

**ROBINSON-SCHENSTED ALGORITHMS
OBTAINED FROM
TABLEAU RECURSIONS**

ADRIANO M. GARSIA AND TIMOTHY J. MCLARNAN

ABSTRACT. The numbers f_λ of standard tableaux of shape $\lambda \vdash n$ satisfy 2 fundamental recursions: $f_\lambda = \sum f_{\lambda^-}$ and $(n+1)f_\lambda = \sum f_{\lambda^+}$, where λ^- and λ^+ run over all shapes obtained from λ by adding or removing a square respectively. The first of these recursions is trivial; the second can be proven algebraically from the first. These recursions together imply algebraically the dimension formula $n! = \sum f_\lambda^2$ for the irreducible representations of S_n . We show that a combinatorial analysis of this classical algebraic argument produces an infinite family of algorithms, among which are the classical Robinson-Schensted *row* and *column* insertion algorithms. Each of our algorithms yields a bijective proof of the dimension formula.

INTRODUCTION

The Robinson-Schensted row insertion algorithm (briefly RSA) yields a correspondence (briefly RSC) between permutations and pairs of tableaux of the same shape. It was discovered independently by Robinson [4] in the context of group representation theory and over twenty years later by Schensted [6] in the context of *sorting*. It was further studied and extended by Knuth [1,2] and by Schützenberger [7,8], among others. It has become a standard tool in the combinatorial study of representations of the symmetric group S_n and of symmetric polynomials.

One way to see the representation theoretic significance of the RSA is to think of it as a bijection proving the identity

$$n! = \sum_{\lambda \vdash n} f_\lambda^2. \quad (\text{I.1})$$

The sum here is over all partitions λ of n , and f_λ denotes the number of standard tableaux of shape λ . That is, the RSA takes any permutation and produces from it a pair of standard tableaux of the same shape. Since f_λ is the dimension of the irreducible representation of S_n corresponding to the partition λ , (I.1) is the specialization to S_n of the general fact that if $\{A^\lambda\}$ are the inequivalent irreducible representations of G , then

$$|G| = \sum \dim^2(A^\lambda). \quad (\text{I.2})$$

Formula (I.1) was known well before the development of the RSA. In particular, Young [9] gave an algebraic proof which is repeated somewhat more readably by

Date: June 2, 1987.

1980 Mathematics Classification. 05A15, 05A19, 20C30, 20C35, 68-04, 68C05.

Work supported by NSF grant at the Univ. of Cal. San Diego and by ONR grant at the Mass. Inst. of Tech.

Rutherford [5]. This proof begins with the fundamental recursion

$$f_\lambda = \sum_{\lambda^-} f_{\lambda^-} . \quad (\text{I.3})$$

Here λ^- varies over all partitions of $n - 1$ obtained by decreasing one of the parts of $\lambda \vdash n$ by 1. From this downward recursion, Young proves the upward recursion

$$(n + 1)f_\lambda = \sum_{\lambda^+} f_{\lambda^+} , \quad (\text{I.4})$$

where λ^+ ranges over partitions obtained by incrementing some part of λ by 1. These two recursions together imply (I.1).

We shall show that a straightforward combinatorial analysis of this algebraic proof produces the Robinson-Schensted algorithm. In fact, the argument outlined above is exactly an algebraic recipe for this algorithm. The RSA is thus intimately connected both with the earlier proofs of (I.1) and with the basic recursions satisfied by standard tableaux.

In the course of our construction, however, we will need to make a number of choices affecting the outcome of the final algorithm. By freely varying these choices, we can produce not only the classical algorithm, but also continuum many other algorithms yielding bijections proving (I.1), (of course, there are only finitely many distinct ones for any fixed n). These bijections may have applications in permutation enumeration. For example, it is well known [6] that the longest increasing subsequence of a permutation is the length of the longest row in the associated tableaux under the RSC. The new correspondences may permit enumeration of permutations by other statistics.

Cryptographic applications are also a possibility. Using any given algorithm to obtain a pair of tableaux from a permutation is quite rapid. The large number of similar algorithms, however, might form the basis for a secure code. As a (perhaps naive) example, we note that the map defined by using one algorithm to produce a pair of tableaux from a permutation, then using the inverse of a different algorithm to make a codeword from the pair of tableaux, can profoundly scramble the original permutation.

In order to make this paper self-contained, we first review the definition of the RSA, then give Young and Rutherford's algebraic proof of (I.1), and finally present our algorithmic translation of this argument and sketch examples of the new bijections.

The authors are indebted to C. Greene for helpful comments at the very early stages of this work.

1. BACKGROUND

If n is a positive integer, a partition $\lambda \vdash n$ is a decomposition of n in the form

$$n = \lambda_1 + \lambda_2 + \dots + \lambda_k ,$$

where the λ_i are positive integers and

$$\lambda_1 \geq \lambda_2 \geq \dots \geq \lambda_k .$$

A partition can be identified with a Ferrers diagram, a left-justified array of squares which we shall write right side up:

$$(4, 3, 1) \longleftrightarrow \begin{array}{cccc} & & & \square \\ & & & \square \quad \square \quad \square \\ & & & \square \quad \square \quad \square \quad \square \end{array}$$

A standard tableau (or Young tableau) of shape $\lambda \vdash n$ is a filling of the squares of the Ferrers diagram of λ with the integers $1, 2, \dots, n$ in which each integer appears exactly once and in which the entries increase in each column from bottom to top and in each row from left to right. An example for the partition λ above is

$$\begin{array}{cccc} & & & 5 \\ & & & 3 \quad 6 \quad 8 \\ & & & 1 \quad 2 \quad 4 \quad 7 \end{array}$$

If T is a standard tableau, then the shape of T , $\text{sh}(T)$, is the partition of whose Ferrers diagram T is a filling. The number of standard tableaux of shape λ is denoted f_λ .

The Robinson-Schensted Algorithm yields a recursively defined bijection

$$\sigma \longleftrightarrow (P, Q)$$

between elements $\sigma \in S_n$ and pairs (P, Q) of standard tableaux with

$$\text{sh}(P) = \text{sh}(Q) = \lambda \vdash n.$$

To describe the algorithm, we first show how to insert a letter b into a row

$$(a_1 < a_2 < \dots < a_m)$$

not containing b . If $b > a_m$, b is just appended to the row to obtain

$$(a_1 < a_2 < \dots < a_m < b).$$

If, on the other hand, $a_i < b < a_{i+1}$ for some i , then b replaces a_{i+1} to produce the row

$$(a_1 < a_2 < \dots < a_i < b < a_{i+2} < \dots < a_m).$$

The element a_{i+1} is said to be bumped out of the row by this process.

An element b can be inserted by repeated row insertions into a tableau T with distinct entries not including b . The number b is first inserted into the bottom row of T . If some number b' is bumped during this insertion, then b' is inserted into the second row of T in the same way. Any number bumped from the second row of T is inserted into the third row, and so on. The process continues until one of the insertions results in an entry settling at the end of a row. The sequence of squares occupied by the bumped numbers is called the bump path of b . An example is

shown below:

$$\begin{aligned} & \left(\begin{array}{cccccc} 9 & & & & & \\ 8 & 10 & & & & \\ 5 & 6 & 12 & 14 & & \\ 1 & 2 & 3 & 7 & 11 & \leftarrow 4 \end{array} \right) \rightarrow \left(\begin{array}{cccccc} 9 & & & & & \\ 8 & 10 & & & & \\ 5 & 6 & 12 & 14 & & \leftarrow 7 \\ 1 & 2 & 3 & 4 & 11 & \end{array} \right) \\ & \rightarrow \left(\begin{array}{cccccc} 9 & & & & & \\ 8 & 10 & & & \leftarrow 12 & \\ 5 & 6 & 7 & 14 & & \\ 1 & 2 & 3 & 4 & 11 & \end{array} \right) \rightarrow \left(\begin{array}{cccccc} 9 & & & & & \\ 8 & 10 & 12 & & & \\ 5 & 6 & 7 & 14 & & \\ 1 & 2 & 3 & 4 & 11 & \end{array} \right) \end{aligned}$$

Finally, to compute the tableaux P and Q associated with the permutation $\sigma \in S_n$, the entries $\sigma_1, \sigma_2, \dots, \sigma_n$ of σ are inserted one at a time from left to right. The left tableau P is the result of these insertions; the entries in the right tableau Q keep track of where a new square is added to the boundary of P at each stage. An example should make this clear. The steps in the insertion of the permutation 2641375 are:

$$\begin{aligned} (\emptyset \leftarrow 2641375) &= ((2 \quad , \quad 1) \leftarrow 641375) = ((2 \quad 6 \quad , \quad 1 \quad 2) \leftarrow 41375) = \\ & \left(\left(\begin{array}{cc} 6 & 3 \\ 2 & 4 \quad , \quad 1 \quad 2 \end{array} \right) \leftarrow 1375 \right) = \left(\left(\begin{array}{cc} 6 & 4 \\ 2 & \quad , \quad 3 \quad \\ 1 & 4 \quad , \quad 1 \quad 2 \end{array} \right) \leftarrow 375 \right) = \\ & \left(\left(\begin{array}{cc} 6 & 4 \\ 2 & 4 \quad , \quad 3 \quad 5 \\ 1 & 3 \quad , \quad 1 \quad 2 \end{array} \right) \leftarrow 75 \right) = \left(\left(\begin{array}{cc} 6 & 4 \\ 2 & 4 \quad , \quad 3 \quad 5 \\ 1 & 3 \quad 7 \quad , \quad 1 \quad 2 \quad 6 \end{array} \right) \leftarrow 5 \right) = \\ & \left(\begin{array}{cc} 6 & 4 \\ 2 & 4 \quad 7 \quad , \quad 3 \quad 5 \quad 7 \\ 1 & 3 \quad 5 \quad , \quad 1 \quad 2 \quad 6 \end{array} \right) = (P, Q) \end{aligned}$$

Here and henceforth, $(P, Q) = (\emptyset \leftarrow \sigma)$ denotes the pair of tableaux obtained by row inserting the permutation σ .

It is not difficult to show that this algorithm yields a bijection.

The algorithm we have described is usually referred to as *row insertion*. An alternative algorithm, column insertion, is obtained by transposing the process, and inserting the letters of the permutation σ from right to left. Its relation to row insertion is discussed in the references by Knuth and Schützenberger.

Before giving the details of the algebraic proof of (I.1), we introduce a bit more notation. If $\lambda \vdash n$ is a partition of n , we have used $\lambda^- \vdash n-1$ and $\lambda^+ \vdash n+1$ to denote generic partitions obtained from λ by removing or adding a square from the Ferrers diagram. Similarly, let λ^{+-} be any partition of n obtained by first adding a square to the boundary of λ and then removing a *different* square from the boundary of the resulting shape. The same shapes are obtained by first removing and then adding a square. The shape λ itself is not one of the λ^{+-} . In the Young lattice, the lattice of all Ferrers diagrams ordered by inclusion, λ^- is any predecessor of λ , and λ^+ is any successor. A fragment of the Young lattice showing $\Lambda^- = \{\lambda^-\}$, $\Lambda^+ = \{\lambda^+\}$, and $\Lambda^{+-} = \{\lambda^{+-}\}$ for the shape $\lambda = (3, 3, 2)$ is shown in Fig. 1.

Observe that every λ^{+-} is the predecessor of a unique λ^+ , and the successor of a unique λ^- .

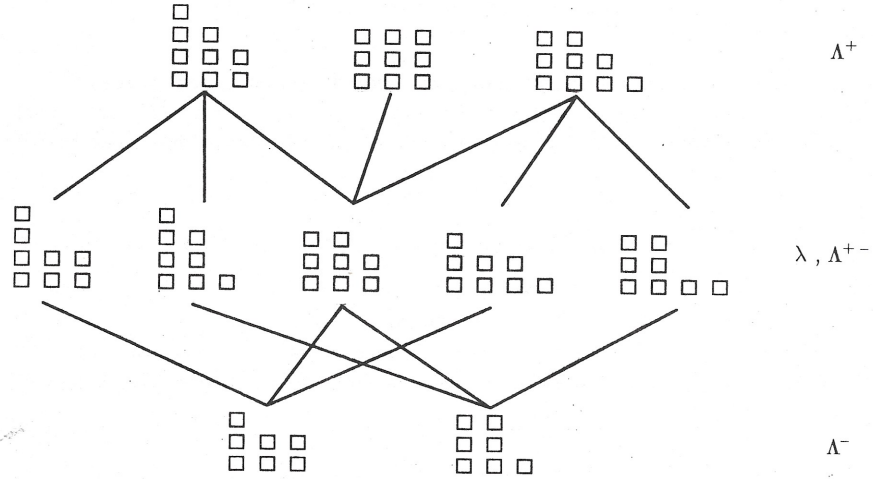


FIGURE 1. The shape $\lambda = (3, 3, 2)$, the shapes λ^+ , λ^- , and λ^{+-} .

Young's proof of (I.1) begins with the downward recursion

$$f_\lambda = \sum_{\lambda^-} f_{\lambda^-} . \tag{1.1}$$

The bijective proof of this recursion is trivial: removing the square containing n from a standard tableau of shape λ produces a standard tableau whose shape is some λ^- .

Young next proves the upward recursion,

$$(n + 1)f_\lambda = \sum_{\lambda^+} f_{\lambda^+} . \tag{1.2}$$

The argument begins by observing that if λ has m predecessors in the Young lattice, then it has $m + 1$ successors. For the shape $(3, 3, 2)$ shown above, $m = 2$. We call the $m + 1$ positions at which a square can be added to the boundary of λ the *addible squares* of λ . The m positions from which a square can be removed are the *removable squares* of λ . For the shape $(3, 3, 2)$, these squares are shown below.

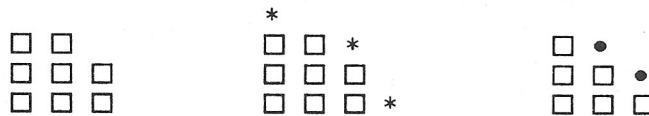


FIGURE 2. The shape λ , its addible squares $*$, its removable squares \bullet .

With this notation, and keeping in mind Fig. 1, the proof of (1.2) is an easy induction. If $\lambda \vdash n = 1$, the upward recursion is trivial. Suppose that it is true for all partitions of numbers smaller than n . The downward recursion from λ says that

$$\sum_{\lambda^-} f_{\lambda^-} = f_{\lambda}. \quad (1.3)$$

Summing the downward recursions from the shapes λ^+ yields

$$(m+1)f_{\lambda} + \sum_{\lambda^{+-}} f_{\lambda^{+-}} = \sum_{\lambda^+} f_{\lambda^+}. \quad (1.4)$$

This is because each λ^+ has λ as a predecessor, and each λ^{+-} has a unique λ^+ as a successor. Similarly, the sum of the upward recursions from the shapes λ^- is

$$mf_{\lambda} + \sum_{\lambda^{+-}} f_{\lambda^{+-}} = n \sum_{\lambda^-} f_{\lambda^-}. \quad (1.5)$$

Combining formulas (1.3)–(1.5) then gives

$$(n+1)f_{\lambda} = f_{\lambda} + n \sum_{\lambda^-} f_{\lambda^-} = (m+1)f_{\lambda} + \sum_{\lambda^{+-}} f_{\lambda^{+-}} = \sum_{\lambda^+} f_{\lambda^+}, \quad (1.6)$$

completing the proof.

Formula (I.1) follows at once from (1.1) and (1.2):

$$(n+1) \sum_{\lambda \vdash n} f_{\lambda}^2 = \sum_{\lambda \vdash n} \sum_{\lambda^+} f_{\lambda^+} \cdot f_{\lambda} = \sum_{\lambda \vdash (n+1)} \sum_{\lambda^-} f_{\lambda} \cdot f_{\lambda^-} = \sum_{\lambda \vdash (n+1)} f_{\lambda}^2. \quad (1.7)$$

Since clearly $1! = \sum_{\lambda \vdash 1} f_{\lambda}^2$, this proves (I.1).

2. RESULTS

How can the arguments in (1.6) and (1.7) be rendered bijective? To prove (1.2) combinatorially, one needs a bijection

$$\phi : (S, i) \longleftrightarrow T, \quad (2.1)$$

where T varies over all standard tableaux whose shape is in Λ^+ , and i runs over all integers $1 \leq i \leq n+1$. It will be convenient to let S vary not over the standard tableaux of shape λ , but over all tableaux of shape λ whose entries are the integers $1, 2, \dots, i-1, i+1, \dots, n+1$. These pairs (S, i) are in obvious bijection with the pairs (S, i) where S is standard.

The bijection ϕ , like row and column insertion, maps a tableau and an integer to a new tableau with one more square than the old. For this reason, we call ϕ an *insertion scheme*, and we speak of the evaluation of $\phi(S, i)$ as the insertion of i into S .

There are three equalities in (1.6). The first comes from (1.3), the downward recursion from f_{λ} . The next comes from (1.5), the upward recursion applied to the numbers f_{λ^-} . The last comes from (1.4), the downward recursion applied to the numbers f_{λ^+} . This suggests the following rough recipe for computing ϕ . Assume that ϕ has already been defined whenever S is a tableau of size less than n , and let $\text{sh}(S) = \lambda \vdash n$.

- (1) Given (S, i) with $\text{sh}(S) = \lambda \vdash n$ and $1 \leq i \leq n+1$, remove the largest element from S to produce the tableau S^- .

- (2) Let $T^- = \phi(S^-, i)$. That is, use the upward recursion ϕ to associate a tableau T^- with the pair (S^-, i) . Since $\text{sh}(T^-)$ is a successor of $\text{sh}(S^-)$ in the Young lattice, we have either $\text{sh}(T^-) \in \Lambda^{+-}$ or $\text{sh}(T^-) = \lambda$.
- (3) As long as $\text{sh}(T^-) \in \Lambda^{+-}$, produce T by adding $n + 1$ to the boundary of T^- so as to make $\text{sh}(T) \in \Lambda^+$. Since every λ^{+-} is contained in exactly one λ^+ , this can be done in only one way.

Removing the largest entry from a tableau was how we proved the downward recursion (1.1), so the three steps in this outline correspond to the three equalities in (1.6).

In order to turn this outline into an exact algorithm for ϕ , and thus to prove (1.2) bijectively, we must settle two details. First, what happens if $i = n + 1$, in which case $\phi(S^-, i)$ makes no sense? Second, what if $\text{sh}(T) = \lambda$? To answer these questions, we need to look more closely at the arguments in Section 1.

Formula (1.6) uses the fact that every Ferrers diagram has one more addible square than removable square. By a *bumping scheme* we mean a family of injections proving this fact, i.e., a set $\{\beta_\lambda : \lambda \vdash n, n \in \mathbb{N}\}$ of injections, one for each shape, such that

$$\beta_\lambda : \{\text{removable squares of } \lambda\} \rightarrow \{\text{addible squares of } \lambda\}$$

Equivalently, β_λ can be regarded as an injection $\beta_\lambda : \Lambda^- \rightarrow \Lambda^+$. These injections can be chosen completely arbitrarily. Under any bumping scheme, each λ will have a unique addible square not in the image of β_λ . This square is called the *lone square* of λ .

A simple bumping scheme is that in which any removable square is mapped by β_λ to the addible square one row higher. The lone square thus lies at the end of the bottom row. This scheme, which will give rise to row insertion, is illustrated in Fig. 3.




FIGURE 3. A typical shape λ (left) and the effect of the injection β_λ for the row insertion bumping scheme (right). Addible squares are denoted * and +, the square marked + being the lone square.

A slightly more complex bumping scheme might take the bottom removable square of any shape to the top addible square, the second lowest removable square to the second highest addible square, and so on. For this scheme as well, the lone square is always in the first row. Figure 4 shows a picture.

Since there is free choice of the injection β_λ for each Ferrers diagram λ , there are continuum many bumping schemes.

We now fix a bumping scheme and return to fill in the details in our construction of the bijection ϕ . Given an integer i such that $1 \leq i \leq n + 1$ and a tableau S of

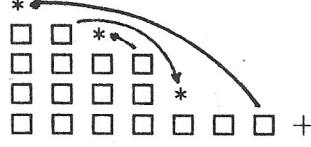


FIGURE 4. An example of the injection β_λ for a more complicated bumping scheme.

shape $\lambda \vdash n$ whose entries are $1, \dots, i-1, i+1, \dots, n+1$, the tableau $T = \phi(S, i)$ is constructed as follows:

- (1) If $i = n+1$, T is obtained by adding $n+1$ to S in the lone square of λ . Call this situation **Case I**.
If $i \neq n+1$, begin by removing the largest entry in S to produce the tableau S^- .
- (2) If we are not in Case I, $T^- = \phi(S^-, i)$ is computed recursively. There are now 2 more cases.
- (3) **Case II:** If $\text{sh}(T^-) \neq \lambda$, then $\text{sh}(T^-) = \lambda^{+-}$ is the predecessor of a unique shape $\lambda^+ \in \Lambda^+$. The shape λ^+ is obtained by adding to λ^{+-} the unique square of λ which is not in λ^{+-} . To produce T , add $n+1$ to T^- in this square.

Case III: Finally, suppose $\text{sh}(T^-) = \lambda$. In this case, let $\lambda^+ = \beta_\lambda(\text{sh}(S^-))$. Produce T from T^- by adding $n+1$ to the unique square in $\lambda^+/\lambda = \{\text{squares in } \lambda^+ \text{ but not in } \lambda\}$. In other words, place $n+1$ in the addible square of λ associated by the bumping scheme with the removable square which contained $n+1$ in S . Even more informally, bump $n+1$ using β_λ .

The purpose of this construction is to associate the m copies of f_λ on the left hand side of (1.5) with m of the copies of f_λ on the left hand side of (1.4) in some explicit fashion. The last copy of f_λ in (1.4) comes from Case I. A bit of reflection shows that this algorithm is an exact combinatorial rephrasing of (1.6).

We will give examples of insertion schemes ϕ below, but first we prove two propositions establishing that ϕ is a bijection and giving a more computationally convenient description.

Proposition 1. ϕ is a bijection.

Proof. We explicitly compute

$$\phi^{-1} : T \longleftrightarrow (S, i)$$

The idea of the construction is straightforward: one removes $n+1$ from T , applies ϕ^{-1} recursively to produce a pair (S^-, i) with shape $\text{sh}(S^-) \in \Lambda^-$, and then adds $n+1$ to the boundary of S^- to obtain the tableau S of shape λ . The details look like this (steps are numbered to agree with the steps in the definition of ϕ):

- (3) Beginning with a shape λ and a standard tableau T of some shape λ^+ , remove the square containing $n+1$ from T . Call the resulting standard tableau T^- .

There are again three cases.

Case I: If $\text{sh}(T^-) = \lambda$ and T is obtained from T^- by adding $n + 1$ in the lone square, let $(S, i) = (T^-, n + 1)$.

Case II: If $\text{sh}(T) \in \Lambda^{+-}$, then there is a unique shape $\lambda^- \in \Lambda^-$ such that $\lambda^- \subseteq \text{sh}(T^-)$. With this shape λ^- , proceed as follows:

- (2) Use ϕ^{-1} recursively to map the tableau T^- , whose shape is a successor of λ^- , to a pair (S^-, i) with $\text{sh}(S^-) = \lambda^-$ and $1 \leq i \leq n$.
- (1) Produce S from S^- by adding $n + 1$ to the unique square in λ/λ^- . It is not hard to see that this is the same square which contained $n + 1$ in T . Both elements of the pair (S, i) are now defined.

Case III: Finally, suppose that $\text{sh}(T^-) = \lambda$ and $\text{sh}(T) \in \text{image}(\beta_\lambda)$. In other words, T is not obtained from T^- by adding $n + 1$ in the lone square. Let $\lambda^- = \beta_\lambda^{-1}(\text{sh}(T))$, i.e., find the removable square of λ associated by the bumping scheme with the addible square in $\text{sh}(T)/\lambda$. Remove this square from λ to obtain λ^- , and proceed just as above:

- (2') Use ϕ^{-1} recursively to map T^- to a tableau S^- of shape λ^- and an integer i such that $1 \leq i \leq n$.
- (1') Produce S from S^- by adding $n + 1$ to the unique square in λ/λ^- . In this case $n + 1$ does not land in the same square it occupied in T . It lands in the removable square of λ associated by the bumping scheme to this addible square.

It is straightforward to see that case (I) of this definition inverts case (I) in the definition of ϕ , case (II) inverts case (II), and case (III) inverts case (III).

QED

Proposition 2. $\phi(S, i)$ can be computed as follows:

- (1) Remove from the tableau S all entries $j > i$; place i in the lone square of the resulting tableau. Call the result T^i .

Now construct a sequence $T^{i+1}, T^{i+2}, \dots, T^{n+1} = T$ using these rules:

- (2) If the square containing j in S is vacant in T^{j-1} , produce T^j from T^{j-1} by adding j to this square.
- (1) If, on the other hand, the square containing j in S is occupied in T^{j-1} , then it will be a removable square of T^{j-1} . Produce T^j by adding j to T^{j-1} in the addible square associated with this removable square by the bumping scheme.

Proof. A trivial induction establishes that if $S_{\leq j}$ is the tableau obtained from S by deleting all entries $> j$, then either $\text{sh}(T^j) = \text{sh}(S_{\leq j})$ or $\text{sh}(T^j) = \text{sh}(S_{\leq j})^{+-}$. This guarantees that the sequence in (2) and (3) is well-defined. It is easy to see that the algorithm described here satisfies the recursive description given above for ϕ . In particular, rule (1) corresponds to case (I) in the definition of ϕ , rule (2) corresponds to case (II), and rule (3) corresponds to case (III).

QED

As an example, let ϕ be the insertion scheme induced by the row insertion bumping scheme of Fig. 3. The sequence of tableaux obtained in inserting $i = 3$

into the tableau

$$S = \begin{array}{cccccc} & 10 & 11 & & & \\ & 4 & 5 & 8 & & \\ 1 & 2 & 6 & 7 & 9 & \end{array} \quad (2.2)$$

is shown in Fig. 5.

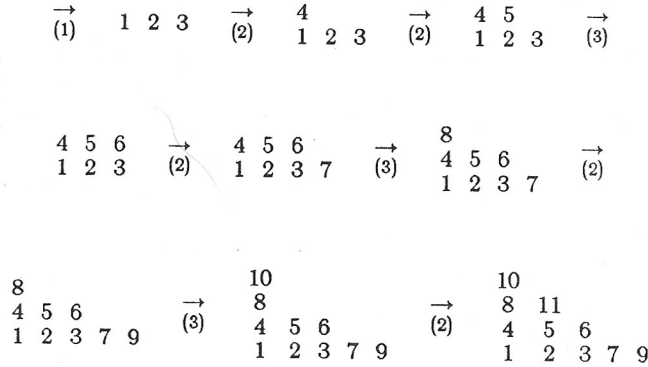


FIGURE 5. The process of inserting 3 into the tableau S of (2.2) using the row insertion bumping scheme. The rule from Prop. 2 used at each stage is shown under the appropriate arrow.

Notice that the result of the insertion in Fig. 5 is the same as that of just row inserting 3 into S . The numbers which were added in Fig. 5 using rule (3) (the one involving bumping) are exactly those which are bumped to a higher row during row insertion. We shall prove in a moment that the insertion scheme engendered by the row insertion bumping scheme is indeed ordinary row insertion.

As a more exotic example, consider again the bumping scheme in Fig. 4. The sequence of tableaux obtained when 3 is inserted into the tableau S of (2.2) using this bumping scheme is shown in Fig. 6.

The final tableau of Fig. 6 can be obtained from the initial tableau of (2.2) by an algorithm resembling row insertion but having a different bump path. Most of the entries of S are unchanged by the insertion; but the 3 has bumped the 6 up to the top row, and the 6 has then bumped the 10 down to the second row. The bumped numbers are those added using rule (3) of Prop. 2. This interpretation shows how close all our insertion schemes are to row insertion: different bumping schemes just result in different bump paths.

In defining an insertion scheme, we inserted the letter i into a tableau whose entries are $1, 2, \dots, i-1, i+1, \dots, n+1$. In what follows, however, it will be desirable to be able to insert i into any tableau S with distinct entries not including i . This can be done by an obvious extension of the algorithm of Prop. 2: one writes down all the entries of S which are less than i , puts i in the lone square, then adds in increasing order the entries of S which are greater than i , bumping them if need be using $\{\beta_\lambda\}$. We use ϕ to denote this extended insertion scheme as well.

If this extension seems unmotivated by the algebra, one may adopt an alternative approach in which integers are always inserted into *standard* tableaux. To insert i ,

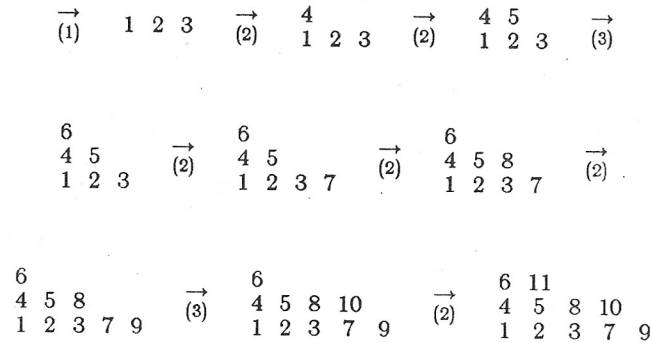


FIGURE 6. The process of inserting 3 into the tableau S of (2.2) using the bumping scheme of Fig. 4. The rule used at each stage is shown under the appropriate arrow.

one first adds 1 to all entries of S which are greater or equal to i , and then inserts i using Prop. 2. This approach is actually the direct translation of Young’s algebraic arguments, and is the one we originally followed. The alternative approach taken here slightly simplifies the algorithms and highlights their similarity to the classical RSA.

Proposition 3. *If ϕ is the insertion scheme engendered by the row insertion bumping scheme, then $\phi(S, i)$ is the tableau $(S \leftarrow i)$ obtained by row inserting i into S .*

Proof. Let S_{ab} be the element in the a^{th} row (from the bottom) and b^{th} column of S , and assume to begin with that S is a single row S_{11}, \dots, S_{1n} . To compute $\phi(S, i)$ using Prop. 2, we write all entries of S which are $\leq i$, and we place i at the end of this row. If $S_{1,b-1} \leq i < S_{1b}$, then S_{1b} has just been displaced by i , so S_{1b} must be added to the tableau using rule (3). Since the row insertion bumping scheme associates the removable square in the first row with the addible square in the second row, this means that S_{1b} is added as the leftmost entry in row 2. Subsequent entries are added one at a time using rule (2), so that they occupy the same positions in T as in S . The resulting tableau T is $(S \leftarrow i)$, so the proposition is proven in this case.

Suppose now that the proposition is true for all tableaux with fewer rows than S . If $S_{1,b-1} \leq i < S_{1b}$, then inserting i using Prop. 2 produces a tableau whose first row begins $S_{11}, S_{12}, \dots, S_{1,b-1}, i$. Further, since bumped elements always move upward, the elements to the right of i in row 1 of T must be exactly those of S . The first row of $\phi(S, i)$ is thus the first row of $(S \leftarrow i)$. In the remainder of the insertion algorithm, S_{1b} is added to the second row at the right of all elements which are smaller than it, and insertion continues. This is exactly what would happen in computing $\phi(S^*, S_{1b})$, where $S^* = S - (1^{\text{st}} \text{ row})$. Since S^* has fewer rows than S , however, $\phi(S^*, S_{1b}) = (S^* \leftarrow S_{1b})$, and the proposition follows by induction.

QED

Proposition 3 shows that we have succeeded in producing from the downward recursion (1.1) a family of bijections proving the upward recursion and including row insertion. Column insertion is also included among these bijections; its insertion

scheme is the conjugate of that shown in Fig. 3. This completes the combinatorial translation of (1.6).

We now turn our attention to the proof of (I.1) in (1.7). In order to prove (I.1) combinatorially, we need a bijection

$$\rho : \sigma \longleftrightarrow (P, Q)$$

between permutations and pairs of standard tableaux of the same shape. The algebra in (1.7) tells us exactly how to compute ρ recursively. The left hand expression counts pairs (P, Q) of tableaux together with an integer i . The first equality says to insert i into P using ϕ , i.e., to employ the upward recursion (1.2). The second equality is just a relabeling. The last equality, coming from the downward recursion (1.1), says to add a square containing $n + 1$ to Q so as to produce a tableau of the same shape as the new P tableau.

In short, given a permutation σ one proceeds as in the ordinary RSA to insert the letters of σ one at a time (using the insertion scheme ϕ) to produce the P tableau. The Q tableau records the positions at which new squares are added to the boundary of the P tableau at each stage of this algorithm. Since ϕ is a bijection, each stage of this algorithm is invertible; so ρ is a bijection as well.

As an example, the figure below shows the tableaux produced when the permutation 4265173 is inserted one letter at a time using the bumping scheme of Fig. 4.

$$\begin{array}{cccccccc}
 4 & \rightarrow & \begin{array}{c} 4 \\ 2 \end{array} & \rightarrow & \begin{array}{cc} 4 & \\ 2 & 6 \end{array} & \rightarrow & \begin{array}{cc} 6 & \\ 4 & 5 \end{array} & \rightarrow & \begin{array}{cc} 4 & 6 \\ 2 & 5 \end{array} & \rightarrow & \begin{array}{ccc} 4 & 6 & \\ 2 & 5 & 7 \end{array} & \rightarrow & \begin{array}{ccc} 5 & & \\ 4 & 6 & \\ 2 & 3 & 7 \end{array}
 \end{array}$$

$$(P, Q) = \left(\begin{array}{cc} 5 & 7 \\ 4 & 4 \\ 2 & 6 \\ 1 & 3 \end{array}, \begin{array}{cc} 2 & 5 \\ 1 & 3 \\ 6 & \end{array} \right)$$

FIGURE 7. The P tableaux obtained by inserting the permutation 4265173 one letter at a time using the bumping scheme of Fig. 4. The final P and Q tableaux are shown at bottom.

With the construction of ρ we complete our program of combinatorializing Young's algebraic arguments. It is pleasant that this effort so easily reconstructs the classical RSA, though it is startling that it produces so many other related algorithms. We end with some remarks on these.

By way of stressing the number of the correspondences ρ , we note that for any standard tableau P one can find a correspondence ρ such that $\rho(\text{id}) = (P, P)$. (When the identity is inserted, the new entry is always added to the lone square, so P must equal Q .) Indeed, in finding such a ρ one needs only specify the lone squares of the tableaux $P_{\leq i}$; so in fact a large number of correspondences produce a given target tableau from the identity.

Not all these correspondences are equally natural or convenient, however. For example, the classical RSA extends to words other than permutations. It provides a bijection between $\{1, 2, \dots, n\}^*$ and the class of ordered pairs (P, Q) where P and Q

have size n , $\text{sh}(P) = \text{sh}(Q)$, Q is standard, and P is column-strict. (A column-strict tableau is one in which entries increase strictly in columns and weakly in rows.) It is not clear, in general, whether or not our algorithms admit such extensions.

Further properties of these algorithms, and other types of tableaux are considered in [3] and later publications.

REFERENCES

- [1] Knuth, Donald E., "The Art of Computer Programming, vol. 3, Sorting and Searching," Reading, Mass., Addison-Wesley, 1973.
- [2] Knuth, Donald E., "Permutations, Matrices, and Generalized Young Tableaux," *Pacific J. Math.*, **34**, 709-727 (1970).
- [3] T. J. McLarnan, "Tableaux recursions and symmetric Schensted Correspondences for ordinary, shifted and oscillating tableaux", (U.C.S.D. Thesis 1986)
- [4] Robinson, G. de B., "On the Representations of the Symmetric Group," *Amer. J. Math.*, **60**, 745-760 (1938).
- [5] Rutherford, Daniel Edwin, "Substitutional Analysis," New York, Haffner, 1968.
- [6] Schensted, C., "Longest Increasing and Decreasing Subsequences," *Canad. J. Math.*, **13**, 179-191 (1961).
- [7] Schützenberger, M.-P., "La correspondance de Robinson," in Dominique Foata, ed., "Combinatoire et représentation du groupe symétrique," Springer Lecture Notes no. 579, Berlin, Springer-Verlag, 1977.
- [8] Schützenberger, M.-P., "Quelques remarques sur une construction de Schensted," *Math. Scand.*, **12**, 117-128 (1963).
- [9] Young, Alfred, "On Quantitative Substitutional Analysis III," *Proc. London Math. Soc.*, **28**, 255-292 (1928) or in "The Collected Papers of Alfred Young," *Mathematical Expositions* no. 21, Toronto, University of Toronto Press, 1977.

AUTHOR'S ADDRESS: DEPARTMENT OF MATHEMATICS, UNIVERSITY OF CALIFORNIA, SAN DIEGO, LA JOLLA, CA 92093, USA

AUTHOR'S CURRENT ADDRESS: DEPARTMENT OF MATHEMATICS, UNIVERSITY OF MICHIGAN, ANN ARBOR, MI 48105-1003