


Modelling, Analysis, Observability and Identifiability of Epidemic Dynamics with Reinfections

Marcel Fang¹ and Pierre-Alexandre Bliman ¹

Abstract—We consider in this paper a general SEIRS model describing the dynamics of an infectious disease including latency, waning immunity and infection-induced mortality. We derive an infinite system of differential equations that provides an image of the same infection process, but counting also the reinfections. Existence and uniqueness of the corresponding Cauchy problem is established in a suitable space of sequence valued functions, and the asymptotic behavior of the solutions is characterized, according to the value of the basic reproduction number. This allows to determine several mean numbers of reinfections related to the population at endemic equilibrium. We then show how using jointly measurement of the number of infected individuals and of the number of primo-infected provides observability and identifiability to a simple SIS model for which none of these two measures is sufficient to ensure on its own the same properties.

I. INTRODUCTION

Since their introduction by Kermack and McKendrick in 1927 [18], compartmental models have been massively used in mathematical epidemiology in order to study epidemic dynamics. The obtained dynamical models may be analyzed and simulated, with parameter values estimated by fitting to observed data. The inverse problem consisting of this estimation process is essential for realistic replication of the phenomenon. It is thus important to look beforehand if the obtained parameter estimates are meaningful, and first of all whether perfect, error-free, measurement of the system actually contains information on the unknown parameters — in other terms whether the model is *identifiable* [16]. Identifiability is only a recent topic in mathematical epidemiology, with few works addressing that issue. A survey on this topic of has been recently published [15]. Xia and Moog [26] were among the first who considered this question, in a paper on an intra-host model of HIV. Structural identifiability [16], [21] for the classical SIR and SEIR models, based on prevalence measurement, has been studied by Tuncer et al. [24]. One may also cite Evan et al. [11] who addressed the identifiability problem for a SIR model with seasonal forcing, with either prevalence or incidence measured; or [10] for a SIR model for waterborne disease.

At the same time, the phenomena of reinfection, and particularly the counting of the number of reinfections, have been little studied to date. Among the works addressing that question, Andreasen et al. [2] and Abu-Raddad & Ferguson [1] studied models with reinfections by different strains.

The authors acknowledge financial support from the MODCOV19 platform.

¹Marcel Fang and Pierre-Alexandre Bliman are with Sorbonne Université, Laboratoire Jacques-Louis Lions, CNRS and with Inria, France. {marcel.fang,pierre-alexandre.bliman}@inria.fr

Arino et al. [3] presented a SVIRS model in order to analyze the efficiency of vaccination. With the same goal, Gomes et al. [13] studied systematically different SIRS models with vaccination, partial and temporary immunity. In addition, Katriel [17] highlighted a threshold condition for endemicity for a SIRS system borrowed from [13]. This author also proposed in the same paper a modified SIRS system with an infinite set of differential equations capable of counting the number of reinfections — to our knowledge, the only contribution made from this perspective.

In the present article, we draw inspiration from Katriel's modelling approach, with the general aim of analyzing whether measuring the number of reinfections may provide more information for observability and identifiability than the usual perspective, which only considers all the infections globally. For this, we propose and analyze a SEIRS differential system with infinite number of equations that takes into account the reinfections. The model is presented in Section II and its well-posedness is established in Section III. The asymptotic convergence of the solutions is then studied in Section IV, while quantities of interest related to the asymptotic mean numbers of reinfections at the endemic equilibrium are computed in Section V. Simulations illustrating the behavior of the system are presented in Section VI. Finally, we present in Section VII results that demonstrate how the supplementary information on the number of reinfections may render observable and identifiable a SIS model which otherwise possesses none of these properties.

II. A SEIRS MODEL COUNTING REINFECTIONS

We begin by introducing the classical SEIRS system, presented e.g. in the recent paper [22] by Bjørnstad et al. and depicted in Figure 1. It is written as follows :

$$\dot{S} = bN - \beta S \frac{I}{N} + \omega R - \mu S, \quad (1a)$$

$$\dot{E} = \beta S \frac{I}{N} - (\sigma + \mu)E, \quad (1b)$$

$$\dot{I} = \sigma E - (\gamma + \mu + \nu)I, \quad (1c)$$

$$\dot{R} = \gamma I - (\omega + \mu)R, \quad (1d)$$

where $N(t) = S(t) + E(t) + I(t) + R(t)$. Here the variables $S(t), E(t), I(t), R(t)$ represent respectively the number of individuals that are *susceptible*, *exposed* to the disease after being infected, *infectious* and *recovered* and subject, at least transiently, to immunity. The number $N(t)$ is the total population size. All the model coefficients are nonnegative, with b and μ representing the birth and natural mortality rates, while the other coefficients are characteristic of the

considered disease. The coefficient β is the contact rate, and ω^{-1} , σ^{-1} , γ^{-1} correspond respectively to the period of immunity, the period of infection and the period of latency when the subject is infected but not yet contagious. Last, the constant ν is the infection-induced mortality rate.

Remark 1: Note that generally speaking, the total population $N = S + E + I + R$ may vary, as $\dot{N} = (b - \mu)N - \nu I$. In particular, when $\nu = 0$, the solution of (1) diverges, resp. vanishes, as t tends to $+\infty$ when $b > \mu$, resp. $b < \mu$. When $b = \mu$ and $\nu > 0$, the variable N may also vary. \square

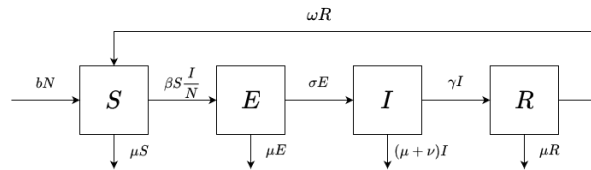


Fig. 1. Flowchart of system (1)

For non-permanent immunity, that is when $\omega > 0$, individuals recovered become newly susceptible after healing. We now want to account for these reinfections, by keeping track of their number. Denoting, for any $i \in \mathbb{N}$, $E_i(t)$ the number of individuals exposed after having been ill $i-1$ times; $I_i(t)$ the number of individuals infected for the i -th time; $R_i(t)$ the number of individuals immune after having recovered i times; and $S_i(t)$ the number of susceptible individuals that lost their transitory immunity after $i-1$ recoveries, we expand system (1) along the idea used in [17], by dividing the compartments and adding an index associated to the number of reinfections. The corresponding system is schematized on Figure 2, and the following equations are obtained:

$$\dot{S}_i = \omega R_{i-1} - \beta S_i \frac{I}{N} - \mu S_i, \quad i \geq 1, \quad (2a)$$

$$\dot{E}_i = \beta S_i \frac{I}{N} - (\sigma + \mu) E_i, \quad i \geq 1, \quad (2b)$$

$$\dot{I}_i = \sigma E_i - (\gamma + \mu + \nu) I_i, \quad i \geq 1, \quad (2c)$$

$$\dot{R}_i = \gamma I_i - (\omega + \mu) R_i, \quad i \geq 1, \quad (2d)$$

with $S(t) := \sum_{i \geq 1} S_i(t)$, $E(t) := \sum_{i \geq 1} E_i(t)$, $I(t) := \sum_{i \geq 1} I_i(t)$, $R(t) := \sum_{i \geq 1} R_i(t)$, $N(t) := S(t) + E(t) + I(t) + R(t)$. Furthermore by convention one puts

$$\omega R_0(t) = bN(t),$$

representing the recruitment term. Finally, the initial condition for the Cauchy problem associated to (2) is given by the quantities $S_i(0) = S_i^0$, $E_i(0) = E_i^0$, $I_i(0) = I_i^0$, $R_i(0) = R_i^0$, for $i \geq 1$. As depicted by the unwrapping of Figure 1 in Figure 2, the central difference is that, after an i -th recovery, the individuals enter a new susceptible compartment S_{i+1} , instead of coming back to a unique reservoir S as in (1).

Notice that summing up the equations in (2) and the initial conditions, one formally recovers system (1). This property will be elucidated afterwards. In the sequel, we call (1) the *macroscopic* system and (2) the *microscopic* one, as (2) disentangles the hidden reinfection structure of the former.

Let us now introduce some notations. For $n \in \mathbb{N}$, define respectively by X^n, X_+^n, X_{++}^n the spaces of sequences : $\underbrace{l^1 \times \dots \times l^1}_{n \text{ times}}, \underbrace{l_+^1 \times \dots \times l_+^1}_{n \text{ times}}, \underbrace{l_{++}^1 \times \dots \times l_{++}^1}_{n \text{ times}}$, where l^1 is

the Banach space of summable sequence, $l_+^1 \subset l^1$ the subspace of l^1 sequences of nonnegative numbers and $l_{++}^1 \subset l_+^1$ the subspace of sequences of positive numbers. The space X^n is endowed with the norm $\|x\|_{X^n} := \sum_{1 \leq i \leq n} \|x_i\|_{l^1}$ for $x = (x_1, x_2, \dots, x_n) \in X^n$. We assume in the whole paper

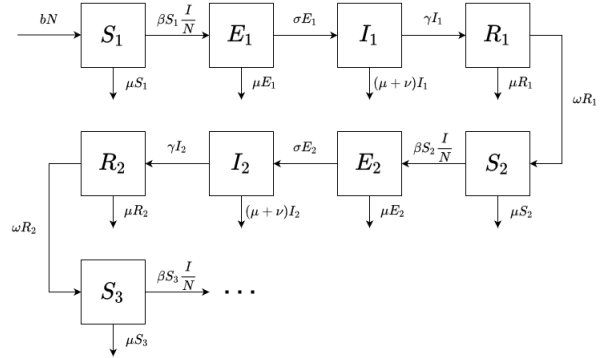


Fig. 2. Flowchart of system (2)

that the initial condition $(S_i^0, E_i^0, I_i^0, R_i^0)_{i \geq 1}$ belongs to X_+^4 and moreover that the system contains initially some infected (without which the solution is trivial), that is

$$\|I_i^0\|_{l^1} + \|E_i^0\|_{l^1} = \sum_{i \geq 1} (I_i^0 + E_i^0) > 0. \quad (3)$$

III. WELL-POSEDNESS

Due to the infinite dimension of system (2), proving its well-posedness is not completely evident. We follow here an approach employed for example for the study of the Becker-Döring system, see e.g. [4], [19], [9]. One first defines an adequate notion of solution for the Cauchy problem associated to (2).

Definition 1: Let $0 < T \leq \infty$ and $x_0 := (S_i^0, E_i^0, I_i^0, R_i^0)_{i \geq 0} \in X_+^4$ verifying (3). We call *solution of (2) on $[0, T)$* any function $x : [0, T) \rightarrow X_+^4$, $t \mapsto x(t) := (S_i(t), E_i(t), I_i(t), R_i(t))_{i \geq 1}$ such that :

- 1) each function $S_i, E_i, I_i, R_i : [0, T) \rightarrow \mathbb{R}^+ \times \mathbb{R}^+$, $i \geq 1$, is continuous and $\sup_{t \in [0, T)} \|x(t)\|_{X^4} < \infty$,
- 2) For all $t \in [0, T)$, $i \geq 1$,

$$S_i(t) = S_i(0) + \int_0^t (\omega R_{i-1}(s) - (\beta \frac{I(s)}{N(s)} + \mu) S_i(s)) ds,$$

$$E_i(t) = E_i(0) + \int_0^t (\beta S_i(s) \frac{I(s)}{N(s)} - (\sigma + \mu) E_i(s)) ds,$$

$$I_i(t) = I_i(0) + \int_0^t (\sigma E_i(s) - (\mu + \gamma + \nu) I_i(s)) ds,$$

$$R_i(t) = R_i(0) + \int_0^t (\gamma I_i(s) - (\omega + \mu) R_i(s)) ds. \quad \square$$

Notice that the condition $\sup_{t \in [0, T)} \|x(t)\|_{X^4} < \infty$ implies that the functions I , and N are bounded and by definition we have $I \leq N$. Then by Lebesgue's dominated

convergence theorem, the quantities I , N and $\frac{I}{N}$ are integrable and the integral formulas are well defined.

The following result establishes the well-posedness of system (2).

Theorem 1: For all $x_0 \in X_+^4$ verifying (3) and $T \in (0, +\infty)$, there exists a unique solution $x = (S_i, E_i, I_i, R_i)_{i \geq 1}$ of (2) on $[0, T)$. Moreover,

- 1) $x(t) \in X_{++}^4$ for all $t \in (0, T)$;
- 2) (S, E, I, R) is continuously differentiable on $(0, T)$ and fulfils (1), where $S := \sum_{i \geq 1} S_i$, $E := \sum_{i \geq 1} E_i$, $I := \sum_{i \geq 1} I_i$, $R := \sum_{i \geq 1} R_i$;
- 3) for all $i \geq 1$, (S_i, E_i, I_i, R_i) is continuously differentiable and fulfils (2) on $(0, T)$. \square

Notice that, due to its triangular structure, the truncation of system (2) obtained by considering equation (1) together with the equations in (2) for $i = 1, \dots, n$, for a given $n \in \mathbb{N}$, yields an *exact* computation of all these variables. This is used in the simulations presented in Section VI.

Proof: The proof is based on the successive use of the following lemmas.

Lemma 1: For all $T \in (0, \infty)$, there exists a solution $x = (S_i, E_i, I_i, R_i)_{i \geq 1}$ of (2) on $[0, T)$, with values in X_+^4 . For this solution, (S, E, I, R) fulfils (1), and $S(t), E(t), I(t), R(t) > 0$ for all $t \in (0, T)$. \square

Lemma 2: Every solution of (2) on $[0, T)$ is such that (S, E, I, R) fulfils (1) everywhere on $[0, T)$. \square

Lemma 3: Let $x = (S_i, E_i, I_i, R_i)_{i \geq 1}$, $x' = (S'_i, E'_i, I'_i, R'_i)_{i \geq 1}$ be two solutions of (2) on $[0, T)$ with values in X_+^4 , then $x = x'$. \square

Lemma 4: Let $x = (S_i, E_i, I_i, R_i)_{i \geq 1}$ be a solution of (2) on $[0, T)$, then $x(t) \in X_{++}^4$ for all $t > 0$ and fulfils the differential equations (2) everywhere on $(0, T)$. \square

Due to space limitation, we only provide a sketch of the proofs. Lemma 1 is proved by constructing explicitly a solution, obtained as solution of the *triangular* linear system

$$\begin{aligned} \dot{S}_i &= \omega R_{i-1} - \beta S_i \frac{\iota}{n} - \mu S_i, & i \geq 1, \\ \dot{E}_i &= \beta S_i \frac{\iota}{n} - (\sigma + \mu) E_i, & i \geq 1, \\ \dot{I}_i &= \sigma E_i - (\gamma + \mu + \nu) I_i, & i \geq 1, \\ \dot{R}_i &= \gamma I_i - (\omega + \mu) R_i, & i \geq 1, \end{aligned}$$

with the same initial condition as in (2), where ι and $n := s + e + \iota + r$ come from the unique solution (s, e, ι, r) of system (1) on $[0, T)$, with initial condition

$$s^0 := \sum_{i \geq 1} S_i^0, e^0 := \sum_{i \geq 1} E_i^0, \iota^0 := \sum_{i \geq 1} I_i^0, r^0 := \sum_{i \geq 1} R_i^0.$$

To show that the function (s, e, ι, r) constructed in this way is identical to the series $(\sum_i S_i, \sum_i E_i, \sum_i I_i, \sum_i R_i)$ (denoted (S, E, I, R) in the sequel), one first proves, by applying a comparison result, that, for any $t \in (0, T)$,

$$\begin{aligned} 0 \leq s_n(t) &:= \sum_{i=1}^n S_i(t) \leq s(t), & 0 \leq e_n(t) &:= \sum_{i=1}^n E_i(t) \leq e(t), \\ 0 \leq \iota_n(t) &:= \sum_{i=1}^n I_i(t) \leq \iota(t), & 0 \leq r_n(t) &:= \sum_{i=1}^n R_i(t) \leq r(t). \end{aligned}$$

This provides pointwise convergence of the partial sums $\{s_n(t)\}, \{e_n(t)\}, \{\iota_n(t)\}, \{r_n(t)\}$, towards limits denoted $S(t), E(t), I(t), R(t)$.

Uniform boundedness in the previous identities yields equicontinuity of the previous sequences, from which one deduces, thanks to Arzelà–Ascoli theorem [6], the continuity of the limits $S(t), E(t), I(t), R(t)$. Using Dini's theorem [5], the convergence of these positive series is indeed uniform, as well as the convergence of their derivatives $\{\dot{s}_n(t)\}, \{\dot{e}_n(t)\}, \{\dot{\iota}_n(t)\}, \{\dot{r}_n(t)\}$, and this allows to interchange summation and differentiation. This shows that $(S, E, I, R) = (s, e, \iota, r)$, and that (S_i, E_i, I_i, R_i) is a solution in the sense of Definition 1.

To show Lemma 2, let $x = (S_i, E_i, I_i, R_i)_{i \geq 1}$ be solution of (2). Using the bound $\sup\{\|x(t)\|_{X^4} : t \in [0, T)\} < \infty$ yields equicontinuity, and arguments similar to those developed in the proof of Lemma 1 shows that the partial sums s_n, e_n, ι_n and r_n defined as previously converge uniformly to continuous limit functions. The integrands in the formula of the quantities S_i, E_i, I_i, R_i are then continuous, and this allows to differentiate these quantities, yielding (2). Using now the uniform convergence of the series obtained previously and summing up the equations of (2), we deduce again the uniform convergence of the derivatives $\dot{s}_n, \dot{e}_n, \dot{\iota}_n, \dot{r}_n$. Interchanging summation and differentiation is then possible which ensures that $(\dot{S}, \dot{E}, \dot{I}, \dot{R})$ fulfils (1).

Notice that, once the solution of (1) has been obtained, the functions $S_i, E_i, R_i, I_i, i \geq 1$, are deduced in the same unique way as the solution of the triangular linear system in the proof of Lemma 1. This establishes uniqueness, and proves Lemma 3.

Due to the regularity of (S, E, I, R) provided by Lemma 2, the same point of view shows that for any solution of (2) (in the sense of Definition 1), one may differentiate the integral formulas in Definition 1, thus demonstrating that x verifies the differential equations (2) everywhere on $(0, T)$, as stated in Lemma 4.

Last, positivity of the solution is obtained by using monotonicity (or positivity) of system (2), see [23], [12], achieving the proof of Lemma 4. Using these four lemmas allows finally to establish Theorem 1. \blacksquare

IV. ASYMPTOTIC BEHAVIOR

The existence and uniqueness of the solution being demonstrated, let us focus on its asymptotic behavior, in order to unravel the underlying structure of population (in terms of numbers of reinfections) at the endemic equilibrium. Considering the fact that the solution of system (1), and also system (2), may diverge as t tends to $+\infty$ (see Remark 1), we first normalize (2), in order to study the relevant limits. For any $A \in \{S, E, I, R\}$, introduce the normalized quantities

$$\bar{A}(t) := \frac{A(t)}{N(t)}, \quad \bar{A}_i(t) := \frac{A_i(t)}{N(t)}.$$

One gets from (2):

$$\dot{S}_i = \frac{\dot{S}_i}{N} - \frac{S_i}{N^2} \dot{N} = \omega \bar{R}_{i-1} - (\beta - \nu) \bar{S}_i \bar{I} - b \bar{S}_i, \quad (4a)$$

$$\dot{E}_i = \frac{\dot{E}_i}{N} - \frac{E_i}{N^2} \dot{N} = \beta \bar{S}_i \bar{I} - (\sigma + b) \bar{E}_i + \nu \bar{I} \bar{E}_i, \quad (4b)$$

$$\dot{I}_i = \frac{\dot{I}_i}{N} - \frac{I_i}{N^2} \dot{N} = \sigma \bar{E}_i - (\gamma + b + \nu) \bar{I}_i + \nu \bar{I} \bar{I}_i, \quad (4c)$$

$$\dot{R}_i = \frac{\dot{R}_i}{N} - \frac{R_i}{N^2} \dot{N} = \gamma \bar{I}_i - (\omega + b) \bar{R}_i + \nu \bar{I} \bar{R}_i, \quad (4d)$$

with $\omega \bar{R}_0 = b$. Normalizing the macroscopic quantities gives

$$\dot{\bar{S}} = \frac{\dot{S}}{N} - \frac{S}{N^2} \dot{N} = b - (\beta - \nu) \bar{S} \bar{I} + \omega \bar{R} - b \bar{S}, \quad (5a)$$

$$\dot{\bar{E}} = \frac{\dot{E}}{N} - \frac{E}{N^2} \dot{N} = \beta \bar{S} \bar{I} - (\sigma + b) \bar{E} + \nu \bar{I} \bar{E}, \quad (5b)$$

$$\dot{\bar{I}} = \frac{\dot{I}}{N} - \frac{I}{N^2} \dot{N} = \sigma \bar{E} - (\gamma + b + \nu) \bar{I} + \nu \bar{I}^2, \quad (5c)$$

$$\dot{\bar{R}} = \frac{\dot{R}}{N} - \frac{R}{N^2} \dot{N} = \gamma \bar{I} - (\omega + b) \bar{R} + \nu \bar{I} \bar{R}. \quad (5d)$$

Thanks to Theorem 1, existence and uniqueness of solution for system (2) is guaranteed on $[0, +\infty)$. Moreover we have, for this solution, $N(t) = \|x(t)\|_{X^4} > 0$ for all $t \geq 0$. One then easily obtains, by dividing the solution of (2) by $N(t)$, existence and uniqueness result for the normalized system (4).

Remark 2: Let the set $\Gamma = \{\bar{x} \in X_+^4 : \|\bar{x}\|_{X^4} = 1\}$. As $\dot{\bar{S}} + \dot{\bar{E}} + \dot{\bar{I}} + \dot{\bar{R}} = (b - \nu \bar{I})(1 - \bar{S} - \bar{E} - \bar{I} - \bar{R}) \equiv 0$, the set Γ is positively invariant for the normalized system (4), as expected. \square

Remark 3: Notice that the normalized systems (4) and (5) do not depend upon the value of μ . \square

We have the following result for systems (4) and (5).

Theorem 2: The basic reproduction number of system (5) is $\mathcal{R}_0 := \frac{\sigma}{\sigma+b} \frac{\beta}{\gamma+\nu+b}$.

Moreover, for any $\bar{x}_0 \in \Gamma$ verifying (3), the solutions of (4) and (5) are such that :

- 1) if $\mathcal{R}_0 < 1$, denoting δ the Kronecker delta, one has for any $i \geq 1$,

$$\lim_{t \rightarrow +\infty} (\bar{S}_i(t), \bar{E}_i(t), \bar{I}_i(t), \bar{R}_i(t)) = \delta_i^1(1, 0, 0, 0),$$

$$\lim_{t \rightarrow +\infty} (\bar{S}(t), \bar{E}(t), \bar{I}(t), \bar{R}(t)) = (1, 0, 0, 0).$$

- 2) if $\mathcal{R}_0 > 1$, there exists a unique nonzero equilibrium $(\bar{S}^*, \bar{E}^*, \bar{I}^*, \bar{R}^*)$ of (5), which is indeed positive. The quantity \bar{I}^* satisfies:

$$\left(\frac{\beta - \nu}{b} \bar{I}^* + 1 \right) \left(1 - \frac{\nu \bar{I}^*}{\sigma + b} \right) \left(1 - \frac{\nu \bar{I}^*}{\gamma + \nu + b} \right) = \mathcal{R}_0 \left(1 + \frac{\gamma}{b} \frac{\omega}{\omega + b - \nu \bar{I}^*} \right), \quad (6a)$$

and the three other quantities $\bar{S}^*, \bar{E}^*, \bar{R}^*$ are given as

$$\bar{S}^* = \frac{\gamma + b + \nu - \nu \bar{I}^*}{\sigma} \frac{\sigma + b - \nu \bar{I}^*}{\beta}, \quad \bar{R}^* = \frac{\gamma}{\omega + b - \nu \bar{I}^*} \bar{I}^*,$$

$$\bar{E}^* = \frac{\gamma + \nu + b - \nu \bar{I}^*}{\sigma} \bar{I}^*. \quad (6b)$$

Furthermore, let

$$\phi := \frac{\omega}{(\beta - \nu) \bar{I}^* + b} \frac{\gamma}{\omega + b - \nu \bar{I}^*} \frac{\bar{I}^*}{\bar{S}^*},$$

then $0 < \phi < 1$ and the following asymptotic convergence property holds, for every $i \geq 1$:

$$\lim_{t \rightarrow +\infty} (\bar{S}_i(t), \bar{E}_i(t), \bar{I}_i(t), \bar{R}_i(t)) = \phi^{i-1} (\bar{S}_1^*, \bar{E}_1^*, \bar{I}_1^*, \bar{R}_1^*),$$

$$\lim_{t \rightarrow +\infty} (\bar{S}(t), \bar{E}(t), \bar{I}(t), \bar{R}(t)) = (\bar{S}^*, \bar{E}^*, \bar{I}^*, \bar{R}^*),$$

with

$$\bar{S}_1^* = \frac{b}{(\beta - \nu) \bar{I}^* + b}, \quad \bar{E}_1^* = \frac{\beta \bar{I}^*}{\sigma + b - \nu \bar{I}^*} \bar{S}_1^*,$$

$$\bar{I}_1^* = \frac{\bar{I}^*}{\bar{S}_1^*} \bar{S}_1^*, \quad \bar{R}_1^* = \frac{\gamma}{\omega + b - \nu \bar{I}^*} \frac{\bar{I}^*}{\bar{S}_1^*} \bar{S}_1^*. \quad \square \quad (7)$$

Proof: The basic reproduction number of (5) is easily computed by the method of next-generation matrix [25], [8]. Convergence to the equilibrium of the macroscopic system (5) is proved in [14] in the case $\mathcal{R}_0 < 1$, and in [20] in the case $\mathcal{R}_0 > 1$. In both cases, one proceeds recursively to prove the convergence to the equilibrium of the microscopic system, using the convergence of system (5). \blacksquare

Remark 4: Theorem 2 shows in particular that $\mathcal{R}_0 = 1$ constitutes a threshold condition, which determines if the disease will eventually die out or remain in an endemic state with persistent (re)infections. \square

Remark 5: One may show from (6b) and (7) that, for any $\bar{A}, \bar{B} \in \{\bar{S}, \bar{E}, \bar{I}, \bar{R}\}$, any $i, j \in \mathbb{N}$, $\frac{\bar{A}_i}{\bar{B}_j} = \phi^{i-j} \frac{\bar{A}}{\bar{B}}$. \square

The case $\nu = 0$ yields simpler formulas, given now.

Corollary 1: When $\nu = 0$ and $\mathcal{R}_0 > 1$, then

$$\mathcal{R}_0 = \frac{\beta}{\gamma + b} \frac{\sigma}{\sigma + b}, \quad \phi = \frac{\gamma \omega}{\beta(\omega + b) - \gamma \omega} (\mathcal{R}_0 - 1),$$

Moreover, we have an explicit formula for the value of \bar{I}^* :

$$\bar{I}^* = \frac{\mathcal{R}_0 - 1}{\mathcal{R}_0} \frac{1}{\zeta}, \quad \zeta := \frac{(\gamma + b)(\sigma + b)(\omega + b) - \omega \gamma \sigma}{\sigma b(\omega + b)} > 1.$$

The constant ζ is called *number of critical stability* [7]. \square

Proof: The 1st part of Corollary 1 is evident by Theorem 2. On the other hand, when $\nu = 0$, then (6a) reduces to an affine equation. Finally, expanding the numerator in the expression of ζ , shows easily that $\zeta > 1$. \blacksquare

We now derive from Theorem 2 a complete picture of the asymptotic behavior of the total size of the (non-normalized) population.

Theorem 3: Let $N(t)$ be the total population size at time t of the solution of system (2) corresponding to a given initial condition fulfilling (3). The following properties hold.

- 1) If $b < \mu$, then $N(t)$ converges to 0 when $t \rightarrow +\infty$.
- 2) If $b = \mu$,
 - a) If $\nu = 0$, then $N(t) = N(0)$ for all t .
 - b) If $\nu > 0$,
 - i) $N(t)$ converges asymptotically to a positive finite limit when $\mathcal{R}_0 < 1$.
 - ii) $N(t)$ converges asymptotically to 0 when $\mathcal{R}_0 > 1$.

3) If $b > \mu$,

- a) If $b - \mu > \nu \bar{I}^*$, then $N(t)$ tends to $+\infty$.
- b) If $\mathcal{R}_0 > 1$ and $b - \mu < \nu \bar{I}^*$, then $N(t)$ converges to 0. \square

As \bar{I}^* does not depend upon μ (see Remark 3), there exist parameter sets fulfilling the case 3a, resp. 3b.

Proof:

- Assertions 1, 2a are evident from the identity $\dot{N}(t) = (b - \mu)N(t) - \nu I(t)$. 2(b)ii is proved thanks to Theorem 2.
- For the case 2(b)i, showing that the Jacobian matrix of (5) is Hurwitz demonstrates that \bar{I} tends indeed exponentially to 0. Writing $I = \bar{I}N$, there thus exist $c_1, c_2 > 0$ such that $-\nu c_1 e^{-c_2 t} N \leq \dot{N} \leq 0$, which yields by integration:

$$\log N(t) \geq \log N(0) + \nu \frac{c_1}{c_2} (e^{-c_2 t} - 1) \geq \log N(0) - \nu \frac{c_1}{c_2},$$

and finally : $N(t) \geq N(0)e^{-\nu \frac{c_1}{c_2}} > 0$, for any $t \geq 0$. $N(t)$ is thus decreasing and lower bounded by a positive quantity, so 2(b)i holds.

- When $b > \mu$ et $b - \mu > \nu \bar{I}^*$, then for any $\varepsilon > 0$ and t sufficiently large, $(b - \mu - \nu(\bar{I}^* + \varepsilon)) N \leq \dot{N}$. Taking $\varepsilon > 0$ small enough in order to have $b - \mu - \nu(\bar{I}^* + \varepsilon) > 0$, we prove the case 3a. Last, taking now $-\varepsilon$ instead of ε and inverting the last inequality, yields similarly the case 3b. \blacksquare

V. MEAN NUMBERS OF REINFECTIONS

Based on the convergence properties previously established, we now obtain significant quantities, related to the asymptotic mean numbers of reinfections at endemic equilibrium.

Theorem 4: Let $\mathcal{R}_0 > 1$, then

$$\begin{aligned} \frac{\sum_{i \geq 1} (i-1) \bar{S}_i^*}{\sum_{i \geq 1} \bar{S}_i^*} &= \frac{\phi}{1-\phi}, \\ \frac{\sum_{i \geq 1} i \bar{E}_i^*}{\sum_{i \geq 1} \bar{E}_i^*} &= \frac{\sum_{i \geq 1} i \bar{I}_i^*}{\sum_{i \geq 1} \bar{I}_i^*} = \frac{\sum_{i \geq 1} i \bar{R}_i^*}{\sum_{i \geq 1} \bar{R}_i^*} = \frac{1}{1-\phi}, \\ \frac{\sum_{i \geq 1} ((i-1) \bar{S}_i^* + i(\bar{E}_i^* + \bar{I}_i^* + \bar{R}_i^*))}{\sum_{i \geq 1} (\bar{S}_i^* + \bar{E}_i^* + \bar{I}_i^* + \bar{R}_i^*)} &= \frac{1}{(1-\phi)^2} \frac{b - b\phi - \nu \bar{I}_1^*}{b - \nu \bar{I}^*} - \bar{S}^*. \quad \square \end{aligned}$$

Proof: According to Theorem 2, the sequences $\{\bar{S}_i^*\}$, $\{\bar{E}_i^*\}$, $\{\bar{I}_i^*\}$ et $\{\bar{R}_i^*\}$ are geometric of common ratio $0 < \phi < 1$. This allows to use geometric series formulas. \blacksquare

The quantities considered in the previous statement are the mean numbers of infections undergone respectively by the susceptible individuals, by the non-susceptible individuals, and by the global population.

In absence of infection-induced mortality, we may find explicitly the exact value of \bar{I}^* , yielding analytic expressions for the quantities considered in Theorem 4.

Corollary 2: Suppose $\nu = 0$ and $\mathcal{R}_0 > 1$, then:

$$\begin{aligned} \frac{\sum_{i \geq 1} (i-1) \bar{S}_i^*}{\sum_{i \geq 1} \bar{S}_i^*} &= \frac{\gamma \omega (\mathcal{R}_0 - 1)}{\beta(\omega + b) - \gamma \omega \mathcal{R}_0}, \\ \frac{\sum_{i \geq 1} i \bar{E}_i^*}{\sum_{i \geq 1} \bar{E}_i^*} &= \frac{\sum_{i \geq 1} i \bar{I}_i^*}{\sum_{i \geq 1} \bar{I}_i^*} = \frac{\sum_{i \geq 1} i \bar{R}_i^*}{\sum_{i \geq 1} \bar{R}_i^*} = \frac{\beta(\omega + b) - \gamma \omega}{\beta(\omega + b) - \gamma \omega \mathcal{R}_0}, \end{aligned}$$

$$\begin{aligned} \frac{\sum_{i \geq 1} ((i-1) \bar{S}_i^* + i(\bar{E}_i^* + \bar{I}_i^* + \bar{R}_i^*))}{\sum_{i \geq 1} (\bar{S}_i^* + \bar{E}_i^* + \bar{I}_i^* + \bar{R}_i^*)} &= \frac{\beta(\omega + b)(\mathcal{R}_0 - 1)}{(\beta(\omega + b) - \gamma \omega \mathcal{R}_0) \mathcal{R}_0}. \quad \square \end{aligned}$$

The proof of Corollary 2 comes directly from applying Corollary 1 to the formulas in Theorem 4.

VI. NUMERICAL SIMULATIONS

With the aim of illustrating the previous results, we present here some numerical simulations of system (4), for values of the coefficients borrowed from Bjørnstad et al. [22]. More precisely, we take $\mathcal{R}_0 = 3$, $\gamma^{-1} = 14$ days, $\sigma^{-1} = 7$ days, $\omega^{-1} = 1$ year, $b^{-1} = \mu^{-1} = 76$ years, $\nu = 0$ and $\beta = 0.21$ days $^{-1}$. The initial condition is chosen as $I^0 = I_1^0 = 10^{-3}$, $S^0 = S_1^0 = 1 - I^0$, and all the other values null.

The results are shown in Figures 3–6. They suggest that the convergence of the macroscopic components is slower than the convergence of each microscopic ones, in spite of the fact that the period during which these components evolve significantly begins and ends apparently later, and also later and later for higher numbers of reinfections.

One may check that, for this system with $b = \mu$ and $\nu = 0$, one has at the endemic equilibrium

$$\frac{\bar{S}_1^*}{\bar{S}^*} = \frac{b\sigma\beta}{(\beta\bar{I}^* + b)(\gamma + b)(\sigma + b)} \simeq 0.02.$$

Also, the Jacobian matrix for the system (5) describing the evolution of the macroscopic components is

$$\begin{pmatrix} -\beta\bar{I}^* - b & 0 & -\beta\bar{S}^* & \omega \\ \beta\bar{I}^* & -(\sigma + b) & \beta\bar{S}^* + \bar{E}^* & 0 \\ 0 & \sigma & -(\gamma + b) & 0 \\ 0 & 0 & \gamma & -(\omega + b) \end{pmatrix},$$

while all diagonal blocks of the block-triangular Jacobian matrix of the truncated system (4), corresponding to the evolution of a finite number of microscopic modes, are worth

$$\begin{pmatrix} -\beta\bar{I}^* - b & 0 & 0 & 0 \\ \beta\bar{I}^* & -(\sigma + b) & 0 & 0 \\ 0 & \sigma & -(\gamma + b) & 0 \\ 0 & 0 & \gamma & -(\omega + b) \end{pmatrix}.$$

The latter matrix is diagonal, its spectrum is real, and is numerically approximated to $\{-1.01, -1.87, -26.08, -52.17\}$. One computes numerically the spectrum of the former matrix, which appears to be complex, and approximately equal to $\{-1.28 \times 10^{-2}, -68.62, -6.24 \pm 3.16i\}$. Both matrices are Hurwitz, and the largest real part of the eigenvalues is associated to the macroscopic evolution, as foreseen.

VII. OBSERVABILITY AND IDENTIFIABILITY OF A SIMPLIFIED SIS MODEL

In order to illustrate the interest of the previous study for system identifiability, we consider here the following SIS

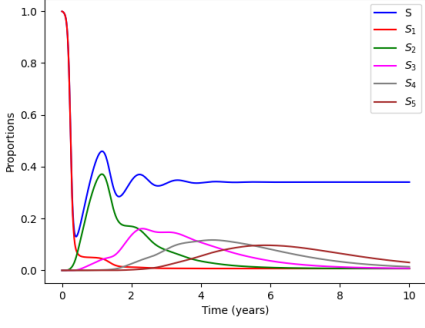


Fig. 3. Evolution of susceptible populations

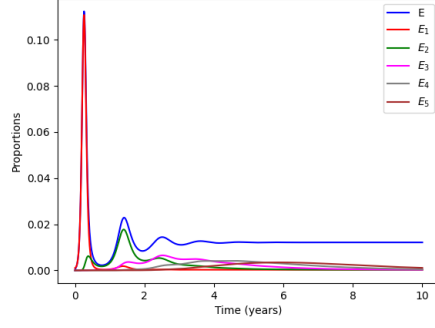


Fig. 4. Evolution of exposed populations

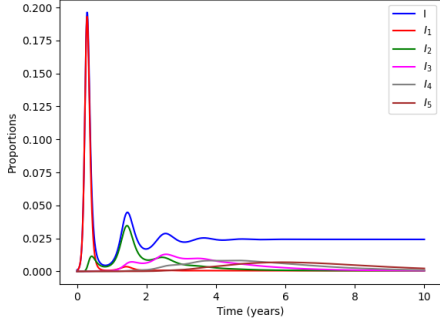


Fig. 5. Evolution of infected populations

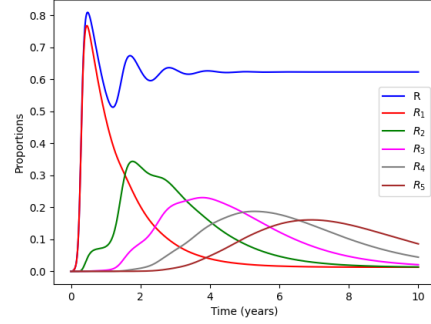


Fig. 6. Evolution of recovered populations

system, formally obtained from (4) by putting $\nu = 0$ and $\sigma, \omega \rightarrow +\infty$: for any $i \geq 1$,

$$\dot{S}_i = \gamma I_{i-1} - \beta S_i I - \mu S_i, \quad S_i(0) = S_i^0, \quad (8a)$$

$$\dot{I}_i = \beta S_i I - (\mu + \gamma) I_i, \quad I_i(0) = I_i^0. \quad (8b)$$

One checks easily that the results obtained above are valid for this system. Let us now show that the knowledge of the two positive limits I^* and I_1^* allows to compute all parameters of the system, provided the mortality rate μ is known.

Theorem 5: Suppose the coefficient μ is known and that the limits of the numbers of infected $I^* > 0$ and primo-infected $I_1^* > 0$ are measured. Then

$$\mathcal{R}_0 = \frac{1}{1 - I^*},$$

and by posing

$$\theta := \frac{I_1^*}{\sum_{i \geq 1} I_i^*} = \frac{I_1^*}{I^*},$$

the infection rate β and the recovery rate γ are given by:

$$\beta = \frac{\mu}{\mathcal{R}_0 - 1} \left(\frac{\mathcal{R}_0^2}{\theta} - 1 \right), \quad \gamma = \frac{\mu}{\mathcal{R}_0 - 1} \left(\frac{\mathcal{R}_0}{\theta} - 1 \right). \quad \square$$

The demonstration, based on formulas given in Theorem 4 presents no difficulty and is left to the reader. Theorem 5 provides a way to identify the coefficients β and γ of the system, when μ and the limit quantities I_1^* and I^* are measured. Clearly, the knowledge of the two measurements brings more information than any of them does alone.

Remark 6: The ratio θ is the proportion of primo-infected in the total infected population at endemic equilibrium. It is as well the proportion of susceptible individuals never previously infected in the total susceptible population, see Remark 5. \square

Theorem 5 suggests to study the observability and identifiability properties of the system. To tackle this point, we study the following 4-dimensional system, obtained as subsystem of (8) (see the comment following Theorem 1):

$$\dot{S} = \mu - \beta S I - \mu S + \gamma I, \quad \dot{I} = \beta S I - (\mu + \gamma) I, \quad (9a)$$

$$\dot{S}_1 = \mu - \beta S_1 I - \mu S_1, \quad \dot{I}_1 = \beta S_1 I - (\mu + \gamma) I_1, \quad (9b)$$

$$y := \alpha I, \quad y_1 := \alpha I_1. \quad (9c)$$

We assume through (9c) that the measurements of a portion y of the infected individuals I is available (as done e.g. in [11]), as well as of a portion y_1 of the primo-infected I_1 , with the same proportion α . The coefficient α lies in $(0, 1]$. As before, the mortality rate μ is supposed known, as well as the total population size, taken to 1 for simplicity. The parameters α, β, γ are unknown.

Theorem 6: When the measurement y is available, then system (9) is neither observable, nor identifiable. When both measurements y and y_1 are available, then system (9) is both observable and identifiable. \square

Proof: As $\nu = 0$, we assume for simplicity $N \equiv 1$.

• **Measuring only y .** Consider first the use of the measurement y on the macroscopic variables. Due to the fact that $S + I \equiv 1$, the two formulas in (9a) provide indeed the same

equation, namely: $\dot{I} = (\beta - (\mu + \gamma) - \beta I)I$. Therefore,

$$\dot{y} = \left(\beta - (\mu + \gamma) - \frac{\beta}{\alpha} y \right) y. \quad (10)$$

By differentiation one gets that

$$\frac{d}{dt} \left(\frac{\dot{y}}{y} \right) = -\frac{\beta}{\alpha} \dot{y},$$

and one may express the two quantities $\frac{\beta}{\alpha}$ and $\beta - \gamma$, as

$$\frac{\beta}{\alpha} = -\frac{1}{\dot{y}} \frac{d}{dt} \left(\frac{\dot{y}}{y} \right) = -\frac{1}{\dot{y}} \frac{d^2}{dt^2} (\ln y), \quad (11a)$$

$$\begin{aligned} \beta - \gamma &= \frac{\dot{y}}{y} + \mu + \frac{\beta}{\alpha} y = \frac{\dot{y}}{y} + \mu - \frac{y}{\dot{y}} \frac{d^2}{dt^2} (\ln y) \\ &= \mu + \frac{d}{dt} (\ln y) - \frac{d}{dt} \left(\ln \left| \frac{d}{dt} (\ln y) \right| \right). \end{aligned} \quad (11b)$$

These two quantities are thus identifiable, but this is not sufficient to obtain each of the three coefficients α, β, γ . On the other hand, it is clear that nothing more may be learned when measuring only y , which fulfils equation (10). Therefore, the system (9a) is *not* identifiable over α, β, γ .

Also, notice that it is not possible to determine $I = \frac{1}{\alpha} y$, otherwise α would be identifiable, and all other parameters too. Thus the system is not observable.

• Measuring y and y_1 .

We will now use (9b) and exploit the knowledge of the supplementary measured output y_1 . From the definition of y_1 and the second formula in (9b) one deduces, putting $w := \beta S_1$, that

$$\dot{y}_1 = (\beta S_1) y - (\mu + \gamma) y_1 = w y - (\mu + \gamma) y_1, \quad (12)$$

and thus:

$$\ddot{y}_1 = \dot{w} y + w \dot{y} - (\mu + \gamma) \dot{y}_1. \quad (13)$$

On the other hand, using now the first formula in (9b) and replacing $\frac{\beta}{\alpha}$ by its value obtained from (11a) yields

$$\begin{aligned} \dot{w} &= \beta \dot{S}_1 = \beta(\mu - \beta S_1 I - \mu S_1) = \beta\mu - \frac{\beta}{\alpha} w y - \mu w \\ &= \beta\mu + \left(\frac{d}{dt} \left(\ln \left| \frac{d}{dt} (\ln y) \right| \right) - \mu \right) w. \end{aligned} \quad (14)$$

Inserting in (13) the value of \dot{w} extracted by (14), we get

$$\ddot{y}_1 = \left(\beta\mu + \left(\frac{d}{dt} \left(\ln \left| \frac{d}{dt} (\ln y) \right| \right) - \mu \right) w \right) y + w \dot{y} - (\mu + \gamma) \dot{y}_1,$$

and gathering the terms in w leads to the following equivalent form:

$$\ddot{y}_1 = \beta\mu y + \left(\dot{y} + y \frac{d}{dt} \left(\ln \left| \frac{d}{dt} (\ln y) \right| \right) - \mu y \right) w - (\mu + \gamma) \dot{y}_1. \quad (15)$$

For clarity, let us write (12) and (15) under matrix form:

$$\begin{pmatrix} -y_1 \\ -\dot{y}_1 \end{pmatrix} \begin{pmatrix} y \\ \dot{y} + y \frac{d}{dt} \left(\ln \left| \frac{d}{dt} (\ln y) \right| \right) - \mu y \end{pmatrix} \begin{pmatrix} \mu + \gamma \\ w \end{pmatrix} = \begin{pmatrix} \dot{y}_1 \\ \ddot{y}_1 - \beta\mu y \end{pmatrix}.$$

One deduces by partial inversion of the matrix that

$$\mu + \gamma = \frac{\begin{vmatrix} \dot{y}_1 & y \\ \dot{y}_1 - \beta\mu y & \dot{y} + y \frac{d}{dt} \left(\ln \left| \frac{d}{dt} (\ln y) \right| \right) - \mu y \end{vmatrix}}{\begin{vmatrix} -y_1 & y \\ -\dot{y}_1 & \dot{y} + y \frac{d}{dt} \left(\ln \left| \frac{d}{dt} (\ln y) \right| \right) - \mu y \end{vmatrix}}. \quad (16)$$

On the other hand, one has, by use of (11b), an alternative expression of $\mu + \gamma$, namely

$$\mu + \gamma = \beta - \frac{d}{dt} (\ln y) + \frac{d}{dt} \left(\ln \left| \frac{d}{dt} (\ln y) \right| \right). \quad (17)$$

Achieving elimination of $\mu + \gamma$ between (16) and (17) yields

$$\begin{aligned} \beta - \frac{d}{dt} (\ln y) + \frac{d}{dt} \left(\ln \left| \frac{d}{dt} (\ln y) \right| \right) \\ = \frac{\begin{vmatrix} \dot{y}_1 & y \\ \dot{y}_1 - \beta\mu y & \dot{y} + y \frac{d}{dt} \left(\ln \left| \frac{d}{dt} (\ln y) \right| \right) - \mu y \end{vmatrix}}{\begin{vmatrix} -y_1 & y \\ -\dot{y}_1 & \dot{y} + y \frac{d}{dt} \left(\ln \left| \frac{d}{dt} (\ln y) \right| \right) - \mu y \end{vmatrix}}. \end{aligned}$$

Now, one checks that the previous identity is indeed *affine* in β . Factorizing all terms in β , it may be written

$$\begin{aligned} \left(- \left(\dot{y} + y \frac{d}{dt} \left(\ln \left| \frac{d}{dt} (\ln y) \right| \right) - \mu y \right) y_1 + y \dot{y}_1 - \mu y^2 \right) \beta \\ = \Phi(y, \dot{y}, \ddot{y}, y_1, \dot{y}_1, \ddot{y}_1), \end{aligned} \quad (18)$$

where the function Φ depends upon the two outputs y and y_1 and their derivatives up to the second one. In particular, Φ does not contain any occurrence of the unknown coefficients α, β, γ . One deduces that β may be identified, and thus also α, γ with the help of (11). Therefore in these conditions, system (9) is identifiable¹.

Once these parameters have been identified, one has $I = \frac{1}{\alpha} y$ and $S = 1 - I$, while on the other hand, $I_1 = \frac{1}{\alpha} y_1$ and $S_1 = \frac{1}{\beta} w$, where (see (12)) w is given by

$$w = \frac{y_1}{y} \left(\frac{d}{dt} (\ln y_1) + \mu + \gamma \right).$$

The system (9) is thus observable. ■

VIII. CONCLUSIONS

We proposed in this article a SEIRS model with an infinite set of differential equations, allowing to enumerate the number of reinfections. The well-posedness of this system has been established in an appropriate functional setting, and the asymptotic convergence to either the disease-free equilibrium (when the basic reproduction number \mathcal{R}_0 is smaller than 1) or the endemic equilibrium (when $\mathcal{R}_0 > 1$) has been shown. We also provided in the latter case several formulas related to mean numbers of reinfections. Last, we have shown that the

¹Typically, the numbers of infected $I(t)$ and primo-infected $I_1(t)$ are almost identical for small values of time t (see e.g. Figure 5). Putting $y_1 \sim y$ and $\dot{y}_1 \sim \dot{y}$ in the factor in the left-hand side of (18) gives the value $-y^2 \frac{d}{dt} \left(\ln \left| \frac{d}{dt} (\ln y) \right| \right) = -y^2 \frac{d}{dt} \left(\frac{\dot{y}}{y} \right) = -y^2 \frac{d}{dt} \ln \left(\beta - (\mu + \gamma) - \frac{\beta}{\alpha} y \right)$ along the trajectories of (10), which generically is nonzero.

joint measurement of the number of infected and of primo-infected is sufficient to render observable and identifiable a system that is not when only the infected are measured. This result demonstrates the interest of the reinfection data for analyzing the communicable diseases. Based on this first step, further research will now consider the key issues of observation and identification.

REFERENCES

- [1] Laith J. Abu-Raddad and Neil M. Ferguson. Characterizing the symmetric equilibrium of multi-strain host-pathogen systems in the presence of cross immunity. *Journal of Mathematical Biology*, 50, 5 2005.
- [2] Viggo Andreasen, Juan Lin, and Simon A. Levin. The dynamics of cocirculating influenza strains conferring partial cross-immunity. *Journal of Mathematical Biology*, 35, 8 1997.
- [3] Julien Arino, C. Connell McCluskey, and Pauline van den Driessche. Global results for an epidemic model with vaccination that exhibits backward bifurcation. *SIAM Journal on Applied Mathematics*, 64, 1 2003.
- [4] John M. Ball, Jack Carr, and Oliver Penrose. The Becker-Döring cluster equations: Basic properties and asymptotic behaviour of solutions. *Communications in Mathematical Physics*, 104, 12 1986.
- [5] Robert G. Bartle and Donald R. Sherbert. *Introduction to Real Analysis*. John Wiley & Sons, 4th edition, 2000.
- [6] Haim Brezis. *Functional Analysis, Sobolev Spaces and Partial Differential Equations*. Springer Verlag GmbH, 2010.
- [7] Yuanji Cheng and Xiuxiang Yang. On the global stability of SEIRS models in epidemiology. *The Canadian applied mathematics quarterly*, 20:115–133, 2012.
- [8] Odo Diekmann, Hans J.A.P. Heesterbeek, and Johan A.J. Metz. On the definition and the computation of the basic reproduction ratio R_0 in models for infectious diseases in heterogeneous populations. *Journal of Mathematical Biology*, 28, 6 1990.
- [9] Marie Doumic, Klemens Fellner, Mathieu Mezache, and Human Rezaei. A bi-monomeric, nonlinear Becker-Döring-type system to capture oscillatory aggregation kinetics in prion dynamics. *Journal of Theoretical Biology*, 480, 11 2019.
- [10] Marisa C. Eisenberg, Suzanne L. Robertson, and Joseph H. Tien. Identifiability and estimation of multiple transmission pathways in cholera and waterborne disease. *Journal of Theoretical Biology*, 324:84–102, 2013.
- [11] Neil D. Evans, Lisa J. White, Michael J. Chapman, Keith R. Godfrey, and Michael J. Chappell. The structural identifiability of the susceptible infected recovered model with seasonal forcing. *Mathematical Biosciences*, 194(2):175–197, 2005.
- [12] Lorenzo Farina and Sergio Rinaldi. *Positive linear systems: theory and applications*, volume 50 of *Pure and Applied Mathematics: A Wiley Series of Texts, Monographs and Tracts Series*. John Wiley & Sons, 2000.
- [13] M. Gabriela M. Gomes, Lisa J. White, and Graham F. Medley. Infection, reinfection, and vaccination under suboptimal immune protection: epidemiological perspectives. *Journal of Theoretical Biology*, 228, 6 2004.
- [14] David Greenhalgh. Hopf bifurcation in epidemic models with a latent period and nonpermanent immunity. *Mathematical and Computer Modelling*, 25, 1 1997.
- [15] Frédéric Hamelin, Abderrahman Iggidr, Alain Rapaport, and Gauthier Sallet. Observability, Identifiability and Epidemiology – A survey. arXiv:2011.12202, 2020.
- [16] John A. Jacquez and Peter Greif. Numerical parameter identifiability and estimability: Integrating identifiability, estimability, and optimal sampling design. *Mathematical Biosciences*, 77(1-2):201–227, 1985.
- [17] Guy Katriel. Epidemics with partial immunity to reinfection. *Mathematical Biosciences*, 228, 12 2010.
- [18] William Ogilvy Kermack and Anderson Gray McKendrick. A contribution to the mathematical theory of epidemics. *Proceedings of the Royal Society of London. Series A, Containing Papers of a Mathematical and Physical Character*, 115, 8 1927.
- [19] Philippe Laurençot and Stéphane Mischler. From the Becker-Döring to the Lifshitz-Slyozov-Wagner equations. *Journal of Statistical Physics*, 106, 2002.
- [20] Guichen Lu and Zhengyi Lu. Global asymptotic stability for the SEIRS models with varying total population size. *Mathematical Biosciences*, 296, 2 2018.
- [21] Hongyu Miao, Xiaohua Xia, Alan S Perelson, and Hulin Wu. On identifiability of nonlinear ODE models and applications in viral dynamics. *SIAM review*, 53(1):3–39, 2011.
- [22] Ottar N. Bjørnstad, Katriona Shea, Martin Krzywinski, and Naomi Altman. The SEIRS model for infectious disease dynamics. *Nature Methods*, 17, 6 2020.
- [23] Hal L. Smith. *Monotone Dynamical Systems: An Introduction to the Theory of Competitive and Cooperative Systems*, volume 41 of *Mathematical Surveys And Monographs*. American Mathematical Society, 1995.
- [24] Necibe Tuncer and Trang T Le. Structural and practical identifiability analysis of outbreak models. *Mathematical Biosciences*, 299:1–18, 2018.
- [25] Pauline van den Driessche and James Watmough. Reproduction numbers and sub-threshold endemic equilibria for compartmental models of disease transmission. *Mathematical Biosciences*, 180, 11 2002.
- [26] Xiaohua Xia and Claude H. Moog. Identifiability of nonlinear systems with application to HIV/AIDS models. *IEEE Transactions on Automatic Control*, 48(2):330–336, 2003.