

Bounding generalized coloring numbers of planar graphs using coin models

Jesper Nederlof^{*}Michał Pilipczuk[†]Karol Węgrzycki[‡]

Abstract

We study *Koebe orderings* of planar graphs: vertex orderings obtained by modelling the graph as the intersection graph of pairwise internally-disjoint discs in the plane, and ordering the vertices by non-increasing radii of the associated discs. We prove that for every $d \in \mathbb{N}$, any such ordering has d -admissibility bounded by $\mathcal{O}(d/\ln d)$ and weak d -coloring number bounded by $\mathcal{O}(d^4 \ln d)$. This in particular shows that the d -admissibility of planar graphs is bounded by $\mathcal{O}(d/\ln d)$, which asymptotically matches a known lower bound due to Dvořák and Siebertz.

This paper is a part of projects CRACKNP (JN), BOBR (MP), and TIPEA (KW) that have received funding from the European Research Council (ERC) under the European Union's Horizon 2020 research and innovation programme (grant agreements No 853234, 948057, and 850979 respectively).



^{*}Utrecht University, The Netherlands, j.nederlof@uu.nl

[†]University of Warsaw, Poland, michal.pilipczuk@mimuw.edu.pl

[‡]Saarland University and Max Planck Institute for Informatics, Saarbrücken, Germany, wegrzycki@cs.uni-saarland.de

1 Introduction

The *degeneracy* of a vertex ordering of a graph G is the maximum number of neighbors that any vertex v has among vertices smaller than v in the ordering. The degeneracy of G is the minimum possible degeneracy of a vertex ordering of G . If one takes a vertex ordering of G , say of degeneracy k , and applies a greedy left-to-right coloring procedure, then the obtained proper coloring of G uses at most $k + 1$ distinct colors. For this reason, the *coloring number* – defined as degeneracy plus 1 – is an upper bound on the chromatic number of a graph.

In [12], Kierstead and Yang introduced *generalized coloring numbers*, which extend the concept of degeneracy/coloring number by replacing measuring the number of smaller (with respect to the fixed ordering) neighbors by measuring the number of smaller vertices reachable by short paths. Here, reachability can be understood in various ways, but the following notions provide a robust set of definitions. If G is a graph and \preceq is a vertex ordering of G , then a *strong reachability path* from a vertex v to some vertex $u \preceq v$ is a path P in G that starts at v , finishes at u , and such that all vertices of P except for u are not smaller than v in \preceq . A *weak reachability path* is defined similarly, except that we only require that all vertices of P are not smaller than u in \preceq . Thus, we allow P to use vertices between u and v in \preceq . We say that u is *strongly d -reachable* from v in \preceq if there is a strong reachability path of length at most d from v to u ; weak d -reachability is defined analogously. Finally, the strong (resp. weak) d -coloring number of \preceq is the maximum number of strongly (resp. weakly) d -reachable vertices from any vertex of G , and the strong (resp. weak) d -coloring number of G is the minimum possible strong (resp. weak) d -coloring number of a vertex ordering of G . In this work we will be also interested in the concept of *d -admissibility*, introduced later by Dvořák [5], which is defined by measuring the largest possible size of a family of strong reachability paths of length at most d (i.e., paths having at most d edges) that share the origin, but otherwise are pairwise disjoint.

It turns out that all three parameters defined above – strong d -coloring number, weak d -coloring number, and d -admissibility – are functionally equivalent for every fixed d (see e.g. [19]). Moreover, they can be used to characterize classes of *bounded expansion*: the concept of uniform sparseness in graphs that is central to the theory of sparse graph classes of Nešetřil and Ossona de Mendez. More precisely, as observed by Yang [23] and by Zhu [24], a class of graphs \mathcal{C} has bounded expansion if and only if for every fixed $d \in \mathbb{N}$ there is a uniform upper bound on the weak d -coloring number (equivalently, on the strong d -coloring number or d -admissibility) of graphs in \mathcal{C} . For this reason, the generalized coloring number have become a key technical tool in the area of Sparsity, with multiple combinatorial and algorithmic applications; see e.g. [1, 2, 4, 5, 9, 11, 14, 18, 20, 21]. We refer the reader to appropriate chapters of [17] and of [19] for an overview of basic properties and applications of generalized coloring numbers.

The generic arguments used in [23, 24] to bound the generalized coloring numbers in bounded expansion classes provide only very crude upper bounds on their values. These upper bounds are typically far from optimal, which motivates the search for tighter asymptotic estimates on various well-studied classes of sparse graphs. Among these, perhaps the most interesting case is that of planar graphs. And so, if by $\text{adm}_d(\text{Planar})$, $\text{scol}_d(\text{Planar})$, and $\text{wcol}_d(\text{Planar})$ we respectively denote the maximum d -admissibility, strong d -coloring number, and weak d -coloring number among planar graphs, then the following lower and upper bounds have been known so far:

$$\begin{aligned} \Omega(d/\ln d) &\stackrel{[8]}{\leq} \text{adm}_d(\text{Planar}) \stackrel{[22]}{\leq} \mathcal{O}(d); \\ \Omega(d) &\stackrel{[22]}{\leq} \text{scol}_d(\text{Planar}) \stackrel{[22]}{\leq} \mathcal{O}(d); \\ \Omega(d^2 \ln d) &\stackrel{[16]}{\leq} \text{wcol}_d(\text{Planar}) \stackrel{[22]}{\leq} \mathcal{O}(d^3). \end{aligned}$$

Thus, only the asymptotics of the strong d -coloring numbers have been determined precisely. We note that the lower bound on the strong d -coloring number is only sketched in [22], while the lower bound on the d -admissibility was communicated to us by Zdeněk Dvořák and Sebastian Siebertz [8] and has not been published. Therefore, for completeness, in Appendix A we give proofs of both these results.

Our contribution. So far, the best upper bounds for generalized coloring numbers on planar graphs are provided by the work of van den Heuvel et al. [22] and use purely graph-theoretic decomposition methods. In this work we turn to a more geometric approach by studying *Koebe orderings* of planar graphs. More precisely, the celebrated theorem of Koebe [13] states that every planar graph has a *coin model*: with every vertex u one can associate a disc $D(u)$ in the plane so that those discs are pairwise internally disjoint, and whenever u and v are adjacent in the graph, the corresponding discs $D(u)$ and $D(v)$ are tangent. Given such a model, one can define a very natural vertex ordering: just order the vertices by non-increasing radii of the associated discs. (Equi-sized discs are ordered arbitrarily.) Every vertex ordering of a planar graph that can be constructed in this way shall be called a *Koebe ordering*.

Studying Koebe orderings in the context of sparse graphs is not entirely new. A natural source of examples of non-trivial sparse graphs comes from studying intersection graphs of families of geometric objects in Euclidean spaces. Here, usually one assumes that the family is c -thin for some constant c , that is, every point in the space is contained in at most c objects. For instance, Koebe's theorem implies that every planar graph is isomorphic to a subgraph of the intersection graph of a 2-thin family of discs in the plane. In [6], Dvořák et al. studied separator properties of such geometric intersection graphs. The work [6], similarly to this one, was partially motivated by the beautiful proof of the Lipton-Tarjan Separator Theorem using Koebe's Theorem, due to Har-Peled [10]. More recently, Dvořák et al. [7] studied generalized coloring numbers of geometric intersection graphs, and ordering objects from largest to smallest was a recurring idea. From this perspective, our work can be regarded as an application of this idea to the specific case of planar graphs and their coin models, in search for tighter bounds.

And so, we prove that for every $d \in \mathbb{N}$ and every Koebe ordering \preceq of a planar graph G , we have

- (1) $\text{adm}_d(G, \preceq) \leq \mathcal{O}(d/\ln d)$;
- (2) $\text{scol}_d(G, \preceq) \leq \mathcal{O}(d^2)$; and
- (3) $\text{wcol}_d(G, \preceq) \leq \mathcal{O}(d^4 \ln d)$.

Result (1) is probably the most interesting contribution, as it improves the state-of-the-art upper bounds on the d -admissibility of planar graphs to tightness. Note that so far only an $\mathcal{O}(d)$ upper bound was known, which followed from bounding the strong d -coloring number, while an $\Omega(d/\ln d)$ lower bound was given recently by Dvořák and Siebertz [8]. Thus, result (1) asymptotically closes the gap between lower and upper bounds on d -admissibility of planar graphs, and shows that Koebe orderings are asymptotically optimal in this context. The proof relies on a very careful area argument, where the notion of area is redefined using an appropriate density function. Result (2) follows from a very simple area argument that has already been observed in [7], so this is not a new result. Finally, as for result (3), a general statement proved in [7] implies an upper bound of $\mathcal{O}(d^8 \ln d)$. Our proof applies a more careful analysis that involves geometric arguments specific to coin models.

We also provide some simple lower bounds for results (2) and (3). More precisely, we show that there are planar graphs and their coin models such that every Koebe ordering constructed based on those coin models achieves strong d -coloring number $\Omega(d^2)$ and weak d -coloring number $\Omega(d^3)$. Thus, for planar graphs, Koebe orderings are provably *not* asymptotically optimal for the strong d -coloring number (for which an $\mathcal{O}(d)$ upper bound can be obtained using graph-theoretic methods [22]), and cannot surpass the current upper bound of $\mathcal{O}(d^3)$ on the weak d -coloring number. However, we were unable to find a lower bound higher than cubic in d , which makes us believe that it is possible that every Koebe ordering of a planar graph has weak d -coloring number bounded by $d^3 \cdot \ln^{\mathcal{O}(1)} d$. Since the approach via Koebe orderings is radically different from previous upper bound techniques [22], we hope that it is possible to build upon this approach to provide a subcubic upper bound on the weak d -coloring number of planar graphs.

2 Preliminaries

We use standard graph notation; see for example the textbook by Diestel [3].

Generalized coloring numbers. For a graph G , a *vertex ordering* of G is a total order on the vertex set of G . Suppose \preceq is a vertex ordering of G and d is a positive integer. For a vertex v , a *weak reachability path* starting at v is a path P in G that starts at v , ends in a vertex $u \preceq v$, and such that all vertices of P are not smaller in \preceq than u . A *strong reachability path* starting at v is defined in the same way, except that we require all internal vertices of P to be larger in \preceq than v . For a positive integer d , we say that v *weakly d -reaches* u if there is a weak reachability path of length at most d that starts at v and ends at u . Strong d -reachability is defined analogously using strong reachability paths. We define the following objects and quantities:

- The *weak reachability set* of v , denoted $\text{WReach}_d^{G, \preceq}[v]$, is the set of all vertices u that are weakly d -reachable from v .
- The *strong reachability set* of v , denoted $\text{SReach}_d^{G, \preceq}[v]$, is the set of all vertices u that are strongly d -reachable from v .
- The *d -admissibility* of v , denoted $\text{adm}_d^{G, \preceq}(v)$, is the maximum size of a family of strong reachability paths of length d that start at v and are vertex-disjoint apart from sharing v .

With the *length* of a path, we refer to the number of edges in it. We may omit the superscript if the graph and the vertex ordering is clear from the context. Finally, the *weak d -coloring number* of a vertex ordering \preceq in a graph G is defined as $\max_{v \in V(G)} |\text{WReach}_d^{G, \preceq}[v]|$, and the *weak d -coloring number* of G is the minimum weak d -coloring number of a vertex ordering of G . These are denoted by $\text{wcol}_d(G, \preceq)$ and $\text{wcol}_d(G)$, respectively. The strong d -coloring number and the d -admissibility of (a vertex ordering of) a graph G are defined and denoted analogously.

Coin models and Koebe's theorem. A *coin model* for a graph G is a mapping $D(\cdot)$ that assigns to each vertex u of G a circle $D(u) \subseteq \mathbb{R}^2$ (called a *disk*) so that the following properties are satisfied:

- the discs $\{D(u) : u \in V(G)\}$ have pairwise disjoint interiors; and
- if vertices u and v in G are adjacent, then discs $D(u)$ and $D(v)$ intersect.

(We say that they *touch*.)

Note that if a graph G has a coin model, then G is necessarily planar. The classic result of Koebe, which is the main inspiration for this work, shows that the converse is also true.

Theorem 2.1 (Koebe's Theorem, [13]). *Every planar graph has a coin model.*

For a planar graph G , let a *Koebe ordering* of G be any vertex ordering \preceq constructed as follows: take any coin model $D(\cdot)$ of G and let \preceq be any vertex ordering such that whenever $D(u)$ has a strictly larger radius than $D(v)$, we have $u \preceq v$. So we order the vertices by non-increasing radii of the associated discs, but discs with same radii can be ordered arbitrarily. Throughout the paper, we will often denote $u < v$ to refer to u being earlier than v in a fixed Koebe ordering that is clear from the context.

Koebe's Theorem allows us to approach combinatorial problems in planar graphs using the toolbox of Euclidean geometry on \mathbb{R}^2 . Whenever considering \mathbb{R}^2 , we equip it with the standard scalar product $\langle \cdot, \cdot \rangle$, ℓ_2 norm $\|x\| = \sqrt{\langle x, x \rangle}$, and the standard Lebesgue measure λ . The point $(0, 0)$ is denoted $\mathbf{0}$.

3 Admissibility

In this section we prove the following theorem, to which the remainder of this section is devoted.

Theorem 3.1. *Let $d \in \mathbb{N}$, G be a planar graph, and \preceq be any Koebe ordering of G . Then*

$$\text{adm}_d(G, \preceq) \leq \mathcal{O}(d/\ln d).$$

In particular, for every planar graph G , $\text{adm}_d(G) \leq \mathcal{O}(d/\ln d)$.

Let $D(\cdot)$ be the coin model using which the ordering \preceq was constructed. It suffices to prove that for every vertex u , we have $\text{adm}_d^{G, \preceq}(u) \leq \mathcal{O}(d/\ln d)$. Let us fix u from now on. By scaling and translation we may assume that $D(u)$ is the disk with center $\mathbf{0}$ and radius 1. Let \mathcal{F} be a family of paths witnessing the value of d -admissibility of u . That is, \mathcal{F} consists of paths P_1, P_2, \dots, P_k , pairwise disjoint apart from sharing u , such that each P_j has length at most d , starts at u , ends at a vertex v_j such that $v_j \prec u$, and all internal vertices of P_j are larger than u in \preceq . Our goal is to prove that $k \leq \mathcal{O}(d/\ln d)$.

Consider any $j \in \{1, \dots, k\}$. Since $v_j \prec u$, $D(v_j)$ has radius at least 1. Let x_j be the unique point of intersection of $D(v_j)$ and the disk of the predecessor of v_j on P_j , and let D'_j be the disk of radius 1 that is entirely contained in $D(v_j)$ and contains the point x_j . (That is, D'_j is an image of $D(v_j)$ in a homothety centered at x_j with positive scale chosen so that D'_j has radius 1.) Let w_1, \dots, w_ℓ be the internal vertices of the path P_j , so $\ell \leq d - 1$. Let

$$A_j := D'_j \cup \bigcup_{i=1}^{\ell} D(w_i).$$

Since $w_i \succ u$ for each $i \in \{1, \dots, \ell\}$, A_j is a union of a sequence of at most d disjoint disks of radii at most 1, where every two consecutive disks touch and the first disk touches $D(u)$. It follows that

$$A_j \subseteq R,$$

where

$$R = \{x \in \mathbb{R}^2 \mid 1 \leq \|x\| \leq 2d + 1\}.$$

Moreover, observe that sets A_j have pairwise disjoint interiors since the paths P_j have disjoint sets of vertices.

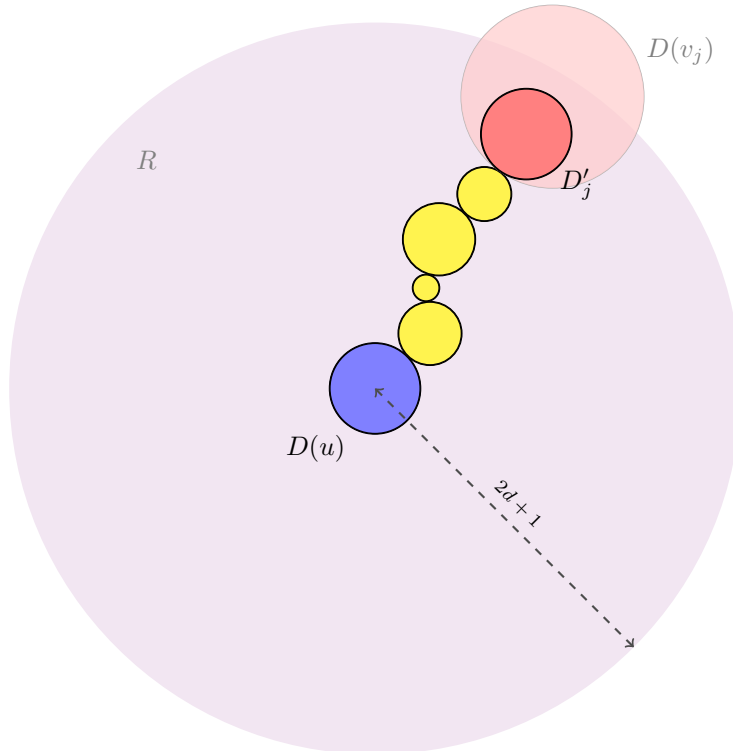


Figure 1: Example image of a path P_j in the coin model. The disks of internal vertices — $D(w_1), \dots, D(w_\ell)$ — are depicted in yellow.

Let $g: \mathbb{R}^2 - \{\mathbf{0}\} \rightarrow \mathbb{R}^+$ be the density defined as

$$g(x) = \frac{1}{\|x\|^2}.$$

We define a measure μ on $\mathbb{R}^2 - \{\mathbf{0}\}$ as the measure with density g . That is, for a measurable set $L \subseteq \mathbb{R}^2 - \{\mathbf{0}\}$, we set

$$\mu(L) = \int_L g \, d\lambda,$$

where λ is the Lebesgue measure on \mathbb{R}^2 . Observe that

$$\mu(R) = \int_1^{2d+1} \frac{2\pi t}{t^2} \, dt = 2\pi \ln(2d+1).$$

Therefore, to argue that $k \leq \mathcal{O}(d/\ln d)$ and thereby prove [Theorem 3.1](#), it suffices to show the following statement.

Lemma 3.2. *For every $j \in \{1, \dots, k\}$, we have*

$$\mu(A_j) \geq \Omega\left(\frac{\ln^2 d}{d}\right).$$

From now on we focus on proving [Lemma 3.2](#).

We will need the following auxiliary claim that provides a lower bound for the measure of disks.

Claim 3.1. *Let D be a disk in \mathbb{R}^2 that has radius ρ , center at distance a from $\mathbf{0}$, and does not contain $\mathbf{0}$. Then*

$$\mu(D) \geq \frac{\pi}{4} \cdot \frac{\rho^2}{a^2}.$$

Proof. Note that since $\mathbf{0} \notin D$, we have $\rho < a$. It follows that each $x \in D$ is at distance at most $a + \rho < 2a$ from $\mathbf{0}$, implying that $g(x) > \frac{1}{4a^2}$. Therefore,

$$\mu(D) \geq \frac{1}{4a^2} \cdot \lambda(D) = \frac{\pi}{4} \cdot \frac{\rho^2}{a^2}. \quad \square$$

Recall that A_j is the union of a sequence of disks $D(w_1), \dots, D(w_\ell), D'_j$, where $\ell < d$. Denote them as $D_1, \dots, D_{\ell+1}$ in order for convenience. Let ρ_i be the radius of disk D_i and a_i be the distance between the center of D_i and $\mathbf{0}$. Note that since D_1 touches $D(u)$ and D_i touches D_{i-1} for $i = 2, \dots, \ell + 1$, we have

$$a_i \leq 1 + 2\rho_1 + 2\rho_2 + \dots + 2\rho_{i-1} + \rho_i \quad \text{for all } i \in \{1, \dots, \ell + 1\}.$$

By [Claim 3.1](#), we conclude that

$$\begin{aligned} \mu(A_j) &\geq \frac{\pi}{4} \cdot \left(\frac{\rho_1^2}{(1 + \rho_1)^2} + \frac{\rho_2^2}{(1 + 2\rho_1 + \rho_2)^2} + \dots + \frac{\rho_{\ell+1}^2}{(1 + 2\rho_1 + 2\rho_2 + \dots + 2\rho_\ell + \rho_{\ell+1})^2} \right) \\ &\geq \frac{\pi}{16} \cdot \left(\frac{\rho_1^2}{(1 + \rho_1)^2} + \frac{\rho_2^2}{(1 + \rho_1 + \rho_2)^2} + \dots + \frac{\rho_{\ell+1}^2}{(1 + \rho_1 + \rho_2 + \dots + \rho_\ell + \rho_{\ell+1})^2} \right). \end{aligned}$$

As $\rho_i \in [0, 1]$ and $\rho_{\ell+1} = 1$, to prove [Lemma 3.2](#) it suffices to prove¹ the following purely analytic fact.

Lemma 3.3. *Let $\rho_1, \dots, \rho_{\ell+1} \in [0, 1]$ be such that $\rho_{\ell+1} = 1$. Then*

$$\frac{\rho_1^2}{(1 + \rho_1)^2} + \frac{\rho_2^2}{(1 + \rho_1 + \rho_2)^2} + \dots + \frac{\rho_{\ell+1}^2}{(1 + \rho_1 + \rho_2 + \dots + \rho_\ell + \rho_{\ell+1})^2} \geq \Omega\left(\frac{\ln^2 \ell}{\ell}\right).$$

¹The proof idea presented below was suggested to us by Karl Bringmann; we are grateful to Karl for this elegant argument that replaced our previous, more cumbersome reasoning.

Proof. For $i \in \{0, 1, \dots, \ell + 1\}$, let $x_i = \sum_{j=1}^i \rho_j$; thus $\rho_i = x_i - x_{i-1}$. Also, denote $q = 1 + x_{\ell+1}$. Observe that if $q \leq \ell^{1/3}$, then we have

$$\sum_{i=1}^{\ell+1} \frac{\rho_i^2}{(1+x_i)^2} \geq \frac{\rho_{\ell+1}^2}{(1+x_{\ell+1})^2} = \frac{1}{q^2} \geq \frac{1}{\ell^{2/3}} \in \Omega\left(\frac{\ln^2 \ell}{\ell}\right).$$

Hence, from now on we may assume that $q > \ell^{1/3}$.

Observe that as $\rho_i \in [0, 1]$ for each $i \in \{1, \dots, \ell + 1\}$, it holds that $1 + x_i \leq 2(1 + x_{i-1})$. Since function $f(t) = 1/t$ is non-increasing, we have

$$\sum_{i=1}^{\ell+1} \frac{\rho_i}{1+x_i} \geq \frac{1}{2} \sum_{i=1}^{\ell+1} \frac{\rho_i}{1+x_{i-1}} = \frac{1}{2} \sum_{i=1}^{\ell+1} (x_i - x_{i-1}) \cdot f(1+x_{i-1}) \geq \frac{1}{2} \int_1^q f(t) dt = \frac{1}{2} \ln q > \frac{1}{6} \ln \ell.$$

Hence, we may use the AM-QM inequality to conclude that

$$\sum_{i=1}^{\ell+1} \frac{\rho_i^2}{(1+x_i)^2} \geq \frac{1}{\ell+1} \cdot \left(\sum_{i=1}^{\ell+1} \frac{\rho_i}{1+x_i} \right)^2 \geq \frac{\ln^2 \ell}{36(\ell+1)} \in \Omega\left(\frac{\ln^2 \ell}{\ell}\right). \quad \square$$

As argued, [Lemma 3.2](#) follows from [Lemma 3.3](#). So the proof of [Theorem 3.1](#) is also complete.

4 Strong and weak coloring numbers

We start with a very simple upper bound for the strong coloring numbers. This result follows directly from a more general statement proved by Dvořák et al. [[7](#), [Lemma 1](#)] using the same volume argument, so we include it here only for completeness.

Theorem 4.1. *Let $d \in \mathbb{N}$, G be a planar graph, and \preceq be any Koebe ordering of G . Then*

$$\text{scol}_d(G, \preceq) \leq (2d + 1)^2.$$

Proof. Fix any vertex u of G ; our goal is to prove that $|\text{SReach}_d[u]| \leq (2d + 1)^2$. By scaling and translation, we may assume that $D(u)$ is the disc of radius 1 centered at $\mathbf{0}$. Consider any $v \in \text{SReach}_d[u]$ and let P be a strong reachability path witnessing this membership. Since $v \preceq u$, the radius of $D(v)$ is not smaller than that of $D(u)$, that is, it is at least 1. Therefore, there is a disc $D'(v)$ of radius 1 that is entirely contained in $D(v)$ and that touches the disc of the predecessor of v on P .

Observe that all vertices on P apart from v are not smaller in \preceq than u , so their discs have radii at most 1. By the triangle inequality it follows that the center of $D'(v)$ is at distance at most $2d$ from $\mathbf{0}$, so in particular $D'(v)$ is entirely contained in the ball

$$B := \{x \in \mathbb{R}^2 \mid \|x\| \leq 2d + 1\}.$$

Note that discs $\{D'(v) : v \in \text{SReach}_d[v]\}$ have pairwise disjoint interiors and each of them has area (i.e. λ measure) equal to π . It follows that

$$|\text{SReach}_d[u]| \leq \frac{\lambda(B)}{\pi} = (2d + 1)^2. \quad \square$$

As argued in [[22](#)], in fact every planar graph G has a vertex ordering \preceq satisfying $\text{scol}_d(G, \preceq) \leq \mathcal{O}(d)$ for every d , and this bound is asymptotically tight. On the other hand, it is not hard to construct an example showing that the quadratic dependence on d in [Theorem 4.1](#) cannot be avoided if we restrict attention to Koebe orderings; see [Proposition 5.1](#). This shows that for the strong coloring number of planar graphs, Koebe orderings are not asymptotically optimal.

We now turn attention to the weak coloring numbers. It follows from [7, Theorem 3] that for any fixed $d \in \mathbb{N}$ and any Koebe ordering \preceq of a planar graph G , we have $\text{wcol}_d(G, \preceq) \leq \mathcal{O}(d^8 \ln d)$. However, the arguments used in [7] apply to a more general setting of intersection graphs of thin families of convex objects in Euclidean spaces, so it is not surprising that in the concrete setting of coin models, a tighter upper bound can be obtained by a more careful geometric analysis. This we show in the next statement.

Theorem 4.2. *Let $d \in \mathbb{N}$, G be a planar graph, and \preceq be any Koebe ordering of G . Then*

$$\text{wcol}_d(G, \preceq) \leq \mathcal{O}(d^4 \ln d).$$

We do not know whether the bound provided by Theorem 4.2 is asymptotically tight. More precisely, in Section 5 we provide an example of a planar graph and its Koebe ordering whose weak d -coloring number is of the order $\Theta(d^3)$. This leaves a gap between the $\Omega(d^3)$ lower bound and the $\mathcal{O}(d^4 \ln d)$ upper bound. In Section 5 we discuss why closing this gap might be an interesting research direction.

The remainder of this section is devoted to the proof of Theorem 4.2. On high level, the reasoning follows a general strategy employed in [7], but we tailor it to the setting of coin models in order to obtain improved bounds.

Let us fix a coin model $D(\cdot)$ of the given graph G using which the vertex ordering \preceq was constructed. We need to show that for every vertex u of G , we have

$$|\text{WReach}_d^{G, \preceq}[u]| \leq \mathcal{O}(d^4 \ln d). \quad (1)$$

Let us fix the vertex u for the remainder of the proof. By scaling and translation, we may assume that $D(u)$ is the disc of radius 1 with center $\mathbf{0}$. Also, denote $W := \text{WReach}_d^{G, \preceq}[u]$ for brevity. Without loss of generality assume that $d > 12$.

We partition the vertex set of G into buckets $\{B_i : i \in \mathbb{Z}\}$ as follows: for $i \in \mathbb{Z}$, we set

$$B_i := \{v \in V(G) \mid d^{3i} \leq r(D(v)) < d^{3i+3}\},$$

where $r(D)$ is the radius of disc D . Clearly $u \in B_0$ and $W \subseteq \bigcup_{i \geq 0} B_i$. We first observe that an area argument based on the measure μ introduced in Section 3 shows that every bucket contains only few vertices from W .

Lemma 4.3. *For every $i \geq 0$, we have*

$$|B_i \cap W| \leq \mathcal{O}(d^2 \ln d).$$

Proof. Consider any $w \in W - \{u\}$. Let r be the radius of $D(w)$ and a be the distance from the center of $D(w)$ to $\mathbf{0}$. Note that $w < u$, so $r \geq 1$. Let P be a weak reachability path witnessing that $w \in \text{WReach}_d[u]$. Observe that each $v \in V(P)$ satisfies $w \preceq v$, so the radius of $D(v)$ is not larger than r . Since P has length at most d , we conclude that

$$a \leq 1 + (d-1) \cdot 2r + r \leq 2dr. \quad (2)$$

On the other hand, as $D(w)$ has radius r and is disjoint with $D(u)$, we have

$$a \geq 1 + r. \quad (3)$$

Suppose now that additionally $w \in B_i$ for some $i \geq 0$. Then $d^{3i} \leq r < d^{3i+3}$, implying by (2) and (3) that $1 + d^{3i} \leq a \leq 2d^{3i+4}$. Let $D'(w)$ be the disc with same center as $D(w)$ but twice smaller radius, that is, $r/2$. It follows that $D'(w)$ is entirely contained in the ring

$$R := \{x \in \mathbb{R}^2 \mid d^{3i}/2 \leq \|x\| \leq 3d^{3i+4}\}.$$

Further, by Claim 3.1 and (2), we have

$$\mu(D'(w)) \geq \frac{\pi}{64} \cdot \frac{r^2}{d^2 r^2} = \Omega\left(\frac{1}{d^2}\right).$$

On the other hand, we have

$$\mu(R) = \int_{d^{3i/2}}^{3d^{3i+4}} \frac{2\pi t}{t^2} dt = 2\pi (\ln(3d^{3i+4}) - \ln(d^{3i/2})) = 8\pi \ln d + \ln 6 \in \mathcal{O}(\ln d).$$

As discs $\{D'(w) : w \in B_i \cap W\}$ are pairwise disjoint, and at most one vertex of $B_i \cap W$ can be equal to u , we conclude that $|B_i \cap W| \leq \mathcal{O}(d^2 \ln d)$. \square

Therefore, by Lemma 4.3 to prove (1) it suffices to show the following.

Lemma 4.4. *There are $\mathcal{O}(d^2)$ nonnegative integers i such that $B_i \cap W \neq \emptyset$.*

For the remainder of this section we focus on proving Lemma 4.4.

For two indices $j > i \geq 0$, call j *accessible* from i if there exists a weak reachability path P that starts at u , ends at a vertex of B_j , has length at most d , and satisfies $V(P) \subseteq B_j \cup \bigcup_{k \leq i} B_k$. The key observation towards the proof of Lemma 4.4 is provided by the following lemma, whose proof heavily relies on the geometry of the Euclidean plane.

Lemma 4.5. *Suppose indices $j < j'$ are both accessible from $i \geq 0$. Then*

$$B_t \cap W = \emptyset \quad \text{for each } t \in \{i+2, i+3, \dots, j-1\}.$$

Proof. Let P and P' be weak reachability paths witnessing that j and j' are accessible from i , respectively. By trimming P if necessary we may assume that the endpoint w of P other than u is the only vertex on P that belongs to B_j , and all the other vertices of P belong to $\bigcup_{k \leq i} B_k$. The same can be assumed about the endpoint w' of P' other than u .

Denote

$$\rho := d^{3j}, \quad \xi := d^{3i+6} \quad \alpha := 2d^{3i+4}, \quad \beta := 2d^{3i+7}.$$

Note that since $w \in B_j$ and $w' \in B_{j'}$, both disks $D(w)$ and $D(w')$ have radii at least ρ . Therefore, we can find a disk D contained in $D(w)$ such that D has radius exactly ρ and D touches the disk of the predecessor of w on P . Similarly, we can find a disk D' contained in $D(w')$ such that D' has radius exactly ρ and D' touches the disk of the predecessor of w' on P' .

Let x and x' be the centers of D and D' , respectively. Since all vertices on P except for w belong to $\bigcup_{k \leq i} B_k$, the radii of the disks associated with them are smaller than d^{3i+3} . It follows that the common point of D and the disk of the predecessor of w on P is at distance at most $1 + 2(d-1)d^{3i+3} \leq \alpha$ from $\mathbf{0}$. By the triangle inequality we conclude that

$$\|x\| \leq \rho + \alpha. \tag{4}$$

Analogous reasoning for the disk D' yields that

$$\|x'\| \leq \rho + \alpha. \tag{5}$$

On the other hand, D and D' are respectively contained in disks $D(w)$ and $D(w')$, which have disjoint interiors. (Note here that $w \neq w'$, because $j \neq j'$ and $w \in B_j$ and $w' \in B_{j'}$.) Therefore, D and D' have disjoint interiors, implying that

$$\|x - x'\| \geq 2\rho. \tag{6}$$

Suppose now, aiming at a contradiction, that there exists a vertex $v \in W$ that belongs to W_t for some $t \in \{i+2, i+3, \dots, j-1\}$. We may choose such v so that t is minimum possible and, subject to this, the minimum length of a weak reachability path from u to v is also minimum possible. Thus, if Q is a minimum length weak reachability path from u to v , then Q has length at most d and all vertices of Q except for v belong to $\bigcup_{k \leq i+1} B_k$.

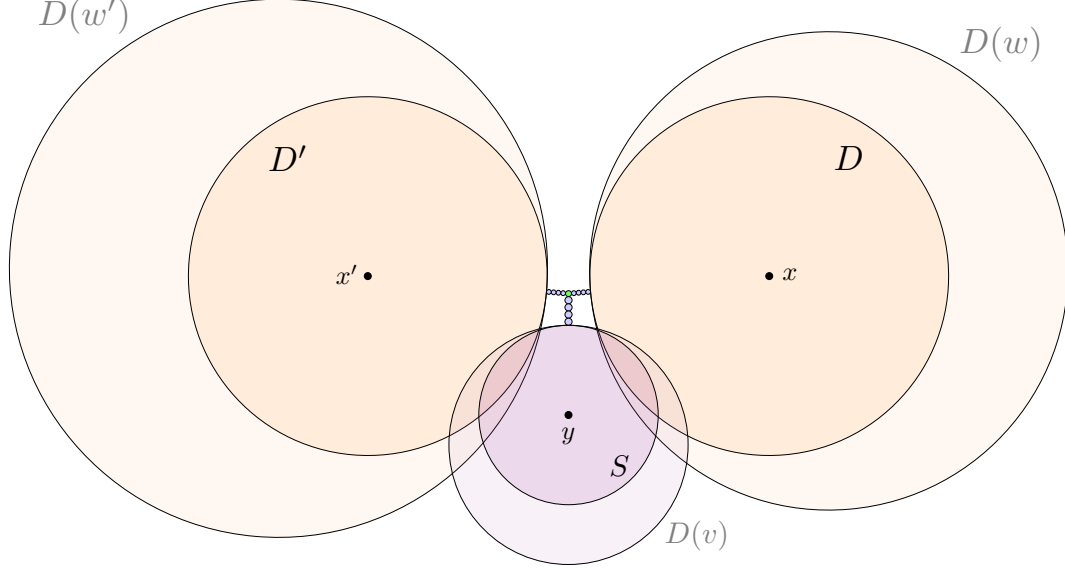


Figure 2: Situation in the proof of [Lemma 4.5](#). Here is the geometric intuition behind the proof. D and D' are huge disks (each of radius ρ), which are nevertheless very close to $\mathbf{0}$ (at distance at most $\alpha \ll \rho$). Therefore, D and D' necessarily create a “corridor” of width roughly 2α into which all other disks close to $\mathbf{0}$ must fit. However, the existence of a vertex $v \in W \cap \bigcup_{i+2 \leq k < j} B_k$ would imply the existence of a disk S , disjoint from D and D' , whose radius is much larger than 2α , and whose distance from $\mathbf{0}$ is significantly smaller than ρ . Then S cannot fit into the corridor without intersecting D or D' , a contradiction.

Since $v \in B_t$ and $t \geq i + 2$, the radius of $D(v)$ is at least $\xi = d^{3i+6}$. Therefore, we can find a disk S entirely contained in $D(v)$ so that S has radius exactly ξ and S touches the disk of the predecessor of v on Q . Since all vertices on Q except for v belong to $\bigcup_{k \leq i+1} B_k$, the disks associated with them have radii smaller than ξ . Therefore, the common point of S and the disk of the predecessor of v on Q is at distance at most $1 + 2(d-1)\xi$ from $\mathbf{0}$. Denoting the center of S by y , by triangle inequality we again conclude that

$$\|y\| \leq 1 + 2(d-1)\xi + \xi \leq 2d\xi = \beta. \quad (7)$$

Note that v is different from w and w' , since $v \in B_t$ and $t < j < j'$. So $D(v)$ and $D(w)$ have disjoint interiors, implying that S and D have disjoint interiors; similarly for S and D' . We conclude that

$$\|x - y\| \geq \rho + \xi \quad \text{and} \quad \|x' - y\| \geq \rho + \xi. \quad (8)$$

Now our goal is to combine inequalities (4), (5), (6), (7) and (8) in order to obtain a contradiction. While the argument that follows might seem to consist of soulless algebraic manipulations, there is a clear geometric intuition behind it; see the caption of [Figure 2](#).

First, observe that, by (4), (5) and (6),

$$\|x + x'\|^2 = 2\|x\|^2 + 2\|x'\|^2 - \|x - x'\|^2 \leq 4(\rho + \alpha)^2 - 4\rho^2 = 8\rho\alpha + 4\alpha^2. \quad (9)$$

On the other hand, from (8) we infer that

$$\|x - y\|^2 + \|x' - y\|^2 \geq 2(\rho + \xi)^2. \quad (10)$$

However, observe that

$$\begin{aligned} \|x - y\|^2 + \|x' - y\|^2 &= \|x\|^2 + \|x'\|^2 + 2\|y\|^2 - 2\langle x + x', y \rangle \\ &\leq \|x\|^2 + \|x'\|^2 + 2\|y\|^2 + 2\|x + x'\| \cdot \|y\| \\ &\leq 2(\alpha + \rho)^2 + 2\beta^2 + 4\beta\sqrt{2\rho\alpha + \alpha^2}, \end{aligned}$$

where in the first step we used the Cauchy-Schwartz inequality and the second step follows from (4), (5), (7) and (9). Combining this with (10) yields

$$2(\rho + \xi)^2 \leq 2(\alpha + \rho)^2 + 2\beta^2 + 4\beta\sqrt{2\rho\alpha + \alpha^2},$$

which readily reduces to

$$2\rho\xi + \xi^2 \leq 2\rho\alpha + \beta^2 + \alpha^2 + 2\beta\sqrt{2\rho\alpha + \alpha^2}. \quad (11)$$

We may assume $j \geq i + 3$, for otherwise the lemma statement holds vacuously. Hence, we have

$$\begin{aligned} 2\rho\alpha + \beta^2 + \alpha^2 + 2\beta\sqrt{2\rho\alpha + \alpha^2} &\leq 2\rho\alpha + \beta^2 + \alpha^2 + 4\beta\sqrt{\rho\alpha} \\ &= 4d^{3j+3i+4} + 4d^{6i+14} + 4d^{6i+8} + 8\sqrt{2} \cdot d^{\frac{3}{2}j + \frac{9}{2}i+9} \\ &\leq 24d^{3j+3i+5}, \end{aligned}$$

where in the last step we note that the value $3j + 3i + 5$ is never smaller than any of the exponents of the involved summands. On the other hand, we have

$$2\rho\xi + \xi^2 \geq 2\rho\xi = 2d^{3j+3i+6}.$$

However, as we assumed $d > 12$, we have $2d^{3j+3i+6} > 24d^{3j+3i+5}$. This is a contradiction with (11) and the proof is complete. \square

Intuitively, our goal now is to perform a two-level greedy construction after which Lemma 4.5 will be applicable. Define indices i_0, i_1, \dots, i_p inductively as follows.

- $i_0 = 0$, and
- for $t \geq 0$, i_{t+1} is the maximum index accessible from i_t . In case there is no such index, the construction finishes without defining i_{t+1} ; that is, we set $p := t$.

We observe the following.

Lemma 4.6. *Let $w \in \text{WReach}_t[u]$ for some $0 \leq t \leq d$, and let i be such that $w \in B_i$. Then $i \leq i_t$.*

Proof. We proceed by induction on t , with the base case for $t = 0$ being trivial. Assume then that $t \geq 1$. Let P be a weak reachability path witnessing that $w \in \text{WReach}_t[u]$. Let w' be the \preceq -maximum vertex among $V(P) - \{w\}$, and let i' be such that $w' \in B_{i'}$. The prefix of P from u to w' witnesses that $w' \in \text{WReach}_{t-1}[u]$. By induction, we have $i' \leq i_{t-1}$. Note that either $i = i'$, or P witnesses that i is accessible from i' . Together with $i' \leq i_{t-1}$ this implies that $i \leq i_t$. \square

From Lemma 4.6 we can immediately infer the following.

Lemma 4.7. *It holds that $p \leq d$.*

Proof. Suppose otherwise, that $p > d$. By the definition of i_p , there exists $w \in B_{i_p} \cap W = B_{i_p} \cap \text{WReach}_d[u]$. Then Lemma 4.6 applied to w implies that $i_p \leq i_d$. But i_0, i_1, i_2, \dots is a strictly increasing sequence, a contradiction. \square

For a fixed $t \in \{0, 1, \dots, p-1\}$, we define indices $i_{t,0}, i_{t,1}, \dots, i_{t,p_t}$ similarly as before:

- $i_{t,0} = i_t$, and
- for $s \geq 0$, $i_{t,s+1}$ is the maximum index that is accessible from $i_{t,s}$ and smaller than i_{t+1} . In case there is no such index, the construction finishes without defining $i_{t,s+1}$; that is, we set $p_t := s$.

We observe the following.

Lemma 4.8. *Let $w \in \text{WReach}_r[u]$ for some $0 \leq r \leq d$, and let i be such that $w \in B_i$. Suppose that $i_t \leq i < i_{t+1}$ for some $t \in \{0, 1, \dots, p-1\}$. Then $i \leq i_{t,r-t}$.*

Proof. Note that [Lemma 4.6](#) implies that $r \geq t$. Moreover, if $r = t$ then we necessarily have $i = i_t = i_{t,0}$. This establishes the base case for induction on $r - t$. The induction step is essentially identical to the one from the proof of [Lemma 4.6](#); we leave the details to the reader. \square

So similarly as in [Lemma 4.7](#), we obtain the following.

Lemma 4.9. *For every $t \in \{0, 1, \dots, p-1\}$, we have $p_t \leq d - t$.*

Finally, we can use [Lemma 4.5](#) to argue the following.

Lemma 4.10. *Let $t \in \{0, 1, \dots, p-1\}$ and $s \in \{0, 1, \dots, p_t - 1\}$. Then there is at most one index i such that*

$$i_{t,s} < i < i_{t,s+1} \quad \text{and} \quad B_i \cap W \neq \emptyset.$$

Proof. By construction, i_{t+1} and $i_{t,s+1}$ are two different indices that are both accessible from $i_{t,s}$. Then [Lemma 4.5](#) implies that every index i satisfying the condition in the lemma statement must be equal to $i_{t,s} + 1$, so there can be at most one such index. \square

We can now conclude the proof of [Lemma 4.4](#).

Proof of Lemma 4.4. Let L be the set of all indices i satisfying $B_i \cap W \neq \emptyset$. By construction, we have

$$L \subseteq \{i_0, i_1, \dots, i_p\} \cup \bigcup_{t \in \{0, 1, \dots, p-1\}} \{i_t + 1, i_t + 2, \dots, i_{t,p_t}\}.$$

By [Lemma 4.9](#) and [Lemma 4.10](#), for each $t \in \{0, 1, \dots, p-1\}$ we have

$$|L \cap \{i_t + 1, i_t + 2, \dots, i_{t,p_t}\}| \leq 2p_t \leq 2(d - t).$$

So by [Lemma 4.7](#), we conclude that

$$|L| \leq (d + 1) + 2 \sum_{t=0}^{d-1} (d - t) = (d + 1) + d(d + 1) = (d + 1)^2. \quad \square$$

As argued, [Lemma 4.3](#) together with [Lemma 4.4](#) prove [Theorem 4.2](#).

5 Lower bounds for Koebe orderings

In this section we discuss some lower bounds for generalized coloring numbers of Koebe orderings of planar graphs. We start with a very simple lower bound that witnesses the tightness of [Theorem 4.1](#). The construction can be considered folklore, so we include it for completeness and because it will be used as a building block for a later construction.

Proposition 5.1. *For every $d \in \mathbb{N}$ there exists a planar graph G and a coin model $D(\cdot)$ for G such that for any Koebe ordering \preceq of G constructed with respect to $D(\cdot)$ we have $\text{scol}_d(G, \preceq) \geq \Omega(d^2)$.*

Proof. Without loss of generality assume that d is congruent to 2 modulo 12. Consider the intersection graph G of discs arranged as in [Figure 3](#): it is a $d/2 \times d/2$ grid of unit-radius discs, where all quadruples of discs with adjacent indices congruent to 2 or 0 in the natural indexing are replaced with single discs of radius $\sqrt{10} - 1$.

Let \preceq be any Koebe ordering of G constructed for the particular coin model described above. Note that \preceq places all small discs (those of radius 1) after all large discs (those of radius $\sqrt{10} - 1$). Therefore, if D is a small disc that is the smallest in \preceq , then it is easy to see that every large disc is strongly d -reachable from D . Since the number of large discs is $\Omega(d^2)$, it follows that $\text{scol}_d(G, \preceq) \geq \Omega(d^2)$ \square




Figure 3: The construction of [Proposition 5.1](#) for $d = 26$. Every small disc has radius 1, every large disc has radius $\sqrt{10} - 1$.

Next, we provide a lower bound showing that in [Theorem 4.2](#) one cannot obtain a better bound than cubic in d .²

Proposition 5.2. *For every $d \in \mathbb{N}$ there exists a planar graph G and a coin model $D(\cdot)$ for G such that for any Koebe ordering \preceq of G constructed with respect to $D(\cdot)$ we have $\text{wcol}_d(G, \preceq) \geq \Omega(d^3)$.*

Proof. Without loss of generality we assume that d is congruent to 4 modulo 24.

We construct a planar graph G by specifying its coin model $D(\cdot)$. Consider first the following construction of a *gadget*. First, apply the grid-like construction from [Figure 3](#) where the “grid” has $d/4$ unit-radius discs along each side. Then, add one unit-radius disc that touches the disc in the bottom-right corner of the grid at its bottom-most point (i.e. the one with the lowest second coordinate). This additional disc will be called the *interface* of the gadget. In [Figure 4](#), every orange box together with the tangent blue disc represents a single gadget, where the blue disc is the interface of the gadget.

Finally, construct G together with its coin model $D(\cdot)$ by taking $d/2$ gadgets, where the i th gadget is scaled by a factor of d^{i-1} , and arranging them so that the interfaces form a horizontally aligned sequence of discs with increasing radii; see [Figure 4](#). It is easy to see that discs from different gadgets have pairwise non-intersecting interiors. Hence the intersection graph of the discs is a planar graph G , and the constructed discs form a coin model of G .

Let \preceq be any Koebe ordering of G constructed with respect to the coin model described above. Let D be the interface of the first gadget. Observe that for every $i \in \{1, \dots, d/2\}$, every large disc within the grid in the i th gadget is weakly d -reachable from D in \preceq . Indeed, it suffices to first pass from the first interface to the i th interface along a path of length $i - 1$ consisting of consecutive interfaces, and then reach the considered large disc of the grid by a path of length at most $d/2$ whose internal vertices are small discs of the grid. Since the grid in every gadget contains $\Omega(d^2)$ large discs and there are $d/2$ gadgets, it follows that D weakly d -reaches $\Omega(d^3)$ other discs. So $\text{wcol}_d(G, \preceq) \geq \Omega(d^3)$. \square

Let us analyze the construction of [Proposition 5.2](#) through the lenses of the proof of [Theorem 4.2](#), where we consider u to be the vertex corresponding to the interface of the first gadget. Then in the notation of the said proof, there are $\Theta(d)$ buckets B_i satisfying $B_i \cap W \neq \emptyset$, and each of them contains $\Theta(d^2)$ vertices that are weakly d -reachable from u . Thus, the bound from [Lemma 4.3](#) is almost tight – up to a logarithmic factor – while the bound from [Lemma 4.4](#) is not: there are only $\mathcal{O}(d)$ reachable buckets, compared to the $\mathcal{O}(d^2)$ upper bound provided by [Lemma 4.4](#). It is possible to construct another

²We note that we were informed by Piotr Micek [[15](#)] that an asymptotically same lower bound can be obtained when considering Koebe orderings of natural coin models of *stacked triangulations* (or *Apollonian networks*), but this example seems somewhat harder to analyze formally.

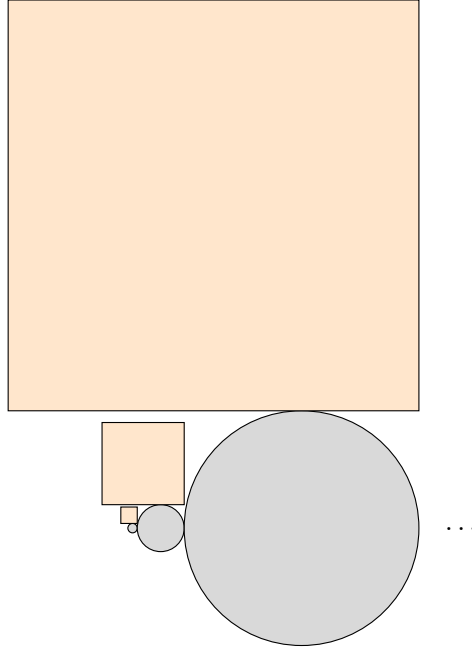


Figure 4: The construction of Proposition 5.2. Every orange box is an appropriately scaled construction from Figure 3. For clarity of presentation the figure is somewhat not to scale: every orange box should be exactly $d/4$ times wider than the grey disc it is tangent to.

example where the number of reachable buckets is $\Theta(d^2)$, but then each of them contains only $\Theta(d)$ weakly d -reachable vertices. (We refrain from giving a formal exposition of this example for the sake of brevity.) We suspect this might not be a coincidence, and we actually conjecture that for every $d \in \mathbb{N}$, planar graph G , and Koebe ordering \preceq of G , it holds that $\text{wcol}_d(G, \preceq) \leq d^3 \cdot \ln^{\mathcal{O}(1)} d$. If this was the case, then it would be conceivable that by taking any Koebe ordering of a planar graph, and somehow reshuffling similarly-sized discs in order to avoid the example from Proposition 5.1, it would be possible to obtain a vertex ordering with weak d -coloring number that is subcubic in d . This would resolve a notorious open problem in the area, see e.g. [16, Problem 1].

Acknowledgements. The results presented in this paper were obtained during the trimester on Discrete Optimization at the Hausdorff Research Institute for Mathematics (HIM) in Bonn, Germany. We are thankful for the possibility of working in the stimulating and creative research environment at HIM. We also thank Piotr Micek for helpful discussions about the state-of-the-art of the bounds on generalized coloring numbers in planar graphs.

References

- [1] S. A. Amiri, P. Osona de Mendez, R. Rabinovich, and S. Siebertz. Distributed domination on graph classes of bounded expansion. In *Proceedings of the 30th on Symposium on Parallelism in Algorithms and Architectures, SPAA 2018*, pages 143–151. ACM, 2018.
- [2] M. Briński, P. Micek, M. Pilipczuk, and M. T. Seweryn. Erdős-Hajnal properties for powers of sparse graphs. *SIAM J. Discret. Math.*, 35(1):447–464, 2021.
- [3] R. Diestel. *Graph Theory, 4th Edition*, volume 173 of *Graduate texts in mathematics*. Springer, 2012.
- [4] J. Dreier. Lacon- and shrub-decompositions: A new characterization of first-order transductions of bounded expansion classes. In *36th Annual ACM/IEEE Symposium on Logic in Computer Science, LICS 2021*, pages 1–13. IEEE, 2021.

- [5] Z. Dvořák. Constant-factor approximation of the domination number in sparse graphs. *Eur. J. Comb.*, 34(5):833–840, 2013.
- [6] Z. Dvořák, R. McCarty, and S. Norin. Sublinear separators in intersection graphs of convex shapes. *SIAM J. Discret. Math.*, 35(2):1149–1164, 2021.
- [7] Z. Dvořák, J. Pekárek, T. Ueckerdt, and Y. Yuditsky. Weak coloring numbers of intersection graphs. *CoRR*, abs/2103.17094, 2021.
- [8] Z. Dvořák and S. Siebertz. Private communication, 2018.
- [9] K. Eickmeyer, A. C. Giannopoulou, S. Kreutzer, O. Kwon, M. Pilipczuk, R. Rabinovich, and S. Siebertz. Neighborhood complexity and kernelization for nowhere dense classes of graphs. In *44th International Colloquium on Automata, Languages, and Programming, ICALP 2017*, volume 80 of *LIPICs*, pages 63:1–63:14. Schloss Dagstuhl – Leibniz-Zentrum für Informatik, 2017.
- [10] S. Har-Peled. A simple proof of the existence of a planar separator. *CoRR*, abs/1105.0103, 2011.
- [11] G. Joret, P. Micek, P. Ossona de Mendez, and V. Wiechert. Nowhere dense graph classes and dimension. *Comb.*, 39(5):1055–1079, 2019.
- [12] H. A. Kierstead and D. Yang. Orderings on graphs and game coloring number. *Order*, 20(3):255–264, 2003.
- [13] P. Koebe. Ein Kontaktproblem der konformen Abbildung. *Ber. Sächs. Akad. Wiss. Leipzig, Math.-Phys. Kl.*, 88:141–164, 1936.
- [14] O. Kwon, M. Pilipczuk, and S. Siebertz. On low rank-width colorings. *Eur. J. Comb.*, 83, 2020.
- [15] P. Micek. Private communication, 2021.
- [16] P. Micek and G. Joret. Improved bounds for weak coloring numbers. *CoRR*, abs/2102.10061, 2021.
- [17] J. Nešetřil and P. Ossona de Mendez. *Sparsity – Graphs, Structures, and Algorithms*, volume 28 of *Algorithms and combinatorics*. Springer, 2012.
- [18] J. Nešetřil, P. Ossona de Mendez, M. Pilipczuk, and X. Zhu. Clustering powers of sparse graphs. *Electron. J. Comb.*, 27(4):P4.17, 2020.
- [19] M. Pilipczuk, M. Pilipczuk, and S. Siebertz. Lecture notes for the course “Sparsity” given at Faculty of Mathematics, Informatics, and Mechanics of the University of Warsaw, Winter semesters 2017/18 and 2019/20. Available <https://www.mimuw.edu.pl/~mp248287/sparsity2>.
- [20] M. Pilipczuk, S. Siebertz, and S. Toruńczyk. Parameterized circuit complexity of model-checking on sparse structures. In *Proceedings of the 33rd Annual ACM/IEEE Symposium on Logic in Computer Science, LICS 2018*, pages 789–798. ACM, 2018.
- [21] F. Reidl, F. Sánchez Villaamil, and K. S. Stavropoulos. Characterising bounded expansion by neighbourhood complexity. *Eur. J. Comb.*, 75:152–168, 2019.
- [22] J. van den Heuvel, P. Ossona de Mendez, D. Quiroz, R. Rabinovich, and S. Siebertz. On the generalised colouring numbers of graphs that exclude a fixed minor. *Eur. J. Comb.*, 66:129–144, 2017.
- [23] D. Yang. Generalization of transitive fraternal augmentations for directed graphs and its applications. *Discret. Math.*, 309(13):4614–4623, 2009.
- [24] X. Zhu. Colouring graphs with bounded generalized colouring number. *Discret. Math.*, 309(18):5562–5568, 2009.

A Lower bounds for admissibility and strong coloring number

In this appendix we present two lower bounds: for the d -admissibility and the strong d -coloring number of planar graphs. Both constructions have been known, but were either unpublished or had the analysis omitted. We include them here for completeness and to provide a source for future reference.

We start with d -admissibility. The following lower bound was communicated to us by Zdeněk Dvořák and Sebastian Siebertz [8] and has not been published. We are grateful to Zdeněk and Sebastian for allowing us to include their construction here.

Proposition A.1. *For every integer $k \geq 2$ there exists a planar graph G such that $\text{adm}_{k,2k+2}(G) \geq 2^k - 1$.*

Proof. The construction is depicted in Figure 5. Let $L = \{W, E\}^k$ and $K = \{W, E\}^{<k}$ be the sets of all words over the alphabet $\{W, E\}$ of length k and of length strictly smaller than k , respectively. For each $w \in K$, construct a $2^k \times 2^k$ grid H_w and denote the sides of H_w as NW_w , NE_w , SE_w , and SW_w in order. Whenever speaking about the order of vertices on these sides, we use the north-to-south convention: the vertices are ordered naturally along the sides, where the first vertex on sides NW_w and NE_w is the corner at their intersection, and the last vertex on sides SW_w and SE_w is the corner at their intersection.

Next, whenever $w, w' \in K$ are such that $w' = wW$, for each $i \in \{1, \dots, 2^k\}$ we add an edge between the i th vertex of SW_w and the i th vertex of $NE_{w'}$. In case $w' = wE$, perform a symmetric construction but with the roles of W and E swapped. Finally, for each $u \in L$ construct a vertex v_u and make it adjacent to all vertices of SW_w if $u = wW$ for some $w \in K$, and to all vertices of SE_w if $u = wE$ for some $w \in K$. As depicted in Figure 5, the graph G constructed in this way is planar.

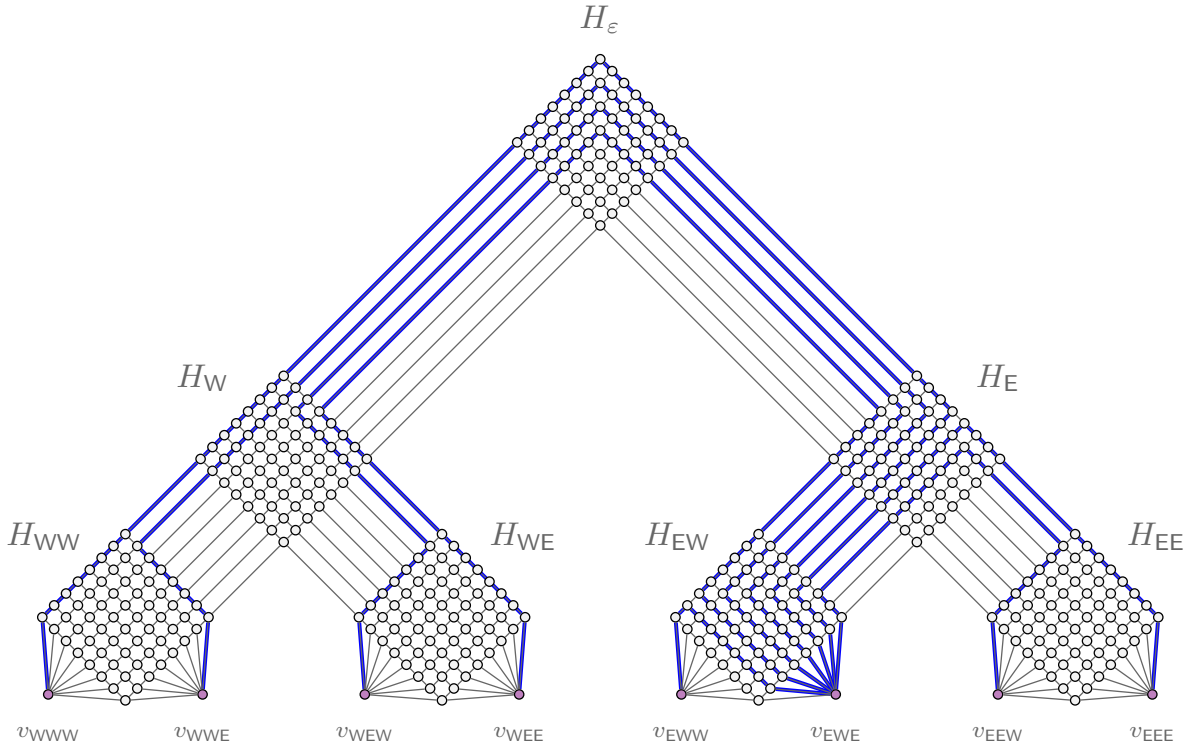


Figure 5: Construction of graph G for $k = 3$. Path family \mathcal{Q}_{EWE} constructed later in the proof is highlighted in blue.

Call a path P in G *straight* if for every $w \in K$, the intersection of P with H_w is either empty or consists of a single path of length at most $2^{k+1} - 2$. Note that thus, a straight path intersects at most $2k - 3$ different grids H_w and may have vertices of $\{v_u : u \in L\}$ only as endpoints. Thus, every straight path has length at most $(2k - 3)(2^{k+1} - 1) + 1 \leq k2^{k+2}$.

We first construct, for every $w \in K$ and $s \in \{W, E\}$, a family \mathcal{P}_{ws} of paths in G with the following properties:

- paths in \mathcal{P}_{ws} are straight and pairwise vertex-disjoint;
- $|\mathcal{P}_{ws}| = 2^{k-|w|-1}$, where $|w|$ is the length of w ;
- every path $P \in \mathcal{P}_{ws}$, starts at a vertex v_u for some $u \in L$ such that ws is a prefix of u , and ends at a vertex that is among the first $|\mathcal{P}_{ws}|$ vertices of the side $(Ss)_w$; and
- for every $P \in \mathcal{P}_{ws}$, all internal vertices of P are contained in the union of grids $H_{w'}$ for $w' \in K$ such that ws is a prefix of w' .

Note that there are exactly $2^{k-|w|-1}$ vertices v_u for which ws is a prefix of u , hence every such vertex is an endpoint of a path from \mathcal{P}_{ws} . Similarly, every vertex among the first $|\mathcal{P}_{ws}|$ vertices of the side $(Ss)_w$ is an endpoint of a path from \mathcal{P}_{ws} .

The construction proceeds by induction on $k - |w|$. In case $k - |w| = 1$, we have $ws \in L$, so the side $(Ss)_w$ is entirely adjacent to the vertex v_{ws} . So it suffices to set $\mathcal{P}_{ws} = \{P\}$, where P is the two-vertex path induced by v_{ws} and the first vertex of the side $(Ss)_w$. For the induction step, by symmetry assume $s = W$. By induction we can construct suitable families \mathcal{P}_{wWW} and \mathcal{P}_{wWE} . To construct \mathcal{P}_{wW} , it suffices to take the union of \mathcal{P}_{wWW} and \mathcal{P}_{wWE} , then extend each path of this union within the grid H_{wW} so that it ends at a different vertex among the first $2^{k-|w|+1}$ vertices of the side NE_{wW} , and finally extend it by a single edge so that it ends at a different vertex among the first $2^{k-|w|+1}$ vertices of the side SW_w . It can be easily seen that this can be done; see the left panel of Figure 6. Moreover, each extension uses a path within H_{wW} of length at most $2^{k+1} - 2$ plus one edge connecting H_{wW} and H_w . Thus, the paths of \mathcal{P}_{wW} remain straight.

This concludes the inductive construction of path families \mathcal{P}_{ws} for $w \in K$ and $s \in \{W, E\}$.

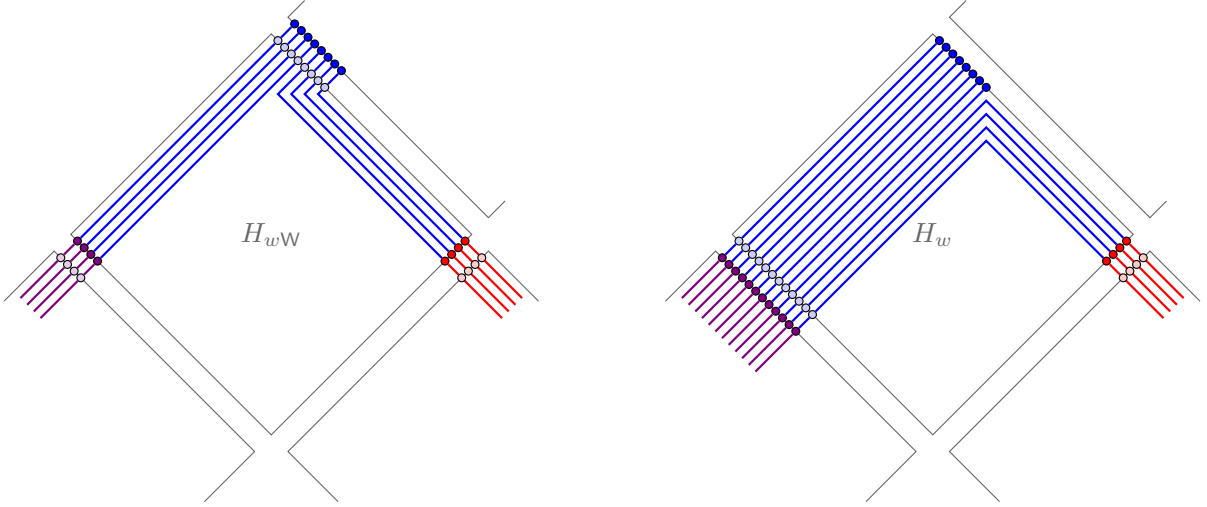


Figure 6: Left panel: Induction step in the construction of \mathcal{P}_{wW} . Families \mathcal{P}_{wWW} and \mathcal{P}_{wWE} are depicted in violet and red, respectively, while paths used in the extension are depicted in blue. Right panel: Induction step in the construction of $\mathcal{Q}_{w,u}$ when the last symbol of w is W and u is a prefix of wW . Families $\mathcal{Q}_{wW,u}$ and \mathcal{P}_{wWE} are depicted in violet and red, respectively, while paths used in the extension are depicted in blue.

Next, we construct, for every $u \in L$ and every $w \in K$ that is a prefix of u , a family of paths $\mathcal{Q}_{w,u}$ with the following properties:

- paths in $\mathcal{Q}_{w,u}$ are straight and pairwise vertex-disjoint except for sharing v_u ;
- $|\mathcal{Q}_{w,u}| = 2^k - 1$;
- every path $P \in \mathcal{Q}_{w,u}$ starts at v_u and ends at a vertex from the set $I_{w,u}$, where $I_{w,u}$ comprises the first $2^k - 2^{k-|w|}$ vertices of the side $(Nt)_w$ ($t \in \{W, E\}$ being the symbol other than the last symbol of w), and all vertices $v_{u'}$ such that $u' \in L$, $u' \neq u$, and w is a prefix of u' ; and

- for every $P \in \mathcal{Q}_{w,u}$, all the internal vertices of P are contained in the union of grids $H_{w'}$ for $w' \in K$ such that w is a prefix of w' .

Note that in the third point above, t is not well-defined in case w is the empty word ε . But then $2^k - 2^{k-|w|} = 0$, so we simply do not include any vertices of this type in $I_{w,u}$. As before, observe that $|I_{w,u}| = 2^k - 1$, so every vertex of $I_{w,u}$ is an endpoint of a path from $\mathcal{Q}_{w,u}$.

Again, the construction proceeds by induction on $k - |w|$. A bit unconventionally, let us explain first the induction step, as the base case will follow from applying the same construction to a degenerate case. We also focus on the case when $w \neq \varepsilon$; the case $w = \varepsilon$ works analogously. Then, by symmetry, suppose that $w = w'W$ for some $w' \in K$ and that $|w| < k - 1$. Suppose further that $w'W$ is a prefix of u , the other case (when $w'E$ is a prefix of u) being again symmetric. Consider families $\mathcal{Q}_{w'W,u}$ (obtained from the induction assumption) and $\mathcal{P}_{w'E}$ (constructed before). Then, these families can be used to construct a suitable family $\mathcal{Q}_{w,u}$ as follows (see the right panel of Figure 6):

- Start with setting $\mathcal{Q}_{w,u} := \mathcal{Q}_{w'W,u}$.
- For each $Q \in \mathcal{Q}_{w'W,u}$ that ends among the first $2^k - 2^{k-|w|}$ vertices of the side $\text{NE}_{w'W}$, say at the i th vertex, extend Q using an edge between $H_{w'W}$ and H_w and a path within H_w so that it ends at the i th vertex of NE_w .
- For each $Q \in \mathcal{Q}_{w'W,u}$ that ends among the next $2^{k-|w|-1}$ vertices of the side $\text{NE}_{w'W}$, say at the vertex number $2^k - 2^{k-|w|} + i$ on this side for some $i \in \{1, \dots, 2^{k-|w|-1}\}$, extend Q using an edge between $H_{w'W}$ and H_w and a path within H_w so that it ends at the i th vertex of SE_w . Then concatenate Q with the unique path of $\mathcal{P}_{w'E}$ that ends at the same vertex.

It can be easily seen that the extensions above can be obtained using paths within H_w that are pairwise vertex-disjoint and of length at most $2^{k+1} - 2$ each. Thus, the paths in the constructed family $\mathcal{Q}_{w,u}$ remain straight and pairwise vertex-disjoint except for sharing v_u .

The construction for $w = \varepsilon$ follows the same principle, except that we do not need to construct paths that end at vertices of NW_ε or NE_ε . In the base case we may use the same construction, only that we interpret $\mathcal{Q}_{u,u}$ to be a family of $2^k - 1$ single-vertex paths that start and end at v_u .

This concludes the inductive construction of path families $\mathcal{Q}_{w,u}$ for $u \in L$ and $w \in K$ such that w is a prefix of u . For $u \in L$, denote $\mathcal{Q}_u = \mathcal{Q}_{\varepsilon,u}$. Let us summarize the properties of \mathcal{Q}_u :

- Paths in \mathcal{Q}_u are pairwise vertex-disjoint except for sharing v_u .
- Each path in \mathcal{Q}_u is straight, and therefore of length at most $k2^{k+2}$.
- For every $u' \in L$, $u' \neq u$, there is a path $Q \in \mathcal{Q}_u$ that connects v_u with $v_{u'}$.

Given these properties, we can argue that $\text{adm}_{k2^{k+2}}(G) \geq 2^k - 1$. Consider any vertex ordering \preceq of G . Let $u_{\max} \in L$ be such that $v_{u_{\max}}$ is \preceq -maximum among vertices $\{v_u : u \in L\}$. Then the path family \mathcal{Q}'_u , obtained from \mathcal{Q}_u by trimming every path to the prefix till the first encounter of a vertex smaller in \preceq than $v_{u_{\max}}$, witnesses that $\text{adm}_{k2^{k+2}}^{G, \preceq}(v_{u_{\max}}) \geq 2^k - 1$. As \preceq was chosen arbitrarily, it follows that $\text{adm}_{k2^{k+2}}(G) \geq 2^k - 1$. \square

Note that from Proposition A.1 it follows that for every $d \in \mathbb{N}$ there is a planar graph G with $\text{adm}_d(G) \geq \Omega(d/\ln d)$. This means that the upper bound of Theorem 3.1 is asymptotically tight.

We continue with the strong d -coloring numbers. As noted by van den Heuvel et al. in [22], there are planar graphs with strong d -coloring number $\Omega(d)$ and this lower bounds is actually realized by grids, but the work [22] does not contain any formal proof of this fact. The argument can be considered folklore in the community, but we were unable to find any published work containing its presentation.

Proposition A.2. *Let G be the $d \times d$ grid for any $d \in \mathbb{N}$. Then $\text{scol}_{3d-2}(G) \geq d/2$.*

Proof. Let \preceq be any vertex ordering of G ; our goal is to prove that $\text{scol}_{3d-2}(G, \preceq) \geq d/2$. Index rows and columns of G naturally. For each $i \in \{1, \dots, d\}$, let u_i be the \preceq -minimal vertex of the i th column, and let $U := \{u_i : i \in \{1, \dots, d\}\}$. Further, let k be the index such that u_k is \preceq -maximal among vertices of U , and let C be the set of all vertices in the k th column of G . The choice of k implies that $u \preceq c$ for all $u \in U$ and $c \in C$.

We observe that in G there exists a family \mathcal{P} of d pairwise vertex-disjoint paths, each connecting a vertex in C with a vertex in U . Indeed, otherwise, by Menger's theorem, there would be a vertex subset X with $|X| < d$ that would intersect every such path. But then there would exist a row and a column of G that would not intersect X , while the union of this row and this column would contain a path connecting a vertex of C with a vertex of U ; a contradiction. Further, since the paths from \mathcal{P} are pairwise vertex-disjoint, there are d of them, and the whole graph G contains d^2 vertices, we conclude that at most $d/2$ paths from \mathcal{P} may contain more than $2d$ vertices. Therefore, we can find a subfamily $\mathcal{P}' \subseteq \mathcal{P}$ of size at least $d/2$ such that each $P \in \mathcal{P}'$ has length at most $2d - 1$.

For each path $P \in \mathcal{P}'$, let $w(P)$ be the first (i.e. closest to the endpoint in C) vertex of P satisfying $w(P) \preceq c$ for all $c \in C$. Note that $w(P)$ is well-defined, since each $P \in \mathcal{P}'$ contains at least one vertex w satisfying $w \preceq c$ for all $c \in C$: the endpoint of P belonging to U is such a vertex. Since paths of \mathcal{P}' are pairwise vertex-disjoint, vertices $w(P)$ for $P \in \mathcal{P}'$ are pairwise different. Moreover, by concatenating a prefix of P from the endpoint on C to $w(P)$ with a subpath of C from u_k to the said endpoint, we obtain a strong reachability path of length at most $3d - 2$ that witness that $w(P) \in \text{SReach}_{3d-2}[u_k]$. It follows that

$$\text{scol}_{3d-2}(G, \preceq) \geq |\text{SReach}_{3d-2}[u_k]| \geq |\mathcal{P}'| \geq d/2. \quad \square$$