

CRC-Aided List Decoding of Convolutional and Polar Codes for Short Messages in 5G

Jacob King*, Alexandra Kwon*, Hengjie Yang*, William Ryan†, and Richard D. Wesel*

*Department of Electrical and Computer Engineering, University of California, Los Angeles, Los Angeles, CA 90095, USA

†Zeta Associates, Aurora, Denver, CO 80011, USA

Email: jacob.king@ucla.edu, alexandrakwon@ucla.edu, hengjie.yang@ucla.edu, ryan-william@zai.com, wesel@ucla.edu,

Abstract—This paper explores list decoding of convolutional and polar codes for short messages such as those found in the 5G physical broadcast channel. A cyclic redundancy check (CRC) is used to select a codeword from a list of likely codewords. One example in the 5G standard encodes a 32-bit message with a 24-bit CRC and a 512-bit polar code with additional bits added by repetition to achieve a very low rate of 32/864. This paper shows that optimizing the CRC length improves the E_b/N_0 performance of this polar code, where E_b/N_0 is the ratio of the energy per data bit to the noise power spectral density. Furthermore, even better E_b/N_0 performance is achieved by replacing the polar code with a tail-biting convolutional code (TBCC) with a distance-spectrum-optimal (DSO) CRC. This paper identifies the optimal CRC length to minimize the frame error rate (FER) of a rate-1/5 TBCC at a specific value of E_b/N_0 . We also show that this optimized TBCC/CRC can attain the same excellent E_b/N_0 performance with the very low rate of 32/864 of the 5G polar code, where the low rate is achieved through repetition. We show that the proposed TBCC/CRC concatenated code outperforms the PBCH polar code described in the 5G standard both in terms of FER and decoding run time. We also explore the tradeoff between undetected error rate and erasure rate as the CRC size varies.

I. INTRODUCTION

Polar codes have seen wide interest since Arikan first described the paradigm and showed that it could achieve channel capacity [1]. Polar codes have found application in the physical broadcast channel (PBCH) of the 5G standard [2], [3]. In particular, Fig. 1 shows how a polar code is used to transmit a 32-bit message over the 5G PBCH. First the 32-bit message is protected by a 24-bit CRC to provide a 56-bit input to the polar code. The polar code produces 512 bits, which are augmented by repetition to produce an 864-bit 5G PBCH codeword. This paper explores ways to improve the frame error rate (FER) vs. E_b/N_0 performance of this 5G PBCH code and considers alternatives.

For example, FER vs E_b/N_0 improvement is achieved by reducing the length of the CRC. CRCs, as described in [4], are very powerful as error detecting outer codes. However, for the best FER vs E_b/N_0 performance, the error detection benefit provided by the CRC needs to be balanced with the corresponding overhead requirement. We show that

This research is supported by Zeta Associates Inc. and National Science Foundation (NSF) grant CCF-2008918. Any opinions, findings, and conclusions or recommendations expressed in this material are those of the author(s) and do not necessarily reflect views of Zeta Associates Inc. or NSF.

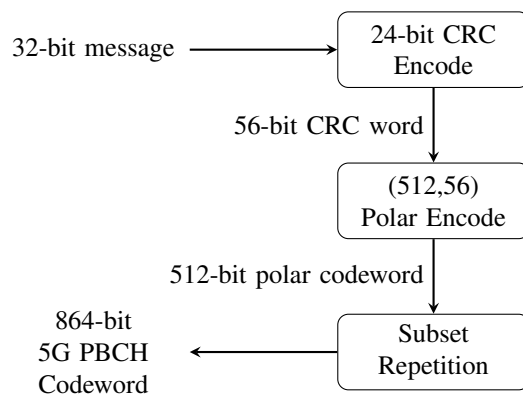


Fig. 1. Block diagram of 5G PBCH polar encoding scheme. The PBCH uses a 24 bit CRC, then polar encodes to 512 bits before applying repetition to get to 864 bits.

replacing the 24-bit CRC with the smaller 11-bit or 12-bit CRC increases the number of frozen bits and reduces the FER for a given E_b/N_0 .

This paper further improves the E_b/N_0 performance by replacing the polar code with a tail-biting convolutional code (TBCC). Specifically, a rate-1/5 TBCC is concatenated with a CRC optimized for the specific TBCC. Lou *et al.* [5] introduced distance-spectrum-optimal (DSO) CRC's for zero-terminated convolutional codes. Recently, Yang *et al.* [6], [7] presented an algorithm for finding DSO CRC's for tail-biting convolutional codes, which this paper employs to find the optimized CRCs used in this paper.

As is the case for polar codes, TBCC/CRC performance is enhanced by optimizing the CRC length. Using DSO CRCs and the CRC length that minimizes the FER for a specific E_b/N_0 yields a TBCC/CRC concatenated code that has better performance than the polar/CRC concatenation. Decoder complexity and performance depend on list size, but the list decoder for the TBCC/CRC code required less run time on our computer for better performance than the list decoder for the polar/CRC concatenation. We note that our optimal TBCC/CRC design has a higher rate of 32/215. However, the use of repetition bits provides a code of rate 32/864 that has identical FER vs. E_b/N_0 performance to our original optimal TBCC/CRC design.

A. Contributions

This paper provides two ways to improve the FER vs. E_b/N_0 performance of the 5G PBCH. First, a shorter CRC can improve performance by allowing more frozen bits without sacrificing the needed error detection power. Second, the concatenation of a polar code and CRC can be replaced by a TBCC concatenated with a CRC specifically optimized for the TBCC to provide better FER vs. E_b/N_0 performance with lower decoding complexity based on the run times of our simulations.

B. Organization

Section II describes polar and TBCC codes. Section III presents results for the optimal CRC length for the TBCC and the trade-off between erasures and undetected errors. Section IV compares the error rate and decoding complexities of the TBCC and polar codes and compares their performance to theoretical bounds. Lastly, Section V shows a near equivalence of our TBCC and a lower-rate TBCC attained by repeating bits to get the same rate as the polar code.

II. BACKGROUND

This section describes the polar and TBCC codes that we will consider, presents a list decoder for TBCC/CRC and polar/CRC concatenated codes that employs parallel list decoding with exponentially increasing list sizes, and defines erasure failures and undetected errors.

A. Polar Codes

Polar codes were first introduced by Arikan in [1] as a code suitable to take advantage of the channel polarization paradigm that he discovered. Polar codes compute the codeword by multiplying a message vector by a polar coding matrix. The message vector contains both actual message bits and “frozen” bits that are set to a fixed value and do not convey information. The polarization paradigm ensures that the actual message bits have very high reliability while the frozen bits have a very low reliability, but are anyway set to a fixed value. Polar codes have been shown to be able to achieve channel capacity for asymptotically long blocklengths; however, they are less reliable with short messages.

Also presented in [1] is a proposed decoder for polar codes called a Successive Cancellation (SC) decoder. This decoding algorithm decodes the received codeword one bit at a time, using previous decoded bits to help decide the current bit. Frozen bits carry no information and are known to the decoder, so a decision only needs to be made on the message bits in the codeword. As noted in [8], the SC decoder is effective for decoding long messages, but is less effective for decoding the short messages used in 5G.

This is addressed in 5G by using Successive Cancellation List (SCL) decoding in conjunction with a CRC [2]. Instead of making a hard decision on each message bit of the received codeword, the SCL algorithm [9] instead implements parallel decoders, one for each of a set of possible decisions about the previous bits. When all the parallel decoders have each

selected their distinct prospective codewords, these candidate codewords are then checked to see which pass the CRC check, and the most likely candidate that passes the check is selected. If no candidate passes the CRC, then a decoding failure is reported.

The performance of SCL improves as the number of parallel decoders, i.e. the list size, is increased. However, this improved performance comes with a significant complexity increase to support the parallel decoding [9]. For a specified list size, SCL retains the most likely codeword candidates at each step. In addition to the SCL algorithm, there have been many other proposed improvements to Arikan’s initial SC decoder to increase decoding accuracy, decrease latency, and decrease complexity [10]–[12].

The polar code used in this paper is the PBCH polar code from the 5G standard [2]. This code has 32 message bits and is encoded with a 24-bit CRC. The 24-bit CRC has polynomial $0x1B2B117$, with the most significant bit corresponding to the degree-24 term of the polynomial. This 56-bit message and CRC is then encoded with a (512,56) polar code, and then the first 352 bits are repeated to arrive at a final 864-bit codeword, as illustrated in Fig. 1.

In addition to the 24-bit CRC that is used by the PBCH code, we also simulate this code with an 11-bit CRC provided in [2] that is used for the physical uplink control channel (PUCCH) code, followed by a (512,43) polar code and the same bit repetition. This 11-bit CRC has polynomial $0xE21$. Recently, Baicheva and Kazakov [13], [14] performed an analysis on the 5G CRCs and presented alternative CRCs for polar codes than those in [2]. We also simulate the polar code with the 11-bit CRC $0xB5F$ and the 12-bit CRC $0x1395$, provided by Peter Kazakov to achieve the best performance for this polar code.

A sequence of expected reliabilities is also provided in [2] to select the bits having the lowest expected reliabilities to be frozen bits. This paper uses SCL decoding for all polar codes we consider, as described in Section II-C.

B. Tail-Biting Convolutional Codes

In contrast to polar codes, convolutional codes have been in use for decades [15]. Convolutional codes can be used for transmitting streams of data with continuous decoding [16], but they can also function as block codes. One form of block convolutional codes is the class of TBCCs [17], which avoid the overhead incurred by zero termination.

Our paper focuses on TBCCs because of their rate efficiency. The TBCC proposed in this paper as an alternative to polar coding for the 5G PBCH is taken from [18]. This code is a rate-1/5 TBCC with 32 message bits, concatenated with a CRC. The encoder has 8 memory elements with generator polynomials (575, 623, 727, 561, 753) in octal.

Lou *et al.* [5] show how low undetected error rate performance of a convolutional code is dominated by the minimum distance spectrum of the code. They present an algorithm to find DSO CRCs for a zero-terminated convolutional code

by maximizing the minimum distance of the CC/CRC concatenated code. This process is generalized to tail biting convolutional codes in [6].

In [18], CRCs were designed for zero-terminated convolutional codes even though some simulations in [18] involved TBCCs. In this paper, we deployed the algorithm described in [6] to identify optimal CRCs for the TBCC implementation of (575, 623, 727, 561, 753) with CRC lengths varying from 8 to 16 bits. Table I provides the optimal CRC polynomials that resulted from our search.

The Viterbi algorithm is a maximum-likelihood decoder for convolutional codes. The decoder traverses the trellis identifying the most likely path to each state in the trellis based on the received codeword. When multiple paths converge to the same state in the trellis, the decoder selects the most likely path, making an arbitrary choice to break ties. At the end of the trellis, the decoder selects the most likely surviving path. The Viterbi algorithm can be augmented to support parallel list decoding [19], where every state stores a list of the L most likely paths instead of a single most likely path.

The TBCCs in this paper are decoded using an adaptive parallel list Viterbi algorithm (LVA) decoder based on the one described in [19]. The details of this decoder are also described in Section II-C.

C. Parallel List Decoding with a Doubling List Size

This paper uses parallel list decoding with a doubling list size to explore the FER performance and decoding run time of both the 5G PBCH polar code and the proposed TBCC alternative. The parallel list decoder is implemented as an SCL decoder for polar codes and using the LVA [19] for convolutional codes.

This approach was proposed in [20] for polar codes, where it was called an “adaptive SCL” decoder. Each iteration of the algorithm acts like a parallel LVA or SCL decoder for the given list size. If a message candidate is not found that passes the CRC check, then the list size doubles until either a codeword is found that passes the CRC check or the maximum list size is reached. A block diagram of this list decoding algorithm is shown in Fig. 2.

There are two types of errors that can occur when using our list decoder. An *erasure* occurs when none of the decoded message candidates that the list decoder finds have a valid CRC when the decoder reaches the maximum list size. An *undetected error* occurs when one of the message candidates passes the CRC check, but it is not the same as the codeword sent. In this paper, we use the sum of the erasure rate and

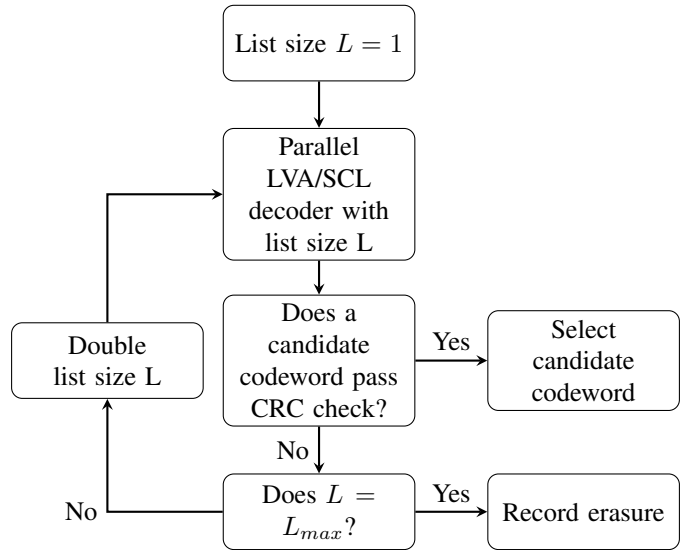


Fig. 2. Block diagram of the adaptive parallel list decoder algorithm. It starts with a list size of 1 and runs the parallel LVA or SCL algorithm. This is repeated with the list size doubling every iteration until either a candidate codeword is found that passes the CRC check or the maximum list size is reached.

the undetected error rate (UER) as a primary metric for performance, which we refer to as the Total Failure Rate (TFR).

III. OPTIMAL CRC LENGTH FOR TBCC

This section shows how a specified code has an optimal CRC length that minimizes the TFR. As an initial matter, a longer CRC should lead to an improved TFR at a fixed signal-to-noise ratio (SNR), but the longer CRC also reduces the rate. To fairly compare the CRCs, we consider the TFR as a function of E_b/N_0 , which accounts for the rate loss incurred by a longer CRC.

For two different fixed values of E_b/N_0 , 2.5 dB and 3.5 dB, Fig. 3 shows the erasure rate, UER, and TFR for simulating the TBCC/CRC with different CRC lengths with a maximum list size of 2048. The CRCs used in these simulations are shown in Table I, and for each length the CRC used is optimal according to the procedure from [6].

Fig. 3 shows that, for this example, as CRC length increases, erasure rate monotonically increases and UER monotonically decreases. Combining these two effects, TFR is convex or quasi-convex with a single global minimum.

Thus, there is a CRC length that minimizes the TFR for a specified value of E_b/N_0 and a specified maximum list size. The optimal CRC length depends on the value of E_b/N_0 . At $E_b/N_0 = 2.5$ dB, the CRC length that minimizes the TFR is 11 bits. At $E_b/N_0 = 3.5$ dB, the optimal length is 12 bits. However, the difference in FER between 11-bit and 12-bit CRCs at these values of E_b/N_0 is almost negligible, and can change when the maximum list size is changed.

TABLE I
CRC POLYNOMIALS FOR THE TBCC AT DIFFERENT CRC LENGTHS.
EACH POLYNOMIAL IS GIVEN IN HEXADECIMAL WITH THE MOST SIGNIFICANT BIT CORRESPONDING TO THE HIGHEST ORDER TERM.

CRC length	8	9	10	11	12	13	14	15	16
CRC poly (hex)	101	21F	4D5	A9D	123B	27C5	7CCF	8441	18077

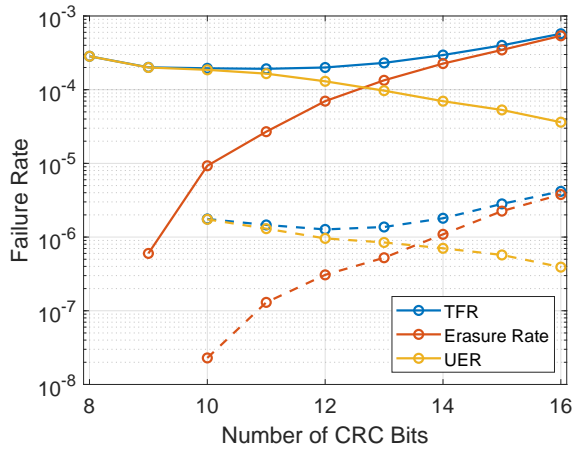


Fig. 3. Plot of erasure failure rate, undetected error rate, and total failure rate vs. number of bits in the CRC for the TBCC. The solid curves correspond to a E_b/N_0 of 2.5 dB, and the dashed curves have an E_b/N_0 of 3.5 dB. A maximum list size of 2048 was used. The CRC length that minimizes TFR is 11 bits at 2.5 dB and 12 bits at 3.5 dB, but nearby CRC lengths have nearly equivalent TFRs.

IV. COMPARISON OF TBCCS AND POLAR CODES

Consider the problem of transmitting a 32-bit message. This section begins by comparing four polar code (PC) with CRC solutions to a rate-1/5 TBCC with an optimized CRC. For the TBCC, the optimal CRCs for each length, shown in Table I, are designed according to [6]. The optimal CRC length, as discussed in Sec. III, is also considered.

A. TFR vs. E_b/N_0 and TFR vs. Run Time

For a fixed maximum list size of 32, Fig. 4 shows TFR vs. E_b/N_0 for the 5G PC with 24-bit CRC solution, a rate-1/5 TBCC with CRCs of length $m = 11, 12$, and 13, and three additional PC-with-CRC solutions. The TBCC/CRC solutions all have similar performance, but the best performance is seen for CRC length $m = 11$ for all E_b/N_0 . Note that the maximum list size $L_{max} = 32$ is significantly smaller than the maximum list size $L_{max} = 2048$ considered in Sec. III where the $m = 12$ CRC is optimal at $E_b/N_0 = 3.5$ dB.

In Fig. 4, the 5G PC with the $m = 24$ CRC specified in the 5G standard performs significantly worse than the the TBCC/CRC solutions. To improve the PC performance, the CRC length was reduced to match the CRC length used for the convolutional code by using two different $m = 11$ CRCs and one $m = 12$ CRC. The TFR vs. E_b/N_0 performance of the PC with the $m = 11$ and $m = 12$ CRCs is similar to that of the TBCC/CC solutions for this list size, except for a TFR degradation seen at high E_b/N_0 .

While all the curves in Fig. 4 used the same maximum list size, the decoders do not all have the same complexity or run time. To explore complexity vs. TFR performance, Fig. 5 shows TFR as a function of average simulation run time t^2 at $E_b/N_0 = 3.5$ dB for all the polar codes and the best-

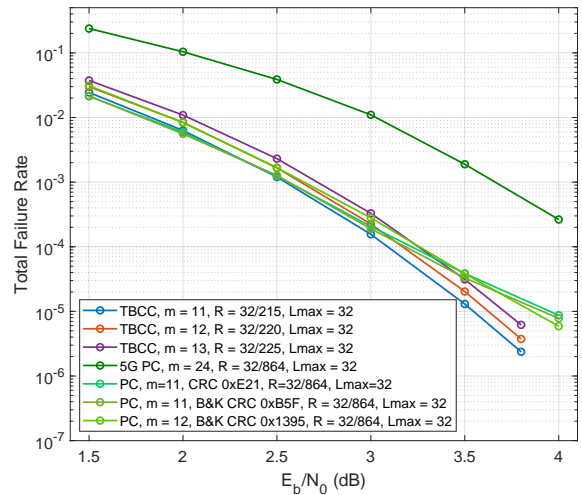


Fig. 4. TFR vs. E_b/N_0 of TBCC and Polar Codes with various CRCs. A maximum list size of 32 is used for all codes. The TBCCs and $m = 11$ and $m = 12$ PCs achieve similar performance, with the PCs exhibiting a floor at high E_b/N_0 . These codes significantly outperform the $m = 24$ 5G PC.

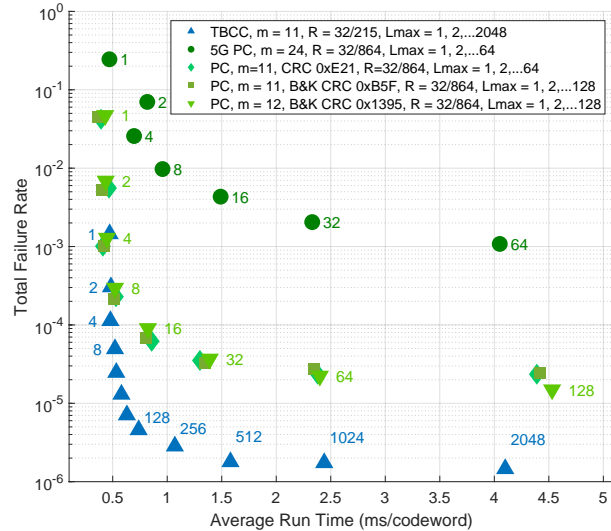


Fig. 5. Average decoding run time in milliseconds of $m = 11$ TBCC and all PCs vs. TFR at $E_b/N_0 = 3.5$ dB. Both $m = 11$ PCs and the $m = 12$ PC achieve far greater TFR performance at equivalent decoding run times than the 5G PC, and the $m = 11$ TBCC performs even better. There exists a trade-off between TFR and average decoding time when varying list size. Eventually, increasing list size further does not provide any benefit to reducing TFR.

performing TBCC from Fig. 4. For both polar and TBCC codes, the decoders used C implementations of the exponentially increasing parallel list decoding paradigm of [20]. We tried to make both the TBCC and polar implementations as efficient as possible, but of course other implementations may result in different run-time comparisons.

In general, the TBCC is able to support a higher maximum list size and achieve a lower TFR for a specified run time. For example, Fig. 5 shows that at an average decoding run time of 2.4 ms per decoded codeword, the TBCC achieves a TFR

²All simulations were performed on a System76 Galaga Pro Ubuntu laptop with an Intel Core i7-8565U CPU @1.8GHz x 8 Processor.

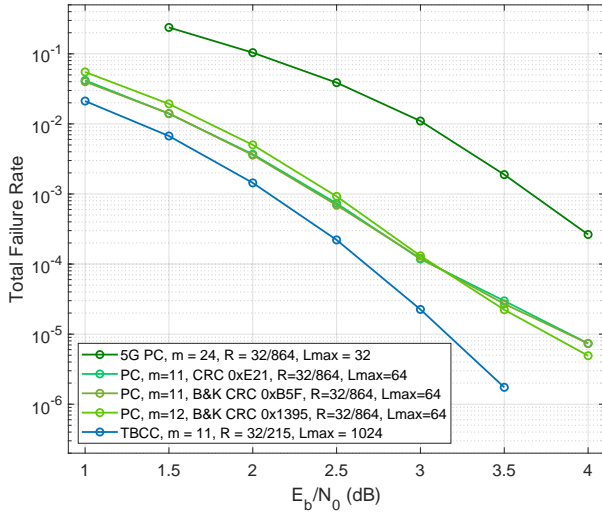


Fig. 6. TFR vs. E_b/N_0 of $m = 11$ TBCC, 5G PC, and all $m = 11$ and $m = 12$ PCs. Each code is has a nearly equivalent average decoding runtime of around 2.4 ms per codeword, with the list sizes set according to Fig. 5 to achieve this.

of 1.74×10^{-6} using a maximum list size of 1024, while the best polar code with an 11-bit or 12-bit CRC only achieves 2.23×10^{-5} with a list size of 64. At this run time, the 5G polar code with a 24-bit CRC achieves a TFR of 2.05×10^{-3} with a list size of 32.

When the maximum list size is small in Fig. 5, increasing the list size can dramatically reduce TFR while having a negligible impact on decoding run time. Further increases in list size provide diminishing returns in TFR performance but carry significant run time penalties. Essentially, when the list size required to pass the CRC check is very large, the codeword that finally passes the CRC check will often be an undetected error failure so that TFR is not improved.

We did not consider list sizes that required more than 5 ms of average run time. For the polar codes, this limited maximum list sizes to 64 or 128. However, Fig. 5 shows that negligible improvement in TFR would be expected for larger maximum list sizes for these codes.

For the list sizes that resulted in run times of about³ 2.4 ms at $E_b/N_0 = 3.5$ dB, Fig. 6 provides curves showing TFR vs. E_b/N_0 for the codes shown in Fig. 5.

B. Comparison to RCU and MC bounds

The random coding union (RCU) bound [21], [22] can be used to provide an upper bound on the lowest achievable TFR for a code with a specified rate, blocklength, and E_b/N_0 . The meta-converse (MC) bound [21], [22] can be used to provide an lower bound on the lowest achievable TFR for a code with a specified rate, blocklength, and E_b/N_0 . Fig. 7 shows TFR vs. E_b/N_0 for the TBCC with $m = 11$, as well as the RCU

³The run times are as follows: 2.44 ms per codeword for TBCC with $L_{max} = 1024$, 2.38 ms per codeword for 5G 0xE21 $m = 11$ PC with $L_{max} = 64$, 2.35 ms per codeword for B&K 0xB5F $m = 11$ PC, 2.4 ms per codeword for B&K 0x1395 $m = 12$ PC with $L_{max} = 64$, and 2.45 ms per codeword for 5G $m = 24$ PC with $L_{max} = 32$

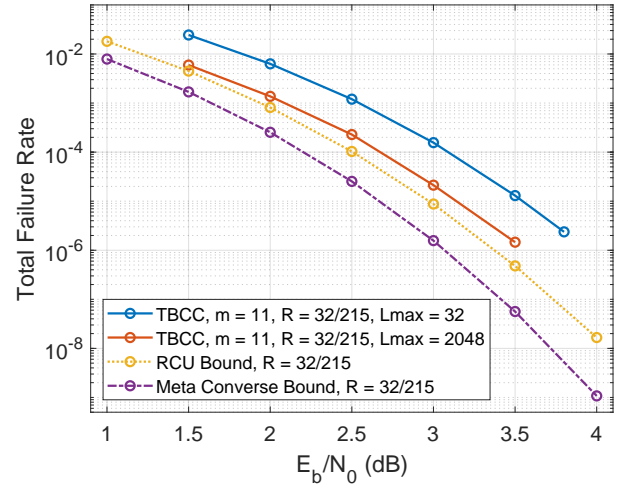


Fig. 7. Plots of TFR, RCU Bound, and Meta Converse Bound of the $m = 11$, Rate 32/215 TBCC vs. E_b/N_0 dB. The $L_{max} = 2048$ curve approaches very close to the RCU bound. However, as shown in Fig. 5, increasing the list size further is unlikely to improve TFR further.

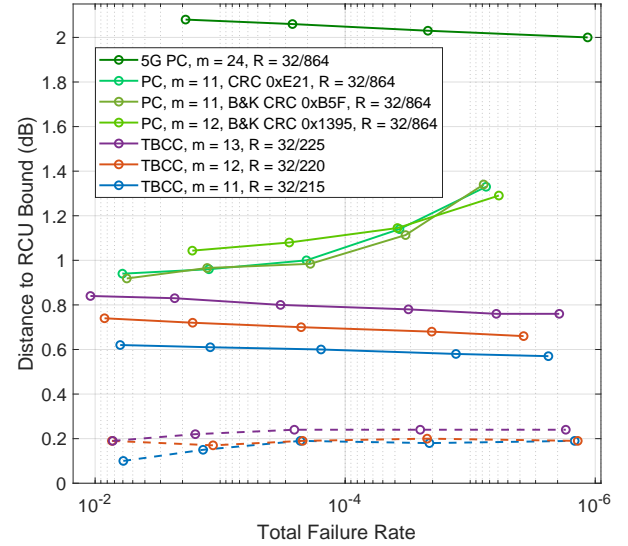


Fig. 8. Gap to RCU bound vs TFR for all TBCC and polar codes simulated in this section. Solid lines have $L_{max} = 32$, and dashed lines have $L_{max} = 2048$. The TBCCs with $L_{max} = 2048$ get very close to RCU Bound. The TBCCs with $L_{max} = 32$ also get closer to the RCU bound than all polar codes with $L_{max} = 32$. All $m = 11$ and $m = 12$ PCs outperform the $m = 24$ 5G PC.

bound and MC bound for this TBCC. At $L_{max} = 2048$, the TBCC/CRC TFR approaches the RCU bound.

Fig. 8 shows the E_b/N_0 gap from the RCU bound for all TBCC and polar codes that were considered in the earlier figures. For TBCCs with $L_{max} = 2048$, the $m = 11$ CRC has the smallest gap across the entire TFR range. For example, at TFR of 1.46×10^{-6} the gap to the RCU bound is 0.19 dB.

V. EXACTLY MATCHING POLAR RATES VIA REPETITION

The 5G Polar/CRC solution for the PBCH has 32/864, which is about 4 times lower than the TBCC/CRC solutions

we propose. However, the number of transmitted bits can be increased through repetition to 864 so that our TBCC/CRC solutions can be deployed with exactly the same rate as the PC/CRC solution of 5G. Our proposed rate 1/5 TBCC with an 11-bit CRC has an overall rate of 32/215. Repeating 211 of the 215 code bits four times, and repeating the remaining 4 bits five times produces an overall rate of 32/864, which exactly matches the Polar/CRC solution.

A code resulting from M times repetition of every code bit has exactly the same TFR performance as the original code at a fixed value of E_b/N_0 . If we include the rate penalty but not the noise benefit of repeating those last four bits an extra time, we can bound the loss of the rate-32/864 to within 0.02 dB of the performance of the original rate-32/215 TBCC/CRC code or the equivalent rate-32/860 code. Our simulation of the rate-32/864 TBCC/CRC produced TFR vs. E_b/N_0 results that were indistinguishable from the simulation results for the rate-32/215 TBCC/CRC code.

VI. CONCLUSION

This paper shows two ways to improve the TFR vs. E_b/N_0 performance of the current 5G PBCH Polar/CRC code. Reducing the CRC from 24 bits to 11 or 12 bits, which allows significantly more bits to be frozen, improves performance while still utilizing the paradigm of a polar code that uses CRC-aided list decoding. Even better TFR vs. E_b/N_0 performance is achieved by replacing the polar code with a rate-1/5 TBCC with CRC-aided list decoding. Repetition coding can be used to exactly match the rate of the current 5G PBCH code.

For the TBCC, the length of the CRC was optimized and the CRC polynomial was designed to optimize the distance spectrum of the concatenated code comprised of the TBCC and the CRC so as to minimize the TFR. The TBCC/CRC solution has TFR vs. E_b/N_0 performance very close to the RCU bound when the maximum list size is allowed to be large, so that the TBCC/CRC solution is approaching the best performance that is theoretically guaranteed to be possible. Notably, the decoding complexity for a given list size is lower for the TBCCs than for the polar codes, which allows the TBCC/CRC to benefit from larger maximum list sizes.

Our TBCC/CRC designs utilize [6], which shows how to optimize CRCs for use with TBCCs. We tried to find the best available CRC to use with the polar code. We considered the 11-bit CRC specified in the 5G standard [2], although that CRC is not specified for this polar code. We also noted the work of Baicheva and Kazakov [13], [14] focused on designing CRCs to be used with polar codes and contacted them for assistance. We are grateful to Peter Kazakov for providing the 11-bit and 12-bit CRCs that provided the best performance that we observed for CRC-aided decoding of the polar code. These CRCs maximize the free distance of the CRC error detection code for the specific overall code lengths of 43 and 44 bits, respectively.

It remains an open problem to identify CRCs that optimize the distance spectrum of the concatenation of the polar and

CRC code. So, while this paper has identified best possible performance for CRC-aided decoding of the proposed TBCC, we expect the TFR vs. E_b/N_0 performance of CRC-aided decoding of the polar code can still be improved with a better CRC and may be able to more closely match that of the TBCC/CRC codes. We are excited to find the best possible CRC for this polar code and report it in a future work.

REFERENCES

- [1] E. Arikan, "Channel polarization: A method for constructing capacity-achieving codes for symmetric binary-input memoryless channels," *IEEE Trans. Inf. Theory*, vol. 55, no. 7, pp. 3051–3073, July 2009.
- [2] "ETSI TS 138.212 V15.2.0 LTE; multiplexing and channel coding (3GPP TS 38.212 version 15.2.0 release 15)," July 2018.
- [3] V. Bioglio, C. Condo, and I. Land, "Design of polar codes in 5G new radio," *IEEE Commun. Surveys Tuts.*, vol. 23, no. 1, pp. 29–40, Firstquarter 2021.
- [4] W. W. Peterson and D. T. Brown, "Cyclic codes for error detection," *Proceedings of the IRE*, vol. 49, no. 1, pp. 228–235, 1961.
- [5] C.-Y. Lou, B. Daneshrad, and R. D. Wesel, "Convolutional-code-specific CRC code design," *IEEE Trans. Commun.*, vol. 63, no. 10, pp. 3459–3470, October 2015.
- [6] H. Yang, L. Wang, V. Lao, and R. D. Wesel, "An efficient algorithm for designing optimal CRCs for tail-biting convolutional codes," in *2020 IEEE Int. Sym. Inf. Theory (ISIT)*, June 2020, pp. 1–6.
- [7] H. Yang, E. Liang, M. Pan, and R. D. Wesel, "CRC-aided list decoding of convolutional codes in the short blocklength regime." [Online]. Available: <https://arxiv.org/abs/2104.13905>
- [8] N. Hussami, S. B. Korada, and R. Urbanke, "Performance of polar codes for channel and source coding," in *2009 IEEE Int. Sym. on Inf. Theory (ISIT)*, June 2009, pp. 1–5.
- [9] I. Tal and A. Vardy, "List decoding of polar codes," *IEEE Trans. Inf. Theory*, vol. 61, no. 5, pp. 2213–2226, May 2015.
- [10] A. Alamdar-Yazdi and F. R. Kschischang, "A simplified successive-cancellation decoder for polar codes," *IEEE Commun. Lett.*, vol. 15, no. 12, pp. 1378 – 1380, December 2011.
- [11] K. Chen, K. Niu, and J. Lin, "Improved successive cancellation decoding of polar codes," *IEEE Trans. Commun.*, vol. 61, no. 8, pp. 3100–3107, August 2013.
- [12] O. Afisiadis, A. Balatsoukas-Stimming, and A. Burg, "A low-complexity improved successive cancellation decoder for polar codes," in *Proc. 48th Asilomar Conf. Signals, Syst. Comput.*, Nov 2014, pp. 1–5.
- [13] T. Baicheva and P. Kazakov, "CRC selection for decoding of CRC-polar concatenated codes," in *Proceedings of the 9th Balkan Conference on Informatics*, Sep 2019, pp. 1–5.
- [14] T. Baicheva, P. Kazakov, and M. Dimitrov, "Some comments about CRC selection for the 5G nr specification." [Online]. Available: <https://arxiv.org/abs/2104.02639>
- [15] P. Alias, "Coding for noisy channels," *Proc. IRE Conv. Rec. part 4*, pp. 37–46, 1955.
- [16] R. Wesel, "Convolutional codes," *Wiley Encyclopedia of Telecommunications*, pp. 1–8, 2003.
- [17] H. Ma and J. Wolf, "On tail biting convolutional codes," *IEEE Trans. Commun.*, vol. 34, no. 2, pp. 104–111, February 1986.
- [18] E. Liang, H. Yang, D. Divsalar, and R. D. Wesel, "List-decoded tail-biting convolutional codes with distance-spectrum optimal CRCs for 5G," in *2019 IEEE Global Commun. Conf. (GLOBECOM)*, Dec 2019, pp. 1–6.
- [19] N. Seshadri and C. E. W. Sundberg, "List Viterbi decoding algorithms with applications," *IEEE Trans. Commun.*, vol. 42, no. 234, pp. 313–323, Feb. 1994.
- [20] B. Li, H. Shen, and D. Tse, "An adaptive successive cancellation list decoder for polar codes with cyclic redundancy check," *IEEE Commun. Lett.*, vol. 16, no. 12, pp. 2044–2047, November 2012.
- [21] Y. Polyanskiy, H. V. Poor, and S. Verdú, "Channel coding rate in the finite blocklength regime," *IEEE Trans. Inf. Theory*, vol. 56, no. 5, pp. 2307–2359, May 2010.
- [22] J. Font-Segura, G. Vazquez-Vilar, A. Martinez, A. G. i Fàbregas, and A. Lancho, "Saddlepoint approximations of lower and upper bounds to the error probability in channel coding," in *2018 52nd Annu. Conf. on Inf. Sciences and Syst. (CISS)*, March 2018, pp. 1–6.