

Rate Splitting in FDD Massive MIMO Systems Based on the Second Order Statistics of Transmission Channels

Donia Ben Amor, *Student Member, IEEE*, Michael Joham, *Member, IEEE*,
and Wolfgang Utschick, *Fellow, IEEE*

Abstract

In this work, we present new results for the application of rate splitting multiple access (RSMA) to the downlink (DL) of a massive multiple-input-multiple-output (MaMIMO) system operating in frequency-division-duplex (FDD) mode. Due to the lack of uplink (UL) - DL channel reciprocity in such systems, explicit training in the DL has to be performed in order to gain knowledge about the single-antenna users' channels at the base station (BS). This is ensured through a feedback link from the users to the BS. Dealing with the DL of a massive MIMO system implies that acquiring the DL channel state information (CSI) comes at the cost of a huge training overhead that scales with the number of BS antennas. Therefore, we limit the resources allocated to training by reusing the pilot sequences among the BS antennas that results in a contaminated channel observation. Despite this incomplete channel knowledge at the transmitter side, the proposed RS approach combined with a statistical precoder relying on the channels' second-order information achieves excellent results in terms of spectral efficiency compared to the state-of-art techniques. This is demonstrated via Monte-Carlo simulations of typical communication scenarios.

Index Terms

Massive multi-user MIMO, FDD, rate splitting, bilinear precoding, statistical precoding, channel second-order information, pilot contamination, incomplete CSI

This work was supported by the German Research Foundation under Grant UT 36/18-1

I. INTRODUCTION

Massive multiple-input-multiple-output (MaMIMO) systems are a prominently used technology in current wireless communication standards due to the several advantages ranging from increased spectral efficiency to improved energy efficiency and reliability to name a few [1], [2]. Those benefits are closely related to the presence of an accurate channel state information (CSI) at the base station (BS). The acquisition of the CSI is, however, often a challenging task due to the typically very small channel coherence interval [3]. To keep track of the constantly changing channel response and provide an accurate estimate, one has to dedicate a portion of each and every coherence interval for training.

In our work, we concentrate on a MaMIMO system, operating in Frequency-Division-Duplex (FDD) mode, where multiple single-antenna users are simultaneously served by the BS.

FDD systems are often considered to be challenging, specifically in the downlink (DL). Since the carrier frequency gap is larger than the channel coherence bandwidth, the channel reciprocity exploited in time-frequency-division (TDD) systems does not hold [4]. Therefore, and in order to gain instantaneous observations of the users' channels, the BS has to perform explicit DL training by sending known pilot sequences to the users. We assume that the collected observations at the users' side are subsequently fed back to the BS. The training overhead here scales with the number of BS antennas. To leave a room for data transmission, we assume that less pilot sequences than required for a contamination-free observation are used.

To overcome the discussed challenges, we exploit the second central moments of the transmission channels combined with the imperfect instantaneous channel knowledge.

In our previous work [5], we presented a bilinear precoding approach for such an FDD MaMIMO system, which consists in its essence of a linear precoder based on the channel distribution information (CDI). Focusing on designing the deterministic part of the precoder reduces the computation complexity tremendously, since these parts have only to be updated once the channel covariance matrices change. Due to the assumption of a fixed scattering geometry over several coherence blocks, the structure of the channel vectors remains constant for many channel coherence intervals. In [6], for example, the coherence interval of the covariance matrices is given by 25000 channel coherence intervals.

In [7], the bilinear approach was first proposed and was proven to allow for an increase of the system throughput as the number of transmit antennas at the BS grows, which confirms its

suitability for the MaMIMO setup. However, when considering the rate performance with respect to the transmit power, one could observe that when the system is interference limited in the high power regime, the rate saturates at a certain level and no further improvement of the throughput is obtained even by investing more transmit power. This observation has also been made in our work [5] and is explained by the incomplete channel CSI due to the limited training period.

On the other hand, several works [8],[9],[10],[11],[12] have shown the advantage of applying rate splitting when it comes to systems with imperfect channel knowledge. The approach consists of splitting the users' messages into a private and a common part, where the latter is jointly encoded such that each of the users can decode the common stream. The system is therefore a combination of multi-casting and conventional broadcasting.

Motivated by the results on rate splitting in the mentioned works, we present the application of this transmission scheme to our setup, when using the bilinear precoding approach. Based on a commonly used lower bound for MaMIMO on the achievable rate, we formulate our optimization problem and propose solution approaches to overcome the intractability of the underlying problem.

This paper is organized as follows. In Section II, we present the preliminaries and the system setup considered in this work. In Section III, we derive expressions for the considered utility function and the different constraints and formulate the optimization problem. Section IV deals with the solution approach for the underlying optimization problem. In Section V, we present the performance of the proposed approach in terms of the spectral efficiency. A conclusion for this work is drawn in Chapter VI.

II. SYSTEM MODEL

We consider the downlink (DL) of a single-cell massive multi-user multiple-input-multiple-output (MISO) system operating in frequency-division-duplex (FDD) mode. Since the frequency gap between the uplink (UL) and DL carrier frequencies is larger than channel coherence bandwidth, the channel reciprocity assumed in time-division-duplex (TDD) systems does not hold for the considered FDD setup and explicit DL channel probing and subsequent feedback are inevitable to obtain an estimate of the instantaneous channel state information (CSI).

Since the DL training scales with M , the number of antennas at the base station (BS), and considering a massive MISO system where $M \gg 1$, a contamination-free estimation of the M channel coefficients of each user would result in a huge training overhead and only little

room is left for data transmission. In order to shrink the probing phase, we therefore assume that only $T_{\text{dl}} < M$ pilot sequences are used and that at least two BS antennas share the same pilot sequence. This obviously comes at the cost of a contaminated channel observation at the user side i.e., interference between the coefficients of the channels to different antennas due to the resulting systematic error. Furthermore, we assume that the channel observation is fed back to the BS through feedback in the UL. This results in an additional noise term perturbing the channel estimate that depends on the power used for the feedback process.

We assume that the BS serves K single-antennas users. We denote by $\mathbf{h}_k \sim \mathcal{N}_{\mathbb{C}}(\mathbf{0}, \mathbf{C}_k) \in \mathbb{C}^M$ the DL channel between the BS and user k , where \mathbf{C}_k denotes the corresponding channel covariance matrix. We consider a block-fading channel model such that the channels are assumed to remain unchanged for an interval of T_{ch} time-frequency symbols, also known as the channel coherence interval.

After the DL training phase with T_{dl} symbols and the subsequent feedback in the UL using the same amount of time samples, we collect the following observation vector of the k th user channel

$$\mathbf{y}_k = \mathbf{\Phi}^H \mathbf{h}_k + \mathbf{n}_k \quad (1)$$

where $\mathbf{\Phi} \in \mathbb{C}^{M \times T_{\text{dl}}}$ denotes the pilot matrix and $\mathbf{\Phi}^H \mathbf{\Phi} = \mathbf{I}_{T_{\text{dl}}}$. The noise vector $\mathbf{n}_k \sim \mathcal{N}_{\mathbb{C}}(\mathbf{0}, \sigma_n^2 \mathbf{I}_{T_{\text{dl}}})$ comprises the portion of noise resulting from the noisy DL training as well as the noise portion modelling the feedback errors (quantization errors, noisy UL transmission, etc.).

In the following sections, we will be using the channel observation given in (1) as the channel estimate available at the BS. The covariance matrix of \mathbf{y}_k is given by

$$\mathbf{C}_{\mathbf{y}_k} = \mathbf{\Phi}^H \mathbf{C}_k \mathbf{\Phi} + \sigma_n^2 \mathbf{I}_{T_{\text{dl}}} \quad (2)$$

assuming the independence of \mathbf{h}_k and \mathbf{n}_k .

Considering the DL data transmission, the received signal at user k is given by

$$r_k = \mathbf{h}_k^H \mathbf{x} + v_k \quad (3)$$

where \mathbf{x} denotes the precoded transmit vector which must satisfy the average transmit power constraint

$$\mathbb{E}[\mathbf{x}^H \mathbf{x}] \leq P_{\text{dl}} \quad (4)$$

and $v_k \sim \mathcal{N}_{\mathbb{C}}(0, 1)$ is the zero-mean unit-variance additive Gaussian noise at the user side.

Further, we assume that one-layer rate splitting (RS) is implemented and our system model is

similar to the one depicted in [13, Fig. 1.]. The BS aims to send K independent messages to the K single-antenna users. The message intended for each user is divided into a common and a private part. The common parts of all users' messages are packed into a super message that is, the common message. The resulting $K + 1$ messages, i.e., the common message and the K private messages, are encoded independently into the symbols $s_c, s_{p,1}, \dots, s_{p,K}$, such that $s_{c,i} = s_c$ for all users $i = 1, \dots, K$. At the receiver side, we assume that successive interference cancellation (SIC) is implemented. Each user decodes firstly the common message, then subtracts the common message from the received signal through SIC and then decodes its own private message. In order for the users to perfectly decode the common message, the common rate R_c should not exceed the minimum common rate among all users, i.e., $R_c = \min_k R_{c,k}$.

Denoting by $\mathbf{p}_{c,i}$ and $\mathbf{p}_{p,i}$ respectively the common and private precoders for user i , the transmit vector \mathbf{x} reads as

$$\mathbf{x} = \sum_{i=1}^K \mathbf{p}_{c,i} s_{c,i} + \sum_{i=1}^K \mathbf{p}_{p,i} s_{p,i} = s_c \underbrace{\sum_{i=1}^K \mathbf{p}_{c,i}}_{\mathbf{p}_c} + \sum_{i=1}^K \mathbf{p}_{p,i} s_{p,i} \quad (5)$$

where $s_c \sim \mathcal{N}_{\mathbb{C}}(0, 1)$ and $s_{p,i} \sim \mathcal{N}_{\mathbb{C}}(0, 1), i = 1, \dots, K$.

From (5), it can be seen that a single common precoder \mathbf{p}_c has to be designed as a superposition of the individual common precoders.

Our aim is to design the common precoder $\mathbf{p}_{c,k}$ and the private precoder \mathbf{p}_k for some user k in the following form

$$\mathbf{p}_{c,k} = \mathbf{A}_{c,k} \mathbf{y}_k, \quad (6)$$

$$\mathbf{p}_{p,k} = \mathbf{A}_{p,k} \mathbf{y}_k. \quad (7)$$

The common precoder \mathbf{p}_c is therefore given by

$$\mathbf{p}_c = \sum_{i=1}^K \mathbf{A}_{c,i} \mathbf{y}_i \quad (8)$$

$$\mathbf{p}_c = \mathbf{A}_c \mathbf{y} \quad (9)$$

where the \mathbf{y}_k are defined in (1) and $\mathbf{A}_{p,k}$ and $\mathbf{A}_{c,k}$ in (6) and (8), respectively are deterministic transformation matrices which depend solely on the channel second-order statistics and on the training matrix Φ .

In (9), we introduced the common transformation matrix \mathbf{A}_c and the vector \mathbf{y} of all users' channel observations, i.e.,

$$\mathbf{A}_c = [\mathbf{A}_{c,1}, \mathbf{A}_{c,2}, \dots, \mathbf{A}_{c,K}] \quad (10)$$

$$\mathbf{y} = [\mathbf{y}_1^T, \mathbf{y}_2^T, \dots, \mathbf{y}_K^T]^T \quad (11)$$

respectively.

We refer to the precoders defined in (6) and (7) by bilinear precoders. We use this term because the received signal r_k at user k [cf. (3)] is not only linear in the data signal $s_{p,k}$, but also in the channel observation vector \mathbf{y}_k [cf. (1)].

Inserting the expressions of the precoders (7) and (9) into (4), we obtain

$$\begin{aligned} \mathbb{E}[\mathbf{x}^H \mathbf{x}] &= \mathbb{E}[\mathbf{p}_c^H \mathbf{p}_c] + \sum_{i=1}^K \mathbb{E}[\mathbf{p}_{p,i}^H \mathbf{p}_{p,i}] \\ &= \text{tr}(\mathbf{A}_c \mathbf{C}_y \mathbf{A}_c^H) + \sum_{i=1}^K \text{tr}(\mathbf{A}_{p,i} \mathbf{C}_{y_i} \mathbf{A}_{p,i}^H) \\ &\leq P_{\text{dl}} \end{aligned} \quad (12)$$

where we introduced \mathbf{C}_y in the fourth line, which denotes the covariance matrix of \mathbf{y} given by

$$\mathbf{C}_y = \text{blkdiag}(\mathbf{C}_{y_1}, \mathbf{C}_{y_2}, \dots, \mathbf{C}_{y_K}) \quad (13)$$

and \mathbf{C}_{y_k} is defined in (2).

The block-diagonal structure of \mathbf{C}_y follows from the independence of the users' channel observations.

Now let α_c denote the power fraction allocated to the common stream transmission. Hence the power constraint in (12) can be reformulated as the combination of the following two constraints

$$\text{tr}(\mathbf{A}_c \mathbf{C}_y \mathbf{A}_c^H) \leq \alpha_c P_{\text{dl}} \quad (14)$$

$$\sum_{i=1}^K \text{tr}(\mathbf{A}_{p,i} \mathbf{C}_{y_i} \mathbf{A}_{p,i}^H) \leq (1 - \alpha_c) P_{\text{dl}}. \quad (15)$$

III. PROBLEM FORMULATION

Throughout this work, our goal is to optimize the sum rate with respect to the deterministic transformations \mathbf{A}_c and $\mathbf{A}_{p,k}$, $\forall k$ introduced in the previous section. Note that since these transformations only depend on the channel covariance matrices, the considered optimization

problem has to be only run, whenever the channel covariance matrices change, which happens less frequently than the channel itself.

Due to the imperfect channel state information at the transmitter side, no closed-form expression can be found for the achievable rate of some user. Here, the achievable rate is referred to as the ergodic achievable rate, where coding is performed over several channel states assuming that the channel is a stationary ergodic process.

Since we are dealing with two kinds of messages (common and private) in the rate splitting setup, we differentiate between the common rate $R_{c,k}$ and the private rate $R_{p,k}$ for each user k . Those are given by

$$R_{c,k} = I(r_{c,k}; s_c), \quad R_{p,k} = I(r_{p,k}; s_{p,k}) \quad (16)$$

where $r_{c,k}$ denotes the received signal for the common message at user k and is given by

$$\begin{aligned} r_{c,k} &= \mathbf{h}_k^H \mathbf{p}_c s_c + \sum_{i=1}^K \mathbf{h}_k^H \mathbf{p}_{p,i} s_{p,i} + v_k, \\ &= b_{c,k} s_c + \sum_{i=1}^K b_{p,k,i} s_{p,i} + v_k. \end{aligned} \quad (17)$$

Here, the scalars $b_{c,k}$ and $b_{p,k,i}$ are the effective channels after applying the common and the private precoders, respectively.

The received signal for the private message $r_{p,k}$ is obtained after performing SIC and removing the common part

$$\begin{aligned} r_{p,k} &= \mathbf{h}_k^H \mathbf{p}_{p,k} s_{p,k} + \sum_{\substack{i=1, \\ i \neq k}}^K \mathbf{h}_k^H \mathbf{p}_{p,i} s_{p,i} + v_k, \\ &= b_{p,k,k} s_{p,k} + \sum_{\substack{i=1, \\ i \neq k}}^K b_{p,k,i} s_{p,i} + v_k. \end{aligned} \quad (18)$$

In order to be able to perform SIC, it is assumed that the users dispose estimates of the effective channel coefficients. This can be achieved by sending beamformed dedicated pilot symbols in the DL.

Since no closed-form expression can be found for the mutual information under the assumption of an imperfect CSI, it is very common to consider a lower bound on the mutual information. One widely used lower bound in the MaMIMO literature is the so-called hardening bound, which first appeared in [14] and was then also investigated in [15] and [16].

For this lower bound, it is assumed that means $\hat{b}_{c,k}$ $\hat{b}_{k,i}$ of the effective channels are available at

the transmitter. Since we assume that no side information about the channel is given [there is no conditioning in the mutual information expressions in (16)], those means are simply given by

$$\hat{b}_{c,k} = \mathbb{E}[b_{c,k}], \quad \hat{b}_{k,i} = \mathbb{E}[b_{p,k,i}]. \quad (19)$$

Therefore, $\hat{b}_{c,k}$ and $\hat{b}_{k,i}$ can be considered to be deterministic. This is usually referred to as the channel hardening effect.

The effective channels can be written as follows

$$b_{c,k} = \hat{b}_{c,k} + \tilde{b}_{c,k}, \quad b_{p,k,i} = \hat{b}_{k,i} + \tilde{b}_{k,i} \quad (20)$$

with the zero-mean random parts $\tilde{b}_{c,k}$ and $\tilde{b}_{k,i}$.

Hence, the two portions of the received signal read as

$$\begin{aligned} r_{c,k} &= \hat{b}_{c,k} s_c + \tilde{b}_{c,k} s_c + \underbrace{\sum_{i=1}^K b_{p,k,i} s_{p,i}}_{\eta_{c,k}} + v_k \\ r_{p,k} &= \hat{b}_{k,k} s_{p,k} + \tilde{b}_{k,k} s_{p,k} + \underbrace{\sum_{\substack{i=1 \\ i \neq k}}^K b_{p,k,i} s_{p,i}}_{\eta_{p,k}} + v_k. \end{aligned} \quad (21)$$

Note that the expression for $r_{p,k}$ is based on the assumption that the receiver is able to perform perfect SIC.

The lower bound is essentially based on treating the effective noise terms $\eta_{c,k}$ and $\eta_{p,k}$ constituted by the interference and noise as a Gaussian uncorrelated additive noise, which corresponds to the worst-noise case. The lower bound for the common and private rates is rigorously derived in several works (e.g., [17]) and is, for our setup, given by

$$\begin{aligned} I(r_{c,k}; s_c) &\geq R_{c,k}^{\text{LB}} = \log_2(1 + \gamma_{c,k}) \\ I(r_{p,k}; s_{p,k}) &\geq R_{p,k}^{\text{LB}} = \log_2(1 + \gamma_{p,k}) \end{aligned} \quad (22)$$

where $\gamma_{c,k}$ and $\gamma_{p,k}$ denote, respectively, the common and private signal-to-interference-and-noise-ratios (SINRs) of user k and are given by (see [14])

$$\begin{aligned} \gamma_{c,k} &= \frac{|\hat{b}_{c,k}|^2}{\text{var}(\eta_{c,k})} = \frac{|\mathbb{E}[\mathbf{h}_k^H \mathbf{p}_c]|^2}{\text{var}(\mathbf{h}_k^H \mathbf{p}_c) + \sum_{i=1}^K \mathbb{E}[|\mathbf{h}_k^H \mathbf{p}_{p,i}|^2] + 1} \\ \gamma_{p,k} &= \frac{|\hat{b}_{k,k}|^2}{\text{var}(\eta_{p,k})} = \frac{|\mathbb{E}[\mathbf{h}_k^H \mathbf{p}_{p,k}]|^2}{\text{var}(\mathbf{h}_k^H \mathbf{p}_{p,k}) + \sum_{\substack{i=1 \\ i \neq k}}^K \mathbb{E}[|\mathbf{h}_k^H \mathbf{p}_{p,i}|^2] + 1}. \end{aligned} \quad (23)$$

We note that, if the variance of the effective channels is not negligible compared to their mean, the lower bound becomes self-interfering and is not accurate anymore.

Furthermore, considering side information about the channel in the form of observations would lead to a tighter lower bound on the mutual information, which, however, does not allow for convenient analysis and computation of the expectation terms, as in the case of the hardening lower bound when we apply the bilinear approach. Numerical results presented in a later section demonstrate that optimizing with respect to this lower bound is beneficial for the actual achievable rate.

After inserting the expressions for the bilinear precoders [see [5] and [7]] in (23), we obtain the following common and private SINRs of user k

$$\gamma_{c,k} = \frac{|z_k^H \mathbf{a}_c|^2}{\mathbf{a}_c^H \mathbf{Z}_k \mathbf{a}_c + \sum_{i=1}^K \mathbf{a}_{p,i}^H \mathbf{Q}_{i,k} \mathbf{a}_{p,i} + 1} \quad (24)$$

$$\gamma_{p,k} = \frac{|\mathbf{q}_k^H \mathbf{a}_{p,k}|^2}{\sum_{i=1}^K \mathbf{a}_{p,i}^H \mathbf{Q}_{i,k} \mathbf{a}_{p,i} + 1} \quad (25)$$

A detailed derivation of both closed-form expressions is presented in Appendix A.

The sum rate optimization problem under the transmit power constraints can now be formulated as follows

$$\begin{aligned} \max_{\substack{\alpha_c \in [0,1] \\ R_c, \mathbf{p}_c, \mathbf{p}_{p,1}, \dots, \mathbf{p}_{p,K}}} R_c + \sum_{k=1}^K R_{p,k}^{\text{LB}} \quad \text{s.t.} \quad R_c \leq R_{c,k}^{\text{LB}}, \forall k \\ \sum_{k=1}^K \mathbb{E}[\|\mathbf{p}_{p,k}\|^2] \leq (1 - \alpha_c) P_{\text{dl}} \\ \mathbb{E}[\|\mathbf{p}_c\|^2] \leq \alpha_c P_{\text{dl}}, \end{aligned} \quad (26)$$

where the first constraint ensures that the common message is decoded by all users.

The optimization problem in (26) is non-convex and hence intractable. Thus, we try to solve the problem suboptimally via an alternating approach, where we optimize with respect to one variable and fix the remaining ones, as proposed in [18].

- (I) First, assuming a fixed power fraction α_c and some common precoder \mathbf{p}_c , we formulate the private rate optimization problem

$$\max_{\mathbf{p}_{p,1}, \dots, \mathbf{p}_{p,K}} \sum_{k=1}^K R_{p,k}^{\text{LB}} \quad \text{s.t.} \quad \sum_{k=1}^K \mathbb{E}[\|\mathbf{p}_{p,k}\|^2] \leq (1 - \alpha_c) P_{\text{dl}} \quad (27)$$

Here, we implicitly assume that the private precoder optimization does not affect the common rate, which is of course not the case in reality, since the common SINR depends on the private precoders as well, but this assumption eases the solving procedure by decoupling the private and common rate optimization.

- (II) Now for fixed private precoders and some given power fraction α_c , we recast the common precoder optimization problem as a max-min beamforming problem

$$\max_{\mathbf{p}_c} \min_k R_{c,k}^{\text{LB}} \quad \text{s.t.} \quad \mathbb{E}[\|\mathbf{p}_c\|^2] \leq \alpha_c P_{\text{dl}}. \quad (28)$$

Since the rate expression $R_{c,k}^{\text{LB}}$ is monotonically increasing in $\gamma_{c,k}$, we can reformulate (28) as a max-min problem of the common SINR

$$\max_{\mathbf{p}_c} \min_k \gamma_{c,k} \quad \text{s.t.} \quad \mathbb{E}[\|\mathbf{p}_c\|^2] \leq \alpha_c P_{\text{dl}}. \quad (29)$$

- (III) We are now left with the optimization over the power fraction α_c that is allocated to the common stream transmission. To this end, we use the golden section method [19] that returns the scalar α_c that maximizes the overall rate. How the method is applied will be explained in the following section.

IV. SOLUTION APPROACH

A. (I) Private Precoder Optimization

Before we proceed to the solution approach for the private precoder optimization problem, we rewrite (27) as a function of $\mathbf{a}_p = [\mathbf{a}_{p,1}^T, \dots, \mathbf{a}_{p,K}^T]^T$ containing the vectorized forms of the transformation matrices $\mathbf{A}_{p,1}, \dots, \mathbf{A}_{p,K}$ of the private precoders [see [7]]

$$\max_{\mathbf{a}_p} \sum_{k=1}^K \log_2(1 + \gamma_{p,k}) \quad \text{s.t.} \quad \mathbf{a}_p^H \mathbf{F}_p \mathbf{a}_p \leq (1 - \alpha_c) P_{\text{dl}} \quad (30)$$

where we used the reformulation of the power constraint in (15) and applied the identities in (81) which resulted into the following expression

$$\sum_{i=1}^K \mathbf{a}_{p,i}^H \mathbf{F}_{p,i} \mathbf{a}_{p,i} \leq (1 - \alpha_c) P_{\text{dl}}. \quad (31)$$

The matrices $\mathbf{F}_{p,i}$ and the matrix \mathbf{F}_p are given by

$$\mathbf{F}_{p,i} = \mathbf{C}_{\mathbf{y}_i}^T \otimes \mathbf{I}_M \quad (32)$$

$$\mathbf{F} = \text{blkdiag}(\mathbf{F}_{p,1}, \mathbf{F}_{p,2}, \dots, \mathbf{F}_{p,K}). \quad (33)$$

Due to the sum of the logarithms and the dependence of the private SINR of each user on the transformation matrices of all users, the optimization problem in (30) is non-convex and therefore intractable. To address this challenge, we proceed to decouple the optimization variables in the objective function and split (30) into several subproblems, that are much easier to solve. To this end, we employ the Lagrangian dual transform proposed in [20] and used in [21].

The first step of this transform is to introduce a vector of slack variables $\boldsymbol{\alpha} = [\alpha_1, \dots, \alpha_K]$ and formulate a new objective function for the private precoder optimization as

$$f_{1a}(\mathbf{a}_p, \boldsymbol{\alpha}) = \sum_{k=1}^K \log_2(1 + \alpha_k) - \sum_{k=1}^K \alpha_k + \sum_{k=1}^K \frac{(1 + \alpha_k)\gamma_{p,k}}{1 + \gamma_{p,k}}. \quad (34)$$

In this formulation of the objective function, the private SINR $\gamma_{p,k}$ lies outside of the logarithm function, which eases the optimization with respect to the transformations $\mathbf{a}_{p,k}$ as we shall see in the upcoming steps.

One further observation is that for fixed \mathbf{a} , the optimal α_k is given by

$$\alpha_k^{\text{opt}} = \gamma_{p,k}. \quad (35)$$

If we now fix α_k , optimizing over \mathbf{a}_p reduces to maximizing the third term of (34) while taking into account the transmit power constraint. The optimization problem therefore reads as

$$\max_{\mathbf{a}_p} f_2(\mathbf{a}_p) \quad \text{s.t.} \quad \mathbf{a}_p^H \mathbf{F}_p \mathbf{a}_p \leq (1 - \alpha_c) P_{\text{dl}} \quad (36)$$

where the objective function is given by

$$\begin{aligned} f_2(\mathbf{a}_p) &= \sum_{k=1}^K \frac{(1 + \alpha_k)\gamma_{p,k}}{1 + \gamma_{p,k}} \\ &= \sum_{k=1}^K \frac{(1 + \alpha_k) |\mathbf{q}_k^H \mathbf{a}_{p,k}|^2}{1 + \sum_{i=1}^K \mathbf{a}_{p,i}^H \mathbf{Q}_{i,k} \mathbf{a}_{p,i} + |\mathbf{q}_k^H \mathbf{a}_k|^2}. \end{aligned} \quad (37)$$

We obtain therefore a multi-ratio fractional program, to which we apply the quadratic transform as proposed in [20]. This transform allows to decouple the numerators and denominators of the individual fractions while guaranteeing the equivalence of the transformed problem to the original one.

In order to apply the quadratic transform, we need to introduce an auxiliary variable β_k for each of the K ratios in (37). We now formulate the following optimization problem

$$\max_{\mathbf{a}_p, \boldsymbol{\beta}} f_{2a}(\mathbf{a}_p, \boldsymbol{\beta}) \quad \text{s.t.} \quad \mathbf{a}_p^H \mathbf{F}_p \mathbf{a}_p \leq (1 - \alpha_c) P_{\text{dl}} \quad (38)$$

where $\boldsymbol{\beta} = [\beta_1, \beta_2, \dots, \beta_K]$ and the objective function f_{2a} is given by

$$f_{2a}(\mathbf{a}_p, \boldsymbol{\beta}) = \sum_{k=1}^K 2\sqrt{1 + \alpha_k} \Re\{\beta_k^* \mathbf{q}_k^H \mathbf{a}_{p,k}\} - \sum_{k=1}^K |\beta_k|^2 \left(|\mathbf{q}_k^H \mathbf{a}_{p,k}|^2 + \sum_{i=1}^K \mathbf{a}_{p,i}^H \mathbf{Q}_{i,k} \mathbf{a}_{p,i} + 1 \right). \quad (39)$$

The quadratic transform guarantees that solving (38) for $\boldsymbol{\beta}$ and \mathbf{a}_p is equivalent to solving (36).

The optimization problem in (38) is convex in each of the variables $\boldsymbol{\beta}$ and \mathbf{a}_p , when the other one is fixed. A straightforward solution approach is to alternatively solve for one of the variables while maintaining the other one constant until convergence of the objective is reached.

Starting by fixing \mathbf{a}_p , the optimal k th element in $\boldsymbol{\beta}$ that maximizes the objective in (38) results from setting the derivative of f_{2a} with respect to β_k to zero (the power constraint is independent of the auxiliary variable β_k)

$$\frac{\partial f_{2a}}{\partial \beta_k^*} = \sqrt{1 + \alpha_k} \mathbf{q}_k^H \mathbf{a}_{p,k} - \beta_k \left(1 + \sum_{i=1}^K \mathbf{a}_{p,i}^H \mathbf{Q}_{i,k} \mathbf{a}_{p,i} + |\mathbf{q}_k^H \mathbf{a}_{p,k}|^2 \right) \stackrel{!}{=} 0. \quad (40)$$

The optimal β_k^{opt} is therefore given by

$$\beta_k^{\text{opt}} = \frac{\sqrt{1 + \alpha_k} \bar{\mathbf{c}}_k^H \mathbf{a}_{p,k}}{1 + \sum_{i=1}^K \mathbf{a}_{p,i}^H \mathbf{Q}_{i,k} \mathbf{a}_{p,i} + |\mathbf{q}_k^H \mathbf{a}_{p,k}|^2}. \quad (41)$$

The second step is to fix $\boldsymbol{\beta}$ and solve for the transformations $\mathbf{a}_{p,k}$. In this case, (38) is convex in $\mathbf{a}_{p,k}$ and the Karush-Kuhn-Tucker (KKT) conditions are not only necessary but also sufficient for global optimality.

To state the dual feasibility condition, we first need to formulate the Lagrangian function corresponding to (38) (which gives rise to the name "Lagrangian dual transform" mentioned in the beginning of this section)

$$\begin{aligned} L(\mathbf{a}_p, \boldsymbol{\beta}, \lambda) &= f_{2a} + \lambda \left((1 - \alpha_c) P_{\text{dl}} - \mathbf{a}_p^H \mathbf{F}_p \mathbf{a}_p \right) \\ &= \sum_{k=1}^K 2\sqrt{1 + \alpha_k} \Re\{\beta_k^* \mathbf{q}_k^H \mathbf{a}_{p,k}\} - \sum_{k=1}^K |\beta_k|^2 \left(|\mathbf{q}_k^H \mathbf{a}_{p,k}|^2 + \sum_{i=1}^K \mathbf{a}_{p,i}^H \mathbf{Q}_{i,k} \mathbf{a}_{p,i} + 1 \right) \\ &\quad + \lambda \left((1 - \alpha_c) P_{\text{dl}} - \sum_{i=1}^K \mathbf{a}_{p,i}^H \mathbf{F}_{p,i} \mathbf{a}_{p,i} \right) \end{aligned} \quad (42)$$

where $\lambda \geq 0$ denotes the Lagrangian multiplier associated to the transmit power constraint.

The dual feasibility condition is hence obtained, by taking the derivative of $L(\mathbf{a}_p, \boldsymbol{\beta}, \lambda)$ with respect to $\mathbf{a}_{p,k}$ and setting it to zero, which yields

$$\mathbf{a}_{p,k}(\lambda) = \sqrt{1 + \alpha_k} \beta_k \left(|\beta_k|^2 \mathbf{q}_k \mathbf{q}_k^H + \sum_{i=1}^K |\beta_i|^2 \mathbf{Q}_{k,i} + \lambda \mathbf{F}_{p,k} \right)^{-1} \mathbf{q}_k. \quad (43)$$

The optimal Lagrangian dual variable λ^{opt} can be obtained via bisection such that the transmit power constraint is fulfilled with a certain accuracy $\epsilon > 0$. Note that $\mathbf{a}_{p,k}(\lambda)$ is monotonically decreasing in λ , therefore the function defining the power constraint $\sum_{i=1}^K \mathbf{a}_{p,i}^H(\lambda) \mathbf{F}_{p,i} \mathbf{a}_{p,i}(\lambda)$ is also monotonically decreasing in λ . Therefore searching for the optimal λ that satisfies the power constraint corresponds to finding the zero of the monotonic function $\sum_{i=1}^K \mathbf{a}_{p,i}^H(\lambda) \mathbf{F}_{p,i} \mathbf{a}_{p,i}(\lambda) - (1 - \alpha_c)P_{\text{dl}}$ [22].

The solution approach of the private precoder optimization problem can now be summarized as follows:

Algorithm 1 Private Precoder Optimization Algorithm

- 1: **Initialize:** $\mathbf{a}_p = \frac{\text{vec}(\Phi)}{\|\mathbf{F}_p^{\frac{1}{2}} \text{vec}(\Phi)\|_2}$ with $\mathbf{F}_p = \mathbf{F}_p^{\frac{1}{2},H} \mathbf{F}_p^{\frac{1}{2}}$.
 - 2: Compute α_k and β_k according to (35) and (41)
 - 3: Search for the optimal Lagrangian dual variable λ^{opt} using bisection
 - 4: Update the transformation vectors $\mathbf{a}_{p,k}$ according to (43)
 - 5: Iterate between Steps 2-4 until the objective function $f_{1\alpha}$ converges to a local optimum
-

B. (II) Common Precoder Optimization

To tackle the max-min beamforming problem stated in (29), we apply the quadratic transform introduced in the previous section and propose two approaches to solve the so-obtained optimization problem.

First, we express (29) depending on the common transformation vector \mathbf{a}_c

$$\max_{\mathbf{a}_c} \min_k \gamma_{c,k} \quad \text{s.t.} \quad \mathbf{a}_c^H \mathbf{F}_c \mathbf{a}_c \leq \alpha_c P_{\text{dl}} \quad (44)$$

where we did similar manipulations of the power constraint in (14) as in the previous section, so that the matrix \mathbf{F}_c is given by

$$\mathbf{F}_c = \mathbf{C}_y^T \otimes \mathbf{I}_{MT_{\text{dl}}}. \quad (45)$$

A common strategy to circumvent the max-min optimization is to introduce a slack variable z such that the minimization with respect to the user index is recast as a constraint and where the

resulting optimization problem is equivalent to the original max-min problem. Introducing the slack variable z yields the following optimization problem

$$\begin{aligned} \max_{\mathbf{a}_c, z} z \quad \text{s.t.} \quad & \mathbf{a}_c^H \mathbf{F}_c \mathbf{a}_c \leq \alpha_c P_{\text{dl}} \\ & \gamma_{c,k} \geq z, \forall k. \end{aligned} \quad (46)$$

Since $\gamma_{c,k}$, the common SINR of the k th user, is a fraction where the numerator and denominator depend on the optimization variable \mathbf{a}_c , we use the quadratic transform in order to decouple the numerator and the denominator.

Defining an auxiliary variable η_k for each of the K common SINRs, where $\boldsymbol{\eta} = [\eta_1, \dots, \eta_K]$, we can reformulate an equivalent optimization problem to (46)

$$\begin{aligned} \max_{\mathbf{a}_c, z, \boldsymbol{\eta}} z \quad \text{s.t.} \quad & \mathbf{a}_c^H \mathbf{F}_c \mathbf{a}_c \leq \alpha_c P_{\text{dl}} \\ & 2\Re\{\eta_k^* \tilde{\mathbf{c}}_k^H \mathbf{a}_c\} - |\eta_k|^2 (\mathbf{a}_c^H \mathbf{Z}_k \mathbf{a}_c + \sigma_k^2) \geq z, \forall k \end{aligned} \quad (47)$$

where we defined $\sigma_k^2 = \sum_{i=1}^K \mathbf{a}_{p,i}^H \mathbf{Q}_{i,k} \mathbf{a}_{p,i} + 1$, which obviously does not depend on the common transformation vector \mathbf{a}_c .

For fixed \mathbf{a}_c , the optimal auxiliary variables η_k^{opt} can be determined by setting the derivative of the right-hand side of the SINR constraint in (47) to zero, which yields the following expression

$$\eta_k^{\text{opt}} = \frac{\tilde{\mathbf{c}}_k^H \mathbf{a}_c}{\mathbf{a}_c^H \mathbf{Z}_k \mathbf{a}_c + \sigma_k^2}. \quad (48)$$

We note that plugging this expression into (47) yields the optimization problem in (46).

If we now fix the auxiliary variables η_k , we end up with a convex optimization problem, which can be solved via CVX [23], a tool for solving convex programs.

Alternatively, we propose an iterative approach inspired from [24], which aims to increase the common SINR in each of its iterations.

Consider again the optimization problem in (47) where the auxiliary variables η_k are kept constant. If we denote by $\ell(n)$ the user with the least common SINR after iteration n , the update rule for the common transformation vector \mathbf{a}_c at iteration $n + 1$ reads as

$$\mathbf{a}_c^{(n+1)} = (1 - u) \mathbf{a}_c^{(n)} + v \mathbf{Z}_{\ell(n)}^{-\frac{1}{2}} \mathbf{a}_c^{(n), \perp} \quad (49)$$

where u denotes the step-size and hence controls how much of memory from the previous update is included in the current update. The length of the step size is adapted during the algorithm, in order to speed the convergence.

The second term in (49) involves different variables. v is complex scalar that we have to tune

together with the vector $\mathbf{a}_c^{(n),\perp}$ in order for the update in (49) to ensure that the minimum common SINR at least does not decrease in step $(n+1)$ compared to step (n) and that the power constraint is satisfied. Applying $\mathbf{Z}_{\ell(n)}^{-\frac{1}{2}}$ (the inverse of the square root matrix of $\mathbf{Z}_k = \mathbf{Z}_{\ell(n)}^{\frac{1}{2},\text{H}} \mathbf{Z}_{\ell(n)}^{\frac{1}{2}}$) to $\mathbf{a}_c^{(n),\perp}$ simplifies the tuning of the parameters v and $\mathbf{a}_c^{(n),\perp}$ as we shall see in the following discussion. For fixed step size u , these two parameters should be chosen such that

- The power constraint $\mathbf{a}_c^{\text{H}} \mathbf{F}_c \mathbf{a}_c \leq \alpha_c P_{\text{dl}}$ is satisfied with equality at iteration $n+1$ for $\mathbf{a}_c = \mathbf{a}_c^{(n+1)}$.

$$\mathbf{a}_c^{(n+1),\text{H}} \mathbf{F}_c \mathbf{a}_c^{(n+1)} \stackrel{!}{=} \alpha_c P_{\text{dl}}$$

$$(1-u)^2 \mathbf{a}_c^{(n),\text{H}} \mathbf{F}_c \mathbf{a}_c^{(n)} + |v|^2 \mathbf{a}_c^{(n),\perp,\text{H}} \mathbf{Z}_{\ell(n)}^{-\frac{1}{2},\text{H}} \mathbf{F}_c \mathbf{Z}_{\ell(n)}^{-\frac{1}{2}} \mathbf{a}_c^{(n),\perp} + 2(1-u) \Re\{v \mathbf{a}_c^{(n),\text{H}} \mathbf{F}_c \mathbf{Z}_{\ell(n)}^{-\frac{1}{2}} \mathbf{a}_c^{(n),\perp}\} \stackrel{!}{=} \alpha_c P_{\text{dl}}$$

$$(1-u)^2 \alpha_c P_{\text{dl}} + |v|^2 \|\mathbf{F}_c^{\frac{1}{2}} \mathbf{Z}_{\ell(n)}^{-\frac{1}{2}} \mathbf{a}_c^{(n),\perp}\|_2^2 + 2(1-u) \Re\{\beta \mathbf{a}_c^{(n),\text{H}} \mathbf{F}_c \mathbf{Z}_{\ell(n)}^{-\frac{1}{2}} \mathbf{a}_c^{(n),\perp}\} \stackrel{!}{=} \alpha_c P_{\text{dl}}.$$

If we set $\|\mathbf{F}_c^{\frac{1}{2}} \mathbf{Z}_{\ell(n)}^{-\frac{1}{2}} \mathbf{a}_c^{(n),\perp}\|_2^2$ to 1, which corresponds to a normalization of the vector $\mathbf{a}_c^{(n),\perp}$, and $\Re\{\beta \mathbf{a}_c^{(n),\text{H}} \mathbf{F}_c \mathbf{Z}_{\ell(n)}^{-\frac{1}{2}} \mathbf{a}_c^{(n),\perp}\}$ to zero, by imposing the orthogonality constraint

$$\mathbf{a}_c^{(n),\perp} \perp \mathbf{Z}_{\ell(n)}^{-\frac{1}{2},\text{H}} \mathbf{F}_c^{\text{H}} \mathbf{a}_c^{(n)}, \quad (50)$$

the magnitude of v is given by

$$|v| = \sqrt{\alpha_c P_{\text{dl}} (2u - u^2)}. \quad (51)$$

- The left-hand-side of the SINR constraint in (47) is maximized. When inserting the update in (49), the latter is given by

$$2\Re\{\eta_{\ell(n)}^* \tilde{\mathbf{c}}_{\ell(n)}^{\text{H}} \mathbf{a}_c^{(n+1)}\} - |\eta_{\ell(n)}|^2 (\mathbf{a}_c^{(n+1),\text{H}} \mathbf{Z}_{\ell(n)} \mathbf{a}_c^{(n+1)} + \sigma_{\ell(n)}^2) \quad (52)$$

$$= 2(1-u) \Re\{\eta_{\ell(n)}^* \tilde{\mathbf{c}}_{\ell(n)}^{\text{H}} \mathbf{a}_c^{(n)}\} - |\eta_{\ell(n)}|^2 ((1-u)^2 \mathbf{a}_c^{(n),\text{H}} \mathbf{Z}_{\ell(n)} \mathbf{a}_c^{(n)} + \sigma_{\ell(n)}^2) - |\eta_{\ell(n)}|^2 |v|^2 \mathbf{a}_c^{(n),\perp,\text{H}} \mathbf{Z}_{\ell(n)}^{-\frac{1}{2},\text{H}} \mathbf{Z}_{\ell(n)} \mathbf{a}_c^{(n),\perp} \quad (53)$$

$$+ 2|v| \Re\left\{e^{j\angle v} \left(\eta_{\ell(n)}^* \tilde{\mathbf{c}}_{\ell(n)}^{\text{H}} \mathbf{Z}_{\ell(n)}^{-\frac{1}{2}} - |\eta_{\ell(n)}|^2 (1-u) \mathbf{a}_c^{(n),\text{H}} \mathbf{Z}_{\ell(n)}^{\frac{1}{2},\text{H}}\right) \mathbf{a}_c^{(n),\perp}\right\} \quad (54)$$

where we used for the last term (54) that $v = |v|e^{j\angle v}$.

The first two terms in (53) depend only on $\mathbf{a}_c^{(n)}$, the common transformation vector from iteration n and are therefore not taken into account when maximizing the whole expression.

Due to the transformation applied to $\mathbf{a}_c^{(n),\perp}$ via the matrix $\mathbf{Z}_{\ell(n)}^{-\frac{1}{2}}$, we can see that the third term in (53) simplifies to $|\eta_{\ell(n)}|^2 \|\mathbf{a}_c^{(n),\perp}\|_2^2$. Since the norm of $\mathbf{a}_c^{(n),\perp}$ is already fixed by the transmit power constraint, the only term we have to maximize is the one given by (54). Here,

the maximization is done with respect to $\mathbf{a}_c^{(n),\perp}$ and $\angle v$, the phase of v (the magnitude is already fixed due to the power constraint, cf. (51)).

For fixed $\mathbf{a}_c^{(n),\perp}$, $\angle v$ is chosen such that the real part in (54) is maximized

$$\angle v = -\angle \left(\left(\eta_{\ell(n)}^* \tilde{\mathbf{c}}_{\ell(n)}^H \mathbf{Z}_{\ell(n)}^{-\frac{1}{2}} - |\eta_{\ell(n)}|^2 (1-u) \mathbf{a}_c^{(n),H} \mathbf{Z}_{\ell(n)}^{\frac{1}{2},H} \right) \mathbf{a}_c^{(n),\perp} \right). \quad (55)$$

With this choice for $\angle v$, the real part in (54) can be written as

$$\left| \left(\eta_{\ell(n)}^* \tilde{\mathbf{c}}_{\ell(n)}^H \mathbf{Z}_{\ell(n)}^{-\frac{1}{2}} - |\eta_{\ell(n)}|^2 (1-u) \mathbf{a}_c^{(n),H} \mathbf{Z}_{\ell(n)}^{\frac{1}{2},H} \right) \mathbf{a}_c^{(n),\perp} \right| \quad (56)$$

which is maximized by choosing $\mathbf{a}_c^{(n),\perp}$ as co-linear as possible to $\eta_{\ell(n)} \mathbf{Z}_{\ell(n)}^{-\frac{1}{2},H} \tilde{\mathbf{c}}_{\ell(n)} - |\eta_{\ell(n)}|^2 (1-u) \mathbf{Z}_{\ell(n)}^{\frac{1}{2}} \mathbf{a}_c^{(n)}$.

Together with the conditions implied by the power constraint, the parameters v and $\mathbf{a}_c^{(n),\perp}$ are given by

$$v = \sqrt{\alpha_c P_{\text{dl}} (2u - u^2)} e^{-j\angle \left(\left(\eta_{\ell(n)}^* \tilde{\mathbf{c}}_{\ell(n)}^H \mathbf{Z}_{\ell(n)}^{-\frac{1}{2}} - |\eta_{\ell(n)}|^2 (1-u) \mathbf{a}_c^{(n),H} \mathbf{Z}_{\ell(n)}^{\frac{1}{2},H} \right) \mathbf{a}_c^{(n),\perp} \right)} \quad (57)$$

$$\mathbf{a}_c^{(n),\perp,\prime} = \mathbf{T}^{(n)} \left(\eta_{\ell(n)} \mathbf{Z}_{\ell(n)}^{-\frac{1}{2},H} \tilde{\mathbf{c}}_{\ell(n)} - |\eta_{\ell(n)}|^2 (1-u) \mathbf{Z}_{\ell(n)}^{\frac{1}{2}} \mathbf{a}_c^{(n)} \right) \quad (58)$$

$$\mathbf{a}_c^{(n),\perp} = \frac{\mathbf{a}_c^{(n),\perp,\prime}}{\|\mathbf{F}_c^{\frac{1}{2}} \mathbf{Z}_{\ell(n)}^{-\frac{1}{2}} \mathbf{a}_c^{(n),\perp,\prime}\|_2} \quad (59)$$

where $\mathbf{T}^{(n)}$ in (58) is the orthogonal projector onto the nullspace of the vector $\mathbf{t}^{(n)} = \mathbf{Z}_{\ell(n)}^{-\frac{1}{2},H} \mathbf{F}_c^H \mathbf{a}_c^{(n)}$ given by

$$\mathbf{T}^{(n)} = \mathbf{I} - \frac{\mathbf{t}^{(n)} \mathbf{t}^{(n),H}}{\|\mathbf{t}^{(n)}\|_2^2}. \quad (60)$$

Suppose that $\ell(n)$ is the user with the least SINR at the beginning of iteration n . Then, we compute the parameters v and $\mathbf{a}_c^{(n),\perp}$ according to (57) and (54), respectively.

Using those parameters, we can find the temporary update $\mathbf{a}_c^{\text{temp}}$ using the current step size. This update might lead to an SINR of some user k smaller than $\gamma_c^{\text{min}} = \gamma_{c,\ell(n)}$. If this is the case, then the update is not successful and the step-size is halved. Otherwise, the latter is increased by a factor of 2 and the update is performed as long as it does not drop the resulting minimum common SINR below γ_c^{min} .

The common precoder optimization via the iterative approach presented above can be summarized in the following algorithm

Algorithm 2 Common Precoder Optimization Algorithm

- 1: **Initialize:** $u = u_{\max}$ and \mathbf{a}_c
 - 2: Compute η_k according to (48)
 - 3: Run the iterative common SINR increasing algorithm presented in Alg. 3
 - 4: Alternate between Step 2 and 3 until convergence is reached
-

Algorithm 3 Common SINR Increasing Algorithm

- 1: **Initialize:** $u = u_{\max}$, $n = 1$
 - 2: **while** $n \leq N_{\max}$ **do**
 - 3: $n = n + 1$
 - 4: $\ell(n) = \arg \min_k \gamma_{c,k}$
 - 5: $\gamma_c^{\min} = \gamma_{c,\ell(n)}$
 - 6: Compute $\mathbf{a}_c^{(n),\perp}$ according to (54)
 - 7: Compute v according to (57)
 - 8: Find $\mathbf{a}_c^{\text{temp}} = (1 - u)\mathbf{a}_c^{(n)} + v\mathbf{a}_c^{(n),\perp}$
 - 9: Calculate temporary minimum common SINR γ_c^{temp}
 - 10: **if** $\gamma_c^{\text{temp}} > \gamma_c^{\min}$ **then**
 - 11: $\mathbf{a}_c^{(n+1)} = \mathbf{a}_c^{\text{temp}}$
 - 12: **if** $u \leq u_{\max}$ **then**
 - 13: $u = 2u$
 - 14: **end if**
 - 15: **else**
 - 16: $u = u/2$
 - 17: **end if**
 - 18: **end while**
-

C. (III) Power Fraction Optimization

In order to find $\alpha_c \in [0, 1]$, the power fraction allocated to the common stream, we use a one-dimensional search approach, known as the golden section method. It consists of finding the maximum/minimum of a certain function over some interval $[a, b]$ by efficiently shrinking the search interval after each step [19].

For our setup, the function of interest is the sum rate $R^{\text{sum}} = R_c + \sum_{k=1}^K R_{p,k}^{\text{LB}}$, i.e., the objective

of (26). The search interval is given by $[a, b] = [0, 1]$ and the method operates as follows. First, two intermediate values α_{c1} and α_{c2} are found according to

$$\alpha_{c1} = a + (1 - g)(b - a) \quad (61)$$

$$\alpha_{c2} = a + g(b - a), \quad (62)$$

where g is the inverse of the golden ratio $\frac{\sqrt{5}+1}{2}$ which gives rise to the name of this method.

Now, for the given α_{c1} and α_{c2} , the two potential values of α_c , we run the private precoder optimization approach described in Sec. IV-A for fixed common precoder. We then proceed with solving the common precoder optimization problem following the approach presented in Sec. IV-B.

We hence obtain two values for the sum rate $R_1^{\text{sum}} = R^{\text{sum}}(\alpha_{c1})$ and $R_2^{\text{sum}} = R^{\text{sum}}(\alpha_{c2})$ corresponding to α_{c1} and α_{c2} .

If $R_1^{\text{sum}} > R_2^{\text{sum}}$, then the search interval is reduced and the new boundaries are given by a and $b = \alpha_{c2}$, otherwise the new interval boundaries are $a = \alpha_{c1}$ and b .

Given the new search interval, we can recompute α_{c1} and α_{c2} according to (62) and then go through the previously described steps until the size of the interval given by $|b - a|$ drops below a certain threshold or the maximum number of iterations is reached.

V. ITERATIVE WEIGHTED MSE APPROACH

To compare the performance of the proposed approach, we briefly present the iterative weighted mean square error (IWMSE) approach proposed in [25].

Let $g_{c,k}$ and $g_{p,k}$ be the equalizing filters for the k th user's common and private message, respectively.

Given the first equations in (17) and in (18), the estimates for the k th user common message and private message denoted respectively by $\hat{s}_{c,k}$ and $\hat{s}_{p,k}$ read as

$$\hat{s}_{c,k} = g_{c,k}r_{c,k} = g_{c,k}\mathbf{h}_k^H\mathbf{p}_c s_c + g_{c,k}\sum_{j=1}^K\mathbf{h}_k^H\mathbf{p}_{p,j}s_{p,j} + g_{c,k}v_k \quad (63)$$

$$\hat{s}_{p,k} = g_{p,k}r_{p,k} = g_{p,k}\sum_{j=1}^K\mathbf{h}_k^H\mathbf{p}_{p,j}s_{p,j} + g_{p,k}v_k \quad (64)$$

The MSEs of the common message and the private message for user k can be written as

$$\varepsilon_{c,k} = \mathbb{E}[|\hat{s}_{c,k} - s_c|^2] = |g_{c,k}|^2 \left(|\mathbf{h}_k^H \mathbf{p}_c|^2 + \sum_{j=1}^K |\mathbf{h}_k^H \mathbf{p}_j|^2 + 1 \right) + 1 - 2\Re\{g_{c,k}^* \mathbf{p}_c^H \mathbf{h}_k\} \quad (65)$$

$$\varepsilon_{p,k} = \mathbb{E}[|\hat{s}_{p,k} - s_k|^2] = |g_{p,k}|^2 \left(\sum_{j=1}^K |\mathbf{h}_k^H \mathbf{p}_{p,j}|^2 + 1 \right) + 1 - 2\Re\{g_{p,k}^* \mathbf{p}_{p,k}^H \mathbf{h}_k\}. \quad (66)$$

Minimizing the MSEs with respect to the equalizing filters $g_{c,k}$ and $g_{p,k}$, yields the MMSE optimal filters

$$g_{c,k}^{\text{MMSE}} = \frac{\mathbf{p}_c^H \mathbf{h}_k}{T_{c,k}}, \quad g_{p,k}^{\text{MMSE}} = \frac{\mathbf{p}_{p,k}^H \mathbf{h}_k}{T_{p,k}}, \quad (67)$$

where $T_{c,k} = |\mathbf{h}_k^H \mathbf{p}_c|^2 + \sum_{j=1}^K |\mathbf{h}_k^H \mathbf{p}_{p,j}|^2 + 1$ and $T_{p,k} = \sum_{j=1}^K |\mathbf{h}_k^H \mathbf{p}_{p,j}|^2 + 1$.

Applying the MMSE equalizing filters from (67) yields the following MMSE expressions, which are closely related to the instantaneous common and private SINRs

$$\varepsilon_{c,k}^{\text{MMSE}} = 1 - \frac{|\mathbf{h}_k^H \mathbf{p}_c|^2}{T_{c,k}} = \frac{1}{1 + \gamma_{c,k}^{\text{inst}}}, \quad \varepsilon_{p,k}^{\text{MMSE}} = 1 - \frac{|\mathbf{h}_k^H \mathbf{p}_{p,k}|^2}{T_k} = \frac{1}{1 + \gamma_{p,k}^{\text{inst}}} \quad (68)$$

Now, introducing the common and private weights $u_{c,k}$ and $u_{p,k}$, we consider the augmented weighted MSEs

$$\begin{aligned} \xi_{c,k} &= u_{c,k} \varepsilon_{c,k} - \log_2(u_{c,k}), \\ \xi_{p,k} &= u_{p,k} \varepsilon_{p,k} - \log_2(u_{p,k}). \end{aligned} \quad (69)$$

When the MSEs are fixed, the optimal weights that minimize $\xi_{c,k}$ and $\xi_{p,k}$ are given by $u_{c,k}^* = 1/\varepsilon_{c,k}$ and $u_{p,k}^* = 1/\varepsilon_{p,k}$.

Note that by inserting these expressions into (69) and applying the MMSE equalizing filters yields the following augmented weighted MMSEs

$$\xi_{c,k}^{\text{MMSE}} = 1 - R_{c,k}^{\text{inst}}, \quad \xi_{p,k}^{\text{MMSE}} = 1 - R_{p,k}^{\text{inst}} \quad (70)$$

where $R_{c,k}^{\text{inst}}$ and $R_{p,k}^{\text{inst}}$ are the common and private rates of user k given respectively by $R_{c,k}^{\text{inst}} = \log_2(1 + \gamma_{c,k}^{\text{inst}})$ and $R_{p,k}^{\text{inst}} = \log_2(1 + \gamma_{p,k}^{\text{inst}})$.

We can now formulate the optimization problem based on the augmented weighted MSEs, when the equalizing filters and the weights are fixed as follows

$$\begin{aligned} \min_{\substack{\xi_c, \mathbf{p}_c \\ \mathbf{p}_{p,1}, \dots, \mathbf{p}_{p,K}}} \quad & \xi_c + \sum_{k=1}^K \xi_k(g_{p,k}^{\text{MMSE}}, u_{p,k}^{\text{MMSE}}) \\ \text{s.t.} \quad & \xi_c \geq \xi_{c,k}(g_{c,k}^{\text{MMSE}}, u_{c,k}^{\text{MMSE}}), \forall k \\ & \|\mathbf{p}_c\|^2 + \sum_{k=1}^K \|\mathbf{p}_{p,k}\|^2 \leq P_{\text{dl}} \end{aligned} \quad (71)$$

Note that the optimization problem in (71) exhibits the same structure as the sum rate maximization problem stated in (26). The main difference lies into the fact, that (71) has to be solved in every channel coherence interval, since the optimization variables depend on the instantaneous channel knowledge. This also gives rise to the instantaneous power constraint. Additionally, the allocation of the power among the common and private stream transmission is performed implicitly, i.e., there is no explicit optimization over the common power fraction as in (26).

To compute the MSE minimizing equalizing filters $g_{c,k}^{\text{MMSE}}$ and g_k^{MMSE} and the weights $u_{c,k}^{\text{MMSE}} = 1/\varepsilon_{c,k}^{\text{MMSE}}$ and $u_k^{\text{MMSE}} = 1/\varepsilon_k^{\text{MMSE}}$, we use the MMSE channel estimate $\hat{\mathbf{h}}_k^{\text{MMSE}}$ that we obtain from the channel observation \mathbf{y}_k . This is given by

$$\hat{\mathbf{h}}_k^{\text{MMSE}} = \mathbf{C}_k \Phi (\Phi^H \mathbf{C}_k \Phi + \sigma_n^2 \mathbf{I}_{T_{\text{dl}}})^{-1} \mathbf{y}_k$$

To tackle the augmented weighted MMSE problem in (71), we again use the quadratic transform applied to fractional programming problems. The fractions are found inside the MMSE expressions (cf. (68)). By defining the auxiliary variables $w_{c,k}$ and $w_{p,k}$ associated with the each of the fractions inside the common and private MMSE expressions as follows

$$w_{c,k} = \frac{\mathbf{h}_k^H \mathbf{p}_c}{T_{c,k}}, \quad w_{p,k} = \frac{\mathbf{h}_k^H \mathbf{p}_{p,k}}{T_{p,k}}, \quad (72)$$

we can now reformulate the equivalent optimization problem to (71) using the quadratic transform

$$\begin{aligned} \min_{\xi_c, \mathbf{P}} \quad & \xi_c + \sum_{k=1}^K u_{p,k}^{\text{MMSE}} (1 - 2\Re\{w_{p,k}^* \mathbf{h}_k^H \mathbf{p}_{p,k}\} + |w_{p,k}|^2 T_{p,k}) - \log_2(u_{p,k}^{\text{MMSE}}) \\ \text{s.t.} \quad & \xi_c \geq u_{c,k}^{\text{MMSE}} (1 - 2\Re\{w_{c,k}^* \mathbf{h}_k^H \mathbf{p}_c\} + |w_{c,k}|^2 T_{c,k}) - \log_2(u_{c,k}^{\text{MMSE}}), \forall k \\ & \text{tr}(\mathbf{P}\mathbf{P}^H) \leq P_{\text{dl}} \end{aligned} \quad (73)$$

where we defined the precoding matrix $\mathbf{P} = [\mathbf{p}_c, \mathbf{p}_{p,1}, \dots, \mathbf{p}_{p,K}]$.

The optimization problem in (73) is convex in ξ_c and \mathbf{P} and can therefore be solved using the CVX solver. Here, again, we need to alternate between solving (73) for fixed auxiliary variables and updating those according to (72).

The whole approach can be summarized in the following steps

Step 1: Initialize the precoders, for example based on the MMSE channel estimates and some power fraction α_c .

Step 2: Compute the MMSEs $\varepsilon_{c,k}^{\text{MMSE}}$ and $\varepsilon_{p,k}^{\text{MMSE}}$ the weights $u_{c,k}^{\text{MMSE}}$ and $u_{p,k}^{\text{MMSE}}$.

Step 3: Compute the auxiliary variables according to (72).

Step 4: Solve the optimization problem in (73) via CVX.

Step 5: Alternate between steps 2-4 until convergence.

VI. NUMERICAL RESULTS

We consider the 3GPP spatial channel model and specifically the urban microcell environment [26]. The BS equipped with $M = 64$ antennas serves $K = 5$ users distributed inside the cell with radius 250 m. The channels are non-line-of-sight (NLOS) and sampled from the Gaussian distribution with zero mean and covariance matrix generated according to the multi-path channel model. Assuming $N_{\text{path}} = 6$ main clusters and $N_{\text{rays}} = 20$ rays in each cluster, the covariance matrix of user k at carrier frequency f is given by

$$\mathbf{C}_k = p_k \sum_{n=1}^{N_{\text{paths}}} \frac{\beta_n}{N_{\text{rays}}} \sum_{m=1}^{N_{\text{rays}}} \mathbf{a}(\theta_{k,n,m}, f) \mathbf{a}(\theta_{k,n,m}, f)^H$$

where p_k depends on the path-loss and therefore on the distance between the BS and the mobile station (MS) and β_n denotes the power of the n th cluster.

$\mathbf{a}(\theta_{k,n,m}, f)$ is the array steering vector. We assume that the BS antennas are in a uniform linear array (ULA) configuration, and that the antenna spacing is given by half the wavelength of the UL channel. The ratio of the DL and UL carrier frequencies is denoted by $\nu = \frac{f_{\text{dl}}}{f_{\text{ul}}}$. The i th component of the array steering vector evaluated at the DL carrier frequency is given by

$$[\mathbf{a}^{\text{dl}}(\theta_{k,n,m})]_i = [\mathbf{a}(\theta_{k,n,m}, f_{\text{dl}})]_i = \exp(j\pi\nu(i-1)\sin(\theta_{k,n,m})),$$

where the angle $\theta_{k,n,m}$ is the angle-of-arrival (AOA) of the m th ray inside the n th cluster for the k th user.

We assume that $T_{\text{dl}} = 8$ out of $T_{\text{ch}} = 200$ channel accesses are used for the DL training and that the noise variance of the training signal is given by $\sigma_n^2 = \frac{1}{P_{\text{dl}}T_{\text{dl}}}$.

We consider a setup, where the users' positions are generated uniformly at random inside the cell of radius $R = 250$ m, around the BS located at the cell center, as depicted in Fig. 1.

In the first part of this section, we assume that the BS disposes perfect knowledge of the channel covariance matrices. In a later part, we will assess the performance obtained when only an estimate of the second-order information is available at the BS.

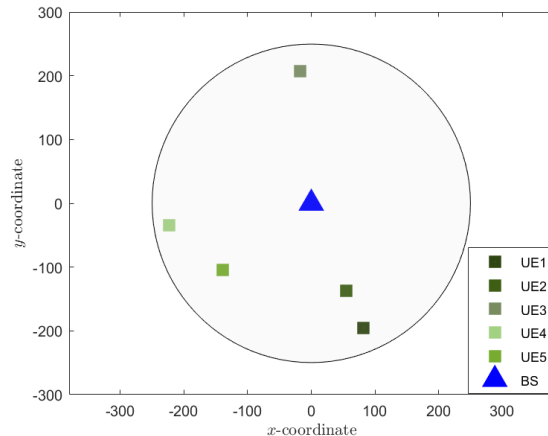


Fig. 1: Example of randomly chosen users located around the BS positioned in the cell center with cell radius 250 m

In Fig. 2, we depict the results in terms of the average achievable sum rate in bits per channel use as function of the DL transmit power. The expressions for the average sum rate achieved with and without applying the RS approach are obtained as follows

$$R_{\text{sum}}^{\text{RS}} = \mathbb{E}[\log_2 (1 + \gamma_c^{\text{inst}})] + \sum_{k=1}^K \mathbb{E}[\log_2 (1 + \gamma_{p,k}^{\text{inst}})]$$

$$R_{\text{sum}}^{\text{noRS}} = \sum_{k=1}^K \mathbb{E}[\log_2 (1 + \gamma_{p,k}^{\text{inst}})]$$

where the instantaneous common and private SINRs are respectively given by

$$\gamma_{c,k}^{\text{inst}} = \frac{|\mathbf{h}_k^H \mathbf{p}_c|^2}{\sum_{j=1}^K |\mathbf{h}_k^H \mathbf{p}_{p,j}|^2 + 1}, \quad \gamma_k^{\text{inst}} = \frac{|\mathbf{h}_k^H \mathbf{p}_{p,k}|^2}{\sum_{\substack{j=1, \\ j \neq k}}^K |\mathbf{h}_k^H \mathbf{p}_{p,j}|^2 + 1}$$

and $\gamma_c^{\text{inst}} = \min_k \gamma_{c,k}^{\text{inst}}$. The results are averaged over $N_{\text{iter}} = 300$ channel realizations.

Additionally, we plot the lower bound (LB) on the achievable rate which we used as a figure-of-merit in our derivations.

One can easily observe that the RS approach is not only beneficial for the LB but also for the actual achievable sum rate. While the achievable rate obtained without applying RS saturates in the high power regime at approximately 12 dB, RS clearly leads to an increase of the rate as the transmit power increases. When the system is interference-limited in the high power regime, the sum rate could be further increased by investing more power into transmitting the common message. The gains leveraged by the RS approach are visible in the medium power range and

more prominent in the high power regime. For $P_{\text{dl}} = 40$ dB, the RS scheme leads to an increase in the sum rate of about 3 bits/channel use.

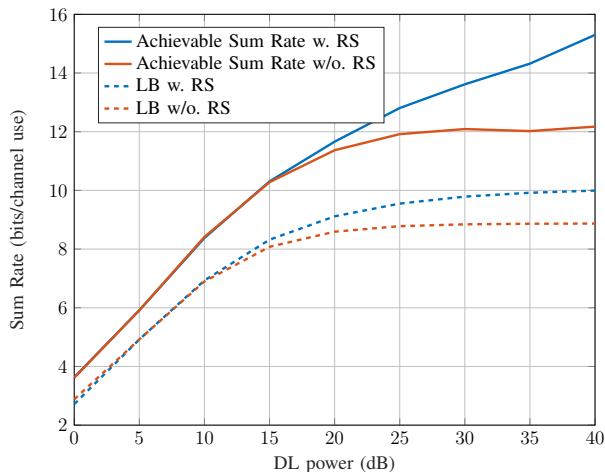


Fig. 2: Average achievable sum rate and lower bound on the achievable rate for the bilinear precoding approach with RS versus no RS

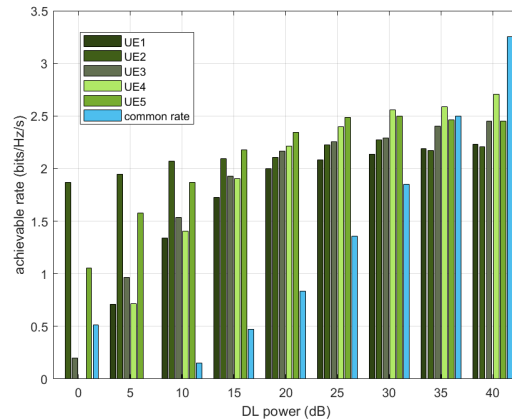


Fig. 3: Individual private rates of the users and minimum common rate

In Fig. 3, we plot the individual users' rates and the common rate, in order to visualize the effect of the common message on the overall sum rate. We can confirm our interpretation from the previous results, by noticing that while the private rates of the users saturate starting from $P_{\text{dl}} = 20$ dB, the common rate increases linearly as the transmit power increases.

Interestingly enough, even in the low power regime, a portion of the transmit power is allocated to the common stream. Specifically for $P_{\text{dl}} = 0$ dB, while the private rates of user 1 and 4 vanish, both of these users are nevertheless served due to the transmission of the common stream. Note that the common rate depicted here is the minimum over all the individual common rates of all users. Hence, user 1 and 4 are served with an overall rate of at least the minimum common rate.

A. Comparison to the IWMMSE Approach

In Fig. 4, we depict the results in terms of the average achievable sum rate as a function of the DL transmit power for both cases, when the RS scheme is applied and when it is not.

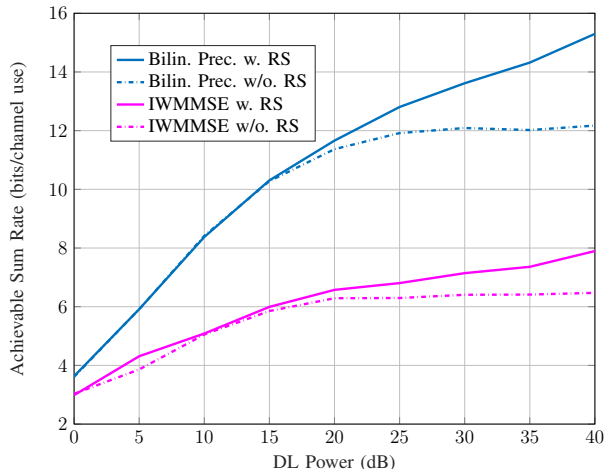


Fig. 4: Comparison of the average achievable sum rate obtained when applying the bilinear precoding against the IWMMSE approach with and without RS

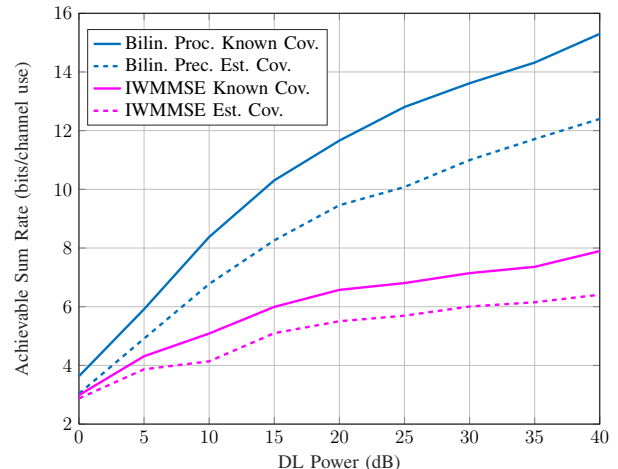


Fig. 5: Comparison of the average achievable sum rate obtained for perfectly known versus estimated channel covariance matrices with RS

Obviously, the bilinear precoding approach outperforms the IWMMSE method in both cases, i.e., with or without RS. The gap between both methods increases as the DL transmit power increases. When only private messages are sent to the users, both rates saturate in the high power regime as observed before.

Either with RS or without, the bilinear approach achieves a rate of almost twice the one achieved when IWMMSE precoding is used.

This shows that exploiting the covariance information available at the BS in designing the precoder helps to compensate for the contamination experienced in the DL training phase. Also note that while the optimization problems proposed for finding the deterministic transformations defining the bilinear precoder has only to be solved once the covariance matrices change and therefore only a matrix-vector multiplication is performed to find the precoding vector for each channel realization, the IWMMSE method has to be run in each channel coherence interval.

B. Comparison of the Performance for Perfectly Known vs. Estimated Covariance Matrices

The performance of the system with perfect knowledge of the covariance matrices shall now be compared to the one when the BS disposes not the true DL channel covariance matrices but an estimate thereof. For the estimation procedure, we use the extrapolation approach proposed in our

previous work [5]. In a few words, this approach consists of exploiting a reciprocity relationship between the UL and DL covariance matrices in order to estimate the DL covariance matrices using the UL channel observations. From Fig. 5 one can see that when estimated covariance matrices are used, a performance degradation of about 1 bit/channel use in the low power regime is experienced and the gap becomes of a about 2 bit/channel use in the medium to high power range. Nevertheless, we observe that the slope of the curves remains the same for high power values, which confirms the robustness of the applied covariance estimation approach.

VII. CONCLUSION

In this work, we presented a framework for the application of rate splitting to an FDD massive multi-user MIMO system. Despite the suboptimality of the proposed approach and the incomplete channel knowledge at the BS, numerical results have shown that the combination of the bilinear precoding based on the channel second-order information and rate splitting leads to a drastic improvement in terms of the achievable sum rate when compared to the system without rate splitting. The transmission of the common message is mainly beneficial when it comes to medium to high transmit powers. While the conventional DL system (usual broadcast channel, without rate splitting) saturates in the high transmit power range due to the inter-user interference and the imperfect channel knowledge, introducing the common stream yields a rate of the system that increases when more transmit power is used. Furthermore, our method significantly outperforms the commonly used iterative weighted MMSE approach. While the optimization problem related to the latter has to be solved in each and every channel coherence interval, the bilinear approach depending on the channel covariance matrices requires a simple matrix-vector multiplication in every channel coherence interval. Finding the deterministic transformation matrices that constitute the bilinear precoder has only to be performed in the beginning of the covariance coherence interval which is given by several channel coherence intervals.

A future research direction would be to extend the proposed approach to a multi-cell setup where the challenges related to the system design become more significant due to the inter-cell interference.

APPENDIX A

DERIVATION OF THE CLOSED-FORM SINR EXPRESSIONS FOR THE BILINEAR APPROACH

We prove the results presented in (24) and (25). We begin with deriving the closed-form expression for the private $\gamma_{p,k}$. Recall the channel estimate $\mathbf{y}_k = \Phi^H \mathbf{h}_k + \mathbf{n}_k$, where \mathbf{C}_k is the covariance matrix of the channel vector \mathbf{h}_k , and the noise term $\mathbf{n}_k \sim \mathcal{N}_{\mathbb{C}}(\mathbf{0}, \sigma_n^2 \mathbf{I})$ and \mathbf{h}_k are independent. Further it holds that the private precoder of user k is given by $\mathbf{p}_{p,k} = \mathbf{A}_{p,k} \mathbf{y}_k$.

The numerator of the private SINR can be evaluated to

$$\begin{aligned}
|\mathbb{E}[\mathbf{h}_k^H \mathbf{p}_{p,k}]|^2 &= |\mathbb{E}[\mathbf{h}_k^H \mathbf{A}_{p,k} \mathbf{y}_k]|^2 \\
&= |\mathbb{E}[\mathbf{h}_k^H \mathbf{A}_{p,k} (\Phi^H \mathbf{h}_k + \mathbf{n}_k)]|^2 \\
&= |\text{tr}(\mathbf{A}_{p,k} \Phi^H \mathbb{E}[\mathbf{h}_k \mathbf{h}_k^H] + \mathbf{A}_{p,k} \mathbb{E}[\mathbf{n}_k \mathbf{h}_k^H])|^2 \\
&= |\text{tr}(\mathbf{A}_{p,k} \Phi^H \mathbf{C}_k)|^2.
\end{aligned} \tag{74}$$

Since it holds that $\text{var}(\mathbf{h}_k^H \mathbf{p}_{p,k}) = \mathbb{E}[|\mathbf{h}_k^H \mathbf{p}_{p,k}|^2] - |\mathbb{E}[\mathbf{h}_k^H \mathbf{p}_{p,k}]|^2$, we only need to concentrate on the first term of this expression since the second term was already evaluated in the previous equation.

$$\begin{aligned}
\mathbb{E}[|\mathbf{h}_k^H \mathbf{p}_{p,k}|^2] &= \mathbb{E}[|\mathbf{h}_k^H \mathbf{A}_{p,k} \mathbf{y}_k|^2] \\
&= \mathbb{E}[(\Phi^H \mathbf{h}_k + \mathbf{n}_k)^H \mathbf{A}_{p,k}^H \mathbf{h}_k \mathbf{h}_k^H \mathbf{A}_{p,k} (\Phi^H \mathbf{h}_k + \mathbf{n}_k)] \\
&= \mathbb{E}[|\mathbf{h}_k^H \mathbf{A}_{p,k} \Phi^H \mathbf{h}_k|^2] + \sigma_n^2 \text{tr}(\mathbf{A}_{p,k}^H \mathbf{C}_k \mathbf{A}_{p,k}).
\end{aligned} \tag{75}$$

To compute the first term of (75), we use [[27], *Lemma 2*] and obtain therefore

$$\mathbb{E}[|\mathbf{h}_k^H \mathbf{p}_{p,k}|^2] = |\text{tr}(\mathbf{A}_{p,k} \Phi^H \mathbf{C}_k)|^2 + \text{tr}(\mathbf{A}_{p,k} \Phi^H \mathbf{C}_k \Phi \mathbf{A}_{p,k}^H \mathbf{C}_k) + \sigma_n^2 \text{tr}(\mathbf{A}_{p,k}^H \mathbf{C}_k \mathbf{A}_{p,k}) \tag{76}$$

$$= |\text{tr}(\mathbf{A}_{p,k} \Phi^H \mathbf{C}_k)|^2 + \text{tr}(\mathbf{A}_{p,k} (\Phi^H \mathbf{C}_k \Phi + \sigma_n^2 \mathbf{I}) \mathbf{A}_{p,k}^H \mathbf{C}_k) \tag{77}$$

$$= |\text{tr}(\mathbf{A}_{p,k} \Phi^H \mathbf{C}_k)|^2 + \text{tr}(\mathbf{A}_{p,k} \mathbf{C}_{\mathbf{y}_k} \mathbf{A}_{p,k}^H \mathbf{C}_k) \tag{78}$$

Next, we consider the term $\mathbb{E}[|\mathbf{h}_k^H \mathbf{p}_{p,i}|^2]$ for $i \neq k$. Following the same previous steps, we obtain

$$\mathbb{E}[|\mathbf{h}_k^H \mathbf{p}_{p,i}|^2] = \text{tr}(\mathbf{A}_{p,i} \mathbf{C}_{\mathbf{y}_i} \mathbf{A}_{p,i}^H \mathbf{C}_k) \tag{79}$$

where we used the independence of \mathbf{h}_k and \mathbf{h}_i for $k \neq i$.

With all these results, the private SINR of user k can be written as

$$\gamma_{p,k} = \frac{|\text{tr}(\mathbf{A}_{p,k} \Phi^H \mathbf{C}_k)|^2}{\sum_{i=1}^K \text{tr}(\mathbf{A}_{p,i} \mathbf{C}_{\mathbf{y}_i} \mathbf{A}_{p,i}^H \mathbf{C}_k) + 1} \tag{80}$$

If we now consider the vectorized forms of the transformation matrices $\mathbf{a}_{p,k} = \text{vec}(\mathbf{A}_{p,k})$ and the covariance matrices $\mathbf{c}_k = \text{vec}(\mathbf{C}_k)$ and using the following identities

$$\text{tr}(\mathbf{A}^H \mathbf{B}) = \text{vec}(\mathbf{A})^H \text{vec}(\mathbf{B}), \quad \text{vec}(\mathbf{C} \mathbf{A} \mathbf{D}) = (\mathbf{D}^T \otimes \mathbf{C}) \text{vec}(\mathbf{A}), \quad (81)$$

the private SINR of user k can be formulated as

$$\gamma_{p,k} = \frac{|\mathbf{c}_k^H (\mathbf{\Phi}^* \otimes \mathbf{I}) \mathbf{a}_{p,k}|^2}{\sum_{i=1}^K \mathbf{a}_{p,i}^H (\mathbf{C}_{\mathbf{y}_i} \otimes \mathbf{C}_k) \mathbf{a}_{p,i} + 1} = \frac{|\mathbf{q}_k^H \mathbf{a}_{p,k}|^2}{\sum_{i=1}^K \mathbf{a}_{p,i}^H \mathbf{Q}_{i,k} \mathbf{a}_{p,i} + 1} \quad (82)$$

where we defined in the second equation of (82) the vector $\mathbf{q}_k = (\mathbf{\Phi}^T \otimes \mathbf{I}_M) \mathbf{c}_k$ and the matrix $\mathbf{Q}_{i,k} = \mathbf{C}_{\mathbf{y}_i} \otimes \mathbf{C}_k$.

In order to derive the closed-form expression for the common SINR of user k , that is as compact as possible, we first define the vectors \mathbf{h} and \mathbf{n} , where we stack the channel vectors and noise vectors of all users respectively, such that

$$\begin{aligned} \mathbf{h} &= [\mathbf{h}_1^T, \dots, \mathbf{h}_K^T]^T, & \mathbf{n} &= [\mathbf{n}_1^T, \dots, \mathbf{n}_K^T]^T, \\ \mathbf{h}_k &= \mathbf{E}_k \mathbf{h}, & \mathbf{n}_k &= \mathbf{E}_k \mathbf{n} \end{aligned} \quad (83)$$

where $\mathbf{E}_k = [\mathbf{0}, \dots, \mathbf{0}, \mathbf{I}_M, \mathbf{0}, \dots, \mathbf{0}]$ is an M by KM selection matrix.

The vector \mathbf{y} of all users' channel observations can be therefore written as

$$\mathbf{y} = \underbrace{(\mathbf{I}_K \otimes \mathbf{\Phi}^H)}_D \mathbf{h} + \mathbf{n}, \quad (84)$$

whose covariance matrix is given by

$$\mathbf{C}_y = D \mathbf{C}_h D^H + \mathbf{C}_n \quad (85)$$

with $\mathbf{C}_h = \mathbb{E}[\mathbf{h} \mathbf{h}^H]$ and $\mathbf{C}_n = \mathbb{E}[\mathbf{n} \mathbf{n}^H]$ being the covariance matrices of \mathbf{h} and \mathbf{n} , respectively.

Following similar steps as done in the derivation of the private SINR, we obtain the following terms for the common SINR

$$\mathbb{E}[\mathbf{h}_k^H \mathbf{p}_c] = \text{tr}(\mathbf{C}_h \mathbf{E}_k^H \mathbf{A}_c D) = \mathbf{c}_h^H (D^T \otimes \mathbf{E}_k^H) \mathbf{a}_c = \mathbf{z}_k^H \mathbf{a}_c \quad (86)$$

where we used the vectorized forms $\mathbf{c}_h = \text{vec}(\mathbf{C}_h)$ and $\mathbf{a}_c = \text{vec}(\mathbf{A}_c)$ and defined the vector $\mathbf{z}_k = (\mathbf{D}^* \otimes \mathbf{E}_k)\mathbf{c}_h$.

For $\text{var}(\mathbf{h}_k^H \mathbf{p}_c) = \mathbb{E}[|\mathbf{h}_k^H \mathbf{p}_c|^2] - |\mathbb{E}[\mathbf{h}_k^H \mathbf{p}_c]|^2$, we again only need to evaluate the first term

$$\mathbb{E}[|\mathbf{h}_k^H \mathbf{p}_c|^2] = \text{tr}(\mathbf{C}_h \mathbf{E}_k^H \mathbf{A}_c \mathbf{D}) + \text{tr}(\underbrace{\mathbf{E}_k \mathbf{C}_h \mathbf{E}_k^H}_{\mathbf{C}_k} \mathbf{A}_c (\mathbf{D} \mathbf{C}_h \mathbf{D}^H + \mathbf{C}_n) \mathbf{A}_c^H) \quad (87)$$

$$= |\mathbf{c}_h^H (\mathbf{D}^T \otimes \mathbf{E}_k^H) \mathbf{a}_c|^2 + \text{tr}(\mathbf{C}_k \mathbf{A}_c \mathbf{C}_y \mathbf{A}_c^H) \quad (88)$$

$$= |\mathbf{z}_k \mathbf{a}_c|^2 + \mathbf{a}_c^H \underbrace{(\mathbf{C}_y^T \otimes \mathbf{C}_k)}_{\mathbf{Z}_k} \mathbf{a}_c, \quad (89)$$

where $\mathbf{z}_k = (\mathbf{D}^* \otimes \mathbf{E}_k)\mathbf{c}_h$.

The remaining terms already appear in the private SINR expression and are therefore already considered in the first part of this appendix.

The common SINR of user k can be written in its compact form as

$$\gamma_{c,k} = \frac{|\mathbf{z}_k^H \mathbf{a}_c|^2}{\mathbf{a}_c^H \mathbf{Z}_k \mathbf{a}_c + \sum_{i=1}^K \mathbf{a}_{p,k}^H \mathbf{Q}_{k,i} \mathbf{a}_{p,k} + 1} \quad (90)$$

REFERENCES

- [1] E. Biglieri, R. Calderbank, A. Constantinides, A. Goldsmith, A. Paulraj, and H.V. Poor. *MIMO wireless communications*. Cambridge university press, 2007.
- [2] T. L. Marzetta. Noncooperative Cellular Wireless with Unlimited Numbers of Base Station Antennas. *IEEE Transactions on Wireless Communications*, 9(11):3590–3600, November 2010.
- [3] A. Adhikary, J. Nam, J. Ahn, and G. Caire. Joint Spatial Division and Multiplexing - The Large-Scale Array Regime. *IEEE Transactions on Information Theory*, 59(10):6441–6463, 2013.
- [4] D. Tse and P. Viswanath. *Fundamentals of Wireless Communication*. Cambridge University Press, USA, 2005.
- [5] D. Ben Amor, M. Joham, and W. Utschick. Bilinear Precoding for FDD Massive MIMO System with Imperfect Covariance Matrices. In *WSA 2020; 24th International ITG Workshop on Smart Antennas*, pages 1–6, 2020.
- [6] E. Björnson, L. Sanguinetti, and M. Debbah. Massive MIMO With Imperfect Channel Covariance Information. In *2016 50th Asilomar Conference on Signals, Systems and Computers*, pages 974–978, Nov 2016.
- [7] D. Neumann, T. Wiese, M. Joham, and W. Utschick. A Bilinear Equalizer for Massive MIMO Systems. *IEEE Transactions on Signal Processing*, 66(14):3740–3751, July 2018.
- [8] M. Dai, B. Clerckx, D. Gesbert, and G. Caire. A Rate Splitting Strategy for Massive MIMO With Imperfect CSIT. *IEEE Transactions on Wireless Communications*, 15(7):4611–4624, 2016.
- [9] H. Joudeh and B. Clerckx. Sum-Rate Maximization for Linearly Precoded Downlink Multiuser MISO Systems With Partial CSIT: A Rate-Splitting Approach. *IEEE Transactions on Communications*, 64(11):4847–4861, 2016.
- [10] H. Joudeh and B. Clerckx. Robust Transmission in Downlink Multiuser MISO Systems: A Rate-Splitting Approach. *IEEE Transactions on Signal Processing*, 64(23):6227–6242, 2016.
- [11] C. K. Thomas, B. Clerckx, Luca L. Sanguinetti, and D. Slock. A Rate Splitting Strategy for Mitigating Intra-Cell Pilot Contamination in Massive MIMO. In *2020 IEEE International Conference on Communications Workshops (ICC Workshops)*, pages 1–6, 2020.
- [12] M. Dai, B. Clerckx, D. Gesbert, and G. Caire. A Hierarchical Rate Splitting Strategy for FDD Massive MIMO under Imperfect CSIT. In *2015 IEEE 20th International Workshop on Computer Aided Modelling and Design of Communication Links and Networks (CAMAD)*, pages 80–84, 2015.
- [13] O. Dizdar, Y. Mao, W. Han, and B. Clerckx. Rate-Splitting Multiple Access: A New Frontier for the PHY Layer of 6G. In *2020 IEEE 92nd Vehicular Technology Conference (VTC2020-Fall)*, pages 1–7, 2020.
- [14] M. Medard. The Effect upon Channel Capacity in Wireless Communications of Perfect and Imperfect Knowledge of the Channel. *IEEE Transactions on Information Theory*, 46(3):933–946, May 2000.
- [15] T.L. Marzetta, E.G. Larsson, H. Yang, and H.Q. Ngo. *Fundamentals of Massive MIMO*. Cambridge University Press, 2016.
- [16] B. Hassibi and B.M. Hochwald. How Much Training is Needed in Multiple-Antenna Wireless Links? *IEEE Transactions on Information Theory*, 49(4):951–963, 2003.
- [17] G. Caire. On the Ergodic Rate Lower Bounds with Applications to Massive MIMO. *CoRR*, abs/1705.03577, 2017.
- [18] C. Kaulich, M. Joham, and W. Utschick. Efficient Rate Splitting Method Using Successive Beamforming Techniques. In *2020 IEEE 31st Annual International Symposium on Personal, Indoor and Mobile Radio Communications*, pages 1–6, 2020.
- [19] J. Kiefer. Sequential Minimax Search for a Maximum. *Proceedings of the American Mathematical Society*, 4(3):502–506, 1953.

- [20] K. Shen and W. Yu. Fractional Programming for Communication Systems—Part I: Power Control and Beamforming. *IEEE Transactions on Signal Processing*, 66(10):2616–2630, 2018.
- [21] H. Guo, Y. Liang, J. Chen, and E.G. Larsson. Weighted Sum-Rate Maximization for Intelligent Reflecting Surface Enhanced Wireless Networks. In *2019 IEEE Global Communications Conference (GLOBECOM)*, pages 1–6, 2019.
- [22] B. L. Fox and D. M. Landi. Searching for the Multiplier in One-Constraint Optimization Problems. *Operations Research*, 18(2):253–262, 1970.
- [23] M. Grant and S. Boyd. CVX: Matlab Software for Disciplined Convex Programming, version 2.1. <http://cvxr.com/cvx>, March 2014.
- [24] R. Hunger, D. Schmidt, M. Joham, A. Schwing, and W. Utschick. Design of Single-Group Multicasting-Beamformers. In *2007 IEEE International Conference on Communications*, pages 2499–2505, 2007.
- [25] H. Joudeh and B. Clerckx. Sum Rate Maximization for MU-MISO with Partial CSIT Using Joint Multicasting and Broadcasting. In *2015 IEEE International Conference on Communications (ICC)*, pages 4733–4738, 2015.
- [26] Universal Mobile Telecommunications System (UMTS); Spatial Channel Model for Multiple Input Multiple Output (MIMO) Simulations (3GPP TR 25.996 version 16.0.0 Release 16) . Technical Report TR 125 996, ETSI 3rd Generation Partnership Project (3GPP).
- [27] E. Björnson, M. Matthaiou, and M. Debbah. Massive MIMO with Non-Ideal Arbitrary Arrays: Hardware Scaling Laws and Circuit-Aware Design. *IEEE Transactions on Wireless Communications*, 14(8):4353–4368, Aug 2015.