

# A Tutorial on Optimal Control and Reinforcement Learning methods for Quantum Technologies\*

Luigi Giannelli<sup>a,b,\*</sup>, Sofia Sgroi<sup>c</sup>, Jonathon Brown<sup>c</sup>, Gheorghe Sorin Paraoanu<sup>d</sup>, Mauro Paternostro<sup>c</sup>, Elisabetta Paladino<sup>a,b,f</sup>, Giuseppe Falci<sup>a,b,f</sup>

<sup>a</sup>*Dipartimento di Fisica e Astronomia "Ettore Majorana", Università di Catania, Via S. Sofia 64, 95123, Catania, Italy*

<sup>b</sup>*INFN, Sez. Catania, 95123, Catania, Italy*

<sup>c</sup>*Centre for Theoretical Atomic, Molecular, and Optical Physics, School of Mathematics and Physics, Queens University, Belfast BT7 1NN, United Kingdom*

<sup>d</sup>*QTF Centre of Excellence, Department of Applied Physics, Aalto University School of Science, P.O. Box 15100, FI-00076 AALTO, Finland*

<sup>e</sup>*Dipartimento di Fisica, Università di Pisa, Largo Bruno Pontecorvo 3, 56127, Pisa, Italy*

<sup>f</sup>*CNR-IMM, UoS Università, 95123, Catania, Italy*

---

## Abstract

Quantum Optimal Control is an established field of research which is necessary for the development of Quantum Technologies. Quantum Machine Learning is a fast emerging field in which the theory of Quantum Mechanics and Machine Learning fuse together in order to learn and benefit from each other. In particular, Reinforcement Learning has a direct application in control problems. In this tutorial we introduce the methods of Quantum Optimal Control and Reinforcement Learning by applying them to the problem of three-level population transfer. The *jupyter notebooks* to reproduce some of our results are open-sourced and available on *github*<sup>1</sup>.

*Keywords:* quantum technologies, quantum control, optimal control, gradient descent, machine learning, reinforcement learning, neural networks, STIRAP

---

## 1. Introduction

In the last two decades many advances have been made in the field of *Quantum Technology* (QT). QT aims at developing practical applications by making use of the properties of quantum mechanics, such as superposition and entanglement [1]. The ability to precisely manipulate quantum systems is a key tool in developing quantum technologies [1, 2, 3, 4, 5].

*Quantum Control* (QC) looks at providing the user with a set of time-dependent control parameters in order to drive a dynamical quantum system such that it performs some specific task [2, 3, 4, 5].

*Optimal Control Theory* (OCT) is a field of applied mathematics and is a powerful tool that provides methods to find controls that allow a dynamical system to evolve to achieve a predefined goal. For reference textbooks see for example [6, 7, 8]. When this theory is applied to quantum systems it is often referred to as *Quantum Optimal Control* (QOC) [2, 3, 4, 5]. However there are other techniques such as *Transitionless Quantum Driving* [9] (or *Shortcut to Adiabaticity*[10]).

More recently machine learning and quantum mechanics have merged giving rise to the field of *Quantum Machine*

*Learning* [11, 12, 13, 14], where machine learning algorithms are used to improve the understanding and the control of quantum systems [15, 16, 17], and the properties of quantum mechanics are used to improve machine learning algorithms [18, 19, 20]. In particular, reinforcement learning (RL) has been employed in the context of control of multi-level systems [21, 22, 23], and for quantum sensing and metrology [24, 25, 26].

In this tutorial we illustrate the methods of numerical Optimal Control and Reinforcement Learning by applying them to the problem of population transfer in a three-level  $\Lambda$  or ladder system, for which a well-known solution is STIRAP [27, 28, 29]. Analytical solutions to this problem via Optimal Control have been presented in [30, 3], while, to our knowledge, no systematic numerical study exists. This problem has also been studied by applying Reinforcement Learning in [22, 23]. Here we improve those results by defining the Markov Decision Process in a more convenient way, using a simpler Reinforcement Learning algorithm, reaching the solution by training the model for fewer episodes and reaching an overall better fidelity.

The paper is organized as follows: in Sec. 2 we introduce the problem of three-level population transfer and its solution via STIRAP. In Sec. 3 we introduce Optimal Control Theory and show its application on three-level population transfer. In Sec. 4 we introduce the Reinforcement Learning paradigm and show its application to the same problem. Finally, in Sec. 5 we draw the conclusions.

---

\*CEWQOnline Special Issue.

\*Corresponding author

*Email address:* luigi.giannelli@dfa.unict.it (Luigi Giannelli)

We open-source<sup>1</sup> parts of the source code we produced. It is easily adaptable, with minor changes, to different situations involving population transfer in three-level systems.

## 2. Three-level population transfer

Consider a three-level system composed of the quantum states  $\{|g\rangle, |e\rangle, |r\rangle\}$  with energies  $\{\hbar\omega_g, \hbar\omega_e, \hbar\omega_r\}$ . The transition  $g \leftrightarrow e$  is driven by a classical field (called *pump* field) with frequency  $\omega_p$  and Rabi frequency  $\Omega_p(t)$ . The transition  $e \leftrightarrow r$  is driven by another classical field (called *Stokes* field) at frequency  $\omega_s$  and Rabi frequency  $\Omega_s(t)$ , see Fig. 1. Both Rabi frequencies  $\Omega_p(t)$  and  $\Omega_s(t)$  can vary with time.

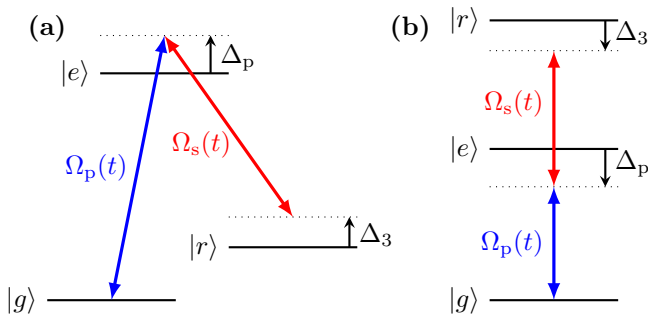


Figure 1: Scheme of the three-level system. (a)  $\Lambda$  structure and (b) ladder structure.

The process we want to achieve consists in transferring the population from state  $|g\rangle$  to state  $|r\rangle$  by suitably shaping the Rabi frequencies  $\Omega_p(t)$  and  $\Omega_s(t)$  in time.

In the following sections we introduce the equations that describe the dynamics of the system, and the STIRAP [27, 28, 29] protocol which allows an efficient transfer of population.

### 2.1. Master equation

In the rotating wave approximation [31, 32] and in a convenient rotating frame the Hamiltonian reads [28]

$$\begin{aligned} \frac{H(t)}{\hbar} = & \Delta_p |e\rangle\langle e| + \Delta_3 |r\rangle\langle r| + \frac{\Omega_p(t)}{2} (|g\rangle\langle e| + |e\rangle\langle g|) + \\ & + \frac{\Omega_s(t)}{2} (|e\rangle\langle r| + |r\rangle\langle e|) \end{aligned} \quad (1)$$

where the detunings from the resonances are defined as  $\Delta_p = \omega_p - (\omega_e - \omega_g)$ ,  $\Delta_s = \omega_s - |\omega_r - \omega_e|$ , and  $\Delta_3 = \Delta_p - \Delta_s$  for the  $\Lambda$  configuration, and  $\Delta_3 = \Delta_p + \Delta_s$  for the ladder configuration, see Fig. 1. While single-photon resonance is not required in order to obtain a nearly perfect transfer, the two-photon resonance is usually required [28] (apart some peculiar cases such as Ref. [17]). Thus we allow the

single-photon detuning to be different from zero  $\Delta_p \neq 0$ , while we assume the two-photon detuning to be zero  $\Delta_3 = 0$  for the rest of this manuscript. We also assume the Rabi frequencies  $\Omega_p(t)$  and  $\Omega_s(t)$  to be real since their phase could be for example absorbed in the definition of the states  $|g\rangle$  and  $|r\rangle$  [32]. If the system under consideration is an atomic or molecular system, then the Rabi frequencies are given by  $\Omega_p(t) = -d_{ge}\mathcal{E}_p(t)/\hbar$  and  $\Omega_s(t) = -d_{er}\mathcal{E}_s(t)/\hbar$ , where  $d_{mn}$  are the components of the dipole-transition moments along their respective electric-field vectors, and  $\mathcal{E}_{s/p}(t)$  are the slowly varying amplitudes of the pump and Stokes electric fields [29].

In both the configurations  $\Lambda$  and ladder (see Fig. 1), the excited states can undergo spontaneous emission to lower-lying states. Those emission processes that lead to levels outside the three-level system determine a probability loss and thus are undesirable. Spontaneous emission processes back to state  $|g\rangle$  or  $|r\rangle$  are incoherent and thus are also undesirable.

In this work we only consider radiative decay from the excited state  $|e\rangle$  to states outside the three-level system. We model this phenomenon by a Born-Markov process described by the superoperator  $\mathcal{L}_\gamma$  such that the master equation describing the time evolution of the density matrix  $\rho(t)$  reads [33]

$$\dot{\rho}(t) = -\frac{i}{\hbar}[H(t), \rho(t)] + \mathcal{L}_\gamma\rho(t), \quad (2)$$

with

$$\mathcal{L}_\gamma\rho(t) = \frac{\gamma}{2}(2|s\rangle\langle e|\rho(t)|e\rangle\langle s| - |e\rangle\langle e|\rho(t) - \rho(t)|e\rangle\langle e|). \quad (3)$$

Here  $|s\rangle$  is an auxiliary state where the population losses at rate  $\gamma$  from state  $|e\rangle$  are collected.

The figure of merit we use to quantify the performance of a protocol is the *fidelity* defined as

$$\mathcal{F} = \lim_{t \rightarrow \infty} \text{Tr}\{\rho(t)|r\rangle\langle r|\}. \quad (4)$$

It is clear that a perfect protocol would have fidelity  $\mathcal{F} = 1$ .

### 2.2. Review of the STIRAP protocol

*STImulated Raman Adiabatic Passage* (STIRAP) [27, 28, 29] is an adiabatic protocol that allows population transfer from state  $|g\rangle$  to state  $|r\rangle$  with fidelity close to one by keeping the population on the lossy state  $|e\rangle$  very low during the evolution. In order to explain the STIRAP protocol we first introduce the *adiabatic theorem* [34, 35].

#### 2.2.1. Adiabatic theorem

Given a time-dependent Hamiltonian  $H_0(t)$ , its instantaneous eigenstates  $|n(t)\rangle$  and its instantaneous eigenenergies  $E_n(t)$  are given by

$$H_0(t)|n(t)\rangle = E_n(t)|n(t)\rangle, \quad (5)$$

i.e., they are obtained by diagonalizing the Hamiltonian  $H_0(t)$  at each time step  $t$ . For simplicity let's assume all the

<sup>1</sup>[https://www.github.com/luigiannelli/threeLS\\_populationTransfer](https://www.github.com/luigiannelli/threeLS_populationTransfer)

states  $|n(t)\rangle$  to be non-degenerate for any  $t$ . The solution of the time-dependent Schrödinger equation

$$i\hbar \frac{\partial |\psi(t)\rangle}{\partial t} = H_0(t) |\psi(t)\rangle, \quad (6)$$

is in general a linear combination of all the instantaneous eigenstates

$$|\psi(t)\rangle = \sum_n c_n(t) |n(t)\rangle, \quad (7)$$

where  $c_n(t)$  are time-dependent complex amplitudes and  $\sum_n |c_n(t)|^2 = 1$ .

If the Hamiltonian  $H_0(t)$  is *slowly varying*<sup>2</sup> and the initial state is one of the instantaneous eigenstates, then the adiabatic theorem guarantees that the system will follow that instantaneous eigenstate closely: during the time evolution of the system, the transition amplitudes to instantaneous eigenstates different from the starting one are approximately to zero (see Fig. 2 for an *artistic representation* of this concept). If the initial state is  $|\psi(t_i)\rangle = |m(t_i)\rangle$ , then

$$|\psi(t)\rangle \simeq e^{i\alpha_m(t)} |m(t)\rangle, \quad (8)$$

i.e.,  $c_n(t) \simeq e^{i\alpha_m(t)} \delta_{mn}$ , where  $\alpha(t)$  is a global phase<sup>3</sup> which is not important for our discussion.

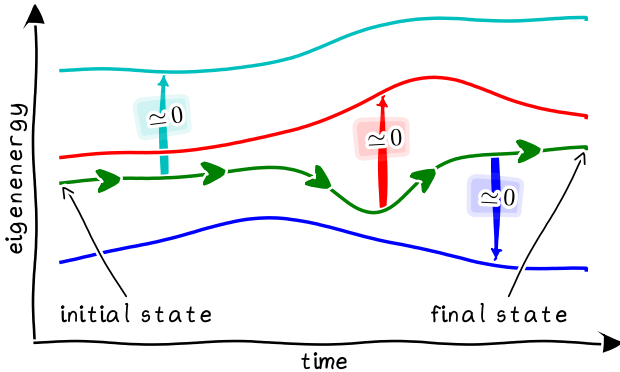


Figure 2: Artistic view of adiabatic following of an instantaneous eigenstate. The colored boxes represent the transition probabilities which are approximately zero in an adiabatic process.

The condition for the Hamiltonian  $H_0(t)$  to be considered slowly varying can be obtained by imposing that the probability of finding the system in a state  $|m(t)\rangle$  different from the initial state  $|n(t_i)\rangle$  is small. This can be written as [35]

$$\hbar | \langle n(t) | \partial_t m(t) \rangle | \ll | E_n(t) - E_m(t) |, \forall m \neq n. \quad (9)$$

We proceed by calculating the instantaneous eigenenergies and eigenstates (i.e., the eigensystem) of Hamiltonian  $H(t)$  reported in eq. (1).

<sup>2</sup>the meaning of *slowly* is specified later in the text and summarized by eq. (9).

<sup>3</sup> $\alpha(t)$  is the sum of the dynamic phase factor and the geometric phase.

### 2.2.2. Eigensystem of $H(t)$

The analysis of the three-level dynamics can be written in a simpler form by defining

$$\Omega_0(t) = \sqrt{\Omega_p(t)^2 + \Omega_s(t)^2}, \quad (10a)$$

$$\tan \theta(t) = \frac{\Omega_p(t)}{\Omega_s(t)}, \quad (10b)$$

$$\tan \phi(t) = \frac{\Omega_0(t)}{\Delta_p + \sqrt{\Delta_p^2 + \Omega_0(t)^2}}. \quad (10c)$$

The instantaneous eigenvalues of Hamiltonian  $H(t)$ , eq. (1) (with  $\Delta_3 = 0$ ) are [28]

$$\lambda_0(t) = 0, \quad (11a)$$

$$\lambda_-(t) = -\frac{\hbar}{2} \Omega_0(t) \tan \phi(t), \quad (11b)$$

$$\lambda_+(t) = \frac{\hbar}{2} \Omega_0(t) \cot \phi(t), \quad (11c)$$

and the relative instantaneous eigenstates are

$$|a_0(t)\rangle = \cos \theta(t) |g\rangle - \sin \theta(t) |r\rangle, \quad (12a)$$

$$|a_-(t)\rangle = \sin \theta(t) \cos \phi(t) |g\rangle - \sin \phi(t) |e\rangle + \cos \theta(t) \cos \phi(t) |r\rangle, \quad (12b)$$

$$|a_+(t)\rangle = \sin \theta(t) \sin \phi(t) |g\rangle + \cos \phi(t) |e\rangle + \cos \theta(t) \sin \phi(t) |r\rangle. \quad (12c)$$

As the three-level key feature, the  $|a_0\rangle$  eigenstate with eigenvalue zero is a *dark state* [36] with zero projection on state  $|e\rangle$ .

### 2.2.3. STIRAP

The STIRAP protocol allows for an efficient population transfer from state  $|g\rangle$  to state  $|r\rangle$  by adiabatically following the dark state  $|a_0\rangle$ . Since the state  $|a_0\rangle$ , eq. (12a), does not have any component along the excited state  $|e\rangle$ , the population losses at rate  $\gamma$  from that state have very little impact on the evolution of the system and thus on the fidelity  $\mathcal{F}$  of the process.

In order to achieve population transfer from state  $|g\rangle$  to state  $|r\rangle$  by following  $|a_0(t)\rangle$  we need

$$|a_0(t_i)\rangle \propto |g\rangle, \quad (13a)$$

$$|a_0(t_f)\rangle \propto |r\rangle, \quad (13b)$$

where  $t_i$  and  $t_f$  are the initial and final time, respectively. This is obtained if the Stokes and pump pulses satisfy

$$\lim_{t \rightarrow t_i} \tan \theta(t) = \lim_{t \rightarrow t_i} \frac{\Omega_p(t)}{\Omega_s(t)} = 0, \quad (14a)$$

$$\lim_{t \rightarrow t_f} \cot \theta(t) = \lim_{t \rightarrow t_f} \frac{\Omega_s(t)}{\Omega_p(t)} = 0, \quad (14b)$$

and, equivalently  $\lim_{t \rightarrow t_i} \theta(t) = 0$ ,  $\lim_{t \rightarrow t_f} \theta(t) = \pm\pi/2$ .

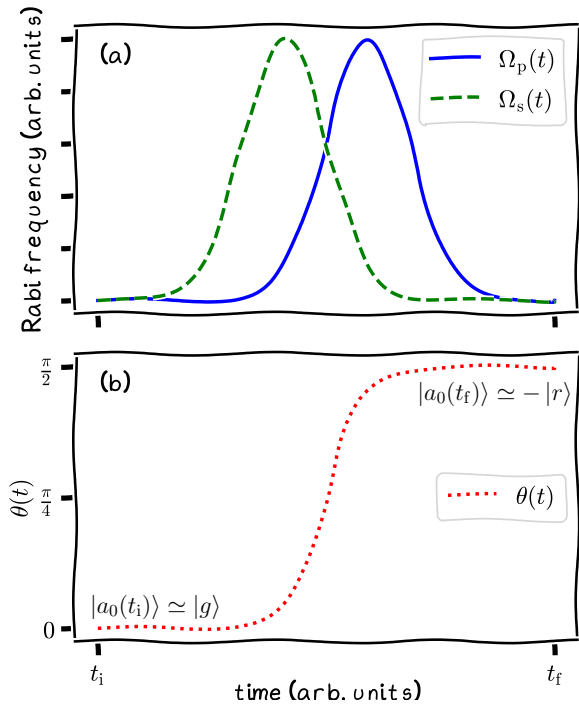


Figure 3: Counter-intuitive sequence of pulses peculiar to the STIRAP protocol. (a) Pump and Stokes gaussian pulses of the type  $\Omega_{p/s}(t) \propto e^{-[(t \mp \tau)/T]^2}$ , and (b) time dependence of  $\theta(t)$  given by eq. (10b) with the Rabi frequencies of (a).

In order for the evolution to be adiabatic, the pulses must also satisfy the condition [28, 37]

$$|\dot{\theta}(t)| \ll \frac{1}{2} \left| \Delta_p \pm \sqrt{\Delta_p^2 + \Omega_0(t)^2} \right|, \quad (15)$$

which is obtained by applying eq. (9) to the eigensystem given in eqs. (11) and (12). Eq. (15) is a *local* adiabaticity condition and must be valid for every time  $t$ .

Eqs. (14) and (15) mathematically formalize the concept of counter-intuitive pulse sequence peculiar to the STIRAP protocol: the Stokes pulse (which couples the initially empty states  $|e\rangle$  and  $|r\rangle$ ) is applied first, then it gets slowly turned off while the pump pulse is turned on, having an overlap with the Stokes pulse. Being an adiabatic protocol, STIRAP is very robust against noise in the control fields [29].

Typically used pulses are of the form

$$\Omega_p(t) = \Omega_{\max} \left( \frac{t - \tau}{T} \right), \quad \Omega_s(t) = \alpha \Omega_{\max} \left( \frac{t + \tau}{T} \right), \quad (16)$$

where  $f(t)$  is a pulse envelope having unit maximum value,  $\Omega_{\max}$  is the peak Rabi frequency,  $2\tau$  is the delay between the pulses,  $T$  is the pulse width, and  $\alpha$  is a scaling parameter usually equal to 1. The counter-intuitive sequence condition imposes  $\tau > 0$ .

By assuming  $\Delta_p \ll \Omega_p(t), \Omega_s(t)$ , a global adiabaticity condition is derived by time averaging eq. (15) over the characteristic time  $\tau$  of the  $\Omega_p(t)$  and  $\Omega_s(t)$  overlap. For

the pulses of eq. (16) using eqs. (14) the global adiabaticity condition becomes<sup>4</sup>  $\Omega_{\max}\tau \gg 1$ .

An example of STIRAP pulses is plotted in Fig. 3. For a list of various pulse shapes used in literature and the relative superadiabatic solution we refer to [38, 39].

### 3. Optimal Control

In this section we introduce the *Optimal Control problem* and one way to approach its solution numerically. For a more rigorous and general treatment we refer the reader to the classical books [7, 6] and the introductory review [3].

#### 3.1. Formulation of the Optimal Control problem

Consider a system described by the (non-linear) set of differential equations

$$\begin{aligned} \dot{\rho}(t) &= f(\rho(t), \mathbf{u}(t), t), \quad t \in [0, T], \\ \mathbf{u}(t) &= (u_1(t), u_2(t), \dots, u_M(t)), \end{aligned} \quad (17)$$

where  $\rho(t)$  represents the state of the system,  $f$  is a *smooth function* which describes the dynamics of the state  $\rho(t)$  and depends on the  $M$  control functions  $\mathbf{u}(t)$ . The objective of *optimal control* is to find some control functions  $\mathbf{u}(t)$  such that the dynamics of the system is as close as possible to the desired dynamics (examples of what this means will be explicitly given later). This is done by introducing a cost functional

$$\mathcal{J}(\rho(t), \mathbf{u}(t), T) \quad (18)$$

whose minimization corresponds to the desired dynamics.

##### 3.1.1. Quantum Optimal Control

*Quantum Control* consists in the control of the evolution of a quantum system. We can formulate the quantum control problem as

$$\dot{\rho}(t) = \mathcal{L}(t, \mathbf{u}(t))\rho(t), \quad (19)$$

i.e., by identifying in eq. (17)  $\rho(t)$  with the density matrix,  $f$  with a super-operator that acts on the space of density matrices and that describes the time evolution of the system, and  $\mathbf{u}(t)$  with some external controls. The time evolution of the system can be expressed as

$$\rho(t) = R(t, \mathbf{u}(t))\rho(0), \quad (20)$$

where with  $R(t, \mathbf{u}(t))$  we indicate the time-evolution superoperator (or *quantum map*) which does not need to be unitary since it can describe both the coherent and incoherent dynamics.

The *Quantum Optimal Control problem* consists in determining the control amplitudes  $\mathbf{u}(t)$  that will drive the system from the given initial state  $\rho(0)$  at time  $t = 0$  to the target state  $\rho_{\text{targ}}$  at time  $t = T$  (this process is called

<sup>4</sup>Often the condition used[28] is  $\Omega_{\max}\tau \geq 10$ .

state transfer), or that implements a transformation  $R_{\text{targ}}$  in the time interval  $[0, T]$  (*gate synthesis*).

To quantify how close the evolution given by  $R(t, \mathbf{u}(t))$  is to the target evolution we define a cost functional  $\mathcal{J}$  (as in eq. (18)) that we seek to minimize, with respect to the controls  $\mathbf{u}(t)$ .  $\mathcal{J}(\rho(t), \mathbf{u}(t), T)$  being minimal should correspond to the ideal process we want to perform. Commonly used functionals for quantum processes are of the form

$$\mathcal{J}(\rho(t), \mathbf{u}(t), T) = 1 - \mathcal{F} \quad (21)$$

where  $\mathcal{F}$  is the transfer fidelity [40, 4, 5]

$$\mathcal{F} = \text{Tr} \left\{ \rho_{\text{targ}}^\dagger \rho(T) \right\}, \quad (22)$$

for the case of state transfer, and the gate fidelity [41, 42, 43, 44, 4, 5]

$$\mathcal{F} = d^{-1} \left| \text{Tr} \left\{ R_{\text{targ}}^\dagger R(T, \mathbf{u}(t)) \right\} \right|, \quad (23)$$

where  $d$  is the dimension of the Hilbert space of the system, for the case of gate synthesis.

Notice that the final time  $T$  can be fixed, or can be included in the functional in order to minimize also the duration of a quantum process.

### 3.1.2. Hamiltonian Control

A typical situation encountered in quantum control is when each control amplitude  $u_j(t)$  in  $\mathbf{u}(t)$  corresponds to an external tunable parameter which can be described by Hermitian operator in the Hamiltonian. For the purpose of this tutorial we assume that the dynamics of the system can be described by the Lindblad master equation [45, 46]

$$\dot{\rho}(t) = \mathcal{L}(t)\rho(t) = -i[H(t), \rho(t)] + \mathcal{L}_{\text{dis}}\rho(t), \quad (24)$$

where the Hamiltonian  $H(t)$  describes the coherent dynamics and  $\mathcal{L}_{\text{dis}}$  the incoherent dynamics. The Hamiltonian can be written as

$$H(t) = H_0 + \sum_{k=1}^M u_k(t) H_k, \quad (25)$$

where  $H_0$  is the free evolution Hamiltonian (often called *drift* Hamiltonian),  $H_k$  for  $k = 1, \dots, M$  are the available control Hamiltonians corresponding to operations on the system we can control, and  $u_k(t)$  are the time-varying amplitude functions for their relative control. The solution of eq. (24) can be written as

$$\rho(t) = R(t, \mathbf{u}(t))[\rho(0)], \quad (26a)$$

$$R(t, \mathbf{u}(t)) = \mathcal{T} \exp \int_0^t \mathcal{L}(t') dt' \quad (26b)$$

$$\mathbf{u}(t) = (u_1(t), u_2(t), \dots, u_M(t)), \quad (26c)$$

and  $\mathcal{T}$  is the time-ordering operator.

To summarize, we now want to find a set of controls  $\mathbf{u}(t)$  such that the evolution of the system given by eqs. (26)

is the target evolution. To quantify how close the system evolution is to the target one, we need to minimize the cost functional in eq. (21) with eqs. (22) or (23).

Once the problem has been defined, a method for minimizing the cost functional  $\mathcal{J}$  is required. Various strategies exist to solve this problem, both analytical methods based on calculus of variations and the Pontryagins minimum principle [3], and numerical methods. In this tutorial we focus exclusively on numerical methods.

### 3.2. Numerical solution of the Quantum Optimal Control problem

The numerical solution of the Quantum Optimal Control problem requires the mapping of the cost function  $\mathcal{J}$ , eq. (18), to a multivariate real function  $\tilde{\mathcal{J}}$ , and then numerically minimize  $\tilde{\mathcal{J}}$ .

The mapping is done by parametrizing each control amplitude  $u_k(t)$  with  $N_k$  real numbers, i.e. with a vector  $\boldsymbol{\alpha}_k \in \mathbb{R}_k^{N_k}$ . This is done by approximating<sup>5</sup> each  $u_k(t)$  as an expansion on a finite set of functions as in

$$u_k(t) = \sum_{j=1}^{N'_k} c_{kj} \chi_{kj}(t, \mathbf{d}_{kj}), \quad (27)$$

where  $\chi_{kj}(t, \mathbf{d}_{kj})$  are time-dependent functions which depend on the parameters  $\mathbf{d}_{kj}$ , and

$$\boldsymbol{\alpha}_k = \{\Re(c_{kj}), \Im(c_{kj}), \Re(\mathbf{d}_{kj}), \Im(\mathbf{d}_{kj})\}_{j=1, \dots, N'_k}$$

are the  $N_k$  parameters representing the function  $u_k(t)$ . Notice that we can chose a different set of function  $\chi_{kj}$  for each control  $u_k(t)$ .

A useful and simple set of functions which can be used to expand the control amplitudes are piecewise functions: we split the time interval  $[0, T]$  in  $N'$  smaller intervals  $I_j$  of length  $\Delta t = T/N'$  as in the following:

$$I_j = [t_{j-1}, t_j], \quad j = 1, \dots, N', \quad (28)$$

such that  $t_0 = 0$ ,  $t_{N'} = T$ , and  $t_j = t_{j-1} + \Delta t$ . With this time discretization we can define

$$\chi_{kj}(t, \mathbf{d}_{kj}) = \begin{cases} f_{kj}(t, \mathbf{d}_{kj}) & t \in I_j \\ 0 & \text{otherwise} \end{cases} \quad (29)$$

where  $f_{kj}$  are some (possibly) time-dependent functions<sup>6</sup>. The functions  $\chi_{kj}(t, \mathbf{d}_{kj})$  are different from zero only in the interval  $I_j$ , such that the function  $u_k$  is equal to the function  $f_{kj}(t, \mathbf{d}_{kj})$  in the interval  $I_j$ .

An important set of functions often used are *step functions* (or *piecewise constant functions*): In some problems

<sup>5</sup>The parametrization reduces the space of functions in which we look for a solution, so it is important to have a good parametrization if we want to find a quasi-optimal solution.

<sup>6</sup>Here we assume that we use the same number of time steps for each control amplitude  $u_k(t)$ , thus  $N'_k = N'$ .

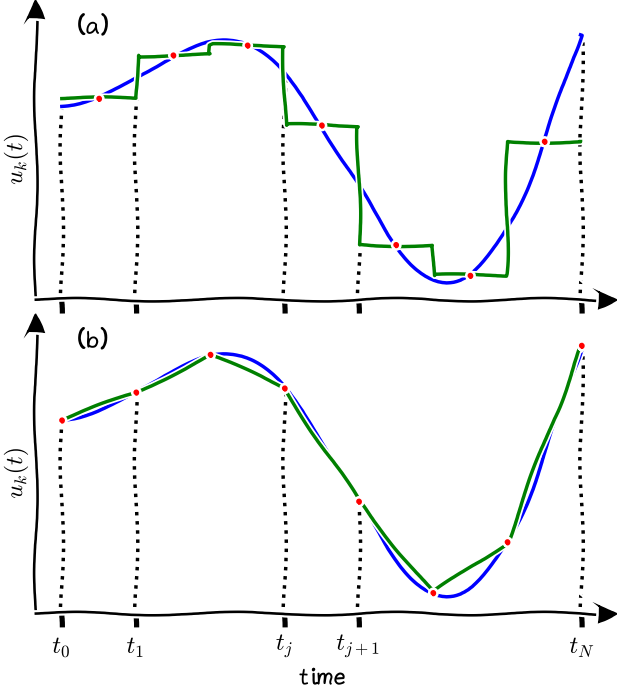


Figure 4: Artistic view of piecewise (a) constant and (b) linear functions that can approximate the real control amplitude  $u_k(t)$ .

(such as state transfer and gate synthesis as described above) they decrease the computational cost of calculating the gradient [40] and thus speed up the numerical minimization using gradient-based algorithms. They are obtained by choosing  $f_{kj}(t, \mathbf{d}_{kj}) = 1^7$  in eq. (29), then  $u_k(t)$  can be easily written as

$$u_k(t) = \begin{cases} c_{kj} & t \in I_j \\ 0 & \text{otherwise.} \end{cases} \quad (30)$$

The  $N = 2N'$  real parameters representing the function  $u_k(t)$  can be chosen to be

$$\boldsymbol{\alpha}_k = (\Re(c_{k1}), \dots, \Re(c_{kN'}), \Im(c_{k1}), \dots, \Im(c_{kN'})).$$

If we assume the function  $u_k(t)$  to be real, then  $N = N'$  and  $\boldsymbol{\alpha}_k = (c_{k1}, c_{k2}, \dots, c_{kN'})$ . Notice that eq. (30) is the nearest-neighbor constant interpolation of the points  $\boldsymbol{\alpha}_k = (c_{k1}, c_{k2}, \dots, c_{kN'})$ , see Fig. 4(a).

If  $f_{kj}$  are linear functions and we impose  $u_k(t)$  to be continuous, then

$$f_{kj}(t, \mathbf{d}_{kj}) = \frac{c_{k(j-1)}}{c_{kj}} + \frac{c_{kj} - c_{k(j-1)}}{c_{kj}\Delta t}(t - t_{j-1}), \quad (31)$$

with  $\mathbf{d}_{kj} = \{c_{k(j-1)}, c_{kj}\}$ . In this case the control function

$u_k(t)$  can be easily written as

$$u_k(t) = \begin{cases} c_{k(j-1)} + \frac{c_{kj} - c_{k(j-1)}}{\Delta t}(t - t_{j-1}) & t \in I_j \\ 0 & \text{otherwise.} \end{cases} \quad (32)$$

If we assume that the function  $u_k(t)$  is real<sup>8</sup>, then it can be parametrized by  $N = N' + 1$  real parameters  $\boldsymbol{\alpha}_k = (c_{k0}, c_{k1}, \dots, c_{kN'})$ . Notice that eq. (32) is the linear interpolation of the points  $\boldsymbol{\alpha}_k = (c_{k0}, c_{k1}, \dots, c_{kN'})$ , see Fig. 4(b).

### 3.2.1. Final minimization

Once we have chosen a parametrization of the functions  $\mathbf{u}(t)$ <sup>9</sup> we collect all the parameters  $\boldsymbol{\alpha}_k \in \mathbb{R}^N$  of all the functions  $u_k(t)$  for  $k = 1, \dots, M$  into a single vector  $\boldsymbol{\alpha} \in \mathbb{R}^{N \times M}$  so that we can write the cost functional as

$$\mathcal{J}(\rho(t), \mathbf{u}(t), T) = \bar{\mathcal{J}}(\rho(t), \boldsymbol{\alpha}, T) \quad (33)$$

where in  $\bar{\mathcal{J}}$  the evolution of  $\rho(t)$  is computed with the control amplitudes parametrized by  $\boldsymbol{\alpha}$ . Now it is possible to minimize  $\bar{\mathcal{J}}(\rho(t), \boldsymbol{\alpha}, T)$  with respect to the  $N \times M$  real parameters using any of the numerical methods developed to minimize multivariate real functions.

A common issue found when minimizing a multivariate real function is the presence of local minima: usually the numerical algorithms will find the local minimum which is the closest to the starting point (called *initial guess*). In order to overcome this problem, it is often helpful to try with different initial guesses and chose the minimization which gives the minimum value of  $\bar{\mathcal{J}}$ .

Several methods have been developed in order to speed up the minimization of the cost function  $\bar{\mathcal{J}}$ . They use properties of the dynamics of the systems in order to decrease the computational cost of calculating its gradient, or choose a suitable set of functions  $\chi_{kj}$  in order to speed up the convergence of the minimization algorithm. An issue that is often encountered in the minimization process consists in the algorithm being stuck in a local minimum. While increasing the number of parameters can partially solve this problem [47], several methods have also been developed in order to address this issue. Here we list some of the most common algorithms, while we refer the reader to the original paper or the recent reviews [4, 5] for a deeper explanation: *GRAPE* [40], *Krotov* [48, 49], *GOAT* [50], *CRAB* [51, 52], *dCRAB* [53].

### 3.3. Three-level population transfer

We now formulate the three-level population transfer process introduced in section 2 as an Optimal Control problem and solve it numerically.

<sup>8</sup>Every discussion can be easily extended to complex functions by considering each complex parameter as two real parameters.

<sup>9</sup>In general we can chose a different parametrization for each function  $u_j(t)$  in  $\mathbf{u}(t)$ , also with a different number of parameters  $N_j$  for each function. For the sake of presentation we report the case in which the number of parameters  $N_j = N$  is the same for each function.

<sup>7</sup>With this choice each control amplitude is expanded on the same set of function and thus is represented by the same number of parameters  $N_k = N$ .

Following eq. (25) we identify in eq. (1) the *drift Hamiltonian* ( $\hbar = 0$ ) as

$$H_0 = \Delta_p |e\rangle\langle e| + \Delta_3 |r\rangle\langle r| \quad (34)$$

and the *control Hamiltonians* as

$$H_1 = \frac{|g\rangle\langle e| + |e\rangle\langle g|}{2} \quad (35)$$

$$H_2 = \frac{|e\rangle\langle r| + |r\rangle\langle e|}{2} \quad (36)$$

with  $u_1(t) = \Omega_p(t)$  and  $u_2(t) = \Omega_s(t)$ . We assume the controls  $\Omega_p(t)$  and  $\Omega_s(t)$  to be real constant piecewise functions and parametrize each of them with  $N$  parameters corresponding to the value they assume on each time interval, see sec. 3.2 and in particular eqs. (28) and (30). We collect the  $2N$  parameters in the vector  $\alpha \in \mathbb{R}^{2N}$ .

Our goal is to find the control amplitudes  $\Omega_p(t)$  and  $\Omega_s(t)$  that maximize the population on the state  $|\psi_{\text{targ}}\rangle = |r\rangle$  at time  $t = T$  starting from the state  $|\psi(0)\rangle = |g\rangle$  at time  $t = 0$ . Thus we define the cost function  $\mathcal{J}(\rho(t), \mathbf{u}(t), T)$  as in eqs. (21) and (22), i.e.:

$$\bar{\mathcal{J}}(\rho(t), \alpha, T) = \mathcal{J}(\rho(t), \mathbf{u}(t), T) = 1 - \text{Tr}\left\{\rho_{\text{targ}}^\dagger \rho(T)\right\}, \quad (37)$$

where  $\rho_{\text{targ}} = |\psi_{\text{targ}}\rangle\langle\psi_{\text{targ}}| = |r\rangle\langle r|$  with  $\rho(T)$  obtained from the evolution following the master equation (2) (equivalently eq. (24)) with the initial density matrix being  $\rho(0) = |g\rangle\langle g|$ .

### 3.3.1. Results

We minimize  $\bar{\mathcal{J}}(\rho(t), \alpha, T)$  with respect to  $\alpha$  numerically, with  $N = 30$ . Since the problem is easy (it consists in solving numerically a system of 16 coupled linear differential equations, which we do numerically with *QuTiP* [54]) we do not use any advanced method. We have tried the *Powell method* [55], the *Nelder-Mead algorithm* [56], and the *limited memory BFGS bounded (L-BFGS-B)* method<sup>10</sup> [57] as implemented by *SciPy* [58]. We present the results obtained with *L-BFGS-B* since we have found that it is the fastest (with *Nelder-Mead* being the slowest).

The maximum efficiency of the protocol depends on the constraints given by the time of the transfer  $T$ , the decay rate  $\gamma$ , and the maximum allowed Rabi frequency  $\Omega_{\text{max}}$ . However, since there is a freedom on the choice of the unit of time (or equivalently the unit of frequency), the system is invariant under a transformation that keeps  $T\gamma$  and  $T\Omega_{\text{max}}$  constant, i.e., if

$$\begin{cases} T' = \alpha T, \\ \gamma' = \gamma/\alpha, \\ \Omega'_{\text{max}} = \Omega_{\text{max}}/\alpha, \end{cases} \quad (38)$$

then the system with parameters  $(T, \gamma, \Omega_{\text{max}})$  is mathematically equivalent to the system with  $(T', \gamma', \Omega'_{\text{max}})$ . In

particular the fidelities  $\mathcal{F}(T, \gamma, \Omega_{\text{max}}) = \mathcal{F}(T', \gamma', \Omega'_{\text{max}}) = \mathcal{F}(T\gamma, T\Omega_{\text{max}})$  are the same. Thus in the following we will report the results as a function of  $T\gamma$  and  $T\Omega_{\text{max}}$ .

Fig. 5 reports the inefficiency of the optimized protocol with respect to  $T\Omega_{\text{max}}$  for various values of the decay rate  $T\gamma$ . The red circles on the  $T\gamma = 5$  line refer to the points

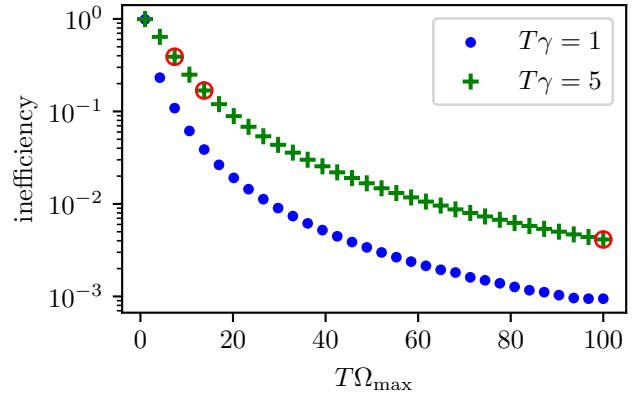


Figure 5: Inefficiency  $1 - \mathcal{F}$ , eq. (22) of the optimized protocol, as a function of  $T\Omega_{\text{max}}$ , for various values of  $T\gamma$ . For each point we have optimized with 4 different initial guesses and chosen the best one. The 3 red empty circles refer to the parameters used in Fig. 6.

represented in Fig. 6. For all values of  $T\Omega_{\text{max}}$  the optimized pulses recall the typical counter-intuitive pulse sequence of STIRAP: for values of  $T\Omega_{\text{max}} \lesssim 40$  the optimized pulses present an initial and final maximum interleaved by the counter-intuitive sequence. The area of this initial and final *short bumps* decreases with increasing  $T\Omega_{\text{max}}$ . For  $T\Omega_{\text{max}} \gtrsim 40$  the pulses are exactly counter-intuitive and they tend to maximize the area at their disposal and their overlap still meeting the condition of being counter-intuitive and the constraint  $\Omega_{p,s} \leq \Omega_{\text{max}}$ . They do so by being symmetric with respect to the central time  $t = T/2$  and linearly increasing ( $\Omega_p$ ) or decreasing ( $\Omega_s$ ).

In circuit quantum electrodynamic systems, microwave pulses with these shapes can be realized experimentally by using programmable arbitrary waveform generators and mixers; this has been used already for example to demonstrate STIRAP [59] and superadiabatic STIRAP [60, 61].

## 4. Reinforcement learning

Due to their wide range of applicability and their recent overwhelming success when used in combination with Deep Neural Networks [62], Reinforcement Learning (RL) techniques have gathered significant interest at both the academic and industrial level across a multitude of disciplines. Deep Reinforcement Learning (DRL) has already provided several outstanding results such as solving complex continuous control tasks [63], video game play [64, 65] and mastering the game of Go [66] to highlight only a small handful. More recently, DRL has emerged as a useful tool for quantum technologies and in particular has provided a

<sup>10</sup>With the gradient computed numerically.

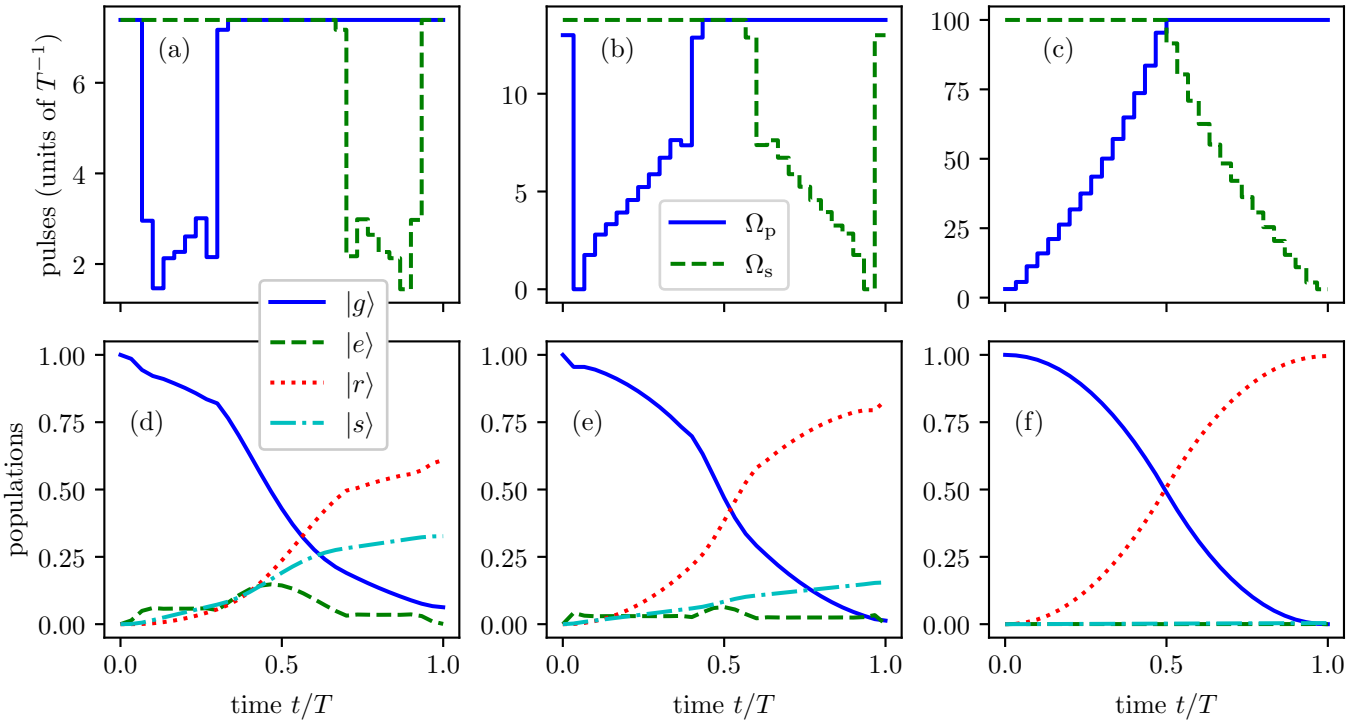


Figure 6: Example of optimized pulses and evolution for  $T\gamma = 5$ . The top panels (a-c) report the optimized pulses  $\Omega_p(t)$  and  $\Omega_s(t)$ , the lower panels (d-f) report the population of the states of the system when driven by the pulses in (a-c), respectively. For (a) and (d)  $T\Omega_{\max} = 7.4$ , for (b) and (e)  $T\Omega_{\max} = 13.8$ , and for (c) and (f)  $T\Omega_{\max} = 100$ . We have also chosen  $\Omega_p(t)$  and  $\Omega_s(t)$  to be real and  $N = 30$ .

viable alternative strategy for solving Quantum Optimal Control problems. RL has thus far been applied to quantum systems in the context of state preparation [67, 68], circuit architecture design [69], control of multi-level systems [70], state transfer [23, 22, 21] and entropy production in non-equilibrium quantum thermodynamics [17].

In a typical RL setting, an agent dynamically interacts with an environment with the goal of performing a certain task. A set of discrete interactions between the agent and the environment is usually assumed. During each of these interactions, the agent observes the state of the environment and, based on this observation, performs a certain action. The state of the environment for the next interaction will depend on this action while the agent is provided with a feedback (called *reward*) based on how well it is performing the assigned task. The reward can then be used to update the agent's behaviour in order to improve its performance. A sketch of this interaction is reported in Fig. 7.

The process of sequential decision making that underpins RL is mathematically formulated using so called Markov Decision Processes (MDPs). A full treatment of MDPs does not fall in the remit of this tutorial, however in the following section we will provide a condensed treatment which will be sufficient to then introduce the specific RL algorithms of interest in a somewhat self contained manner<sup>11</sup>.

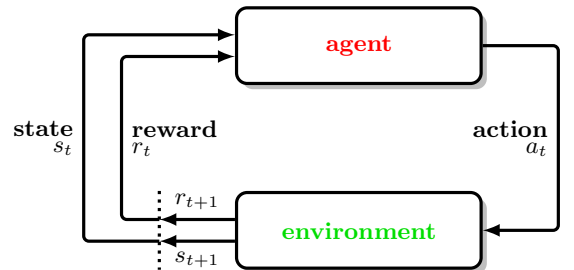


Figure 7: Agent-Environment interface.

#### 4.1. Markov Decision Processes

Consider a general learning *agent* that is able to repeatedly interact with an *environment* at discrete time-steps by first observing its state, then taking actions that change this state. At the next time step the new state and a reward are fed to the agent.

We define the state space  $\mathcal{S}$ , containing all conceivable states of the environment, and an action space  $\mathcal{A}(s)$ , for all possible states  $s \in \mathcal{S}$ . The reward is a scalar  $r \in \mathcal{R} \subset \mathbb{R}$  and represents the performance of the agent. This interaction gives rise to a *trajectory*

$$S_0, A_0, R_1, S_1, A_1, R_2, \dots, S_t, A_t, R_t, \dots, \quad (39)$$

<sup>11</sup>For a full treatment of Markov Decision Processes in the context of

Reinforcement Learning see the famed book of Sutton and Barto [71].



where  $S_0$  is the initial state of the environment, and  $S_t$ ,  $A_t$  and  $R_t$  are the state, the action and the reward, respectively, at time step  $t$ . The above decision process is said to be a Markov Decision Process (MDP) if the state  $S_t$  and reward  $R_t$  at step  $t$  depend only on the state  $S_{t-1}$  and action  $A_{t-1}$  at step  $t-1$ <sup>12</sup>. The dynamics of the MDP is defined by the *dynamic function*<sup>13</sup> [71]

$$p(s', r|s, a) = \Pr\{S_t = s', R_t = r | S_{t-1} = s, A_{t-1} = a\}, \quad (40)$$

which is the probability that at step  $t$  the values of the state and reward are  $S_t = s' \in \mathcal{S}$  and  $R_t = r \in \mathcal{R}$ , given that at step  $t-1$  the values of the state and actions are  $S_{t-1} = s \in \mathcal{S}$  and  $A_{t-1} = a \in \mathcal{A}(s)$ <sup>14</sup> [71].

The rewards prescription must be representative of the desired goal (and thus be sufficiently informative in that respect) whilst not including any information about how the agent should go about achieving this goal (to avoid biasing learning with already known strategies). In the case of quantum control as defined in section 3.2, the agent could be embodied by the control mechanism employed in an experiment with the actions defined as the choice of piecewise constant values of  $u(t)$  at each discrete time-step. The state of the MDP's environment would then be described by the state of the quantum system at each time-step, for example via the density matrix. This reformulation of the quantum control problem as an MDP is used in [22, 23, 21, 17]

If the agent-environment interaction is interrupted after a terminal state  $S_T$  (enforced either by a maximum time or termination criteria) is reached, then we will need to reset the environment state and start a new episode so that the learning process may continue. In this case, the agent's task is said to be *episodic*. Otherwise, if the agent-environment interaction goes on without limit, the task is referred to as *continuing task*. Here we exclusively consider episodic tasks.

The behaviour of a RL agent can be described with a conditional probability distribution

$$\pi(a|s) = \Pr\{A_t = a | S_t = s\}, \quad (41)$$

usually referred as *Policy* or *Policy function*, that is, the probability that the agent takes the action  $A_t = a$  if the environment is found in state  $S_t = s$ .

Consider now the trajectory of an episode for a MDP,

<sup>12</sup>This property is called *Markov property*. Notice that this is not a restriction on the dynamics or the decision process, but a requirement on the representation of the state

<sup>13</sup>Equation 40 refers to a *finite MDP*, i.e to the case when  $\mathcal{S}$ ,  $\mathcal{A}(s)$  are finite sets. The formalism can be easily generalized to infinite state and action spaces.

<sup>14</sup>Notice that, since the MDPs considered in the review will model quantum system dynamics which in our case is deterministic, these probabilities can only takes values 0 or 1 and the reward will be simply a real function of  $s$  and  $a$ .

as in (39). The *return* for each time-step  $t$  is defined as

$$\begin{aligned} G_t &= \sum_{k=0}^{(T-t-1)} \gamma^k R_{t+k+1} = \\ &= R_{t+1} + \gamma R_{t+2} + \gamma^2 R_{t+3} \cdots + \gamma^{T-t-1} R_T. \end{aligned} \quad (42)$$

which represents the "discounted" sum of future rewards. In equation (42) the discount factor  $\gamma$  modulates the relative importance of immediate versus future reward. For example, for  $\gamma = 0$ :  $G_t = R_{t+1}$  which describes the situation where only immediate rewards are important. On the other hand, for  $\gamma = 1$ :  $G_t = \sum_t R_t$ , so this return places equal importance on immediate and future rewards.

The agent's performance can be evaluated from a certain state by looking at the expected return. The expected return starting from the state  $s$  and following the policy  $\pi$  (i.e., the remaining actions in the trajectory are selected according to the policy  $\pi$ ) is

$$v_\pi(s) = \mathbb{E}_\pi[G_t | S_t = s]. \quad (43)$$

It is known as the *state-value function* and satisfies the following consistency condition (Bellman expectation Equation)

$$v_\pi(s) = \sum_a \pi(a|s) \sum_{s', r} p(s', r|s, a) [r + \gamma v_\pi(s')]. \quad (44)$$

The expected return starting from the state  $s$ , taking the action  $a$  and following the policy  $\pi$

$$q_\pi(s, a) = \mathbb{E}_\pi[G_t | S_t = s, A_t = a], \quad (45)$$

is known as the *action-value function*. A corresponding consistency condition holds also for  $q_\pi(s, a)$ .

Any MDP admits one or more *optimal policies*  $\pi^*$  with optimal value functions  $v^* = \max_\pi v_\pi(s)$ ,  $q^* = \max_\pi q_\pi(s, a)$ . Special consistency conditions, known as Bellman Optimality Equations [71], can be derived for the optimal value functions

$$v^*(s) = \max_a \sum_{s', r} p(s', r|s, a) [r + \gamma v^*(s')]. \quad (46)$$

$$q^*(s) = \sum_{s', r} p(s', r|s, a) [r + \gamma \max_{a'} q^*(s', a')]. \quad (47)$$

In principle, one can find the exact solution of the Bellman Optimality Equation 46 to reconstruct the best policy with a one-step search. However this is not usually possible for real world problems: even when we have a complete model of the environment, it is usually not computationally feasible to solve such equation.

Many successful iterative solution methods have been developed based on Equation 47. However, as we will show in the next section, one can also approach the MDP from a different perspective without directly computing any value function.

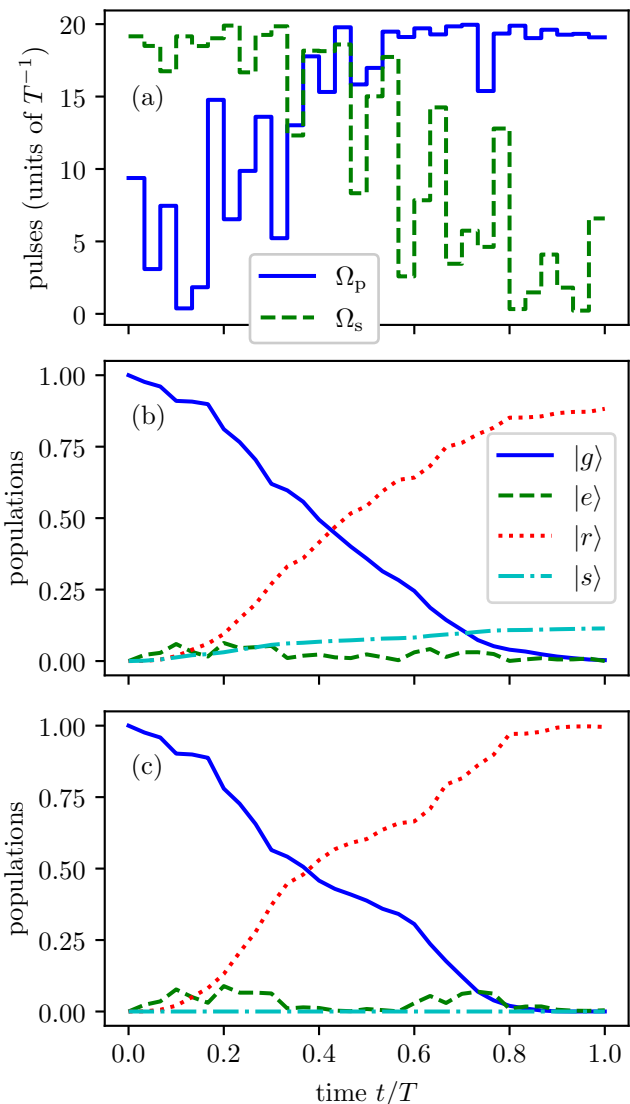


Figure 8: Pulses found by the agent (a) and corresponding population transfer for  $\gamma = 5/T$  (b) and for a closed system (c). The fidelity in this last case is  $\mathcal{F} = 0.996$ .

#### 4.2. Policy gradient and REINFORCE

Giving an exhaustive overview of the various algorithms developed to approach a generic MDP would be an extremely hard task which goes beyond the scope of this work. Here we will instead introduce a specific technique and we will directly apply it to the physical problem introduced in Section 2. This technique is extremely simple and it is by no means the state of the art of RL. Nonetheless, we will show that it allows to address our physical problem.

Recalling the previous section, our final goal is to find the best policy function  $\pi(a|s)$ . We can formalize the problem by parametrizing the policy with a set of parameters  $\theta$  so that these parameters can be changed to find the best policy based on the expected performance. To do this, we can introduce a performance measure  $J(\theta)$  and make use

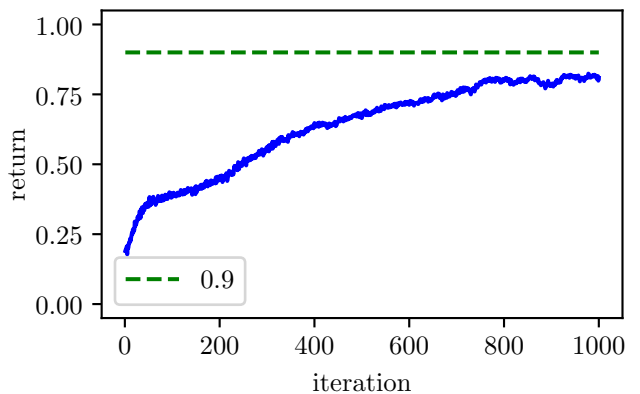


Figure 9: Average final reward of the RL agents in the batch as a function of the number of episodes. Here  $\gamma = 5/T$ ,  $\sigma = 0.5$ ,  $batchsize = 200$  and  $\eta = 0.05$ . The Neural Network has two hidden layers of 100 and 50 neurons, respectively, with ReLu activation function [F. Chollet et al., “Keras,” <https://keras.io> (2015)] while the activation function of the last layer is a hyperbolic tangent. The final oscillations are mostly due to the choice of the learning rate and they can be shrunk at the cost of a bigger number of epochs with a smaller learning rate.

of an approximated gradient ascent technique to update the parameters  $\theta$ . Algorithms based on this approach are referred as policy gradient techniques.

For episodic learning, it can be proven [71] that if we define the performance as the value function starting from the initial state and following the policy  $\pi_\theta$ , we get the following estimate for the gradient of  $J(\theta)$

$$\nabla J(\theta) = E_\pi[G_t \nabla_\theta \log \pi_\theta(A_t|S_t)]. \quad (48)$$

We hence come up with a stochastic gradient ascent rule for the  $\theta$  updates

$$\theta_{t+1} = \theta_t + \eta G_t \nabla_\theta \log \pi_\theta(A_t|S_t), \quad (49)$$

where the learning parameter  $\eta$  is a real number.

We can then train our agent by (i) initiating an episode following the policy  $\pi_\theta$  and taking track of states, actions and rewards, (ii) use Equation 49 to update  $\theta$  and (iii) repeating (i) and (ii) for multiple episodes. This algorithm is known as REINFORCE [71].

There are no constraints on the choice of the function used to parametrize the policy. However, since we do not have in general prior informations on the shape of the policy function, the most common choice is to make use of Artificial Neural Networks due their ability to approximate arbitrarily complex non-linear function [62], which makes them very versatile. Moreover, Neural Networks are usually trained via gradient-based techniques. To be more specific, a cost function  $C$  is minimized with respects to weights and biases of the Neural Network (i.e. its internal parameters) via stochastic gradient descent or other more advanced gradient based techniques. Hence, we can implement the policy gradient updates with the right choice of the cost function.

In general, the Neural Network will take as input a representation of the state. If, at each step, the agent has to choose over a discrete set of possible actions (lets say  $n$ ), we can build our Neural Network in such a way that its output consists in  $n$  normalized real numbers that represents the probabilities for the agent to take one of the  $n$  possible actions. The action will then be randomly chosen with these corresponding probabilities.

However, for many physical problems the action space is continuous. In this case, rather than parametrizing the policy directly with a Neural Network, we can assume a specific probability distribution and use a Neural Network to model some or all of its parameters.

In the following, we will assume a Gaussian policy

$$\pi_{\theta}(a|s) = \frac{1}{\sqrt{2\pi}\sigma} e^{-\frac{(a-\mu_{\theta}(s))^2}{2\sigma^2}}, \quad (50)$$

where we fix the standard deviation  $\sigma$  as an external parameter and we use a Neural Network to parametrize the mean  $\mu(s)$ .

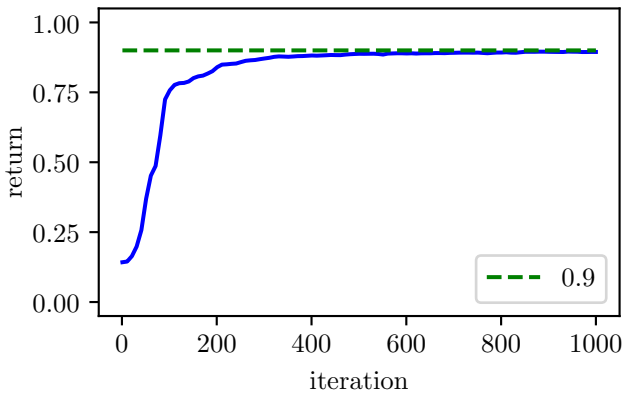


Figure 10: Return as a function of the iteration number for the agent trained with TF-Agents [72] for  $T\Omega_{\max} = 20$  and  $T\gamma = 5$ . The neural network used has 3 hidden layers with 100, 50 and 30 neurons, respectively. The activation function is *ReLU* in each layer except the last one which has a hyperbolic secant. The batchsize is 2 and the *replay buffer* can contain 7 episodes.

#### 4.3. Numerical solutions of the RL problem

Let us now apply the above technique to the physical problem introduced in Sec. 2. Our goal is again to find  $\Omega_P(t)$ ,  $\Omega_S(t)$  such that near perfect population transfer from  $|g\rangle$  to  $|r\rangle$  for a system evolving according to Equation (2) is achieved with minimal losses, during the interval  $[0, T]$ .

To formalize the problem, we consider our control terms to be described by piecewise constant functions (see Sec. 3.2). We divide the time interval in  $N_{\text{steps}}$  smaller intervals  $[t_j, t_{j+1}[$  of equal length. During each of these intervals  $\Omega_P(t)$  and  $\Omega_S(t)$ , take constant values  $\Omega_P(t_j)$ ,  $\Omega_S(t_j)$ .

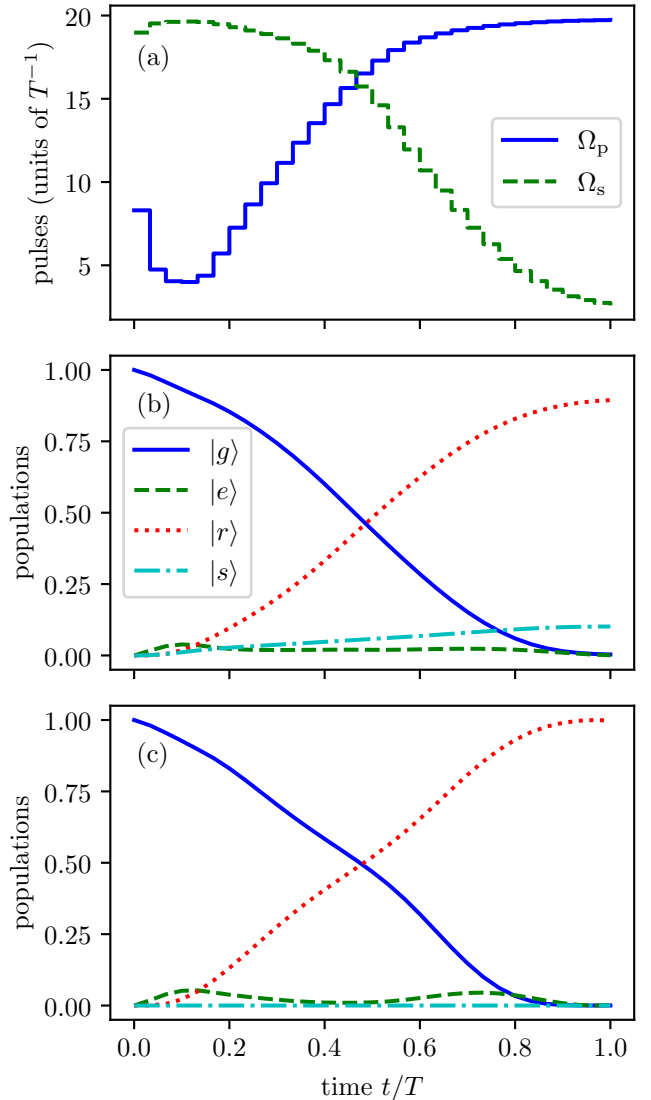


Figure 11: Evolution of the system with the pulses optimized via Reinforcement Learning with TF-Agents [72] for  $T\Omega_{\max} = 20$  and  $T\gamma = 5$ . (a) Pulses and (b) population of the states of the system, referring to the last iteration in Fig. 10. Subplot (c) reports the population history if we set the decay rate  $\gamma = 0$  with the same pulses as in subplot (a). The transfer fidelity in this case is  $\mathcal{F} > 0.998$ .

We can now define our MDP. At each step  $j$ , corresponding to the time interval  $[t_j, t_{j+1}[$ , the agent observation will be given by a representation of the quantum state of the three-level system plus the sink (i.e 9 independent terms of the density matrix of the system) while the action will give us the values of  $\Omega_P(t_j)$ ,  $\Omega_S(t_j)$ .

Specifically, the Neural Network we use to approximate the agent policy will take as input the 9-dimensional vector

$$s_j = (\rho_{gg}(t_j), \rho_{rr}(t_j), \rho_{ee}(t_j), \Re(\rho_{ge}(t_j)), \Im(\rho_{ge}(t_j)), \Re(\rho_{gr}(t_j)), \Im(\rho_{gr}(t_j)), \Re(\rho_{er}(t_j)), \Im(\rho_{er}(t_j))), \quad (51)$$

and will give as output two real number

$$\mu_j = (\mu^S(t_j), \mu^P(t_j)) \in [-1, 1]^2$$

from which we will sample our agent actions

$$a_j = (a^S(t_j), a^P(t_j))$$

and hence our control terms

$$\Omega_{P,S}(t_j) = \Omega_0 / (1 + e^{-3a^{P,S}(t_j)}). \quad (52)$$

Finally, a reward  $r_N = \rho_{rr}(T)$  will be given to the agent at the end of each episode, while  $r_i = 0, \forall i = 1, N - 1$ . This simplifies the REINFORCE algorithm, as we can assign a reward  $G_t = R$  only to the actions taken by the agent [14]. Equation 48 is then satisfied if we train our Neural Network with stochastic gradient descent minimizing the cost function

$$C_j = \frac{1}{2\sigma^2} R |a_j - \mu_\theta(s_j)|^2. \quad (53)$$

Learning is further enhanced by training the Neural Network in parallel with a batch of agents (following the same policy  $\pi_\theta$ ).

Since we are interested in the best  $\Omega_{P,S}(t)$  rather than in the overall performance of our agents after the training episodes, we continuously take track of the highest reward reached by the agents and the corresponding actions.

Numerical results for  $\Omega_0 T = 20$  are shown in Figure 8. It can be seen that the agents seems to learn some noisy version of STIRAP-like conterintuitive sequences to achieve efficient population transfer. In Figure 9 we show the corresponding learning curve by plotting the average final reward of the agents in the batch for each episode.

We also applied the Reinforce algorithm using the TF-Agents library [72]. In this case we can easily use some advanced methods to stabilize and speed up the convergence of the stochastic gradient descend. In particular we used the Adam algorithm [73] and a *replay buffer*. We do not intend to discuss those methods, but instead just show how they can improve the learning process, and provide a simple code that can be easily adapted to new situations. Figure 10 reports the return as function of the iteration number, while Fig. 11 reports the control pulses and the evolution of the system for the last iteration of Fig. 10. Again the pulses resemble the counter-intuitive pulse sequence peculiar of STIRAP. Subfig. 11(c) reports the evolution of the system without decay from the intermediate state, but still drive with the pulses obtained for  $T\gamma = 5$ .

## 5. Conclusions

In this tutorial we have introduced the basic concepts of Quantum Optimal Control and Reinforcement learning. We have shown explicitly how those methods could be applied to solve a control problem in quantum technology taking as a reference the process of population transfer in a three-level system, whose one well-known solution is STIRAP.

We have shown that both OCT and RL easily solve the problem by giving STIRAP-like pulses, i.e. overlapping counterintuitively ordered pulses which occupy the maximal area at their disposal. Part of the source code developed is open-source and available online<sup>15</sup> as a learning tool and can be easily modified to approach similar problems.

## 6. Acknowledgements

The authors thank Alessandro Ferraro, Nicola Macrì, Federico Roy, Phila Rembold and Dominique Sugny for useful discussions. This work was supported by the Northern Ireland Department for Economy (DfE), the EU H2020 framework through Collaborative Projects TEQ (Grant Agreement No. 766900), the DfE-SFI Investigator Programme (Grant No. 15/IA/2864), the Leverhulme Trust Research Project Grant UltraQute (Grant No. RGP-2018-266), COST Action CA15220, the Royal Society Wolfson Research Fellowship scheme (RSWF/R3/183013) and International Mobility Programme, the UK EPSRC (Grant No. EP/T028106/1), the Finnish Center of Excellence in Quantum Technology QTF (projects 312296, 336810) of the Academy of Finland, and RADDESS programme (project 328193), Grant No. FQXi-IAF19-06 (“Exploring the fundamental limits set by thermodynamics in the quantum regime”) of the Foundational Questions Institute Fund (FQXi), the QuantERA grant SiUCs (Grant No. 731473 QuantERA), and by University of Catania, Piano per la Ricerca 2016–18 - linea di intervento “Chance”, Piano di Incentivi per la Ricerca di Ateneo 2020/2022, proposal Q-ICT.

## References

- [1] A. Acín, I. Bloch, H. Buhrman, T. Calarco, C. Eichler, J. Eisert, D. Esteve, N. Gisin, S. J. Glaser, F. Jelezko, S. Kuhr, M. Lewenstein, M. F. Riedel, P. O. Schmidt, R. Thew, A. Wallraff, I. Walmsley, F. K. Wilhelm, The quantum technologies roadmap: A European community view, *New J. Phys.* 20 (8) (2018) 080201. doi:10.1088/1367-2630/aad1ea.
- [2] S. J. Glaser, U. Boscain, T. Calarco, C. P. Koch, W. Köckenberger, R. Kosloff, I. Kuprov, B. Luy, S. Schirmer, T. Schulte-Herbrüggen, D. Sugny, F. K. Wilhelm, Training Schrödinger’s cat: Quantum optimal control: Strategic report on current status, visions and goals for research in Europe, *Eur. Phys. J. D* 69 (12) (2015) 279. doi:10.1140/epjd/e2015-60464-1.
- [3] U. Boscain, M. Sigalotti, D. Sugny, Introduction to the Pontryagin Maximum Principle for Quantum Optimal Control, *PRX Quantum* 2 (3) (2021) 030203. doi:10.1103/PRXQuantum.2.030203.
- [4] P. Rembold, N. Oshnik, M. M. Müller, S. Montangero, T. Calarco, E. Neu, Introduction to quantum optimal control for quantum sensing with nitrogen-vacancy centers in diamond, *AVS Quantum Sci.* 2 (2) (2020) 024701. doi:10.1116/5.0006785.
- [5] F. K. Wilhelm, S. Kirchhoff, S. Machnes, N. Wittler, D. Sugny, An introduction into optimal control for quantum technologies, arXiv:2003.10132 [quant-ph] (Mar. 2020). arXiv:2003.10132.

<sup>15</sup>[https://www.github.com/luigiannelli/threeLS\\_populationTransfer](https://www.github.com/luigiannelli/threeLS_populationTransfer)

- [6] D. Liberzon, *Calculus of Variations and Optimal Control Theory: A Concise Introduction*, Princeton University Press, Princeton ; Oxford, 2012.
- [7] D. D'Alessandro, *Introduction to Quantum Control and Dynamics*, 2nd Edition, Chapman and Hall/CRC, Boca Raton, 2021. doi:10.1201/9781003051268.
- [8] A. Bressan, B. Piccoli, B. Piccoli, *Introduction to the Mathematical Theory of Control: With 102 Figures and 107 Exercises*, no. Vol. 2 in AIMS Series on Applied Mathematics, American Institute of Mathematical Sciences, Springfield, Mont, 2007.
- [9] M. V. Berry, Transitionless quantum driving, *J. Phys. A: Math. Theor.* 42 (36) (2009) 365303. doi:10.1088/1751-8113/42/36/365303.
- [10] D. Guéry-Odelin, A. Ruschhaupt, A. Kiely, E. Torrontegui, S. Martínez-Garaot, J. G. Muga, Shortcuts to adiabaticity: Concepts, methods, and applications, *Rev. Mod. Phys.* 91 (4) (2019) 045001. doi:10.1103/RevModPhys.91.045001.
- [11] V. Dunjko, H. J. Briegel, Machine learning & artificial intelligence in the quantum domain: A review of recent progress, *Rep. Prog. Phys.* 81 (7) (2018) 074001. doi:10.1088/1361-6633/aab406.
- [12] G. Carleo, I. Cirac, K. Cranmer, L. Daudet, M. Schuld, N. Tishby, L. Vogt-Maranto, L. Zdeborová, Machine learning and the physical sciences, *Rev. Mod. Phys.* 91 (4) (2019) 045002. doi:10.1103/RevModPhys.91.045002.
- [13] P. Mehta, M. Bukov, C.-H. Wang, A. G. R. Day, C. Richardson, C. K. Fisher, D. J. Schwab, A high-bias, low-variance introduction to Machine Learning for physicists, *Physics Reports* 810 (2019) 1–124. doi:10.1016/j.physrep.2019.03.001.
- [14] F. Marquardt, Machine learning and quantum devices, *SciPost Physics Lecture Notes* (2021) 029doi:10.21468/SciPostPhysLectNotes.29.
- [15] G. Carleo, M. Troyer, Solving the quantum many-body problem with artificial neural networks, *Science* 355 (6325) (2017) 602–606. doi:10.1126/science.aag2302.
- [16] A. Youssry, G. A. Paz-Silva, C. Ferrie, Characterization and control of open quantum systems beyond quantum noise spectroscopy, *npj Quantum Inf* 6 (1) (2020) 95. doi:10.1038/s41534-020-00332-8.
- [17] S. Sgroi, G. M. Palma, M. Paternostro, Reinforcement learning approach to nonequilibrium quantum thermodynamics, *Physical Review Letters* 126 (2) (2021) 020601.
- [18] K. Beer, D. Bondarenko, T. Farrelly, T. J. Osborne, R. Salzmann, D. Scheiermann, R. Wolf, Training deep quantum neural networks, *Nat Commun* 11 (1) (2020) 808. doi:10.1038/s41467-020-14454-2.
- [19] J. Romero, J. P. Olson, A. Aspuru-Guzik, Quantum autoencoders for efficient compression of quantum data, *Quantum Sci. Technol.* 2 (4) (2017) 045001. doi:10.1088/2058-9565/aa8072.
- [20] V. Saggio, B. E. Asenbeck, A. Hamann, T. Strömberg, P. Schian-sky, V. Dunjko, N. Friis, N. C. Harris, M. Hochberg, D. Englund, S. Wölk, H. J. Briegel, P. Walther, Experimental quantum speed-up in reinforcement learning agents, *Nature* 591 (7849) (2021) 229–233. doi:10.1038/s41586-021-03242-7.
- [21] J. Brown, S. Sgroi, L. Giannelli, G. S. Paraoanu, E. Paladino, G. Falci, M. Paternostro, A. Ferraro, Reinforcement learning-enhanced protocols for coherent population-transfer in three-level quantum systems, *New J. Phys.* 23 (9) (2021) 093035. doi:10.1088/1367-2630/ac2393.
- [22] R. Porotti, D. Tamascelli, M. Restelli, E. Prati, Coherent transport of quantum states by deep reinforcement learning, *Communications Physics* 2 (1) (2019) 1–9.
- [23] I. Paparella, L. Moro, E. Prati, Digitally stimulated Raman passage by deep reinforcement learning, *Physics Letters A* 384 (14) (2020) 126266. doi:10.1016/j.physleta.2020.126266.
- [24] N. F. Costa, Y. Omar, A. Sultanov, G. S. Paraoanu, Benchmarking machine learning algorithms for adaptive quantum phase estimation with noisy intermediate-scale quantum sensors, *EPJ Quantum Technol.* 8 (1) (2021) 16. doi:10.1140/epjqt/s40507-021-00105-y.
- [25] A. Hentschel, B. C. Sanders, Machine Learning for Precise Quantum Measurement, *Phys. Rev. Lett.* 104 (6) (2010) 063603. doi:10.1103/PhysRevLett.104.063603.
- [26] A. Hentschel, B. C. Sanders, Efficient Algorithm for Optimizing Adaptive Quantum Metrology Processes, *Phys. Rev. Lett.* 107 (23) (2011) 233601. doi:10.1103/PhysRevLett.107.233601.
- [27] J. R. Kuklinski, U. Gaubatz, F. T. Hioe, K. Bergmann, Adiabatic population transfer in a three-level system driven by delayed laser pulses, *Phys. Rev. A* 40 (11) (1989) 6741–6744.
- [28] K. Bergmann, H. Theuer, B. Shore, Coherent population transfer among quantum states of atoms and molecules, *Reviews of Modern Physics* 70 (3) (1998) 1003.
- [29] N. V. Vitanov, A. A. Rangelov, B. W. Shore, K. Bergmann, Stimulated Raman adiabatic passage in physics, chemistry, and beyond, *Reviews of Modern Physics* 89 (1) (2017) 015006.
- [30] U. Boscain, G. Charlot, J.-P. Gauthier, S. Guérin, H.-R. Jauslin, Optimal control in laser-induced population transfer for two- and three-level quantum systems, *J. Math. Phys.* 43 (5) (2002) 2107. doi:10.1063/1.1465516.
- [31] I. I. Rabi, N. F. Ramsey, J. Schwinger, Use of rotating coordinates in magnetic resonance problems, *Reviews of Modern Physics* 26 (2) (1954) 167.
- [32] B. W. Shore, et al., *The Theory of Coherent Atomic Excitation*, Wiley New York, 1990.
- [33] H. J. Carmichael, *Statistical Methods in Quantum Optics 1: Master Equations and Fokker-Planck Equations*, Vol. 1, Springer Science & Business Media, 1999.
- [34] M. Born, V. Fock, Beweis des adiabatensatzes, *Zeitschrift für Physik* 51 (3-4) (1928) 165–180.
- [35] A. Messiah, *Quantum Mechanics*, Vol. 1/2, North-Holland, Amsterdam, 1961.
- [36] E. Arimondo, G. Orriols, Nonabsorbing atomic coherences by coherent two-photon transitions in a three-level optical pumping, *Lettere al Nuovo Cimento* (1971-1985) 17 (10) (1976) 333–338.
- [37] M. Fleischhauer, A. S. Manka, Propagation of laser pulses and coherent population transfer in dissipative three-level systems: An adiabatic dressed-state picture, *Physical Review A* 54 (1) (1996) 794.
- [38] L. Giannelli, E. Arimondo, Three-level superadiabatic quantum driving, *Phys. Rev. A* 89 (3) (2014) 033419. doi:10.1103/PhysRevA.89.033419.
- [39] F. Petiziol, E. Arimondo, L. Giannelli, F. Mintert, S. Wimberger, Optimized three-level quantum transfers based on frequency-modulated optical excitations, *Sci Rep* 10 (1) (2020) 2185. doi:10.1038/s41598-020-59046-8.
- [40] N. Khaneja, T. Reiss, C. Kehlet, T. Schulte-Herbrüggen, S. J. Glaser, Optimal control of coupled spin dynamics: Design of NMR pulse sequences by gradient ascent algorithms, *Journal of magnetic resonance* 172 (2) (2005) 296–305.
- [41] J. P. Palao, R. Kosloff, Optimal control theory for unitary transformations, *Phys. Rev. A* 68 (6) (2003) 062308. doi:10.1103/PhysRevA.68.062308.
- [42] S. Montangero, T. Calarco, R. Fazio, Robust Optimal Quantum Gates for Josephson Charge Qubits, *Phys. Rev. Lett.* 99 (17) (2007) 170501. doi:10.1103/PhysRevLett.99.170501.
- [43] R. S. Said, J. Twamley, Robust control of entanglement in a nitrogen-vacancy center coupled to a C 13 nuclear spin in diamond, *Phys. Rev. A* 80 (3) (2009) 032303. doi:10.1103/PhysRevA.80.032303.
- [44] M. H. Goerz, G. Gualdi, D. M. Reich, C. P. Koch, F. Motzoi, K. B. Whaley, J. Vala, M. M. Müller, S. Montangero, T. Calarco, Optimizing for an arbitrary perfect entangler. II. Application, *Phys. Rev. A* 91 (6) (2015) 062307. doi:10.1103/PhysRevA.91.062307.
- [45] V. Gorini, A. Kossakowski, E. C. G. Sudarshan, Completely positive dynamical semigroups of N-level systems, *Journal of Mathematical Physics* 17 (5) (1976) 821–825.
- [46] G. Lindblad, On the generators of quantum dynamical semigroups, *Communications in Mathematical Physics* 48 (2) (1976) 119–130.
- [47] H. A. Rabitz, M. M. Hsieh, C. M. Rosenthal, Quantum Optimally Controlled Transition Landscapes, *Science* 303 (5666) (2004)

- 1998–2001. doi:10.1126/science.1093649.
- [48] V. F. Krotov, Global Methods in Optimal Control Theory, in: A. B. Kurzhanski (Ed.), *Advances in Nonlinear Dynamics and Control: A Report from Russia*, Progress in Systems and Control Theory, Birkhäuser, Boston, MA, 1993, pp. 74–121. doi:10.1007/978-1-4612-0349-0\_3.
- [49] A. I. Konnov, V. F. Krotov, On global methods for the successive improvement of control processes, *Autom. Remote Control* 60 (10) (1999) 1427–1436.
- [50] S. Machnes, E. Assémat, D. Tannor, F. K. Wilhelm, Tunable, Flexible, and Efficient Optimization of Control Pulses for Practical Qubits, *Phys. Rev. Lett.* 120 (15) (2018) 150401. doi:10.1103/PhysRevLett.120.150401.
- [51] P. Doria, T. Calarco, S. Montangero, Optimal Control Technique for Many-Body Quantum Dynamics, *Phys. Rev. Lett.* 106 (19) (2011) 190501. doi:10.1103/PhysRevLett.106.190501.
- [52] T. Caneva, T. Calarco, S. Montangero, Chopped random-basis quantum optimization, *Phys. Rev. A* 84 (2) (2011) 022326. doi:10.1103/PhysRevA.84.022326.
- [53] N. Rach, M. M. Müller, T. Calarco, S. Montangero, Dressing the chopped-random-basis optimization: A bandwidth-limited access to the trap-free landscape, *Phys. Rev. A* 92 (6) (2015) 062343. doi:10.1103/PhysRevA.92.062343.
- [54] J. R. Johansson, P. D. Nation, F. Nori, QuTiP 2: A Python framework for the dynamics of open quantum systems., *Comput. Phys. Commun.* 184 (4) (2013) 1234–1240.
- [55] M. J. D. Powell, An efficient method for finding the minimum of a function of several variables without calculating derivatives, *The Computer Journal* 7 (2) (1964) 155–162. doi:10.1093/comjnl/7.2.155.
- [56] J. A. Nelder, R. Mead, A Simplex Method for Function Minimization, *The Computer Journal* 7 (4) (1965) 308–313. doi:10.1093/comjnl/7.4.308.
- [57] R. H. Byrd, P. Lu, J. Nocedal, C. Zhu, A Limited Memory Algorithm for Bound Constrained Optimization, *SIAM J. Sci. Comput.* 16 (5) (1995) 1190–1208. doi:10.1137/0916069.
- [58] P. Virtanen, R. Gommers, T. E. Oliphant, M. Haberland, T. Reddy, D. Cournapeau, E. Burovski, P. Peterson, W. Weckesser, J. Bright, S. J. van der Walt, M. Brett, J. Wilson, K. J. Millman, N. Mayorov, A. R. J. Nelson, E. Jones, R. Kern, E. Larson, C. J. Carey, Í. Polat, Y. Feng, E. W. Moore, J. VanderPlas, D. Laxalde, J. Perktold, R. Cimrman, I. Henriksen, E. A. Quintero, C. R. Harris, A. M. Archibald, A. H. Ribeiro, F. Pedregosa, P. van Mulbregt, SciPy 1.0 Contributors, A. Kloeckner, A. Scopatz, A. Lee, A. Rokem, C. N. Woods, C. Fulton, C. Masson, C. Häggström, C. Fitzgerald, D. A. Nicholson, D. R. Hagen, D. V. Pasechnik, E. Olivetti, E. Martin, E. Wieser, F. Silva, F. Lenders, F. Wilhelm, G. Young, G. A. Price, G.-L. Ingold, G. E. Allen, G. R. Lee, H. Audren, I. Probst, J. P. Dietrich, J. Silterra, J. T. Webber, J. Slavič, J. Nothman, J. Buchner, J. Kulick, J. L. Schönberger, J. V. de Miranda Cardoso, J. Reimer, J. Harrington, J. L. C. Rodríguez, J. Nunez-Iglesias, J. Kuczynski, K. Tritz, M. Thoma, M. Newville, M. Kümmerer, M. Bolingbroke, M. Tartre, M. Pak, N. J. Smith, N. Nowaczyk, N. Shebanov, O. Pavlyk, P. A. Brodtkorb, P. Lee, R. T. McGibbon, R. Feldbauer, S. Lewis, S. Tygier, S. Sievert, S. Vigna, S. Peterson, S. More, T. Pudlik, T. Oshima, T. J. Pingel, T. P. Robitaille, T. Spura, T. R. Jones, T. Cera, T. Leslie, T. Zito, T. Krauss, U. Upadhyay, Y. O. Halchenko, Y. Vázquez-Baeza, SciPy 1.0: Fundamental algorithms for scientific computing in Python, *Nat Methods* 17 (3) (2020) 261–272. doi:10.1038/s41592-019-0686-2.
- [59] K. S. Kumar, A. Vepsäläinen, S. Danilin, G. S. Paraoanu, Stimulated Raman adiabatic passage in a three-level superconducting circuit, *Nat Commun* 7 (1) (2016) 10628. doi:10.1038/ncomms10628.
- [60] A. Vepsäläinen, S. Danilin, G. S. Paraoanu, Superadiabatic population transfer in a three-level superconducting circuit, *Science Advances* 5 (2) (2019) eaau5999. doi:10.1126/sciadv.aau5999.
- [61] A. Vepsäläinen, G. S. Paraoanu, Simulating Spin Chains Using a Superconducting Circuit: Gauge Invariance, Superadiabatic Transport, and Broken Time-Reversal Symmetry, *Advanced Quantum Technologies* 3 (4) (2020) 1900121. doi:10.1002/qute.201900121.
- [62] K. Hornik, M. Stinchcombe, H. White, Multilayer feedforward networks are universal approximators, *Neural Networks* 2 (5) (1989) 359–366. doi:10.1016/0893-6080(89)90020-8.
- [63] T. P. Lillicrap, J. J. Hunt, A. Pritzel, N. Heess, T. Erez, Y. Tassa, D. Silver, D. Wierstra, Continuous control with deep reinforcement learning, arXiv:1509.02971 [cs, stat] (Jul. 2019). arXiv:1509.02971.
- [64] V. Mnih, K. Kavukcuoglu, D. Silver, A. Graves, I. Antonoglou, D. Wierstra, M. Riedmiller, Playing Atari with Deep Reinforcement Learning, arXiv:1312.5602 [cs] (Dec. 2013). arXiv:1312.5602.
- [65] V. Mnih, K. Kavukcuoglu, D. Silver, A. A. Rusu, J. Veness, M. G. Bellemare, A. Graves, M. Riedmiller, A. K. Fidjeland, G. Ostrovski, S. Petersen, C. Beattie, A. Sadik, I. Antonoglou, H. King, D. Kumaran, D. Wierstra, S. Legg, D. Hassabis, Human-level control through deep reinforcement learning, *Nature* 518 (7540) (2015) 529–533. doi:10.1038/nature14236.
- [66] D. Silver, J. Schrittwieser, K. Simonyan, I. Antonoglou, A. Huang, A. Guez, T. Hubert, L. Baker, M. Lai, A. Bolton, Y. Chen, T. Lillicrap, F. Hui, L. Sifre, G. van den Driessche, T. Graepel, D. Hassabis, Mastering the game of Go without human knowledge, *Nature* 550 (7676) (2017) 354–359. doi:10.1038/nature24270.
- [67] V. Sivak, A. Eickbusch, H. Liu, B. Royer, I. Tsioutsios, M. Devoret, Model-free quantum control with reinforcement learning, arXiv preprint arXiv:2104.14539 (2021).
- [68] T. Haug, W.-K. Mok, J.-B. You, W. Zhang, C. E. Png, L.-C. Kwek, Classifying global state preparation via deep reinforcement learning, *Machine Learning: Science and Technology* 2 (1) (2020) 01LT02.
- [69] E.-J. Kuo, Y.-L. L. Fang, S. Y.-C. Chen, Quantum architecture search via deep reinforcement learning, arXiv preprint arXiv:2104.07715 (2021).
- [70] Z. An, H.-J. Song, Q.-K. He, D. Zhou, Quantum optimal control of multilevel dissipative quantum systems with reinforcement learning, *Physical Review A* 103 (1) (2021) 012404.
- [71] R. Sutton, A. G. Barto, *Reinforcement Learning: An Introduction*, MIT press, 2018.
- [72] S. Guadarrama, A. Korattikara, O. Ramirez, P. Castro, E. Holly, S. Fishman, K. Wang, E. Gonina, N. Wu, E. Kokiopoulou, L. Sbaiz, J. Smith, G. Bartók, J. Berent, C. Harris, V. Vanhoucke, E. Brevedo, TF-Agents: A library for Reinforcement Learning in TensorFlow (2018).
- [73] D. P. Kingma, J. Ba, Adam: A Method for Stochastic Optimization, arXiv:1412.6980 [cs] (Jan. 2017). arXiv:1412.6980.