

# INRU: A Quasigroup Based Lightweight Block Cipher

Sharwan K. Tiwari<sup>a,\*</sup>, Ambrish Awasthi<sup>a</sup>, Sucheta Chakrabarti<sup>a</sup>, Sudha Yadav<sup>a</sup>

<sup>a</sup>*Scientific Analysis Group, Defence Research & Development Organization, Metcalfe House, Delhi-110054, India*

---

## Abstract

In this paper, we propose a quasigroup based block cipher design. The round functions of the encryption and decryption algorithms use quasigroup based string transformations. We show the robustness of the design against the standard differential, linear and algebraic cryptanalytic attacks. We also provide detailed statistical analysis using NIST test suite in CBC, CFB, OFB, and CTR modes of operation. We compare the statistical experimental results with the AES-128 in the same setup and conclude that the randomizing ability of our algorithm is equivalent to that of AES-128.

*Keywords:* Cryptology, Lightweight block ciphers, Quasigroups, String transformations.

---

## 1. Introduction

Quasigroup based cryptography is rapidly evolving and gaining the attention of the cryptographic community for the last two decades [10, 32, 33]. Quasigroups have found many applications in the various cryptographic primitives and algorithms[31]. They are used in the construction of Sboxes, pseudorandom number generators, and hash functions[29, 22]. They are also used in message authentication, zero-knowledge protocol, and in the designing of the fast stream and block ciphers [20, 6, 17, 34]. Several quasigroup based cryptographic schemes viz. Edon-80, Edon-R, and GAGE

---

\*Corresponding author

*Email addresses:* shrawant@gmail.com (Sharwan K. Tiwari), ambrishawasthi@yahoo.com (Ambrish Awasthi), suchetadrdo@hotmail.com (Sucheta Chakrabarti), sudhayadav2611@gmail.com (Sudha Yadav)

& InGAGE, etc. [21, 15] participated in the various famous cryptographic competitions and had been analyzed by the community.

The non-associative and non-commutative properties of the quasigroup structure make them useful for the cryptographic purpose because many well-known standard cryptanalytic techniques to attack quasigroup based cryptographic designs cannot be applied straightforward.

The Quasigroup structure defines a combinatorial structure known as Latin square, and conversely. They are well-studied algebraic and combinatorial structures, see in [8, 9, 24, 18, 25, 26]. Quasigroup string transformations are one of the fundamental building blocks in the design of quasigroup based cryptographic algorithms. The security of these transformations heavily depends on a proper choice of quasigroups [1, 3, 28, 27]. In particular, the choice of quasigroups affects the rate of growth of the period and randomness of their output [19]. Of course, a significant period and randomness provide good security to the cryptographic algorithms.

A suitable class of quasigroups for the cryptographic purpose should consist of non-affine & simple quasigroups and they should not possess any proper subquasigroup. Since string transformations over quasigroups belonging to this class provide high non-linearity in the cryptographic primitives and introduce necessary confusion in the block cipher algorithms. Furthermore, these properties in the quasigroup also ensure that the search space of the brute-force attack cannot be reduced. The simple and non-affine quasigroups are polynomially complete algebraic structures and the problem of solving a system of equations over such algebraic structures is NP-complete [23].

We propose a block cipher design based on quasigroup string transformations. The string transformation based cryptographic algorithms use different functions for encryption and decryption. These functions use string transformations over conjugate quasigroups. The conjugates of suitable finite quasigroups are suitable [7]. The security strength of such cryptographic schemes needs to be evaluated corresponding to both functions. We analyze the design rigorously against the standard linear and differential cryptanalytic attacks and show that these well-known techniques do not apply straightforward. We have also generated an algebraic system of polynomial equations over  $\mathbb{F}_2$  of the design by using a Boolean representation of the quasigroup binary operation. We perform some practical experiments of solving algebraic systems of the reduced round of the design using Gröbner bases techniques. The complete algebraic system is too complex to be solved

using only algebraic techniques.

The organization of the paper is as follows. In Section 2, we revise some definitions and properties of the quasigroups used in this paper. Then, in Section 3, we present our block cipher design. In section 4, we analyze our design using standard linear, differential, and algebraic cryptanalytic techniques and show the robustness of the design against these attacks. Further, in Section 5, we also test the randomizing ability of our algorithm using NIST statistical test suite[5]. We compare the statistical experimental results with AES-128 in the same setup and conclude that the randomization obtained from both algorithms is equivalent. We conclude the work in Section 7.

## 2. Preliminaries

In this section, we introduce some of the terminology used in this paper. A *quasigroup* is a set  $Q$  with a binary operation of multiplication  $x * y$  such that for all  $a, b \in Q$  the equations  $a * x = b$ ,  $y * a = b$  have unique solutions  $x = a \backslash_* b$ ,  $y = b /_* a$ . A binary operation  $*$  of quasigroup provides two other binary operations  $\backslash_*$  and  $/_*$  which are defined as

$$x \backslash_*(x * y) = y = x * (x \backslash_* y), (x * y) /_* y = x = (x /_* y) * y, \quad \forall x, y \in Q.$$

Each quasigroup  $(Q = \{x_1, \dots, x_n\}, *)$  can be given by a Latin square  $L$  of size  $n^2$

$$\begin{array}{c|ccc} * & x_1 & \dots & x_n \\ \hline x_1 & a_{11} & \dots & a_{1n} \\ \vdots & \dots & \dots & \dots \\ x_n & a_{n1} & \dots & a_{nn} \end{array} \quad (1)$$

Each entry  $a_{ij}$  stands for the product  $x_i * x_j$  in the quasigroup  $(Q, *)$ . A quasigroup  $(Q, *)$  is *affine* if  $Q$  is equipped with a structure of additive abelian group  $(Q, +)$  such that  $\forall x, y \in Q$ ,

$$x * y = \alpha(x) + \beta(y) + c$$

where  $c \in Q$  and  $\alpha, \beta$  are automorphisms of  $(Q, +)$ . A quasigroup is *simple* if it has only trivial congruence relations. A finite quasigroup is said to be *polynomially complete* if it is simple and non-affine.

**Definition 2.1 (e-transformation).** Let  $(Q, *)$  be a quasigroup and  $Q^r = \{a_0, a_1, \dots, a_{r-1} \mid a_i \in Q, r \geq 2\}$ . Fix an element  $l \in Q$ , commonly known as leader, define

$$\begin{aligned} e_{(Q,*) , l} : Q^r &\rightarrow Q^r, & a_0, \dots, a_{r-1} &\mapsto b_0, \dots, b_{r-1} \\ b_0 &= l * a_0, & b_i &= b_{i-1} * a_i, \quad i = 1, \dots, r-1 \end{aligned}$$

The map  $e_{(Q,*) , l}$  is generally known as (left) **e-transformation**. We denote  $e_{(Q,*) , l}$  by  $e_l$ , when the quasigroup is clear in the context.

**Definition 2.2 (d-transformation).** Define another elementary transformation  $d$  on  $(Q, \setminus_*)$ , corresponding to  $(Q, *)$ , with leader  $l \in Q$  given by

$$\begin{aligned} d_{(Q, \setminus_*) , l} : Q^r &\rightarrow Q^r, & a_0, \dots, a_{r-1} &\mapsto b_0, \dots, b_{r-1} \\ b_0 &= l \setminus_* a_0, & b_i &= a_{i-1} \setminus_* a_i, \quad i = 1, \dots, r-1 \end{aligned}$$

It is commonly known as (left) **d-transformation**.

These transformations are also commonly known as Quasigroup (elementary) String Transformations. Let  $(Q, *, /_*, \setminus_*)$  be a finite quasigroup, then for each  $a \in Q^r$  and any fix  $l \in Q$ , the elementary transformations  $e_l$  and  $d_l$ , defined above, are mutually inverse maps, i.e.

$$d_{(Q, \setminus_*) , l} \circ e_{(Q,*) , l}(a) = a = e_{(Q,*) , l} \circ d_{(Q, \setminus_*) , l}(a)$$

Let  $*$  and  $*'$  be two binary operations on a set  $Q$  and consider  $l, l' \in Q$ . Then, the composite (left) transformations, denoted by  $E$  &  $D$  are defined as follows:

$$E_{l, l'} = e_{l, (Q, *)} \circ e_{l', (Q, *')}, \quad D_{l', l} = d_{l', (Q, \setminus_*')} \circ d_{l, (Q, \setminus_*)}$$

The composition can be defined for any finite number of string transformations over quasigroups. It is to be noted that for the composite string transformation, all the leaders and quasigroup operations need not be distinct. These transformations play an important role to increase the security of quasigroup based cryptographic algorithms by using more than one quasigroups and more than one round with different leaders. In the next section we propose a new block cipher design based on quasigroup using string transformations.

### 3. Block cipher design based on Quasigroup string transformations

Our design of block cipher consists of 16 rounds. It operates on a block size of 64-bit and requires 128-bit long key. The round function is mainly defined by elementary string transformations over a quasigroup. The design uses a quasigroup  $(Q, *)$  of order 16 given by the following Latin square.

*	0	1	2	3	4	5	6	7	8	9	a	b	c	d	e	f
0	5	c	1	0	2	e	9	8	f	d	3	b	7	a	4	6
1	f	4	3	a	8	d	6	2	5	e	1	7	b	0	c	9
2	6	7	d	2	0	3	f	a	9	1	e	4	c	8	b	5
3	8	d	7	9	f	4	0	5	2	c	b	3	1	6	e	a
4	4	f	0	1	d	8	7	e	c	2	a	6	9	3	5	b
5	9	b	e	8	a	1	5	0	6	3	d	c	4	2	7	f
6	a	1	c	f	9	b	2	6	0	7	4	e	d	5	3	8
7	e	2	9	7	c	5	1	4	d	f	6	a	0	b	8	3
8	7	6	8	e	3	0	4	1	b	a	2	f	5	d	9	c
9	2	e	b	6	5	c	a	f	8	4	7	1	3	9	d	0
a	b	9	2	d	1	a	c	3	7	0	8	5	f	e	6	4
b	0	3	4	5	6	7	8	9	a	b	c	d	e	f	1	2
c	3	0	f	c	7	6	d	b	1	9	5	8	2	4	a	e
d	1	a	5	4	b	9	e	7	3	6	f	2	8	c	0	d
e	d	8	6	b	4	f	3	c	e	5	9	0	a	7	2	1
f	c	5	a	3	e	2	b	d	4	8	0	9	6	1	f	7

The security of quasigroup based cryptographic algorithms also depends on the choice of the quasigroup. An algorithm to construct cryptographically suitable quasigroups of any order  $p^n$  has been given by Artamonov et. al. The above mentioned quasigroup has been generated using the algorithm given [2]. It is polynomially complete and does not have any proper sub-quasigroups. The algebraic degree of vector Boolean representation of the quasigroup is 6.

The round functions of the design consist of key mixing, an elementary string transformation over  $(Q, *)$  for providing the confusion and again an elementary transformation over a linear quasigroup  $(\mathbb{F}_2, \oplus)$  which provides diffusion. The 64-bit long round keys are generated from a master key of 128-bit length using a key scheduling algorithm, given in the subsection 3.1. The keys are mixed by xoring. The elementary transformation over  $(Q, *)$  is nonlinear. It is applied from the left side of 64-bit string in odd rounds and from right side of the string in even rounds. We denote them by `eLeft` and

$\mathbf{eRight}$  for the odd and even rounds, respectively. The pictorial representation of  $\mathbf{eLeft}$  and  $\mathbf{eRight}$  are given in Figures 1 and 2.

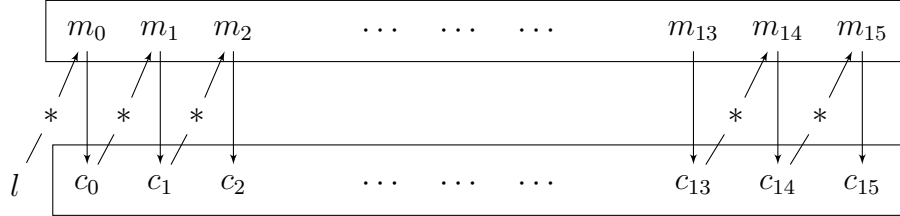


Figure 1:  $\mathbf{eLeft}_{(Q,*)}l$

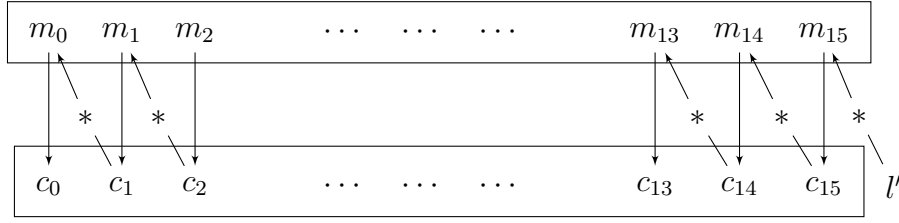


Figure 2:  $\mathbf{eRight}_{(Q,*)}l'$

The elements  $l, l' \in Q$  are commonly known as leaders. Since  $\mathbf{eLeft}$  and  $\mathbf{eRight}$  operate over  $(Q, *)$ , the 64-bit input divided into 16, 4-bit elements of  $Q$ . The output of the transformation is being diffused using  $\mathbf{eLeft}_{(\mathbb{F}_2, \oplus), 1}$  and  $\mathbf{eRight}_{(\mathbb{F}_2, \oplus), 0}$  transformations in even and odd rounds, respectively. Note that the  $\mathbf{eLeft}_{(\mathbb{F}_2, \oplus), 1}$  and  $\mathbf{eRight}_{(\mathbb{F}_2, \oplus), 0}$  are linear functions, see Figure 3 and 4.

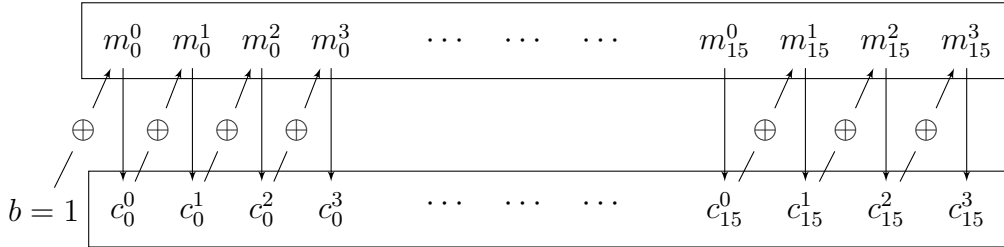


Figure 3:  $\mathbf{eLeft}_{(\mathbb{F}_2, \oplus), 1}$

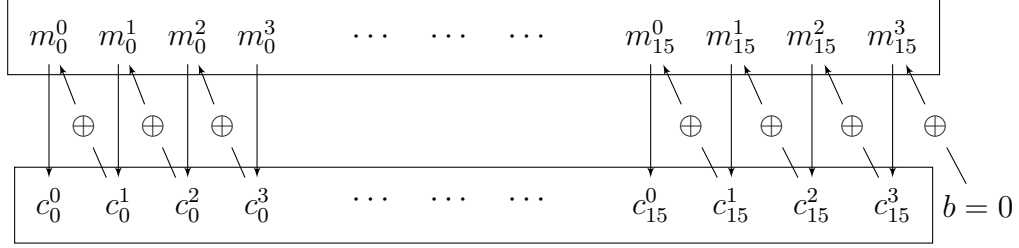


Figure 4:  $\mathbf{eRight}_{(\mathbb{F}_2, \oplus), 0}$

The mathematical representation of round functions:

- xoring of round keys:

$$\begin{aligned} \mathbf{kXor} : \mathbb{F}_2^{64} \times \mathbb{F}_2^{64} &\rightarrow \mathbb{F}_2^{64}, \\ ((k_0, \dots, k_{63}, a_0, \dots, a_{63}) &\mapsto (k_0 \oplus a_0, \dots, k_{63} \oplus a_{63})) \end{aligned}$$

- confusion transformations:

$$\begin{aligned} \mathbf{eLeft}_{(Q, *), l} : Q^{16} &\rightarrow Q^{16}, \quad a_0, \dots, a_{15} \mapsto b_0, \dots, b_{15}, \\ b_0 &= l * a_0, \quad b_i = b_{i-1} * a_i, \quad i = 1, \dots, 15 \end{aligned}$$

$$\begin{aligned} \mathbf{eRight}_{(Q, *), l'} : Q^{16} &\rightarrow Q^{16}, \quad a_0, \dots, a_{15} \mapsto b_0, \dots, b_{15}, \\ b_{15} &= l' * a_{15}, \quad b_i = b_{i+1} * a_i, \quad i = 14, \dots, 0 \end{aligned}$$

- diffusion transformations:

$$\mathbf{eLeft}_{(\mathbb{F}_2, \oplus), 1} : \mathbb{F}_2^{64} \rightarrow \mathbb{F}_2^{64}, \quad \mathbf{eRight}_{(\mathbb{F}_2, \oplus), 0} : \mathbb{F}_2^{64} \rightarrow \mathbb{F}_2^{64}$$

Except 16<sup>th</sup> round, the odd and even round functions are

$$\begin{aligned} \mathbf{Rnd}_{\text{odd}} &= \mathbf{eRight}_{(\mathbb{F}_2, \oplus), 0} \circ \mathbf{eLeft}_{(Q, *), l} \circ \mathbf{kXor} \\ \mathbf{Rnd}_{\text{even}} &= \mathbf{eLeft}_{(\mathbb{F}_2, \oplus), 1} \circ \mathbf{eRight}_{(Q, *), l'} \circ \mathbf{kXor} \end{aligned}$$

The last round does not contain diffusion transformation. The final output is xored with 17<sup>th</sup> 64-bit key. The leader  $l$  used in  $\mathbf{eLeft}$  and  $\mathbf{eRight}$  transformations are first and last 4-bit of the odd and even round keys, respectively. The pseudo-code of the encryption and decryption functions are given in Algorithm 1 and 2.

---

**Algorithm 1** Encryption Algorithm

---

**Require:** Plaintext  $m$  and 64-bit round keys  $rk_0, \dots, rk_{16}$

**Ensure:** Ciphertext  $c$

```
1:  $c := m$ 
2: for  $1 \leq i \leq 16$  do
3:    $c = \text{kXor}(rk_{i-1}, c)$ 
4:   if  $i$  is odd then
5:      $c = \text{eLeft}_{(Q,*)}(c)$ 
6:      $c = \text{eRight}_{(\mathbb{F}_2, \oplus), 0}(c)$ 
7:   else
8:      $c = \text{eRight}_{(Q,*)}(c)$ 
9:     if  $i \neq 16$  then
10:       $c = \text{eLeft}_{(\mathbb{F}_2, \oplus), 1}(c)$ 
11:  $c = \text{kXor}(rk_{16}, c)$ 
12: return  $c$ 
```

---

---

**Algorithm 2** Decryption Algorithm

---

**Require:** Ciphertext  $c$  and 64-bit round keys  $rk_{16}, \dots, rk_0$

**Ensure:** Plaintext  $m$

```
1:  $m := c$ 
2:  $m = \text{kXor}(rk_{16}, m)$ 
3: for  $1 \leq i \leq 16$  do
4:   if  $i$  is odd then
5:     if  $i \neq 1$  then
6:        $m = \text{dLeft}_{(\mathbb{F}_2, \setminus \oplus), 1}(m)$ 
7:        $m = \text{dRight}_{l, (Q, \setminus *)}(m)$ 
8:     else
9:        $m = \text{dRight}_{(\mathbb{F}_2, \setminus \oplus), 0}(m)$ 
10:       $m = \text{dLeft}_{l, (Q, \setminus *)}(m)$ 
11:    $m = \text{kXor}(rk_{16-i}, m)$ 
12: return  $m$ 
```

---

In the decryption process, the round function operates in the reverse order. We use different string transformation over (inverse) conjugate of  $(Q, *)$ , denoted by  $(Q, \setminus *)$ . We denote by  $\text{dLeft}$  and  $\text{dRight}$ , the string transformations applied from the left and right sides of the string. They are



the inverse transformations of **eLeft** and **eRight**, respectively. The pictorial representations of **dLeft** and **dRight** are given in Figure 5 and 6.




Figure 5:  $\mathbf{dLeft}_{(Q, \setminus *), l}$




Figure 6:  $\mathbf{dRight}_{(Q, \setminus *), l'}$

In the first round, ciphertext is xored with  $rk_{16}$ , and apply  $\mathbf{dRight}_{l, (Q, \setminus *)}$  transformation and again xored with  $rk_{15}$ . After the first round, the round functions

$$\begin{aligned} \mathbf{Rnd}_{\text{odd}} &= \mathbf{kXor} \circ \mathbf{dRight}_{(Q, \setminus *), l} \circ \mathbf{dLeft}_{(\mathbb{F}_2, \setminus \oplus), 1}, \\ \mathbf{Rnd}_{\text{even}} &= \mathbf{kXor} \circ \mathbf{dLeft}_{(Q, \setminus *), l} \circ \mathbf{dRight}_{(\mathbb{F}_2, \setminus \oplus), 0} \end{aligned}$$

The schematic diagram of the encryption algorithm is given in Figure 7.

**Remark 3.1.** *As, the conjugates of a polynomially complete finite quasigroup is also polynomial complete. So, the quasigroup used in the decryption  $(Q, \setminus *)$  remains polynomially complete which ensures the nonlinearity of the decryption function [7].*

Now, we present our round keys generation algorithm from a 128-bit master key.

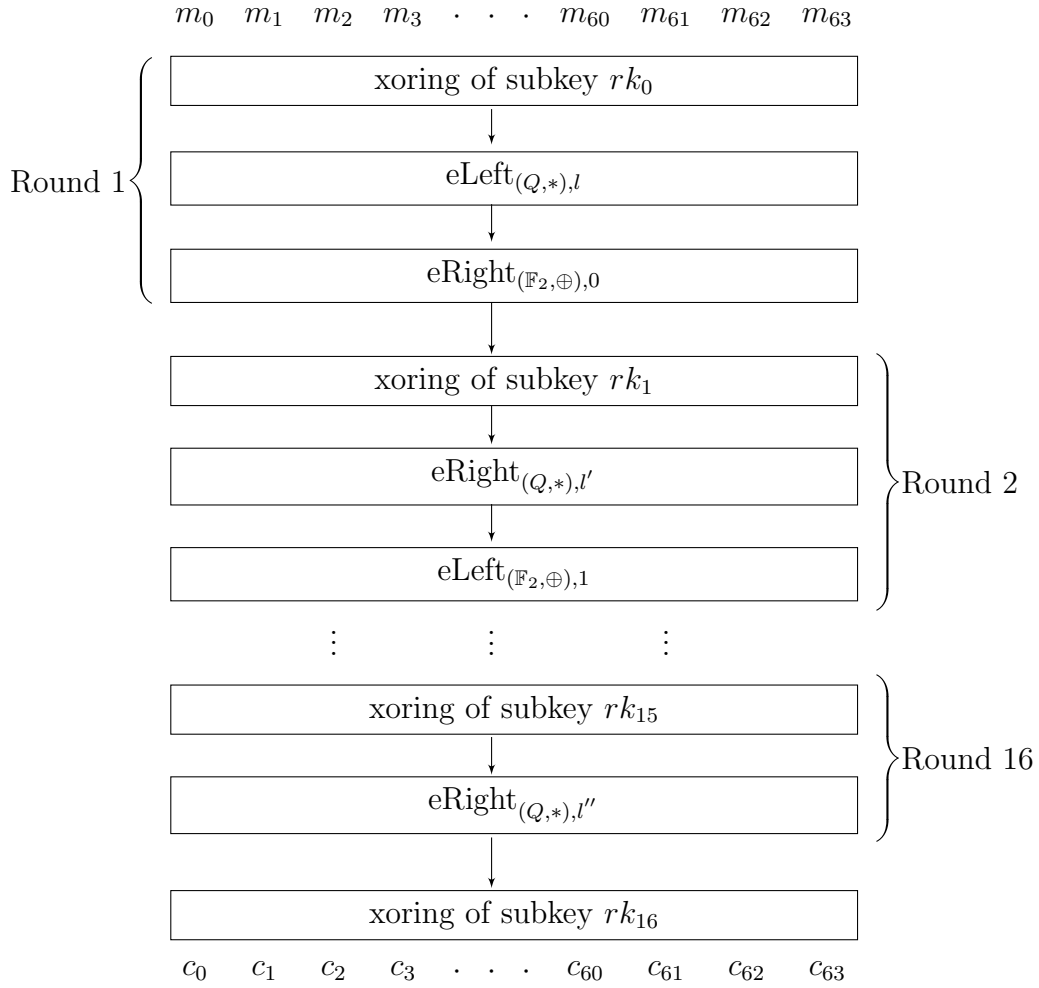


Figure 7: Encryption Algorithm of the Design

### 3.1. Key Scheduling Algorithm

Each round of the design requires 64-bit long keys. We generate 17, 64-bit round keys in the following steps.

First, a master **key** =  $k_0, k_1, \dots, k_{31}$  is mixed with a 64-bit **iv** =  $v_0, v_1, \dots, v_{15}$  and a 64-bit fixed string “15, 14,  $\dots$ , 0” using Algorithm 3.

---

**Algorithm 3** Key Mixing

---

**Require:**  $\text{key} = (k_0, k_1, \dots, k_{31}), \text{iv} = v_0, v_1, \dots, v_{15}$

**Ensure:** Mixed key with  $\text{iv}$

```
1:  $s = k_0, k_1, \dots, k_{31}, v_0, v_1, \dots, v_{15}, 15, 14, \dots, 0$ 
2:  $a = s$ 
3: for  $1 \leq i \leq 64$  do
4:   if  $i$  is odd then
5:      $a = \text{eLeft}_{(Q,*,s_{64-i})}(a)$ 
6:   else
7:      $a = \text{eRight}_{(Q,*,s_{64-i})}(a)$ 
8: return  $a$ 
```

---

Then, the round keys  $rk_0, rk_1, \dots, rk_{16}$  are generated from the output of the previous algorithm in the following way.

---

**Algorithm 4** Rounds Key Generation

---

**Require:** Mixed key with  $\text{iv}$ :  $a = a_0, \dots, a_{63}$  (Output of Key Mixing)

**Ensure:** Round keys  $rk$

```
1:  $s = \underbrace{0, 1, 2, \dots, 15}_1, \dots, \underbrace{0, 1, 2, \dots, 15}_{34}$ 
2:  $l = s$ 
3: for  $1 \leq i \leq 64$  do
4:   if  $i$  is odd then
5:      $l = \text{eLeft}_{(Q,*,a_{i-1})}(l)$ 
6:   else
7:      $l = \text{eRight}_{(Q,*,a_{i-1})}(l)$ 
8: for  $0 \leq i \leq 16$  do
9:    $rk_i = (l_{32*i+0}, l_{32*i+2}, \dots, l_{32*i+30})$ 
10: return  $rk = (rk_0, \dots, rk_{16})$ 
```

---

## 4. Security Analysis of the Design

### 4.1. Linear Cryptanalysis

The quasigroup binary operation  $*$  is nonlinear. The string transformations  $\text{eLeft}$  and  $\text{eRight}$  can be considered as a confusion layer of 16 Sboxes of type  $4 \times 4$ . There could be 16 different Sboxes for 16 different leaders from

$Q$ . The binary operation  $*$  for a fixed leader  $l \in Q$  provides a Sbox

$$S_l : Q \rightarrow Q, \quad x \mapsto l * x, \quad x \in Q$$

Clearly, the rows of the quasigroup provide Sbox as  $S_0, S_1, \dots, S_{15}$ . The (nonlinear) Sbox layer is output dependent that is the output of an Sboxes decides which Sbox  $S_i$  will be considered next.

In the linear cryptanalysis [30], one tries to approximate the nonlinear component of the design by some linear relation between the output bits at some round with the plaintext bits and key bits. Here we show that the standard approach of getting linear approximation relation is not applicable in the design even at the end of the second round. So, the design is resistant to linear attack.

Let  $x_0, x_1, \dots, x_{63}$  is a plaintext and  $k_0^1, \dots, k_{63}^1$  is the first round key. Then, for an arbitrary nonzero 4-bit input-output masks  $(a_0, a_1, a_2, a_3)$  and  $(b_0, b_1, b_2, b_3)$  corresponding to  $16^{th}$  Sbox we have

$$\mathbf{b}_0 \mathbf{y}_{60} \oplus \dots \oplus \mathbf{b}_3 \mathbf{y}_{63} = \mathbf{a}_0 (\mathbf{x}_{60} \oplus \mathbf{k}_{60}^1) \oplus \dots \oplus \mathbf{a}_3 (\mathbf{x}_{63} \oplus \mathbf{k}_{63}^1) \quad (2)$$

where  $y_0, \dots, y_{63}$  represent the output of the Sbox layer. If  $z_0, \dots, z_{63}$  denote the output after diffusion layer, we get the following relations for the last 4-bit

$$\mathbf{z}_{60} = \mathbf{y}_{60} \oplus \mathbf{z}_{61}, \quad \mathbf{z}_{61} = \mathbf{y}_{61} \oplus \mathbf{z}_{62}, \quad \mathbf{z}_{62} = \mathbf{y}_{62} \oplus \mathbf{z}_{63}, \quad \mathbf{z}_{63} = \mathbf{y}_{63}, \quad (3)$$

Similarly, if  $u_0, \dots, u_{63}$  denote the output after second round Sbox layer, we get relations for an arbitrary input-output masks  $(a'_0, a'_1, a'_2, a'_3)$  and  $(b'_0, b'_1, b'_2, b'_3)$ ,

$$\mathbf{b}'_0 \mathbf{u}_{60} \oplus \dots \oplus \mathbf{b}'_3 \mathbf{u}_{63} = \mathbf{a}'_0 (\mathbf{z}_{60} \oplus \mathbf{k}_{60}^2) \oplus \dots \oplus \mathbf{a}'_3 (\mathbf{z}_{63} \oplus \mathbf{k}_{63}^2) \quad (4)$$

If  $v_0, \dots, v_{63}$  denote the output of diffusion layer in second round, then

$$\mathbf{v}_{60} = \bigoplus_{i=0}^{60} \mathbf{u}_i \oplus \mathbf{1}, \quad \dots, \quad \mathbf{v}_{63} = \bigoplus_{i=0}^{63} \mathbf{u}_i \oplus \mathbf{1} \quad (5)$$

Figure 8 depicts the above description.

In the above equation, all the intermediate variables at the end of second round are involved which cannot be eliminated in the succeeding rounds in terms of plaintext bits and key variables. Therefore, the linear approximation relations cannot be obtained using the standard approach. Hence, the design is resistant to the linear attack. Note that the above description remains same even if we consider non-linear layer as  $8 \times 4$  Sbox (defined in the next subsection).

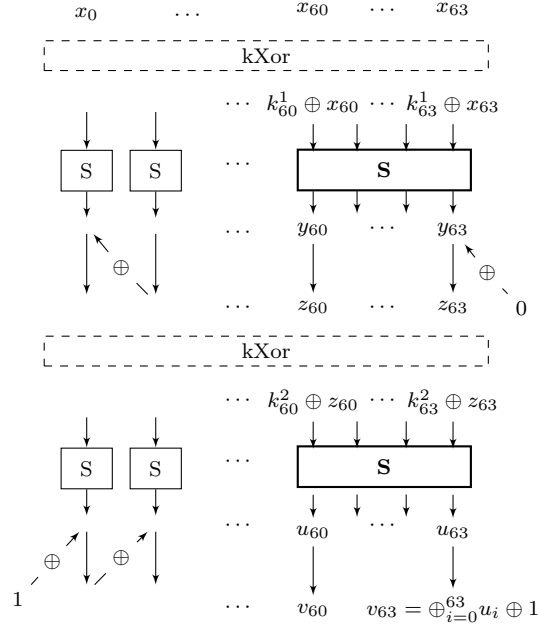


Figure 8: Linear Cryptanalysis

#### 4.2. Differential Cryptanalysis

Any block cipher design should resist the differential cryptanalysis [11]. It should not be possible to make a differential distinguisher with greater probability than  $\frac{1}{2^n}$ , where  $n$  is the size of a block. Instead of standard Sboxes, we use quasigroup string transformation `eLeft` and `eRight` over  $(Q, *)$  to provide the nonlinearity in the design. We can consider binary  $*$  operation of the design as an Sbox of  $8 \times 4$  type

$$S : Q \times Q \rightarrow Q, \quad (l, x) \mapsto l * x, \quad l, x \in Q$$

The `eLeft` and `eRight` maps can be seen as the layers having 16 Sboxes, where 4 in 8 input bits of the Sbox comes from the 4-bit output of previous Sbox. For the first Sbox in the odd and even rounds, this 4-bit are taken from first and last 4-bit of the round keys, respectively (see Figure 9). The output of one Sbox goes to the input of next Sbox, the Sbox layer is “output dependent”.

In the first layer we can select plaintext  $m$  and  $m'$  such that the difference  $\Delta m = m \oplus m'$  has only last 4 bit elements nonzero, say,  $\Delta m = 0x00 \dots 0\Delta x_{15}$ . Let the output difference of `eLeft` <sub>$(Q,*)$</sub>  function be

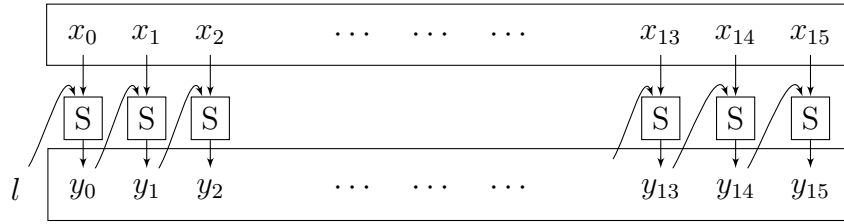


Figure 9: Sbox from Left

$0x00 \dots 0 \Delta y_{15}$ . If we choose the difference pair  $(\Delta x, \Delta y)$  such that in  $\Delta y$  either there are all four bits '1' or only two '1'. With such  $\Delta y$ , the diffusion layer function will yield the difference of the form  $0x00 \dots 0 \Delta z_{15}$ . In all other cases, the output difference will be of the form  $0xff \dots f \Delta z_{15}$ . In the next round, the difference passes through the key xor layer without getting change. Now, as the **eRight** function (or say Sbox) layer applies from the right, the input difference of first Sbox will be of the form  $(0x0, 0x\Delta z)$ , which produces a nonzero difference, say  $\Delta u$ . The input difference for the next Sbox will be of the form  $(0x\Delta u, 0x0)$ . Therefore, the second Sbox also produces a nonzero difference output. Thus, all the Sboxes get active in the second round. The description presented above is visualized in Figure 10.

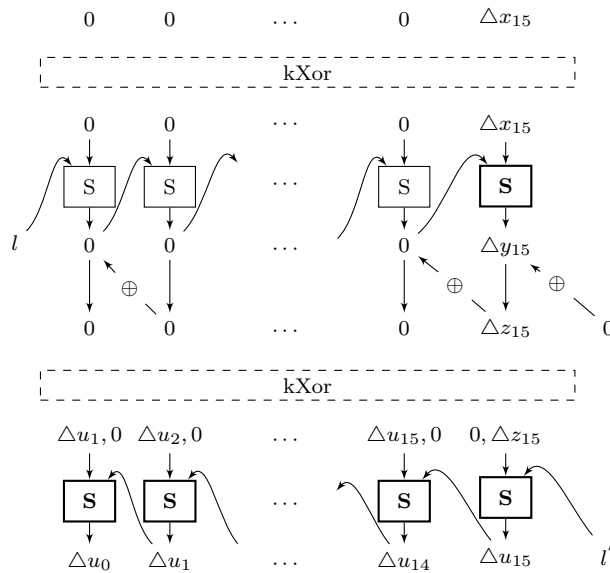


Figure 10: Differential Cryptanalysis

Hence, the (standard) differential cryptanalysis techniques do not provides a distinguisher.

**Remark 4.1.** *We have also carried out linear and differential cryptanalysis of the design on the decryption algorithm. The decryption algorithm uses **dLeft** and **dRight** operations over the conjugate of the quasigroup,  $(Q, \setminus_*)$ . We have found that the number of active Sboxes increases considerably, raising the data complexity more than the maximum possible pairs.*

#### 4.3. Algebraic Cryptanalysis

Any cryptographic design must be resistant to algebraic cryptanalysis [4]. The binary operation  $*$  of a quasigroup of order  $2^d$  can be represented by a vector of Boolean polynomials. We use a (polynomially complete) quasigroup  $(Q, *)$  of order  $2^4$ . So, the elements  $x \in Q$  can be represented as  $(x_0, x_1, x_2, x_3)$ ,  $x_i \in \{0, 1\}$ . There exists a set of 4 Boolean polynomials  $f_0, f_1, f_2, f_3$  such that

$$x * x' = (f_0(x, x'), f_1(x, x'), f_2(x, x'), f_3(x, x')), \quad \forall x, x' \in Q \quad (6)$$

The Boolean polynomials  $f_0, f_1, f_2, f_3$  corresponding to the quasigroup used in the design are given in the Appendix. The coordinate functions  $f'_i$ s are nonlinear with algebraic degree 6. The degree of all nonzero linear combinations of  $f_0, f_1, f_2$  and  $f_3$  remain the same, that is 6. So, the algebraic degree of the vector Boolean representation of  $Q$  is 6. The algebraic degree of all component functions corresponding to the coordinate Boolean functions of the conjugate quasigroup  $(Q, \setminus_*)$  is also 6.

Let 64-bit input block of plaintext be  $x_0, \dots, x_{63}$ . If one denotes the first round key variables by  $k_0^1, \dots, k_{63}^1$ , the linear Boolean equations of the key xor layer are

$$y_i = k_i^1 + x_i, \quad i = 0, \dots, 63,$$

where  $y_i$ s are the output bit variables. Further, one can express **eLeft** $_{(Q,*)}$  string transformation using the Boolean functions  $f_0, f_1, f_2$  and  $f_3$  corresponding to  $(Q, *)$  in the following way. As the leader for **eLeft** in the first round is  $l = (k_0^1, k_1^1, k_2^1, k_3^1)$ , the output bits variables  $z_0, z_1, \dots, z_{63}$  of **eLeft**

map:

$$\begin{aligned}
z_0 &= f_0(k_0^1, k_1^1, k_2^1, k_3^1, y_0, y_1, y_2, y_3) \\
z_1 &= f_1(k_0^1, k_1^1, k_2^1, k_3^1, y_0, y_1, y_2, y_3) \\
z_2 &= f_2(k_0^1, k_1^1, k_2^1, k_3^1, y_0, y_1, y_2, y_3) \\
z_3 &= f_3(k_0^1, k_1^1, k_2^1, k_3^1, y_0, y_1, y_2, y_3) \\
z_4 &= f_0(z_0, z_1, z_2, z_3, y_4, y_5, y_6, y_7), \text{ and so on}
\end{aligned}$$

Let us consider the binary variables of the output of diffusion function  $\mathbf{eRight}_{(\mathbb{F}_2, \oplus), 0}$  are  $u_0, u_1, \dots, u_{63}$ , then

$$u_{63} = z_{63} + 0, \quad u_i = z_i + u_{i+1}, \quad i = 62 \dots 0$$

The above equations for  $y_i, z_i$  and  $u_i$  in terms of  $x_i$  and  $k_i^1$  provide a (nonlinear multivariate) algebraic system over  $\mathbb{F}_2$  for one round. In the same manner, we can obtain the equations for the other rounds in terms of intermediate variables and then finally equations for ciphertext bits, say  $c_0, \dots, c_{63}$ . The (complete) algebraic system consists of  $2^{10}$  six degree equations in approx  $2^{11}$  binary variables. In the counting, we have considered only those variables which cannot be eliminated using linear equations of the system.

For a known pair of plaintext-ciphertext, one can try to solve the system for the key variables. But the number of variables and degree of the system makes very difficult to solve the above system and recover some secret information about the design. As solving nonlinear multivariate system for a sufficiently large system in enough number of variables is NP-complete. We modeled reduced design of only two rounds in polynomial equations over  $\mathbb{F}_2$ . The polynomial system is expressed in 256 variables. We perform the experiments to solve the system by using Gröbner basis's implementations `std` and `slimgb` of `Singular`[16]. We use a server: Intel(R) Core(TM) i7 – 8700 cpu, 3.20 GHz, 6 cores, 12 threads, 32 gigabyte RAM with a Debian based linux operating system. We killed the `slimgb` computation as the memory requirement reached to 25 gigabytes. The `std` computations ran for more than 3 hours. There were 455161 “s-polynomials” to be reduced at the time when computation got killed. So, by these experiments, we strongly believe that our design is resistant to the algebraic attacks.



## 5. Randomness Testing of the Design

In this section, we evaluate the randomness of our design algorithm using NIST statistical test suite [5] and compare the experimental results with AES-128.

### *Experimental setup*

We apply the NIST test suite on 64 binary sequences of length  $2^{20}$  generated using 64 random 128-bit keys in CBC, CFB, OFB and CTR mode of operations of our design and AES-128, and then compare their *p-values*. The tests have been carried out with the significance level of 99%. Table 1 and 2 provide the *p-values* of the experiment conducted with plaintext of all zeros and all ones. The abbreviation used for the NIST tests in the following tables are given in Appendix. The column INRU in the table represents data corresponding to our design.

Test	CBC		CTR		CFB		OFB	
	AES	INRU	AES	INRU	AES	INRU	AES	INRU
<b>AE</b>	0.4965	<b>0.5464</b>	0.4440	<b>0.4585</b>	0.4965	0.4205	0.4579	<b>0.5300</b>
<b>BF</b>	0.5069	<b>0.5281</b>	0.4902	<b>0.5512</b>	0.5069	<b>0.5260</b>	0.4971	<b>0.5230</b>
<b>CSF</b>	0.5320	0.4788	0.4892	0.4873	0.5320	0.5195	0.5273	<b>0.5275</b>
<b>CSB</b>	0.5359	0.4804	0.5314	0.5050	0.5359	0.4828	0.5474	0.5261
<b>DFT</b>	0.5076	0.4909	0.4838	<b>0.4868</b>	0.5076	0.5030	0.4808	<b>0.5184</b>
<b>LC</b>	0.4944	0.4675	0.4805	<b>0.4992</b>	0.4944	0.4859	0.4990	<b>0.5302</b>
<b>Freq</b>	0.5529	0.4775	0.5364	0.5017	0.5529	0.4833	0.5037	<b>0.5533</b>
<b>LRO</b>	0.4781	0.4747	0.4953	<b>0.4953</b>	0.4781	0.4753	0.5043	0.4754
<b>NOTM</b>	0.5019	<b>0.5020</b>	0.5010	0.4992	0.5019	0.5003	0.4979	<b>0.5051</b>
<b>OTM</b>	0.4574	<b>0.5714</b>	0.4544	<b>0.4798</b>	0.4574	<b>0.4987</b>	0.5125	<b>0.5134</b>
<b>Rank</b>	0.4528	<b>0.5485</b>	0.5901	0.4635	0.4528	<b>0.5237</b>	0.4939	<b>0.5158</b>
<b>Run</b>	0.4380	0.4260	0.4873	0.4513	0.4380	<b>0.5093</b>	0.4431	<b>0.4601</b>
<b>Srl</b>	0.5208	0.4948	0.4907	<b>0.5225</b>	0.5208	0.4569	0.5050	<b>0.5253</b>
<b>Univ</b>	0.5247	0.5174	0.4696	<b>0.5565</b>	0.5247	0.5041	0.4947	<b>0.5114</b>

Table 1: All Zeroes Input

The generated sequences pass all NIST tests successfully. The table entries in bold font present better *p-values* than the AES. We conclude that the randomness of our algorithm is equivalent to AES-128. The randomness testing of the design is also carried out on approx 100 other combinations of plaintexts and keys of low and high densities, and we found that all the NIST tests pass successfully for each combination.

Test	CBC		CTR		CFB		OFB	
	AES	INRU	AES	INRU	AES	INRU	AES	INRU
<b>AE</b>	0.5059	0.4997	0.4440	<b>0.4585</b>	0.4873	0.4782	0.4579	<b>0.5300</b>
<b>BF</b>	0.5047	0.4605	0.4902	<b>0.5512</b>	0.5533	0.5505	0.4971	<b>0.5230</b>
<b>CSF</b>	0.4966	0.4514	0.4892	0.4873	0.5388	0.5218	0.5273	<b>0.5275</b>
<b>CSB</b>	0.4995	0.4415	0.5314	0.5050	0.5279	0.5030	0.5474	0.5261
<b>DFT</b>	0.5643	0.5443	0.4838	<b>0.4868</b>	0.4960	0.4725	0.4808	<b>0.5184</b>
<b>LC</b>	0.5189	0.5182	0.5634	0.5124	0.5099	<b>0.5324</b>	0.5200	0.4750
<b>Freq</b>	0.5060	0.4439	0.5364	0.5017	0.5231	0.5179	0.5037	<b>0.5533</b>
<b>LRO</b>	0.5022	<b>0.5195</b>	0.4996	0.4993	0.5331	<b>0.5361</b>	0.5418	0.4797
<b>NOTM</b>	0.5034	0.4907	0.5010	0.4992	0.4995	<b>0.5008</b>	0.4979	<b>0.5051</b>
<b>OTM</b>	0.4652	<b>0.5010</b>	0.4757	<b>0.4874</b>	0.4534	<b>0.5705</b>	0.5241	0.4461
<b>Rank</b>	0.5129	0.4624	0.4798	<b>0.5110</b>	0.5202	0.4701	0.5001	0.4236
<b>Run</b>	0.4893	0.4789	0.4873	0.4513	0.4885	0.4742	0.4431	<b>0.4601</b>
<b>Srl</b>	0.5024	<b>0.5487</b>	0.4907	<b>0.5225</b>	0.4984	0.4616	0.5050	<b>0.5253</b>
<b>Univ</b>	0.5253	0.4494	0.4696	<b>0.5565</b>	0.5206	0.5044	0.4947	<b>0.5114</b>

Table 2: All Ones Input

### Avalanche Analysis of Plaintext

We performed avalanche analysis [14] on our design to measure the diffusion produced by the encryption algorithm. The avalanche effect was analysed by changing each bit of 10000 random inputs with 6 different random keys. We compute the avalanche percentage by xoring ciphertext of original plaintext and ciphertext of perturbed plaintext at each bit. The following table presents the avalanche range of 95%, 98% and 99% of the experiments.

95%	98%	99%
(48.49, 51.54)	(48.19, 51.82)	(48.00, 52.00)

We also measured the dependence of all plaintext bits on each ciphertext bit (*strict avalanche analysis*) and tabulated the result below:

95%	98%	99%
(48.18, 51.63)	(47.82, 51.99)	(47.50, 52.18)

### Key Scheduling Attacks

As, the round keys are being generated using string transformations **eLeft** and **eRight** which are nonlinear functions and carrying dependence of all preceding master key bits in the forward direction, see Figures 1 and 2. Each bit of round keys depends non-linearly on all bits of the master key since the quasigroup operation is nonlinear of degree 6. So, we believe that

such a degree of non-linearity and dependence of each round key bit on all master key bits are enough to resist key scheduling attacks, namely related key attacks, slide attack etc. [12, 13].

## 6. Hardware Performance Analysis

We have estimated the gate equivalent (GE) count of the Encryption module of INRU. Here we assumed that round keys are either stored in external memory or provided as inputs at appropriate clock cycles. This is justified since the key expansion is performed just once for the master key. For checking the hardware complexity, the different components of round function of INRU are implemented using Verilog hardware description language. The ASIC based hardware simulation of the design has been carried out by synthesizing via Mentor Graphics Leonardo Spectrum with the 90 nm ( $0.09 \mu m$ ) technology node. Our circuit processed one round of encryption per 12 clock cycles. The simulation result shows that the total size corresponds to 2125 GE. The operating clock frequency is set to be 500 MHz. So the data throughput is about 166.6 Mbps.

## 7. Conclusion

In this paper, we proposed quasigroup based block cipher INRU with 64-bit block length and 128-bit key length. It is actually a lightweight block cipher. It can be implemented in resource constrained IOT devices. We have carried out the standard linear and differential cryptanalysis and shown that these techniques do not reduce security strength. We have also tried to solve algebraic systems over  $\mathbb{F}_2$  for 2 rounds of the design for known plaintext-ciphertext pairs using Gröbner bases engines `std` and `slimgb` of SINGULAR. Based on the experiments we believe that the design is robust against the algebraic attacks. We also carried out the statistical analysis to check the randomness of the algorithm using NIST test suite and conclude that the randomizing ability of the algorithm is equivalent to that of AES-128. In future, we will work towards optimization of the hardware implementation with respect to area and throughput.

## 8. Acknowledgement

We are thankful to Ms. U. Jeya Santhi, Director SAG, DRDO for her support and encouragement to carry out this work. We thank to Prof. Bimal

Kumar Roy, ISI Kolkata for valuable comments during several discussions. We would like to thank Dr. A.E. Pankratiev and Dr. A.V. Galatenko, Moscow State University for carefully reading the manuscript and giving valuable suggestions regarding the security and performance analysis of the design. We also thank Dr. Swagata Mandal, Jalpaiguri Government Engineering College, for the simulation results of the hardware performance analysis.

## References

- [1] V. A. Artamonov, S. Chakrabarti, and S. K. Pal. Characterization of polynomially complete quasigroups based on Latin squares for cryptographic transformations. *Discrete Appl. Math.*, 200:5–17, 2016.
- [2] V.A. Artamonov, Sucheta Chakrabarti, Sharwan K. Tiwari, and V.T .Markov. Algebraic propertise of subquasigroups and construction of cryptographically suitable finite quasigroups. *communicated*.
- [3] Viacheslav A. Artamonov. Automorphisms of finite quasigroups with no proper no subquasigroups. *Vestnik St.Petersbourg university, Mathematics, Mechanics, Astronomy.*, 2020.
- [4] G.V. Bard. *Algebraic Cryptanalysis*. Springer Science & Business Media, 2009.
- [5] Lawrence E. Bassham, Andrew L. Rukhin, Juan Soto, James R. Nechvatal, Miles E. Smid, Elaine B. Barker, Stefan D. Leigh, Mark Levenson, Mark Vangel, David L. Banks, Nathanael Alan Heckert, James F. Dray, and San Vo. Sp 800-22 rev. 1a. a statistical test suite for random and pseudorandom number generators for cryptographic applications. Technical report, Gaithersburg, MD, USA, 2010.
- [6] M. Battey and A. Parakh. An efficient quasigroup block cipher. *Wireless Personal Communications*, 73:63–76, 2013.
- [7] V.D. Belousov. The group associated with a quasigroup. *Mat. Issled.*, XX:21–39, 1969.
- [8] G. B. Belyavskaya. T-quasi-groups and the center of a quasi-group. *Mat. Issled.*, 111:24–43, 1989.

- [9] G. B. Belyavskaya and A. Kh. Tabarov. Characteristic of linear and ailinear quasigroups. *Diskretn. Mat.*, 4(2):142–147, 1992.
- [10] Galina B. Belyavskaya. Abelian quasigroups are  $T$ -quasigroups. *Quasigroups Relat. Syst.*, 1(1):1–7, 1994.
- [11] Eli Biham and Adi Shamir. Differential cryptanalysis of des-like cryptosystems. *J. Cryptology*, 4:3–72, 1991.
- [12] Alex” ”Biryukov. *Related Key Attack*, pages 1040–1041. Springer US, Boston, MA, 2011.
- [13] Alex Biryukov. *Slide Attack*, pages 1221–1222. Springer US, Boston, MA, 2011.
- [14] Julio Cesar Hernandez Castro, José María Sierra, Andre Sez nec, Antonio Izquierdo, and Arturo Ribagorda. The strict avalanche criterion randomness test. *Mathematics and Computers in Simulation*, 68(1):1–7, 2005.
- [15] Hristina Mihajloska Danilo Gligoroski, Daniel Otte. GAGE, and 2019. howpublished = <https://csrc.nist.gov/CSRC/media/Projects/Lightweight-Cryptography/documents/InGAGE>. title = NIST, Information Technology Laboratory Computer Security Resource Center.
- [16] Wolfram Decker, Gert-Martin Greuel, Gerhard Pfister, and Hans Schönemann. SINGULAR 4-1-2 — A computer algebra system for polynomial computations. <http://www.singular.uni-kl.de>, 2019.
- [17] J. Dénes and A. D. Keedwell. A new authentication scheme based on latin squares. *Discret. Math.*, 106-107:157–161, 1992.
- [18] József Dénes and A. D. Keedwell, editors. *Latin squares. New developments in the theory and applications.*, volume 46. Amsterdam etc.: North-Holland, 1991.
- [19] V. Dimitrova and J. Markovski. On quasigroup pseudo random sequence generator. In *Proc. of the 1-st Balkan Conference in Informatics, Thessaloniki*, pages 393–401, 2004.

- [20] D. Gligoroski, S. Markovski, and S. J. Knapskog. A public key block cipher based on multivariate quadratic quasigroups. *ArXiv*, abs/0808.0247, 2008.
- [21] D. Gligoroski, S. Markovski, and S. J. Knapskog. The stream cipher edon80. In *The eSTREAM Finalists*, 2008.
- [22] D. Gligoroski, S. Markovski, and L. Kocarev. Edon-r, an infinite family of cryptographic hash functions. *Int. J. Netw. Secur.*, 8:293–300, 2009.
- [23] Gábor Horváth, Chrystopher L. Nehaniv, and Csaba Szabó. An assertion concerning functionally complete algebras and NP-completeness. *Theor. Comput. Sci.*, 407(1-3):591–595, 2008.
- [24] A. D. Keedwell and József Dénes. *Latin squares and their applications. 2nd ed.* Amsterdam: Elsevier, 2nd ed. edition, 2015.
- [25] T. Kepka. A note on simple quasigroups. *Acta Univ. Carol., Math. Phys.*, 19(2):59–60, 1978.
- [26] T. Kepka and P. Nemeč. Affine quasigroups. *Acta Univ. Carol., Math. Phys.*, 12(1):39–49, 1971.
- [27] S. Markovski, D. Gligoroski, and V. Bakeva. Quasigroup string processing-part 1. *Contributions, Sec. Math. Tech. Sci. MANU*, XX:13–28, 1999.
- [28] Smile Markovski, Danilo Gligoroski, and Suzana Andova. Using quasigroups for one-one secure encoding. In *Proceedings of the VIII international conference on logic and computer science: theoretical foundations of computer science, Lira '97, Novi Sad, Yugoslavia, September 1–4, 1997*, pages 157–162. Novi Sad: Univ. of Novi Sad, Faculty of Science, Institute of Mathematics, 1997.
- [29] Smile Markovski, Danilo Gligoroski, and Ljupco Kocarev. Unbiased random sequences from quasigroup string transformations. In Henri Gilbert and Helena Handschuh, editors, *Fast Software Encryption*, pages 163–180, Berlin, Heidelberg, 2005. Springer Berlin Heidelberg.
- [30] Mitsuru Matsui. Linear cryptanalysis method for des cipher. In Tor Helleseth, editor, *Advances in Cryptology — EUROCRYPT '93*, pages 386–397, Berlin, Heidelberg, 1994. Springer Berlin Heidelberg.

- [31] Aleksandra Mileva. Cryptographic primitives with quasigroup transformations. *Mathematica Balkanica New Series*, 24(3-4):207–216, 2010.
- [32] Victor A. Shcherbacov. *Elements of quasigroup theory and applications*. Boca Raton, FL: CRC Press, 2017.
- [33] Jonathan D. H. Smith. *An introduction to quasigroups and their representations*. Boca Raton, FL: Chapman & Hall/CRC, 2007.
- [34] Juanjuan Zhang and Yunqing Xu. Stream cipher based on quasigroups with keystream period of arbitrary length. In *2012 International Conference on Computer Science and Service System*, pages 834–836, 2012.

## 9. Appendix

The Boolean polynomials  $f_0, f_1, f_2, f_3$  of the quasigroup  $(Q, *)$  used in the design:

$$\begin{aligned}
 f_0(x_0, x_1, x_2, x_3, x'_0, x'_1, x'_2, x'_3) = & x_0*x_1*x_2*x'_0*x'_1*x'_2+x_1*x_2*x_3*x'_0*x'_1*x'_2+x_1*x_2*x_3*x'_0*x'_1*x'_3+x_0* \\
 & x_2*x_3*x'_0*x'_2*x'_3+x_1*x_2*x_3*x'_0*x'_2*x'_3+x_1*x_2*x_3*x'_1*x'_2*x'_3+x_0*x_1*x_3*x'_0*x'_1+x_0*x_2*x_3*x'_0*x'_1+x_1* \\
 & x_2*x_3*x'_0*x'_1+x_0*x_2*x_3*x'_1*x'_2+x_0*x_1*x'_0*x'_1*x'_2+x_0*x_2*x'_0*x'_1*x'_2+x_1*x_2*x'_0*x'_1*x'_2+x_0*x_3*x'_0*x'_1* \\
 & x'_2+x_1*x_3*x'_0*x'_1*x'_2+x_2*x_3*x'_0*x'_1*x'_2+x_0*x_1*x_2*x'_0*x'_3+x_1*x_2*x_3*x'_0*x'_3+x_0*x_1*x_2*x'_1*x'_3+x_0*x_2* \\
 & x_3*x'_1*x'_3+x_0*x_1*x'_0*x'_1*x'_3+x_2*x_3*x'_0*x'_1*x'_3+x_1*x_2*x_3*x'_2*x'_3+x_1*x_2*x'_0*x'_2*x'_3+x_0*x_3*x'_0*x'_2*x'_3+ \\
 & x_1*x_3*x'_0*x'_2*x'_3+x_0*x_1*x'_1*x'_2*x'_3+x_0*x_2*x'_1*x'_2*x'_3+x_1*x_2*x'_1*x'_2*x'_3+x_2*x_3*x'_1*x'_2*x'_3+x_0*x_1*x_3* \\
 & x'_0+x_0*x_2*x_3*x'_0+x_1*x_2*x_3*x'_0+x_0*x_1*x_3*x'_1+x_1*x_3*x'_0*x'_1+x_2*x_3*x'_0*x'_1+x_0*x_1*x_3*x'_2+x_0*x_2*x_3* \\
 & x'_2+x_0*x_1*x'_1*x'_2+x_0*x_2*x'_1*x'_2+x_0*x_3*x'_1*x'_2+x_1*x_3*x'_1*x'_2+x_2*x_3*x'_1*x'_2+x_0*x'_0*x'_1*x'_2+x_3*x'_0*x'_1* \\
 & x'_2+x_0*x_1*x_2*x'_3+x_0*x_1*x'_0*x'_3+x_0*x_2*x'_0*x'_3+x_1*x_2*x'_0*x'_3+x_0*x_3*x'_0*x'_3+x_1*x_3*x'_0*x'_3+x_2*x_3*x'_0* \\
 & x'_3+x_0*x_1*x'_1*x'_3+x_2*x_3*x'_1*x'_3+x_0*x'_0*x'_1*x'_3+x_0*x_1*x'_2*x'_3+x_2*x_3*x'_2*x'_3+x_0*x'_0*x'_2*x'_3+x_3*x'_0*x'_2* \\
 & x'_3+x_1*x'_1*x'_2*x'_3+x_2*x'_1*x'_2*x'_3+x_0*x_1*x_2+x_1*x_2*x_3+x_0*x_2*x'_0+x_1*x_2*x'_0+x_1*x_3*x'_0+x_2*x_3*x'_0+ \\
 & x_0*x_2*x'_1+x_1*x_2*x'_1+x_0*x_3*x'_1+x_2*x_3*x'_1+x_0*x'_0*x'_1+x_1*x'_0*x'_1+x_0*x_1*x'_2+x_0*x_2*x'_2+x_1*x_2*x'_2+ \\
 & x_1*x_3*x'_2+x_0*x'_1*x'_2+x_1*x'_1*x'_2+x_2*x'_1*x'_2+x_3*x'_1*x'_2+x_0*x_2*x'_3+x_0*x_3*x'_3+x_1*x_3*x'_3+x_0*x'_0*x'_3+ \\
 & x_3*x'_0*x'_3+x_0*x'_1*x'_3+x_1*x'_1*x'_3+x_2*x'_1*x'_3+x_3*x'_1*x'_3+x_0*x'_2*x'_3+x'_1*x'_2*x'_3+x_0*x_1+x_0*x_2+x_1*x_2+ \\
 & x_0*x_3+x_1*x_3+x_2*x'_0+x_0*x'_1+x_2*x'_1+x'_0*x'_1+x_0*x'_2+x_2*x'_2+x'_1*x'_2+x'_0*x'_3+x'_1*x'_3+x_1+x_2+x'_1+x'_3+1,
 \end{aligned}$$

$$\begin{aligned}
 f_1(x_0, x_1, x_2, x_3, x'_0, x'_1, x'_2, x'_3) = & x_1*x_2*x_3*x'_0*x'_1*x'_3+x_0*x_1*x_3*x'_0*x'_2*x'_3+x_0*x_1*x_2*x'_1*x'_2*x'_3+x_1* \\
 & x_2*x_3*x'_1*x'_2*x'_3+x_0*x_1*x_3*x'_0*x'_1+x_0*x_2*x_3*x'_0*x'_1+x_0*x_1*x_3*x'_0*x'_2+x_0*x_2*x_3*x'_0*x'_2+x_1*x_2*x_3* \\
 & x'_0*x'_2+x_0*x_1*x_2*x'_1*x'_2+x_0*x_1*x_3*x'_1*x'_2+x_0*x_1*x'_0*x'_1*x'_2+x_0*x_2*x'_0*x'_1*x'_2+x_1*x_2*x'_0*x'_1*x'_2+x_0* \\
 & x_3*x'_0*x'_1*x'_2+x_2*x_3*x'_0*x'_1*x'_2+x_0*x_1*x_2*x'_0*x'_3+x_0*x_2*x_3*x'_0*x'_3+x_0*x_1*x_2*x'_1*x'_3+x_0*x_2*x_3*x'_1* \\
 & x'_3+x_0*x_1*x'_0*x'_1*x'_3+x_0*x_1*x_2*x'_2*x'_3+x_0*x_2*x_3*x'_2*x'_3+x_1*x_2*x_3*x'_2*x'_3+x_0*x_2*x'_0*x'_2*x'_3+x_1*x_2* \\
 & x'_0*x'_2*x'_3+x_0*x_3*x'_1*x'_2*x'_3+x_1*x_3*x'_1*x'_2*x'_3+x_2*x_3*x'_1*x'_2*x'_3+x_0*x_1*x_2*x'_0+x_1*x_2*x_3*x'_0+x_0*x_1*
 \end{aligned}$$

$$\begin{aligned}
& x_3*x'_1+x_0*x_2*x_3*x'_1+x_1*x_2*x_3*x'_1+x_0*x_1*x'_0*x'_1+x_1*x_2*x'_0*x'_1+x_1*x_3*x'_0*x'_1+x_0*x_2*x_3*x'_2+x_1*x_2* \\
& x_3*x'_2+x_1*x_3*x'_0*x'_2+x_2*x_3*x'_0*x'_2+x_0*x_1*x'_1*x'_2+x_0*x_2*x'_1*x'_2+x_0*x_3*x'_1*x'_2+x_1*x_3*x'_1*x'_2+x_0*x_1* \\
& x_3*x'_3+x_0*x_2*x_3*x'_3+x_0*x_2*x'_0*x'_3+x_1*x_2*x'_0*x'_3+x_0*x_3*x'_0*x'_3+x_0*x_1*x'_1*x'_3+x_2*x_3*x'_1*x'_3+x_2*x_3* \\
& x'_2*x'_3+x_1*x'_0*x'_2*x'_3+x_2*x'_0*x'_2*x'_3+x_1*x'_1*x'_2*x'_3+x_3*x'_1*x'_2*x'_3+x_0*x_1*x_2+x_0*x_2*x_3+x_1*x_2*x'_0+x_0* \\
& x_3*x'_0+x_1*x_3*x'_0+x_0*x_1*x'_1+x_0*x_2*x'_1+x_1*x_2*x'_1+x_0*x_3*x'_1+x_1*x_3*x'_1+x_1*x'_0*x'_1+x_3*x'_0*x'_1+x_0* \\
& x_1*x'_2+x_0*x_3*x'_2+x_1*x_3*x'_2+x_0*x'_0*x'_2+x_1*x'_0*x'_2+x_0*x'_1*x'_2+x_2*x'_1*x'_2+x_0*x_2*x'_3+x_0*x_3*x'_3+x_1* \\
& x_3*x'_3+x_2*x_3*x'_3+x_0*x'_0*x'_3+x_1*x'_0*x'_3+x_2*x'_0*x'_3+x_3*x'_0*x'_3+x_0*x'_1*x'_3+x_1*x'_1*x'_3+x_2*x'_1*x'_3+x_3* \\
& x'_1*x'_3+x'_0*x'_1*x'_3+x_0*x'_2*x'_3+x_1*x'_2*x'_3+x_2*x'_2*x'_3+x_3*x'_2*x'_3+x'_0*x'_2*x'_3+x_0*x_2+x_0*x_3+x_1*x_3+x_0* \\
& x'_0+x_1*x'_0+x_0*x'_1+x_1*x'_1+x'_0*x'_1+x_0*x'_2+x_2*x'_2+x'_1*x'_2+x_1*x'_3+x_3*x'_3+x'_0*x'_3+x_0+x_2+x_3+x'_0+x'_1,
\end{aligned}$$

$$\begin{aligned}
f_2(x_0, x_1, x_2, x_3, x'_0, x'_1, x'_2, x'_3) = & x_1*x_2*x_3*x'_0*x'_1*x'_3+x_1*x_2*x_3*x'_0*x'_2*x'_3+x_0*x_1*x_2*x'_1*x'_2*x'_3+x_0* \\
& x_2*x_3*x'_1*x'_2*x'_3+x_1*x_2*x_3*x'_1*x'_2*x'_3+x_0*x_1*x_2*x'_0*x'_1+x_0*x_2*x_3*x'_0*x'_1+x_1*x_2*x_3*x'_0*x'_1+x_0*x_1* \\
& x_3*x'_0*x'_2+x_0*x_2*x_3*x'_0*x'_2+x_0*x_1*x_2*x'_1*x'_2+x_1*x_2*x'_0*x'_1*x'_2+x_1*x_3*x'_0*x'_1*x'_2+x_0*x_1*x_3*x'_0*x'_3+ \\
& x_0*x_2*x_3*x'_0*x'_3+x_0*x_1*x_2*x'_1*x'_3+x_1*x_2*x_3*x'_1*x'_3+x_0*x_1*x'_0*x'_1*x'_3+x_0*x_3*x'_0*x'_1*x'_3+x_1*x_3*x'_0* \\
& x'_1*x'_3+x_2*x_3*x'_0*x'_1*x'_3+x_0*x_1*x_2*x'_2*x'_3+x_0*x_2*x_3*x'_2*x'_3+x_0*x_1*x'_0*x'_2*x'_3+x_0*x_3*x'_0*x'_2*x'_3+x_1* \\
& x_3*x'_0*x'_2*x'_3+x_2*x_3*x'_0*x'_2*x'_3+x_0*x_1*x'_1*x'_2*x'_3+x_0*x_2*x'_1*x'_2*x'_3+x_1*x_2*x'_1*x'_2*x'_3+x_0*x_1*x_2*x'_0+ \\
& x_0*x_2*x_3*x'_0+x_0*x_1*x_3*x'_1+x_0*x_2*x_3*x'_1+x_0*x_1*x'_0*x'_1+x_0*x_2*x'_0*x'_1+x_1*x_2*x'_0*x'_1+x_0*x_1*x_2*x'_2+ \\
& x_0*x_1*x_3*x'_2+x_0*x_2*x_3*x'_2+x_1*x_2*x_3*x'_2+x_0*x_1*x'_0*x'_2+x_0*x_2*x'_0*x'_2+x_1*x_2*x'_0*x'_2+x_1*x_3*x'_0*x'_2+ \\
& x_0*x_1*x'_1*x'_2+x_0*x_2*x'_1*x'_2+x_0*x'_0*x'_1*x'_2+x_1*x'_0*x'_1*x'_2+x_2*x'_0*x'_1*x'_2+x_0*x_1*x_2*x'_3+x_0*x_1*x_3*x'_3+ \\
& x_0*x_1*x'_0*x'_3+x_0*x_2*x'_0*x'_3+x_0*x_2*x'_1*x'_3+x_0*x_3*x'_1*x'_3+x_1*x_3*x'_1*x'_3+x_2*x_3*x'_1*x'_3+x_2*x'_0*x'_1* \\
& x'_3+x_3*x'_0*x'_1*x'_3+x_0*x_1*x'_2*x'_3+x_0*x_2*x'_2*x'_3+x_1*x_2*x'_2*x'_3+x_0*x_3*x'_2*x'_3+x_1*x_3*x'_2*x'_3+x_2*x_3* \\
& x'_2*x'_3+x_2*x'_0*x'_2*x'_3+x_3*x'_0*x'_2*x'_3+x_0*x'_1*x'_2*x'_3+x_2*x'_1*x'_2*x'_3+x_3*x'_1*x'_2*x'_3+x_0*x_1*x_2+x_1*x_2* \\
& x_3+x_0*x_1*x'_0+x_0*x_2*x'_0+x_1*x_2*x'_0+x_0*x_3*x'_0+x_1*x_3*x'_0+x_2*x_3*x'_0+x_0*x_1*x'_1+x_0*x_2*x'_1+x_0*x'_0* \\
& x'_1+x_2*x'_0*x'_1+x_3*x'_0*x'_1+x_1*x_2*x'_2+x_0*x_3*x'_2+x_2*x_3*x'_2+x_0*x'_0*x'_2+x_2*x'_0*x'_2+x_0*x'_1*x'_2+x_3*x'_1* \\
& x'_2+x_0*x_3*x'_3+x_2*x_3*x'_3+x_1*x'_0*x'_3+x_0*x'_1*x'_3+x_2*x'_1*x'_3+x_0*x'_2*x'_3+x_2*x'_2*x'_3+x'_1*x'_2*x'_3+x_0*x_1+ \\
& x_0*x_2+x_1*x_2+x_0*x_3+x_1*x_3+x_2*x_3+x_0*x'_0+x_2*x'_0+x_1*x'_1+x'_0*x'_1+x_2*x'_2+x'_1*x'_2+x'_1*x'_3+x'_1+x'_2+1,
\end{aligned}$$

$$\begin{aligned}
f_3(x_0, x_1, x_2, x_3, x'_0, x'_1, x'_2, x'_3) = & x_0*x_2*x_3*x'_0*x'_1*x'_2+x_1*x_2*x_3*x'_0*x'_1*x'_2+x_0*x_1*x_2*x'_0*x'_1*x'_3+ \\
& x_0*x_1*x_3*x'_0*x'_1*x'_3+x_0*x_2*x_3*x'_0*x'_1*x'_3+x_0*x_2*x_3*x'_0*x'_2*x'_3+x_1*x_2*x_3*x'_0*x'_2*x'_3+x_0*x_2*x_3* \\
& x'_1*x'_2*x'_3+x_0*x_1*x_2*x'_0*x'_1+x_0*x_1*x_3*x'_0*x'_1+x_1*x_2*x_3*x'_0*x'_1+x_0*x_1*x_3*x'_0*x'_2+x_0*x_2*x_3*x'_0* \\
& x'_2+x_1*x_2*x_3*x'_0*x'_2+x_0*x_1*x_2*x'_1*x'_2+x_0*x_2*x_3*x'_1*x'_2+x_1*x_2*x_3*x'_1*x'_2+x_0*x_2*x'_0*x'_1*x'_2+x_0* \\
& x_3*x'_0*x'_1*x'_2+x_0*x_1*x_2*x'_0*x'_3+x_0*x_1*x_3*x'_0*x'_3+x_0*x_2*x_3*x'_0*x'_3+x_1*x_2*x_3*x'_0*x'_3+x_0*x_2*x_3* \\
& x'_1*x'_3+x_1*x_2*x_3*x'_1*x'_3+x_1*x_2*x'_0*x'_1*x'_3+x_0*x_3*x'_0*x'_1*x'_3+x_2*x_3*x'_0*x'_1*x'_3+x_0*x_1*x_3*x'_2*x'_3+ \\
& x_1*x_2*x_3*x'_2*x'_3+x_0*x_3*x'_0*x'_2*x'_3+x_2*x_3*x'_0*x'_2*x'_3+x_0*x_3*x'_1*x'_2*x'_3+x_1*x_3*x'_1*x'_2*x'_3+x_2*x_3* \\
& x'_1*x'_2*x'_3+x_1*x_2*x_3*x'_0+x_0*x_1*x_2*x'_1+x_0*x_2*x_3*x'_1+x_1*x_2*x_3*x'_1+x_0*x_1*x'_0*x'_1+x_1*x_2*x'_0*x'_1+ \\
& x_1*x_3*x'_0*x'_1+x_0*x_1*x_2*x'_2+x_1*x_2*x_3*x'_2+x_1*x_3*x'_0*x'_2+x_2*x_3*x'_0*x'_2+x_0*x_1*x'_1*x'_2+x_1*x_2*x'_1* \\
& x'_2+x_1*x_3*x'_1*x'_2+x_2*x_3*x'_1*x'_2+x_0*x'_0*x'_1*x'_2+x_0*x_1*x_2*x'_3+x_0*x_1*x_3*x'_3+x_0*x_2*x_3*x'_3+x_1*x_2* \\
& x_3*x'_3+x_1*x_2*x'_0*x'_3+x_0*x_3*x'_0*x'_3+x_1*x_3*x'_0*x'_3+x_2*x_3*x'_0*x'_3+x_0*x_1*x'_1*x'_3+x_0*x_2*x'_1*x'_3+x_0* \\
& x_3*x'_1*x'_3+x_1*x_3*x'_1*x'_3+x_0*x_2*x'_2*x'_3+x_0*x_3*x'_2*x'_3+x_2*x_3*x'_2*x'_3+x_0*x'_0*x'_2*x'_3+x_1*x'_0*x'_2*x'_3+
\end{aligned}$$



$x_2*x'_0*x'_2*x'_3+x_3*x'_0*x'_2*x'_3+x_2*x'_1*x'_2*x'_3+x_0*x_1*x_2+x_0*x_2*x_3+x_1*x_2*x_3+x_0*x_1*x'_0+x_0*x_1*x'_1+$   
 $x_0*x_2*x'_1+x_1*x_2*x'_1+x_1*x_3*x'_1+x_2*x'_0*x'_1+x_0*x_2*x'_2+x_1*x_2*x'_2+x_0*x_3*x'_2+x_1*x_3*x'_2+x_2*x_3*x'_2+$   
 $x_0*x'_0*x'_2+x_1*x'_0*x'_2+x_2*x'_1*x'_2+x_3*x'_1*x'_2+x_0*x_2*x'_3+x_1*x_2*x'_3+x_0*x_3*x'_3+x_1*x_3*x'_3+x_0*x'_0*x'_3+$   
 $x_1*x'_0*x'_3+x_3*x'_0*x'_3+x_1*x'_1*x'_3+x_3*x'_1*x'_3+x'_0*x'_1*x'_3+x_0*x'_2*x'_3+x_3*x'_2*x'_3+x_0*x_2+x_1*x_2+x_0*$   
 $x_3+x_1*x'_1+x'_0*x'_1+x_0*x'_2+x_2*x'_2+x_3*x'_2+x'_0*x'_2+x'_1*x'_2+x_0*x'_3+x_2*x'_3+x'_0*x'_3+x'_2*x'_3+x_3+x'_0+x'_3$   
 where + and \* are the addition and multiplication operations in the field  $\mathbb{F}_2$ .

Abbreviation	Test	Abbreviation	Test
AE	Approximate Entropy	BF	Block Frequency
CSF	Cumulative Sum Forward	CSB	Cumulative Sum Backward
DFT	Discrete Fourier Transform	LC	Linear Complexity
Freq	Frequency	LRO	Longest Run of Ones in a Block
NOTM	Non-overlapping Template Matching	OTM	Overlapping Template Matching
Srl	Serial	Univ	Maurer's Universal

Table 3: Abbreviations used for NIST statistical tests