

Steady-state thermodynamics for population dynamics in fluctuating environments with side information

Hideyuki Miyahara*

*Department of Electrical and Computer Engineering,
Henry Samueli School of Engineering and Applied Science,
University of California, Los Angeles, California 90095*

(Dated: December 9, 2021)

Steady-state thermodynamics (SST) is a relatively newly emerging subfield of physics, which deals with transitions between steady states. In this paper, we find an SST-like structure in population dynamics of organisms that can sense their fluctuating environments. As heat is divided into two parts in SST, we decompose population growth into two parts: housekeeping growth and excess growth. Then, we derive the Clausius equality and inequality for excess growth. Using numerical simulations, we demonstrate how the Clausius inequality behaves depending on the magnitude of noise and strategies that organisms employ. Finally, we discuss the novelty of our findings and compare them with a previous study.

I. INTRODUCTION

Thermodynamics is one of the most important subfields of physics and provides the foundation for other subfields in physics. Furthermore, the last two decades have witnessed novel developments in thermodynamics: stochastic thermodynamics and steady-state thermodynamics (SST). In stochastic thermodynamics, Jarzynski's equality and Crooks' theorem succeed in unifying the second law of thermodynamics and linear response theory [1–5], and they are generalized from the viewpoint of information theory [6–11]. On the other hand, in SST, which deals with transitions between non-equilibrium steady states, the Clausius equality and inequality for excess heat during transitions between non-equilibrium steady states were found [12–20].

In theoretical biology, population dynamics, which involves the study of the dynamics of the number of individuals and organisms, is a particularly important topic. In particular, population dynamics of organisms that switch their phenotypes stochastically has attracted much attention and has been investigated extensively because it is quite essential to understand how organisms adapt to and survive their fluctuating environments [21–27]. Recently, population dynamics and thermodynamics have been integrated, and interdisciplinary research between population dynamics and thermodynamics has witnessed some novel findings. For example, FRs for population dynamics were found [28–31]. Furthermore, an SST-like structure was found for a biological system [32–34].

In this paper, we construct an SST-like structure for population dynamics of organisms that can sense their environments. As mentioned above, an SST-like structure for population dynamics was investigated in Ref. [32], but only a fixed transition matrix was considered. Furthermore, this previous work assumed that organisms cannot sense their environment. When we consider the adaption of organisms to their environments, the ability of sensing environments is critical and must be taken into account. Then, we extend the work by introducing information on environments and derive new relations for population dynamics.

This paper is organized as follows. In Sec. II, we explain a system of interest and define some important quantities. In Sec. III, we describe the main results of this paper. In Secs. IV and V, we provide the proofs of the main results. Then, in Sec. VI, we perform numerical simulations to confirm the findings. In Sec. VII, we discuss the main results by comparing them with a trivial bound and the finding in Ref. [32]. Section VIII concludes this paper.

II. PREREQUISITES

In this section, we first define some variables that characterize population dynamics and some quantities that play a critical role in developing an SST-like structure for population dynamics. We also define steady states and two types of population growth: housekeeping growth and excess growth.

* miyahara@g.ucla.edu, hmiyahara512@gmail.com

A. System variables

We consider organisms with n phenotypes and assume that phenotype-switching and duplication occur at discrete time $\tau = 1, 2, \dots, t$. To describe it mathematically, let us introduce three variables: $N_\tau(x)$, y_τ , and z_τ for $x = 1, 2, \dots, n$ and $\tau = 1, 2, \dots, t$. Here $N_\tau(x)$ is the number of organisms of phenotype x at time τ , y_τ is the state of the environment at time τ , and z_τ represents information on y_τ . Furthermore, we assume that organisms do not know y_τ but may utilize z_τ as information on y_τ . In addition, we impose the following relations: $N_\tau(x) \geq 0$ for $x = 1, 2, \dots, n$ and $\tau = 1, 2, \dots, t$. We also define $\vec{N}_\tau := [N_\tau(1), N_\tau(2), \dots, N_\tau(n)]^\top$.

B. Dynamics and detailed balance condition

We now describe the system of interest that is composed of two terms: phenotype-switching and population growth. We provide two mathematical expressions of the target system: the stochastic equation and its matrix form since they are both helpful.

1. Dynamics in the stochastic equation

In this paper, we consider the system governed by

$$N_\tau(x) = \mu_{y_\tau}(x) \sum_{x'=1}^n T_{z_\tau}(x|x') N_{\tau-1}(x'), \quad (\text{II.2.1})$$

where $T_z(x|x')$ represents the phenotype-switching rate from phenotype x' to phenotype x in the case of z and $\mu_y(x)$ is the duplication rate of organisms whose phenotype is x when the state of the environment is y . Thus, $T_z(\cdot|\cdot)$ satisfies $\sum_{x=1}^n T_z(x|x') = 1$. Each organism changes its phenotype by $T_z(\cdot|\cdot)$ in Eq. (II.2.1) typically to maximize its total population.

We assume that $T_z(\cdot|\cdot)$ satisfies the detailed balance condition

$$T_z(x|x') w_z^T(x') = T_z(x'|x) w_z^T(x), \quad (\text{II.2.2})$$

where $w_z^T(x)$ is the stationary distribution induced by $T_z(\cdot|\cdot)$. The detailed balance condition is originally an assumption widely used in thermodynamics; otherwise, we cannot define thermodynamic quantities of the system. We also define

$$H_{y,z}(x|x') := \mu_y(x) T_z(x|x'), \quad (\text{II.2.3})$$

for $x, x' = 1, 2, \dots, n$.

2. Dynamics in the matrix form

We provide a matrix expression of the dynamics defined in Sec. II B 1. That is, we rewrite Eq. (II.2.1) as

$$\vec{N}_t = \hat{M}_{y_t} \hat{T}_{z_t} \vec{N}_{t-1}, \quad (\text{II.2.4})$$

where \hat{M}_y and \hat{T}_z are the $n \times n$ matrices given, respectively, by

$$\hat{M}_y := \text{diag}[\mu_y(1), \mu_y(2), \dots, \mu_y(n)], \quad (\text{II.2.5})$$

$$\hat{T}_z := \begin{bmatrix} T_z(1|1) & T_z(1|2) & \dots & T_z(1|n) \\ T_z(2|1) & T_z(2|2) & \dots & T_z(2|n) \\ \vdots & \vdots & \ddots & \vdots \\ T_z(n|1) & T_z(n|2) & \dots & T_z(n|n) \end{bmatrix}. \quad (\text{II.2.6})$$

From Eq. (II.2.4), we also have

$$\vec{N}_t = \left[\prod_{\tau=1}^t \hat{M}_{y_\tau} \hat{T}_{z_\tau} \right] \vec{N}_0. \quad (\text{II.2.7})$$

Similarly, the matrix representation of Eq. (II.2.3) is also introduced as

$$\hat{H}_{y,z} := \hat{M}_y \hat{T}_z. \quad (\text{II.2.8})$$

Note that $[\hat{H}_{y,z}]_{x,x'} = H_{y,z}(x|x')$ where $[\cdot]_{x,x'}$ is an element in the x -th row and the x' -th column of the matrix.

C. Population growth

Population growth is of great importance in population dynamics; we here introduce it by

$$\Phi_{0 \rightarrow t} := \ln \frac{N_t}{N_0}, \quad (\text{II.3.1})$$

where $N_\tau := \sum_{x=1}^n N_\tau(x)$ is the total number of organisms at time τ . We also define $\phi_\tau := \ln \frac{N_\tau}{N_{\tau-1}}$; so we have $\Phi_{0 \rightarrow t} = \sum_{\tau=0}^t \phi_\tau$.

D. Steady states

We introduce steady states, which play a critical role in SST. When y_τ and z_τ are fixed or vary sufficiently slowly, ϕ_τ reaches a steady state labeled by y_τ and z_τ . The above situation corresponds to a quasi-static process in thermodynamics, and thus it is of great importance.

Let us denote the normalized steady state by $\vec{v}_{y,z}^{\text{st}} := [v_{y,z}^{\text{st}}(1), v_{y,z}^{\text{st}}(2), \dots, v_{y,z}^{\text{st}}(n)]^\top$. In the case of $y_\tau = y$ and $z_\tau = z$, $\vec{v}_{y,z}^{\text{st}}$ satisfies

$$v_{y,z}^{\text{st}}(x) = e^{-\phi_{y,z}^{\text{st}}} \mu_y(x) \sum_{x'=1}^n T_z(x|x') v_{y,z}^{\text{st}}(x'), \quad (\text{II.4.1})$$

where $\phi_{y,z}^{\text{st}}$ is ϕ_τ in the case of the steady state labeled by y and z . Note that $\vec{v}_{y,z}^{\text{st}}$ is normalized such that $\|\vec{v}_{y,z}^{\text{st}}\|_1 = 1$, while \vec{N}_τ is not; thus, at a steady state, we have $\vec{v}_{y_\tau, z_\tau}^{\text{st}} = \vec{N}_\tau / N_\tau$. Mathematically, steady-state population growth per time step is given by

$$\phi_{y,z}^{\text{st}} = \ln \sum_{x,x'=1}^n u_{y,z}^{\text{st}}(x) \mu_y(x) T_z(x|x') v_{y,z}^{\text{st}}(x'), \quad (\text{II.4.2})$$

where $\vec{u}_{y,z}^{\text{st}} := [u_{y,z}^{\text{st}}(1), u_{y,z}^{\text{st}}(2), \dots, u_{y,z}^{\text{st}}(n)]$ is the dual eigenvector of $\vec{v}_{y,z}^{\text{st}}$ that satisfies $\vec{u}_{y,z}^{\text{st}} \vec{v}_{y,z}^{\text{st}} = \sum_{x=1}^n u_{y,z}^{\text{st}}(x) v_{y,z}^{\text{st}}(x) = 1$.

E. Eigenstates

We define the left eigenvectors $\{\vec{u}_{y,z}^{\text{eig}}(x)\}_{x=1}^n$ and right eigenvectors $\{\vec{v}_{y,z}^{\text{eig}}(x)\}_{x=1}^n$ of $\ln \hat{H}_{y,z}$. Then, $\{\vec{u}_{y,z}^{\text{eig}}(x)\}_{x=1}^n$ and $\{\vec{v}_{y,z}^{\text{eig}}(x)\}_{x=1}^n$ of $\ln \hat{H}_{y,z}$ satisfy, respectively,

$$\vec{u}_{y,z}^{\text{eig}}(x) \ln \hat{H}_{y,z} = \phi_{y,z}^{\text{eig}}(x) \vec{u}_{y,z}^{\text{eig}}(x), \quad (\text{II.5.1})$$

$$\ln \hat{H}_{y,z} \vec{v}_{y,z}^{\text{eig}}(x) = \phi_{y,z}^{\text{eig}}(x) \vec{v}_{y,z}^{\text{eig}}(x), \quad (\text{II.5.2})$$

where the elements of $\vec{v}_{y,z}^{\text{eig}}(x)$ and $\vec{u}_{y,z}^{\text{eig}}(x)$ are nonnegative, $\|\vec{v}_{y,z}^{\text{eig}}(x)\|_1 = 1$ for $x = 1, 2, \dots, n$, and $\{\phi_{y,z}^{\text{eig}}(x)\}_{x=1}^n$ are the eigenvalues of $\ln \hat{H}_{y,z}$ that satisfy $\phi_{y,z}^{\text{eig}}(1) \geq \phi_{y,z}^{\text{eig}}(2) \geq \dots \geq \phi_{y,z}^{\text{eig}}(n-1) \geq \phi_{y,z}^{\text{eig}}(n)$. Furthermore, we impose

$$\sum_{x=1}^n \vec{v}_{y,z}^{\text{eig}}(x) \vec{u}_{y,z}^{\text{eig}}(x) = \hat{1}_n, \quad (\text{II.5.3})$$

for the normalization of $\vec{u}_{y,z}^{\text{eig}}(x)$ for $x = 1, 2, \dots, n$. Here $\hat{1}_n$ is the $n \times n$ identity matrix. By definition, we have $\vec{v}_{y,z}^{\text{st}} = \vec{v}_{y,z}^{\text{eig}}(1)$, $\vec{u}_{y,z}^{\text{st}} = \vec{u}_{y,z}^{\text{eig}}(1)$, and $\phi_{y,z}^{\text{st}} = \phi_{y,z}^{\text{eig}}(1)$.

F. Housekeeping growth and excess growth

In SST, heat is divided into two parts, that is, housekeeping and excess parts. Similarly, we divide population growth into two parts:

$$\Phi_{0 \rightarrow t} = \Phi_{0 \rightarrow t}^{\text{hk}} + \Phi_{0 \rightarrow t}^{\text{ex}}, \quad (\text{II.6.1})$$

where housekeeping growth and excess growth are given, respectively, by

$$\Phi_{0 \rightarrow t}^{\text{hk}} := \sum_{\tau=1}^t \phi_{y_\tau, z_\tau}^{\text{st}}, \quad (\text{II.6.2})$$

$$\Phi_{0 \rightarrow t}^{\text{ex}} := \Phi_{0 \rightarrow t} - \Phi_{0 \rightarrow t}^{\text{hk}}. \quad (\text{II.6.3})$$

Thus, the main purpose of this paper is to consider the Clausius equality and inequality for excess growth, Eq. (II.6.3).

G. Forward and backward path probabilities

Path probabilities are useful for the derivation of the main results of this paper. First we define the forward path probability as follows:

$$p_{\text{f}}(X_{0 \rightarrow t} | Z_{0 \rightarrow t}) := \left[\prod_{\tau=1}^t T_{z_\tau}(x_\tau | x_{\tau-1}) \right] p_{\text{ini}}(x_0), \quad (\text{II.7.1})$$

where $X_{0 \rightarrow t} := \{x_\tau\}_{\tau=0}^t$ and $Z_{0 \rightarrow t} := \{z_\tau\}_{\tau=0}^t$. We also define the backward path probability as

$$p_{\text{b}}(X_{0 \rightarrow t} | Y_{0 \rightarrow t}, Z_{0 \rightarrow t}) := \frac{\left(\prod_{\tau=1}^t \mu_{y_\tau}(x_\tau) \right) p_{\text{f}}(X_{0 \rightarrow t} | Z_{0 \rightarrow t})}{\left\langle \prod_{\tau=1}^t \mu_{y_\tau}(x_\tau) \right\rangle_{p_{\text{f}}(X_{0 \rightarrow t} | Z_{0 \rightarrow t})}}, \quad (\text{II.7.2})$$

where $Y_{0 \rightarrow t} := \{y_\tau\}_{\tau=0}^t$ and $\langle f(x) \rangle_{g(x)} := \sum_{x=1}^n f(x)g(x)$. The backward path probability, Eq. (II.7.2), is also expressed as

$$p_{\text{b}}(X_{0 \rightarrow t} | Y_{0 \rightarrow t}, Z_{0 \rightarrow t}) = \left[\prod_{\tau=1}^t \bar{u}(x_\tau) e^{\ln \hat{H}_{y_\tau, z_\tau} - \phi(\tau) \hat{1}_n} \bar{v}(x_{\tau-1}) \right] v_{y_0, z_0}^{\text{st}}(x_0), \quad (\text{II.7.3})$$

where

$$\bar{u}(x) := \underbrace{[0, \dots, 0, 1, 0, \dots, 0]}_{x-1}, \quad (\text{II.7.4})$$

$$\bar{v}(x) := \underbrace{[0, \dots, 0, 1, 0, \dots, 0]}_{x-1}^\top. \quad (\text{II.7.5})$$

Our definitions of the forward and backward path probabilities are the same as those defined in Ref. [29, 35, 36]. The forward path probability is the probability of observing an organism whose history is $X_{0 \rightarrow t}$ when we randomly pick out an organism at time 0 and track its phenotype-switching in a time-forward manner. When the tracked organism duplicates, we can randomly choose one of the daughters since the forward path probability does not depend on the choice. On the other hand, the backward path probability is the probability of observing an organism of which history is $X_{0 \rightarrow t}$ when we randomly choose an organism at time t and track it back in a time-backward manner. We utilize Eq. (II.7.2) to characterize the necessary condition for the second main result of this paper.

III. MAIN RESULTS

This section is the main part of this paper, in which we state the main claims. The first one is the Clausius equality for excess growth, Eq. (II.6.3), and the second one is the Clausius inequality for excess growth, Eq. (II.6.3).

A. First main result

We state the first main result of this paper: the Clausius equality for excess growth, Eq. (II.6.3). Let us consider a quasi-static process with Eq. (II.2.1); that is, we focus on the process in which the initial state is given by $\vec{N}_0 = N_0 \vec{v}_{y_0, z_0}^{\text{st}}$ and $\Delta y_\tau := y_\tau - y_{\tau-1}$ and $\Delta z_\tau := z_\tau - z_{\tau-1}$ are sufficiently small ($|\Delta y|, |\Delta z| \ll 1$) such that $\vec{N}_\tau / N_\tau = \vec{v}_{y_\tau, z_\tau}^{\text{st}}$ for $\tau = 0, 1, 2, \dots, t$.

If $w_z^T(x)$ in Eq. (II.2.2) is independent of z for $x = 1, 2, \dots, n$:

$$\nabla_z w_z^T(x) = 0, \quad (\text{III.1.1})$$

where ∇_z is the derivative with respect to z , we obtain the Clausius equality for excess growth, Eq. (II.6.3):

$$\Phi_{0 \rightarrow t}^{\text{ex}} = S(y_t, z_t) - S(y_0, z_0), \quad (\text{III.1.2})$$

where the pseudo-entropy $S(y, z)$ is given by [37]

$$S(y, z) := \frac{1}{2} \ln \sum_{x=1}^n u_{y,z}^{\text{st}}(x) w_z^T(x). \quad (\text{III.1.3})$$

Here, we provide an example in which Eq. (III.1.1) is satisfied. Let us consider a system of two phenotypes. If we set

$$\hat{T}_z = \begin{bmatrix} 1 - \omega_z & \omega_z \\ \omega_z & 1 - \omega_z \end{bmatrix}, \quad (\text{III.1.4})$$

where $[\hat{T}_z]_{x,x'} := T_z(x|x')$, then the stationary distribution is given by $[w_z^T(1), w_z^T(2)] = [1/2, 1/2]$ for any ω_z ; thus, Eq. (III.1.1) is satisfied. Equation (III.1.4) can be easily generalized to the case of n phenotypes.

We have assumed the quasi-static process for the above theorem. Otherwise, this theorem does not hold since the eigenstate associated with the largest eigenvalue is not attainable. The following theorem, however, holds even when the process is not quasi-static.

B. Second main result

Then we describe the second main result of this paper, that is, the Clausius inequality for excess growth, Eq. (II.6.3). Let us assume that the initial state is given by $\vec{N}_0 = N_0 \vec{v}_{y_0, z_0}^{\text{st}}$ and $w_{z_\tau}^T(x_\tau)$ satisfies

$$\left\langle \sum_{\tau=1}^t \left(\nabla_{z_\tau} \ln w_{z_\tau}^T(x_\tau) \right) \cdot \Delta z_\tau \right\rangle_{\text{b}, 0 \rightarrow t} \geq 0. \quad (\text{III.2.1})$$

where $\langle \cdot \rangle_{\text{b}, \tau \rightarrow \tau'}$ is the expected value with respect to the backward path probability, that is, $\langle \cdot \rangle_{\text{b}, \tau \rightarrow \tau'} := \langle \cdot \rangle_{p_{\text{b}}(X_{\tau \rightarrow \tau'} | \bar{Y}_{\tau+1 \rightarrow \tau'}, \bar{Z}_{\tau+1 \rightarrow \tau'})}$. Then we have

$$\Phi_{0 \rightarrow t}^{\text{ex}} \leq S(y_t, z_t) - S(y_0, z_0). \quad (\text{III.2.2})$$

Note that, when Eq. (III.1.1) is satisfied, Eq. (III.2.1) is also satisfied.

IV. DERIVATION OF THE FIRST MAIN RESULT

This section is devoted to the derivation of the Clausius equality, Eq. (III.1.2). We first give another expression of excess growth, Eq. (II.6.3), that is, the Berry-curvature-like expression, and then the detailed derivation of the Clausius equality, Eq. (III.1.2), by using the Berry-curvature-like expression of excess growth, Eq. (II.6.3).

A. Berry-curvature-like expression of excess growth

Before getting the Clausius equality, Eq. (III.1.2), we show the Berry-curvature-like expression of $\Phi_{0 \rightarrow t}^{\text{ex}}$ in a quasi-static process:

$$\Phi_{0 \rightarrow t}^{\text{ex}} = - \sum_{\tau=1}^t \left[\sum_{x=1}^n u_{y_\tau, z_\tau}^{\text{st}}(x) \nabla_{y_\tau} v_{y_\tau, z_\tau}^{\text{st}}(x) \right] \cdot \Delta y_\tau - \sum_{\tau=1}^t \left[\sum_{x=1}^n u_{y_\tau, z_\tau}^{\text{st}}(x) \nabla_{z_\tau} v_{y_\tau, z_\tau}^{\text{st}}(x) \right] \cdot \Delta z_\tau, \quad (\text{IV.1.1})$$

where ∇_y is the derivative with respect to y . The proof of Eq. (IV.1.1) is shown as follows.

Proof. By using the path integral formulation, population growth, Eq. (II.6.1), can be represented as

$$e^{\Phi_{0 \rightarrow t}} = \frac{1}{N_0} \sum_{\substack{\{\tilde{v}_{y_\tau, z_\tau}^{\text{eig}}(x_\tau)\}_{x_\tau, \tau}, \\ \{\tilde{u}_{y_\tau, z_\tau}^{\text{eig}}(x_\tau)\}_{x_\tau, \tau}}} \tilde{\Gamma}_n \tilde{v}_{y_t, z_t}^{\text{eig}}(x_t) \left[\prod_{\tau=1}^t \tilde{u}_{y_\tau, z_\tau}^{\text{eig}}(x_\tau) e^{\ln \hat{H}_{y_\tau, z_\tau}} \tilde{v}_{y_{\tau-1}, z_{\tau-1}}^{\text{eig}}(x_{\tau-1}) \right] \tilde{u}_{y_0, z_0}^{\text{eig}}(x_0) \tilde{N}_0, \quad (\text{IV.1.2})$$

where $\tilde{\Gamma}_n = \underbrace{[1, 1, \dots, 1]}_n$. Note that $\tilde{\Gamma}_n \tilde{v}_{y_t, z_t}^{\text{eig}}(x) = 1$ for $x = 1, 2, \dots, n$.

In a quasi-static process, Eq. (IV.1.2) is dominated by the eigenstate that has the largest eigenvalue; thus, when initial state is given by $\tilde{v}_{y_0, z_0}^{\text{st}}$, we have

$$e^{\Phi_{0 \rightarrow t}} = \frac{1}{N_0} \tilde{\Gamma}_n \tilde{v}_{y_t, z_t}^{\text{st}} \left[\prod_{\tau=1}^t \tilde{u}_{y_\tau, z_\tau}^{\text{st}} e^{\ln \hat{H}_{y_\tau, z_\tau}} \tilde{v}_{y_{\tau-1}, z_{\tau-1}}^{\text{st}} \right] \tilde{u}_{y_0, z_0}^{\text{st}} \tilde{N}_0 \quad (\text{IV.1.3})$$

$$= \prod_{\tau=1}^t \tilde{u}_{y_\tau, z_\tau}^{\text{st}} e^{\ln \hat{H}_{y_\tau, z_\tau}} \tilde{v}_{y_{\tau-1}, z_{\tau-1}}^{\text{st}}. \quad (\text{IV.1.4})$$

Due to the fact that, for $x = 1, 2, \dots, n$,

$$u_{y,z}^{\text{st}}(x) v_{y',z'}^{\text{st}}(x) = e^{-u_{y,z}^{\text{st}}(x) \nabla_y v_{y',z'}^{\text{st}}(x) \cdot \Delta y} e^{-u_{y,z}^{\text{st}}(x) \nabla_z v_{y',z'}^{\text{st}}(x) \cdot \Delta z}, \quad (\text{IV.1.5})$$

each term in Eq. (IV.1.4) is computed as

$$\tilde{u}_{y,z}^{\text{st}} e^{\ln \hat{H}_{y,z}} \tilde{v}_{y',z'}^{\text{st}} = e^{\phi_{y,z}^{\text{st}}} e^{\sum_{x=1}^n u_{y,z}^{\text{st}}(x) v_{y',z'}^{\text{st}}(x)} \quad (\text{IV.1.6})$$

$$= e^{\phi_{y,z}^{\text{st}}} e^{-\sum_{x=1}^n u_{y,z}^{\text{st}}(x) \nabla_y v_{y',z'}^{\text{st}}(x) \cdot \Delta y} e^{-\sum_{x=1}^n u_{y,z}^{\text{st}}(x) \nabla_z v_{y',z'}^{\text{st}}(x) \cdot \Delta z}. \quad (\text{IV.1.7})$$

Then, Eq. (IV.1.4) can be rewritten as

$$e^{\Phi_{0 \rightarrow t}} = \prod_{\tau=1}^t e^{\phi_{y_\tau, z_\tau}^{\text{st}}} e^{-\sum_{x=1}^n u_{y_\tau, z_\tau}^{\text{st}}(x) \nabla_y v_{y_\tau, z_\tau}^{\text{st}}(x) \cdot \Delta y_\tau} e^{-\sum_{x=1}^n u_{y_\tau, z_\tau}^{\text{st}}(x) \nabla_z v_{y_\tau, z_\tau}^{\text{st}}(x) \cdot \Delta z_\tau}. \quad (\text{IV.1.8})$$

By taking the logarithm of both sides of Eq. (IV.1.8), we have

$$\Phi_{0 \rightarrow t} = \sum_{\tau=1}^t \phi_{y_\tau, z_\tau}^{\text{st}} - \sum_{\tau=1}^t \sum_{x=1}^n u_{y_\tau, z_\tau}^{\text{st}}(x) \nabla_y v_{y_\tau, z_\tau}^{\text{st}}(x) \cdot \Delta y_\tau - \sum_{\tau=1}^t \sum_{x=1}^n u_{y_\tau, z_\tau}^{\text{st}}(x) \nabla_z v_{y_\tau, z_\tau}^{\text{st}}(x) \cdot \Delta z_\tau. \quad (\text{IV.1.9})$$

Since $\Phi_{0 \rightarrow t}^{\text{hk}} = \sum_{\tau=1}^t \phi_{y_\tau, z_\tau}^{\text{st}}$, we have $\Phi_{0 \rightarrow t}^{\text{ex}}$, Eq. (IV.1.1).

□

B. Proof of the Clausius equality

In this subsection, we provide the proof of the Clausius equality, Eq. (III.1.2). The proof is given as follows.

Proof. We define

$$\tilde{H}_{y,z}(x|x') := \mu_y(x) T_z(x'|x). \quad (\text{IV.2.1})$$

Eq. (II.2.2) leads to

$$\sum_{x'=1}^n \tilde{H}_{y,z}(x|x') \frac{v_{y,z}^{\text{st}}(x')}{w_z^T(x')} = \sum_{x'=1}^n \mu_y(x) T_z(x'|x) \frac{v_{y,z}^{\text{st}}(x')}{w_z^T(x')} \quad (\text{IV.2.2})$$

$$= \sum_{x'=1}^n \mu_y(x) T_z(x|x') \frac{v_{y,z}^{\text{st}}(x')}{w_z^T(x)} \quad (\text{IV.2.3})$$

$$= \sum_{x'=1}^n H_{y,z}(x|x') \frac{v_{y,z}^{\text{st}}(x')}{w_z^T(x)} \quad (\text{IV.2.4})$$

$$= e^{\phi_{y,z}^{\text{st}}} \frac{v_{y,z}^{\text{st}}(x)}{w_z^T(x)}. \quad (\text{IV.2.5})$$

Due to the assumption that $T_z(x|x')$ is ergodic and $H_{y,z}(x|x')$ is irreducible, and the Perron-Frobenius theorem, the largest left eigenvector is unique. Thus, there exists $C_{y,z}$ such that, for $x = 1, 2, \dots, n$,

$$u_{y,z}^{\text{st}}(x) = C_{y,z} \frac{v_{y,z}^{\text{st}}(x)}{w_z^T(x)}. \quad (\text{IV.2.6})$$

By using the fact that $\|\tilde{v}_{y,z}^{\text{st}}\|_1 = 1$, we have

$$C_{y,z} = \sum_{x=1}^n w_z^T(x) u_{y,z}^{\text{st}}(x). \quad (\text{IV.2.7})$$

Furthermore, since $\tilde{u}_{y,z}^{\text{st}} \tilde{v}_{y,z}^{\text{st}} = \sum_{x=1}^n u_{y,z}^{\text{st}}(x) v_{y,z}^{\text{st}}(x) = 1$, we obtain

$$C_{y,z} = \sum_{x=1}^n w_z^T(x) [u_{y,z}^{\text{st}}(x)]^2. \quad (\text{IV.2.8})$$

By taking the derivative of Eq. (IV.2.8) with respect to y , we have

$$\frac{1}{2} \nabla_y \ln C_{y,z} = \sum_{x=1}^n \frac{w_z^T(x) u_{y,z}^{\text{st}}(x)}{C_{y,z}} \nabla_y u_{y,z}^{\text{st}}(x) \quad (\text{IV.2.9})$$

$$= \sum_{x=1}^n v_{y,z}^{\text{st}}(x) \nabla_y u_{y,z}^{\text{st}}(x) \quad (\text{IV.2.10})$$

$$= - \sum_{x=1}^n u_{y,z}^{\text{st}}(x) \nabla_y v_{y,z}^{\text{st}}(x), \quad (\text{IV.2.11})$$

where we have used Eq. (IV.2.6). Next, by taking the derivation of Eq. (IV.2.8) with respect to z , we have almost the same expression:

$$\frac{1}{2} \nabla_z \ln C_{y,z} = \sum_{x=1}^n \frac{w_z^T(x) u_{y,z}^{\text{st}}(x)}{C_{y,z}} \nabla_z u_{y,z}^{\text{st}}(x) + \frac{1}{2} \sum_{x=1}^n \frac{(u_{y,z}^{\text{st}}(x))^2}{C_{y,z}} \nabla_z w_z^T(x) \quad (\text{IV.2.12})$$

$$= \sum_{x=1}^n v_{y,z}^{\text{st}}(x) \nabla_z u_{y,z}^{\text{st}}(x) + \frac{1}{2} \sum_{x=1}^n \frac{(u_{y,z}^{\text{st}}(x))^2}{C_{y,z}} \nabla_z w_z^T(x) \quad (\text{IV.2.13})$$

$$= \sum_{x=1}^n v_{y,z}^{\text{st}}(x) \nabla_z u_{y,z}^{\text{st}}(x) \quad (\text{IV.2.14})$$

$$= - \sum_{x=1}^n u_{y,z}^{\text{st}}(x) \nabla_z v_{y,z}^{\text{st}}(x). \quad (\text{IV.2.15})$$

In Eq. (IV.2.14), the second term vanishes due to the assumption in Eq. (III.1.1). Thus, Eq. (IV.1.1) can be computed further as

$$\Phi_{0 \rightarrow t}^{\text{ex}} = - \sum_{\tau=1}^t \left[\sum_{x=1}^n u_{y_\tau, z_\tau}^{\text{st}}(x) \nabla_{y_\tau} v_{y_\tau, z_\tau}^{\text{st}}(x) \right] \cdot \Delta y_\tau - \sum_{\tau=1}^t \left[\sum_{x=1}^n u_{y_\tau, z_\tau}^{\text{st}}(x) \nabla_{z_\tau} v_{y_\tau, z_\tau}^{\text{st}}(x) \right] \cdot \Delta z_\tau \quad (\text{IV.2.16})$$

$$= \sum_{\tau=1}^t \left[\frac{1}{2} \nabla_{y_\tau} \ln C_{y_\tau, z_\tau} \right] \cdot \Delta y_\tau + \sum_{\tau=1}^t \left[\frac{1}{2} \nabla_{z_\tau} \ln C_{y_\tau, z_\tau} \right] \cdot \Delta z_\tau \quad (\text{IV.2.17})$$

$$= \left[\frac{1}{2} \ln C_{y,z} \right]_{y=y_0, z=z_0}^{y=y_t, z=z_t} \quad (\text{IV.2.18})$$

$$= [S_{y,z}]_{y=y_0, z=z_0}^{y=y_t, z=z_t} \quad (\text{IV.2.19})$$

$$= S_{y_t, z_t} - S_{y_0, z_0}, \quad (\text{IV.2.20})$$

where $S_{y,z} := \frac{1}{2} \ln C_{y,z}$. Therefore we have obtained the Clausius equality, Eq. (III.1.2). \square

V. DERIVATION OF THE SECOND MAIN RESULT

This section shows the derivation of the Clausius inequality, Eq. (III.2.2). We first define two different path probabilities and a symmetrized divergence. Then, we show the derivation of the Clausius inequality, Eq. (III.2.2).

A. Path probabilities and symmetrized divergence

In this subsection, we introduce the two different path probabilities and the symmetrized divergence on the path probabilities. These quantities are essential to prove the Clausius inequality, Eq. (III.2.2).

1. Retrospective process and its dual process

Here, we introduce a Markov process that mimics the backward path probability for a fixed environment, called the retrospective process. The backward path probability, Eq. (II.7.2), is also expressed as

$$p_b(X_{0 \rightarrow t} | Y_{0 \rightarrow t}, Z_{0 \rightarrow t}) = e^{-\sum_{\tau=1}^t \phi_\tau} \left[\prod_{\tau=1}^t \bar{u}(x_\tau) e^{\ln \hat{H}_{y_\tau, z_\tau}} \bar{v}(x_{\tau-1}) \right] v_{y_0, z_0}(x_0) \quad (\text{V.1.1})$$

$$= \left[\prod_{\tau=1}^t \bar{u}(x_\tau) e^{\ln \hat{H}_{y_\tau, z_\tau} - \phi_\tau \hat{1}_n} \bar{v}(x_{\tau-1}) \right] v_{y_0, z_0}(x_0). \quad (\text{V.1.2})$$

Note that we have used $p_{\text{ini}}(x_0) = v_{y_0, z_0}(x_0)$. In a quasi-static process or the case where the changes of y_τ and z_τ are sufficiently small, we have

$$p_b(X_{0 \rightarrow t} | Y_{0 \rightarrow t}, Z_{0 \rightarrow t}) \approx p_r(X_{0 \rightarrow t} | Y_{0 \rightarrow t}, Z_{0 \rightarrow t}), \quad (\text{V.1.3})$$

where

$$p_r(X_{0 \rightarrow t} | Y_{0 \rightarrow t}, Z_{0 \rightarrow t}) := \left[\prod_{\tau=1}^t \bar{u}(x_\tau) e^{\ln \hat{Q}_{y_\tau, z_\tau}} \bar{v}(x_{\tau-1}) \right] w_{y_0, z_0}^Q(x_0), \quad (\text{V.1.4})$$

and

$$\hat{Q}_{y,z} := \begin{bmatrix} Q_{y,z}(1|1) & Q_{y,z}(1|2) & \dots & Q_{y,z}(1|n) \\ Q_{y,z}(2|1) & Q_{y,z}(2|2) & \dots & Q_{y,z}(2|n) \\ \vdots & \vdots & \ddots & \vdots \\ Q_{y,z}(n|1) & Q_{y,z}(n|2) & \dots & Q_{y,z}(n|n) \end{bmatrix}, \quad (\text{V.1.5})$$

$$Q_{y,z}(x|x') := \frac{u_{y,z}^{\text{st}}(x)}{u_{y,z}^{\text{st}}(x')} H_{y,z}(x|x') e^{-\phi_{y,z}^{\text{st}}}. \quad (\text{V.1.6})$$

Note that

$$\sum_{x=1}^n Q_{y,z}(x|x') = \sum_{x=1}^n \frac{u_{y,z}^{\text{st}}(x)}{u_{y,z}^{\text{st}}(x')} H_{y,z}(x|x') e^{-\phi_{y,z}^{\text{st}}} \quad (\text{V.1.7})$$

$$= \frac{u_{y,z}^{\text{st}}(x')}{u_{y,z}^{\text{st}}(x')} e^{\phi_{y,z}^{\text{st}}} e^{-\phi_{y,z}^{\text{st}}} \quad (\text{V.1.8})$$

$$= 1; \quad (\text{V.1.9})$$

thus, $Q_{y,z}(x|x')$ can be interpreted as a conditional probability.

We then consider the Markov process induced by

$$\tilde{Q}_{y,z}(x|x') := \frac{v_{y,z}^{\text{st}}(x)}{v_{y,z}^{\text{st}}(x')} H_{y,z}(x'|x) e^{-\phi_{y,z}^{\text{st}}}. \quad (\text{V.1.10})$$

Note that the following identity holds:

$$\sum_{x=1}^n \tilde{Q}_{y,z}(x|x') = \sum_{x=1}^n \frac{v_{y,z}^{\text{st}}(x)}{v_{y,z}^{\text{st}}(x')} H_{y,z}(x'|x) e^{-\phi_{y,z}^{\text{st}}} \quad (\text{V.1.11})$$

$$= 1. \quad (\text{V.1.12})$$

From Eqs. (V.1.6) and (V.1.10), we have

$$\tilde{Q}_{y,z}(x|x') = \frac{v_{y,z}^{\text{st}}(x)}{v_{y,z}^{\text{st}}(x')} H_{y,z}(x'|x) e^{-\phi_{y,z}^{\text{st}}} \quad (\text{V.1.13})$$

$$= \frac{w_{y,z}^Q(x)}{w_{y,z}^Q(x')} \left(\frac{u_{y,z}^{\text{st}}(x')}{u_{y,z}^{\text{st}}(x)} H_{y,z}(x'|x) e^{-\phi_{y,z}^{\text{st}}} \right) \quad (\text{V.1.14})$$

$$= \frac{w_{y,z}^Q(x)}{w_{y,z}^Q(x')} Q_{y,z}(x'|x), \quad (\text{V.1.15})$$

where

$$w_{y,z}^Q(x) := v_{y,z}^{\text{st}}(x) u_{y,z}^{\text{st}}(x). \quad (\text{V.1.16})$$

We also note that $w_{y,z}^Q(x)$ satisfies the condition of probability distribution: $\sum_{x=1}^n w_{y,z}^Q(x) = 1$.

The process induced by Eq. (V.1.10), which we call the dual retrospective process, is given by

$$p_{\text{dr}}(X_{0 \rightarrow t}^r | Y_{0 \rightarrow t}^r, Z_{0 \rightarrow t}^r) := \left[\prod_{\tau=1}^t \tilde{u}(x_{\tau-1}) e^{\ln \hat{Q}_{y_\tau, z_\tau}} \tilde{v}(x_\tau) \right] w_{y_t, z_t}^Q(x_t), \quad (\text{V.1.17})$$

where

$$\hat{Q}_{y,z} := \begin{bmatrix} \tilde{Q}_{y,z}(1|1) & \tilde{Q}_{y,z}(1|2) & \dots & \tilde{Q}_{y,z}(1|n) \\ \tilde{Q}_{y,z}(2|1) & \tilde{Q}_{y,z}(2|2) & \dots & \tilde{Q}_{y,z}(2|n) \\ \vdots & \vdots & \ddots & \vdots \\ \tilde{Q}_{y,z}(n|1) & \tilde{Q}_{y,z}(n|2) & \dots & \tilde{Q}_{y,z}(n|n) \end{bmatrix}, \quad (\text{V.1.18})$$

and $X_{0 \rightarrow t}^r$, $Y_{0 \rightarrow t}^r$, and $Z_{0 \rightarrow t}^r$ are the reversed processes of $X_{0 \rightarrow t}$, $Y_{0 \rightarrow t}$, and $Z_{0 \rightarrow t}$, respectively.

2. Symmetrized divergence

We define the symmetrized divergence on the path probabilities by computing the logarithm of the ratios between path probabilities. In the following subsection, we utilize it to prove the Clausius inequality, Eq. (III.2.2).

From Eq. (V.1.5), we have

$$\tilde{u}(x) e^{\ln \hat{Q}_{y,z}} \tilde{v}(x') = e^{-\phi_{y,z}^{\text{st}}} \frac{u_{y,z}^{\text{st}}(x)}{u_{y,z}^{\text{st}}(x_{\tau-1})} \tilde{u}(x) e^{\ln \hat{H}_{y,z}} \tilde{v}(x'). \quad (\text{V.1.19})$$

Then, Eq. (V.1.4) can be rewritten as

$$p_r(X_{0 \rightarrow t} | Y_{0 \rightarrow t}, Z_{0 \rightarrow t}) = \left[\prod_{\tau=1}^t \tilde{u}(x_\tau) e^{\ln \hat{Q}_{y_\tau, z_\tau}} \tilde{v}(x_{\tau-1}) \right] v_{y_0, z_0}(x_0) \quad (\text{V.1.20})$$

$$= e^{-\sum_{\tau=1}^t \phi_{y_{\tau}, z_{\tau}}^{\text{st}}} \frac{\prod_{\tau=1}^t u_{y_{\tau}, z_{\tau}}^{\text{st}}(x_{\tau})}{\prod_{\tau=1}^t u_{y_{\tau}, z_{\tau}}^{\text{st}}(x_{\tau-1})} \left[\prod_{\tau=1}^t \tilde{u}(x_{\tau}) e^{\ln \hat{H}_{y_{\tau}, z_{\tau}}} \tilde{v}(x_{\tau-1}) \right] w_{y_0, z_0}^Q(x_0), \quad (\text{V.1.21})$$

and

$$\begin{aligned} p_r(X_{0 \rightarrow t} | Y_{0 \rightarrow t}, Z_{0 \rightarrow t}) &= \exp\left(-\sum_{\tau=1}^t \phi_{y_{\tau}, z_{\tau}}^{\text{st}}\right) \exp\left(-\sum_{\tau=1}^t [\nabla_{y_{\tau}} \ln u_{y_{\tau}, z_{\tau}}^{\text{st}}(x_{\tau})] \cdot \Delta y_{\tau}\right) \exp\left(-\sum_{\tau=1}^t [\nabla_{z_{\tau}} \ln u_{y_{\tau}, z_{\tau}}^{\text{st}}(x_{\tau})] \cdot \Delta z_{\tau}\right) \\ &\times \exp\left(\ln \frac{u_{y_t, z_t}^{\text{st}}(x_t)}{u_{y_0, z_0}^{\text{st}}(x_0)} + \ln \frac{w_{y_0, z_0}^Q(x_0)}{v_{y_0, z_0}^{\text{st}}(x_0)}\right) e^{\Phi_{0 \rightarrow t}} p_b(X_{0 \rightarrow t} | Y_{0 \rightarrow t}, Z_{0 \rightarrow t}). \end{aligned} \quad (\text{V.1.22})$$

Thus, the logarithm of the ratio between $p_b(X_{0 \rightarrow t} | Y_{0 \rightarrow t}, Z_{0 \rightarrow t})$ and $p_r(X_{0 \rightarrow t} | Y_{0 \rightarrow t}, Z_{0 \rightarrow t})$ is computed as

$$\begin{aligned} \ln \frac{p_b(X_{0 \rightarrow t} | Y_{0 \rightarrow t}, Z_{0 \rightarrow t})}{p_r(X_{0 \rightarrow t} | Y_{0 \rightarrow t}, Z_{0 \rightarrow t})} &= -\Phi_{0 \rightarrow t}^{\text{ex}} - \ln \frac{u_{y_t, z_t}^{\text{st}}(x_t)}{u_{y_0, z_0}^{\text{st}}(x_0)} - \ln \frac{w_{y_0, z_0}^Q(x_0)}{v_{y_0, z_0}^{\text{st}}(x_0)} \\ &+ \sum_{\tau=1}^t [\nabla_{y_{\tau}} \ln u_{y_{\tau}, z_{\tau}}^{\text{st}}(x_{\tau})] \cdot \Delta y_{\tau} + \sum_{\tau=1}^t [\nabla_{z_{\tau}} \ln u_{y_{\tau}, z_{\tau}}^{\text{st}}(x_{\tau})] \cdot \Delta z_{\tau} \end{aligned} \quad (\text{V.1.23})$$

$$= -\Phi_{0 \rightarrow t}^{\text{ex}} - \ln u_{y_t, z_t}^{\text{st}}(x_t) + \sum_{\tau=1}^t [\nabla_{y_{\tau}} \ln u_{y_{\tau}, z_{\tau}}^{\text{st}}(x_{\tau})] \cdot \Delta y_{\tau} + \sum_{\tau=1}^t [\nabla_{z_{\tau}} \ln u_{y_{\tau}, z_{\tau}}^{\text{st}}(x_{\tau})] \cdot \Delta z_{\tau}, \quad (\text{V.1.24})$$

where we have used Eqs. (II.6.2) and (II.6.3).

Next, we consider the dual retrospective process. From Eq. (V.1.18), we have

$$\tilde{u}(x') e^{\ln \hat{Q}_{y, z}} \tilde{v}(x) = e^{-\phi_{y, z}^{\text{st}}} \frac{v_{y, z}^{\text{st}}(x_{\tau-1})}{v_{y, z}^{\text{st}}(x)} \tilde{u}(x) e^{\ln \hat{H}_{y, z}} \tilde{v}(x'). \quad (\text{V.1.25})$$

Then, Eq. (V.1.17) is rewritten as

$$p_{\text{dr}}(X_{0 \rightarrow t}^r | Y_{0 \rightarrow t}^r, Z_{0 \rightarrow t}^r) = e^{-\sum_{\tau=1}^t \phi_{y_{\tau}, z_{\tau}}^{\text{st}}} \frac{\prod_{\tau=1}^t v_{y_{\tau}, z_{\tau}}^{\text{st}}(x_{\tau-1})}{\prod_{\tau=1}^t v_{y_{\tau}, z_{\tau}}^{\text{st}}(x_{\tau})} \left[\prod_{\tau=1}^t \tilde{u}(x_{\tau}) e^{\ln \hat{H}_{y_{\tau}, z_{\tau}}} \tilde{v}(x_{\tau-1}) \right] w_{y_t, z_t}^Q(x_t), \quad (\text{V.1.26})$$

and then we have

$$\begin{aligned} p_{\text{dr}}(X_{0 \rightarrow t}^r | Y_{0 \rightarrow t}^r, Z_{0 \rightarrow t}^r) &= \exp\left(-\sum_{\tau=1}^t \phi_{y_{\tau}, z_{\tau}}^{\text{st}}\right) \exp\left(\sum_{\tau=1}^t [\nabla_{y_{\tau}} \ln v_{y_{\tau}, z_{\tau}}^{\text{st}}(x_{\tau})] \cdot \Delta y_{\tau}\right) \exp\left(\sum_{\tau=1}^t [\nabla_{z_{\tau}} \ln v_{y_{\tau}, z_{\tau}}^{\text{st}}(x_{\tau})] \cdot \Delta z_{\tau}\right) \\ &\times \exp\left(\ln \frac{v_{y_0, z_0}^{\text{st}}(x_0)}{v_{y_t, z_t}^{\text{st}}(x_t)} + \ln \frac{w_{y_t, z_t}^Q(x_t)}{v_{y_0, z_0}^{\text{st}}(x_0)}\right) e^{\Phi_{0 \rightarrow t}} p_b(X_{0 \rightarrow t} | Y_{0 \rightarrow t}, Z_{0 \rightarrow t}). \end{aligned} \quad (\text{V.1.27})$$

Thus, the logarithm of the ratio between $p_b(X_{0 \rightarrow t} | Y_{0 \rightarrow t}, Z_{0 \rightarrow t})$ and $p_{\text{dr}}(X_{0 \rightarrow t}^r | Y_{0 \rightarrow t}^r, Z_{0 \rightarrow t}^r)$ is computed as

$$\begin{aligned} \ln \frac{p_b(X_{0 \rightarrow t} | Y_{0 \rightarrow t}, Z_{0 \rightarrow t})}{p_{\text{dr}}(X_{0 \rightarrow t}^r | Y_{0 \rightarrow t}^r, Z_{0 \rightarrow t}^r)} &= -\Phi_{0 \rightarrow t}^{\text{ex}} - \ln \frac{v_{y_0, z_0}^{\text{st}}(x_0)}{v_{y_t, z_t}^{\text{st}}(x_t)} - \ln \frac{w_{y_t, z_t}^Q(x_t)}{v_{y_0, z_0}^{\text{st}}(x_0)} \\ &- \sum_{\tau=1}^t [\nabla_{y_{\tau}} \ln v_{y_{\tau}, z_{\tau}}^{\text{st}}(x_{\tau})] \cdot \Delta y_{\tau} - \sum_{\tau=1}^t [\nabla_{z_{\tau}} \ln v_{y_{\tau}, z_{\tau}}^{\text{st}}(x_{\tau})] \cdot \Delta z_{\tau} \end{aligned} \quad (\text{V.1.28})$$

$$= -\Phi_{0 \rightarrow t}^{\text{ex}} - \ln u_{y_t, z_t}^{\text{st}}(x_t) - \sum_{\tau=1}^t [\nabla_{y_{\tau}} \ln v_{y_{\tau}, z_{\tau}}^{\text{st}}(x_{\tau})] \cdot \Delta y_{\tau} - \sum_{\tau=1}^t [\nabla_{z_{\tau}} \ln v_{y_{\tau}, z_{\tau}}^{\text{st}}(x_{\tau})] \cdot \Delta z_{\tau}. \quad (\text{V.1.29})$$

By using Eqs. (V.1.24) and (V.1.29), we have

$$\begin{aligned} &\frac{1}{2} \ln \frac{p_b(X_{0 \rightarrow t} | Y_{0 \rightarrow t}, Z_{0 \rightarrow t})}{p_r(X_{0 \rightarrow t} | Y_{0 \rightarrow t}, Z_{0 \rightarrow t})} + \frac{1}{2} \ln \frac{p_b(X_{0 \rightarrow t} | Y_{0 \rightarrow t}, Z_{0 \rightarrow t})}{p_{\text{dr}}(X_{0 \rightarrow t}^r | Y_{0 \rightarrow t}^r, Z_{0 \rightarrow t}^r)} \\ &= \ln \frac{p_b(X_{0 \rightarrow t} | Y_{0 \rightarrow t}, Z_{0 \rightarrow t})}{[p_r(X_{0 \rightarrow t} | Y_{0 \rightarrow t}, Z_{0 \rightarrow t}) p_{\text{dr}}(X_{0 \rightarrow t}^r | Y_{0 \rightarrow t}^r, Z_{0 \rightarrow t}^r)]^{\frac{1}{2}}} \end{aligned} \quad (\text{V.1.30})$$

$$= -\Phi_{0 \rightarrow t}^{\text{ex}} - \ln u_{y_t, z_t}^{\text{st}}(x_t) + \frac{1}{2} \sum_{\tau=1}^t \left[\nabla_{y_{\tau}} \ln \frac{u_{y_{\tau}, z_{\tau}}^{\text{st}}(x_{\tau})}{v_{y_{\tau}, z_{\tau}}^{\text{st}}(x_{\tau})} \right] \cdot \Delta y_{\tau} + \frac{1}{2} \sum_{\tau=1}^t \left[\nabla_{z_{\tau}} \ln \frac{u_{y_{\tau}, z_{\tau}}^{\text{st}}(x_{\tau})}{v_{y_{\tau}, z_{\tau}}^{\text{st}}(x_{\tau})} \right] \cdot \Delta z_{\tau} \quad (\text{V.1.31})$$

$$= -\Phi_{0 \rightarrow t}^{\text{ex}} - \ln u_{y_t, z_t}^{\text{st}}(x_t) + \frac{1}{2} \sum_{\tau=1}^t \left[\nabla_{y_\tau} \ln \frac{C_{y_\tau, z_\tau}}{w_{z_\tau}^T(x_\tau)} \right] \cdot \Delta y_\tau + \frac{1}{2} \sum_{\tau=1}^t \left[\nabla_{z_\tau} \ln \frac{C_{y_\tau, z_\tau}}{w_{z_\tau}^T(x_\tau)} \right] \cdot \Delta z_\tau \quad (\text{V.1.32})$$

$$= -\Phi_{0 \rightarrow t}^{\text{ex}} - \ln u_{y_t, z_t}^{\text{st}}(x_t) + \frac{1}{2} \left[\ln C_{y_t, z_t} - \ln C_{y_0, z_0} \right] - \frac{1}{2} \sum_{\tau=1}^t \left(\nabla_{z_\tau} \ln w_{z_\tau}^T(x_\tau) \right) \cdot \Delta z_\tau. \quad (\text{V.1.33})$$

Then, we define the symmetrized divergence as

$$D_{0 \rightarrow t}^{\text{sym}} := \left\langle \ln \frac{p_{\text{b}}(X_{0 \rightarrow t} | Y_{0 \rightarrow t}, Z_{0 \rightarrow t})}{[p_{\text{r}}(X_{0 \rightarrow t} | Y_{0 \rightarrow t}, Z_{0 \rightarrow t}) p_{\text{dr}}(X_{0 \rightarrow t}^{\text{r}} | Y_{0 \rightarrow t}^{\text{r}}, Z_{0 \rightarrow t}^{\text{r}})]^{\frac{1}{2}}} \right\rangle_{\text{b}, 0 \rightarrow t}, \quad (\text{V.1.34})$$

and it is computed as

$$D_{0 \rightarrow t}^{\text{sym}} = \int \mathcal{D}X_{0 \rightarrow t} p_{\text{b}}(X_{0 \rightarrow t} | Y_{0 \rightarrow t}, Z_{0 \rightarrow t}) \ln \frac{p_{\text{b}}(X_{0 \rightarrow t} | Y_{0 \rightarrow t}, Z_{0 \rightarrow t})}{[p_{\text{r}}(X_{0 \rightarrow t} | Y_{0 \rightarrow t}, Z_{0 \rightarrow t}) p_{\text{dr}}(X_{0 \rightarrow t}^{\text{r}} | Y_{0 \rightarrow t}^{\text{r}}, Z_{0 \rightarrow t}^{\text{r}})]^{\frac{1}{2}}} \quad (\text{V.1.35})$$

$$= -\Phi_{0 \rightarrow t}^{\text{ex}} + S_{y_t, z_t} - S_{y_0, z_0} - \int \mathcal{D}X_{0 \rightarrow t} p_{\text{b}}(X_{0 \rightarrow t} | Y_{0 \rightarrow t}, Z_{0 \rightarrow t}) \ln u_{y_t, z_t}^{\text{st}}(x_t) \quad (\text{V.1.36})$$

$$= -\Phi_{0 \rightarrow t}^{\text{ex}} + S_{y_t, z_t} - S_{y_0, z_0} - \sum_{x_t=1}^n v_{y_t, z_t}^{\text{st}}(x_t) \ln u_{y_t, z_t}^{\text{st}}(x_t) - \left\langle \sum_{\tau=1}^t \left(\nabla_{z_\tau} \ln w_{z_\tau}^T(x_\tau) \right) \cdot \Delta z_\tau \right\rangle_{\text{b}, 0 \rightarrow t}, \quad (\text{V.1.37})$$

where $\int \mathcal{D}X_{0 \rightarrow t} := \sum_{\{X_{0 \rightarrow t}\}}$. Note that we have used $v_{y_t, z_t}^{\text{st}}(x_t) = \sum_{x_0, x_1, \dots, x_{t-1}} p_{\text{b}}(X_{0 \rightarrow t} | Y_{0 \rightarrow t}, Z_{0 \rightarrow t})$ and $v_{y_0, z_0}^{\text{st}}(x_0) = \sum_{x_1, x_2, \dots, x_t} p_{\text{b}}(X_{0 \rightarrow t} | Y_{0 \rightarrow t}, Z_{0 \rightarrow t})$ since we are studying a transition between stationary states. Note that the non-negativity of the symmetrized divergence is shown in Appendix A.

B. Proof of the Clausius inequality

We define

$$\sigma_{0 \rightarrow t} := -\Phi_{0 \rightarrow t}^{\text{ex}} + S_{y_t, z_t} - S_{y_0, z_0}. \quad (\text{V.2.1})$$

Note that $\sigma_{0 \rightarrow t}$ is not thermodynamically the entropy production, but we call it the entropy production since its mathematical properties are similar to the thermodynamic entropy production. In the rest of this section, we prove the following inequality:

$$\sigma_{0 \rightarrow t} \geq 0. \quad (\text{V.2.2})$$

Eq. (V.2.2) leads to the Clausius inequality, Eq. (III.2.2).

Proof. For any given process from $\tau = 0$ to $\tau = t$, we can define a new process from $\tau = 0$ to $\tau = t'$ such that it is identical to the given process from $\tau = 0$ to $\tau = t$ and the duplication rate of the new process is constant ($\mu_{y_\tau}(x) = \text{const.}$) for $t \leq \tau \leq t'$. In this proof, we use the new process. Note that we can perform this technique for any process; so, this discussion is not a limitation. To describe the new process, we also define $Y_{0 \rightarrow t'} := \{y_\tau\}_{\tau=0}^{t'}$, $Y_{t+1 \rightarrow t'} := \{y_\tau\}_{\tau=t+1}^{t'}$, $Z_{0 \rightarrow t'} := \{z_\tau\}_{\tau=0}^{t'}$, and $Z_{t \rightarrow t'} := \{z_\tau\}_{\tau=t+1}^{t'}$.

From Eq. (V.1.37), we have

$$\Phi_{0 \rightarrow t}^{\text{ex}} = S_{y_t, z_t} - S_{y_0, z_0} - D_{0 \rightarrow t}^{\text{sym}} - \sum_{x_t=1}^n v_{y_t, z_t}^{\text{st}}(x_t) \ln u_{y_t, z_t}^{\text{st}}(x_t) - \left\langle \sum_{\tau=1}^t \left(\nabla_{z_\tau} \ln w_{z_\tau}^T(x_\tau) \right) \cdot \Delta z_\tau \right\rangle_{\text{b}, 0 \rightarrow t}. \quad (\text{V.2.3})$$

Due to the assumption $\mu_{y_\tau}(x) = \text{const.}$, we have $u_{y_{t'}, z_{t'}}^{\text{st}}(x) = 1$ for $x = 1, 2, \dots, n$. Then, we get $S_{y_{t'}, z_{t'}} = 0$ and $\sum_{x_{t'}=1}^n v_{y_{t'}, z_{t'}}^{\text{st}}(x_{t'}) \ln u_{y_{t'}, z_{t'}}^{\text{st}}(x_{t'}) = 0$ [32]; thus we obtain

$$\Phi_{0 \rightarrow t'}^{\text{ex}} = S_{y_{t'}, z_{t'}} - S_{y_0, z_0} - D_{0 \rightarrow t'}^{\text{sym}} - \sum_{i_{t'}=1}^n v_{y_{t'}, z_{t'}}^{\text{st}}(x_{t'}) \ln u_{y_{t'}, z_{t'}}^{\text{st}}(x_{t'}) - \left\langle \sum_{\tau=1}^{t'} \left(\nabla_{z_\tau} \ln w_{z_\tau}^T(x_\tau) \right) \cdot \Delta z_\tau \right\rangle_{\text{b}, 0 \rightarrow t'} \quad (\text{V.2.4})$$

$$= -S_{y_0, z_0} - D_{0 \rightarrow t'}^{\text{sym}} - \left\langle \sum_{\tau=1}^{t'} \left(\nabla_{z_\tau} \ln w_{z_\tau}^T(x_\tau) \right) \cdot \Delta z_\tau \right\rangle_{\text{b}, 0 \rightarrow t'} \quad (\text{V.2.5})$$

$$\leq -S_{y_0, z_0} - \left\langle \sum_{\tau=1}^{t'} \left(\nabla_{z_\tau} \ln w_{z_\tau}^T(x_\tau) \right) \cdot \Delta z_\tau \right\rangle_{\text{b}, 0 \rightarrow t'}, \quad (\text{V.2.6})$$

and

$$\Phi_{t \rightarrow t'}^{\text{ex}} = S_{y_{t'}, z_{t'}} - S_{y_t, z_t} - D_{t \rightarrow t'}^{\text{sym}} - \sum_{i_{t'}=1}^n v_{y_{t'}, z_{t'}}^{\text{st}}(x_{t'}) \ln u_{y_{t'}, z_{t'}}^{\text{st}}(x_{t'}) - \left\langle \sum_{\tau=t+1}^{t'} \left(\nabla_{z_\tau} \ln w_{z_\tau}^T(x_\tau) \right) \cdot \Delta z_\tau \right\rangle_{\text{b}, t \rightarrow t'} \quad (\text{V.2.7})$$

$$= -S_{y_t, z_t} - D_{t \rightarrow t'}^{\text{sym}} - \left\langle \sum_{\tau=t+1}^{t'} \left(\nabla_{z_\tau} \ln w_{z_\tau}^T(x_\tau) \right) \cdot \Delta z_\tau \right\rangle_{\text{b}, t \rightarrow t'} \quad (\text{V.2.8})$$

$$\leq -S_{y_t, z_t} - \left\langle \sum_{\tau=t+1}^{t'} \left(\nabla_{z_\tau} \ln w_{z_\tau}^T(x_\tau) \right) \cdot \Delta z_\tau \right\rangle_{\text{b}, t \rightarrow t'}. \quad (\text{V.2.9})$$

Next, let us denote $Y_{0 \rightarrow t}$, $Y_{t+1 \rightarrow t'}$, and $Y_{1 \rightarrow t'}$ that maximize $\Phi_{0 \rightarrow t}^{\text{ex}}$, $\Phi_{t \rightarrow t'}^{\text{ex}}$, and $\Phi_{0 \rightarrow t'}^{\text{ex}}$, by $Y_{0 \rightarrow t}^*$, $Y_{t+1 \rightarrow t'}^*$, and $Y_{1 \rightarrow t'}^*$, respectively. We also denote the maximized values of $\Phi_{0 \rightarrow t}^{\text{ex}}$, $\Phi_{t \rightarrow t'}^{\text{ex}}$, $\Phi_{0 \rightarrow t'}^{\text{ex}}$, and $D_{0 \rightarrow t}^{\text{sym}}$ by $\Phi_{0 \rightarrow t}^{\text{ex},*}$, $\Phi_{t \rightarrow t'}^{\text{ex},*}$, $\Phi_{0 \rightarrow t'}^{\text{ex},*}$, and $D_{0 \rightarrow t}^{\text{sym},*}$, respectively. In this case, the following relation holds:

$$\Phi_{0 \rightarrow t}^{\text{ex},*} + \Phi_{t \rightarrow t'}^{\text{ex},*} \leq \Phi_{0 \rightarrow t'}^{\text{ex},*}, \quad (\text{V.2.10})$$

and, due to the Clausius equality, Eq. (III.1.2), we have

$$\Phi_{t \rightarrow t'}^{\text{ex},*} = -S_{y_t, z_t} - \left\langle \sum_{\tau=t+1}^{t'} \left(\nabla_{z_\tau} \ln w_{z_\tau}^T(x_\tau) \right) \cdot \Delta z_\tau \right\rangle_{\text{b}, t \rightarrow t'}, \quad (\text{V.2.11})$$

$$\Phi_{0 \rightarrow t'}^{\text{ex},*} = -S_{y_0, z_0} - \left\langle \sum_{\tau=1}^{t'} \left(\nabla_{z_\tau} \ln w_{z_\tau}^T(x_\tau) \right) \cdot \Delta z_\tau \right\rangle_{\text{b}, 0 \rightarrow t'}. \quad (\text{V.2.12})$$

Thus, Eq. (V.2.10) leads to

$$S_{y_t, z_t} - S_{y_0, z_0} - D_{0 \rightarrow t}^{\text{sym},*} - \sum_{x_t=1}^n v_{y_t, z_t}^{\text{st}}(x_t) \ln u_{y_t, z_t}^{\text{st}}(x_t) - S_{y_t, z_t} \leq -S_{y_0, z_0}. \quad (\text{V.2.13})$$

Then,

$$D_{0 \rightarrow t}^{\text{sym},*} + \sum_{x_t=1}^n v_{y_t, z_t}^{\text{st}}(x_t) \ln u_{y_t, z_t}^{\text{st}}(x_t) \geq 0. \quad (\text{V.2.14})$$

By definition, $Y_{0 \rightarrow t}^*$ maximizes $\Phi_{0 \rightarrow t}^{\text{ex}}$; thus, for any $Y_{0 \rightarrow t}$, we have

$$D_{0 \rightarrow t}^{\text{sym}} \geq D_{0 \rightarrow t}^{\text{sym},*}. \quad (\text{V.2.15})$$

By using Eqs. (V.2.1) and (V.1.37), we have

$$\sigma_{0 \rightarrow t} = D_{0 \rightarrow t}^{\text{sym}} + \sum_{x_t=1}^n v_{y_t, z_t}^{\text{st}}(x_t) \ln u_{y_t, z_t}^{\text{st}}(x_t) + \left\langle \sum_{\tau=1}^t \left(\nabla_{z_\tau} \ln w_{z_\tau}^T(x_\tau) \right) \cdot \Delta z_\tau \right\rangle_{\text{b}, 0 \rightarrow t}. \quad (\text{V.2.16})$$

Thus, Eqs. (V.2.14), (V.2.15), and (III.2.1) lead to Eq. (V.2.2). \square

VI. NUMERICAL SIMULATIONS

In this section, we show numerical simulations to demonstrate the second main result, Eq. (III.2.2). Using Eqs. (II.6.3), we transform (III.2.2) into

$$\Phi_{0 \rightarrow t} \leq \Phi_{0 \rightarrow t}^{\text{hk}} + S_{y_t, z_t} - S_{y_0, z_0}. \quad (\text{VI.0.1})$$

Furthermore, Eq. (VI.0.2) is simplified as follows when t is sufficiently long or $y_0 = y_t$ and $z_0 = z_t$ are satisfied:

$$\Phi_{0 \rightarrow t} \leq \Phi_{0 \rightarrow t}^{\text{hk}}. \quad (\text{VI.0.2})$$

Then we confirm Eq. (VI.0.2) via numerical simulations. Note that, in the setup, t is sufficiently large.

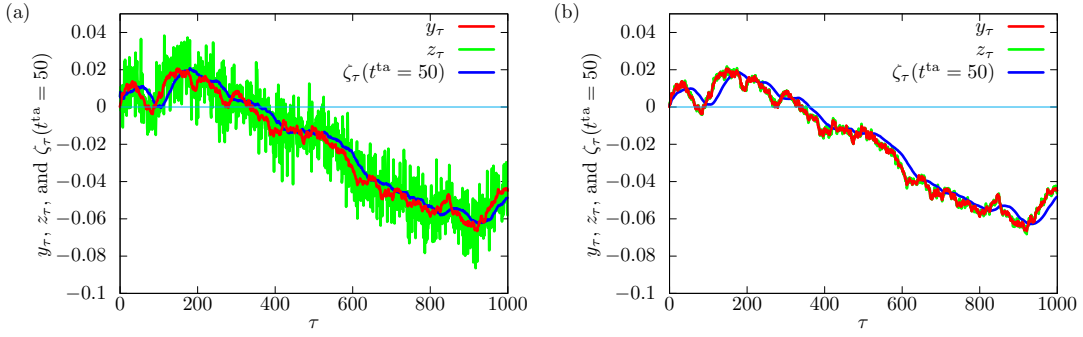


FIG. 1. Dynamics of y_τ (red line), z_τ (green line), and $\zeta_\tau(t^{ta} = 50)$ (blue line) in the cases of (a) $\sigma_z = 0.010$ and (b) $\sigma_z = 0.0010$.

A. Problem setup of numerical simulations

For simplicity, we consider organisms of two phenotypes. We set the duplication rates of two phenotypes $\mu_{y_\tau}(1) = 0$ and $\mu_{y_\tau}(2) = y_\tau$, where $\Delta y_\tau := y_\tau - y_{\tau-1} \sim \mathcal{N}(\cdot; m_y, (\sigma_y)^2)$ for $\tau = 1, 2, \dots, t$. We consider the following transition matrices:

$$\hat{T}_{z_\tau > 0} = \begin{bmatrix} 1 - \omega_\alpha & \omega_\alpha \\ \omega_\alpha & 1 - \omega_\alpha \end{bmatrix}, \quad (\text{VI.1.1a})$$

$$\hat{T}_{z_\tau < 0} = \begin{bmatrix} 1 - \omega_\beta & \omega_\beta \\ \omega_\beta & 1 - \omega_\beta \end{bmatrix}, \quad (\text{VI.1.1b})$$

$$\hat{T}_{z_\tau = 0} = \begin{bmatrix} 1 - \omega_\gamma & \omega_\gamma \\ \omega_\gamma & 1 - \omega_\gamma \end{bmatrix}, \quad (\text{VI.1.1c})$$

where $z_\tau \sim \mathcal{N}(\cdot; y_\tau, (\sigma_z)^2)$ and $1 > \omega_\alpha, \omega_\beta \geq 0$. We also put $\omega_\alpha \geq \omega_\beta$ and $\omega_\gamma := \frac{1}{2}(\omega_\alpha + \omega_\beta)$. Note that Eq. (VI.1.1) has the same form as Eq. (III.1.4); thus, Eq. (VI.1.1) satisfies the conditions of the Clausius equality and inequality, Eqs. (III.1.1) and (III.2.1).

So far, we have discussed using the temporal information z_τ at time τ and investigated this in Sec. VIB. We refer to this as the naive strategy. We also consider another approach. In Sec. VIB, we deal with the time-averaging of z_τ given by

$$\zeta_\tau(t^{ta}) := \frac{1}{t^{ta}} \sum_{\tau'=\tau-t^{ta}+1}^{\tau} z_{\tau'}, \quad (\text{VI.1.2})$$

and $z_\tau = 0$ for $\tau \leq 0$; that is, $\hat{T}_{\zeta_\tau(t^{ta})}$ is used instead of \hat{T}_{z_τ} . We refer to this as the time-averaging strategy.

B. Numerical simulation I

Here we focus on the naive strategy. We set $m_y = 0.0$ and $\sigma_y = 0.0010$ for the distribution of Δy_τ , and use $\omega_\alpha = 0.05$ and $\omega_\beta = 0.01$ for $T_{z_\tau}(x|x')$. We start with $N_0(1) = N_0(2) = 5.0$. To see the effect of noise on information, we consider two distributions of z_τ : $\sigma_z = 0.010$ and $\sigma_z = 0.0010$.

In Fig. 1, we show the dynamics of y_τ and z_τ in red and green lines, respectively. Depending on σ_z , green lines in Figs. 1(a) and (b) are quite different. In Figs. 2(a) and (b), we show $N_0 e^{\Phi_{0 \rightarrow t}}$ and $N_0 e^{\Phi_{0 \rightarrow t}^{\text{hk}}}$. We set $\sigma_z = 0.010$ and $\sigma_z = 0.0010$ in Figs. 2(a) and (b), respectively. In both cases, $N_0 e^{\Phi_{0 \rightarrow t}}$ is bounded by $N_0 e^{\Phi_{0 \rightarrow t}^{\text{hk}}}$, and thus this numerical result supports Eq. (VI.0.2). Note that this process is sufficiently long; thus the pseudo-entropy difference is negligible. In Fig. 3, we plot the gap between the number of organisms and its bound, $\Delta N_\tau := N_0 e^{\Phi_{0 \rightarrow \tau}^{\text{hk}}} - N_0 e^{\Phi_{0 \rightarrow \tau}}$, for both cases. This figure implies that in the case of small noise on information, ΔN_τ gets small. Thus, it also tells us that, to attain the bound, accurate information is critically important.

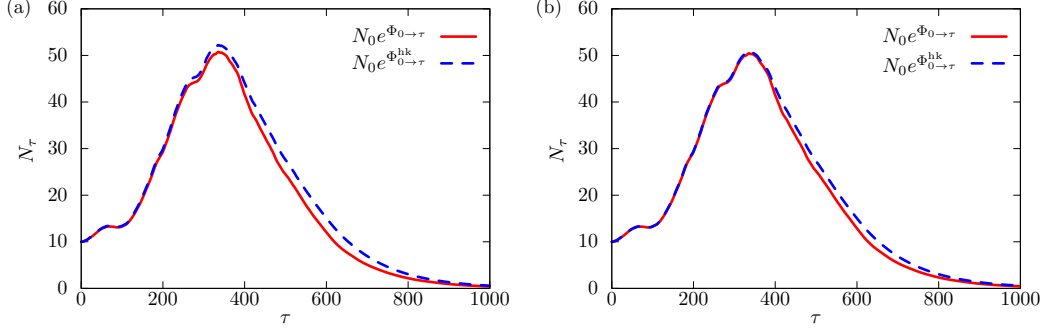


FIG. 2. Total number of organisms $N_0 e^{\Phi_{0 \rightarrow \tau}}$ (red solid line) and housekeeping number of organisms $N_0 e^{\Phi_{0 \rightarrow \tau}^{\text{hk}}}$ (blue dashed line) for (a) $\sigma_z = 0.010$ and (b) $\sigma_z = 0.0010$ in the case of the naive strategy.

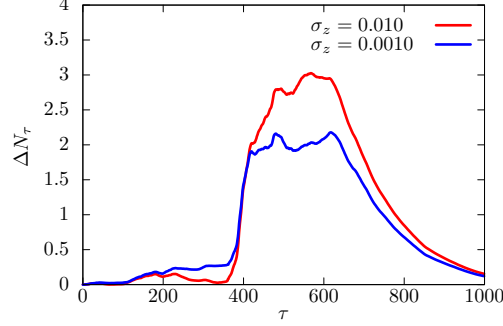


FIG. 3. Gap between the number of organisms and its bound in the case of the naive strategy, ΔN_τ , for $\sigma_z = 0.010$ and $\sigma_z = 0.0010$.

C. Numerical simulation II

We focus on the time-averaging strategy. We again use the numerical setup shown above. For the time-averaging strategy, we use the moving average represented by Eq. (VI.1.2) and put $t^{\text{ta}} = 50$. Blue lines in Fig. 1 denote $\zeta_\tau(t^{\text{ta}} = 50)$. We denote, by $\Phi_{0 \rightarrow t}^{\text{ta,hk}}$, housekeeping growth, Eq. (II.6.2), in the case of the time-averaging strategy.

Similarly to the above numerical simulation, we added larger Gaussian noise with $\sigma_z = 0.010$ on z_τ in Fig. 4(a) and smaller Gaussian noise with $\sigma_z = 0.0010$ on z_τ in Fig. 4(b). Figures 4(a) and (b) show that Eq. (VI.0.2) holds for the time-averaging strategy. In Fig. 5, we plot the gap between the number of organisms and its bound, $\Delta N_\tau^{\text{ta}} := N_0 e^{\Phi_{0 \rightarrow \tau}^{\text{ta,hk}}} - N_0 e^{\Phi_{0 \rightarrow \tau}^{\text{ta}}}$, for both cases. This figure shows that $\Delta N_\tau^{\text{ta}}$ is almost the same for both cases and insensitive to the magnitude of noise. This implies that the time-averaging strategy is robust and useful under noisy situations. Note that, to implement the time-averaging strategy, organisms must have memories.

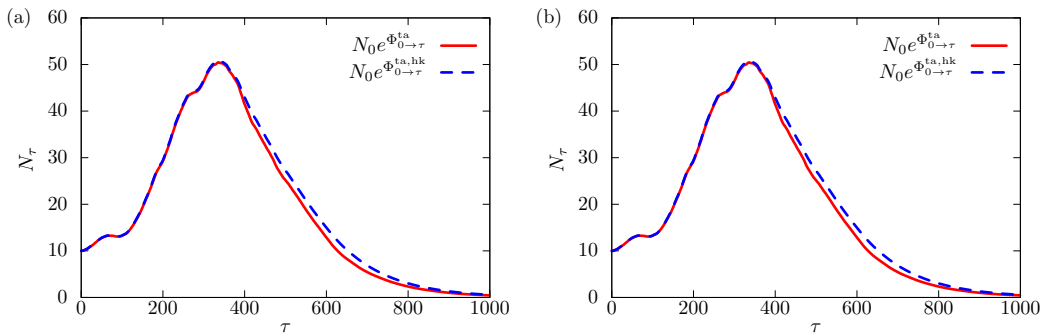


FIG. 4. Total number of organisms $N_0 e^{\Phi_{0 \rightarrow \tau}^{\text{ta}}}$ (red solid line) and housekeeping number of organisms $N_0 e^{\Phi_{0 \rightarrow \tau}^{\text{ta,hk}}}$ (blue dashed line) for (a) $\sigma_z = 0.010$ and (b) $\sigma_z = 0.0010$ in the case of the time-averaging strategy.

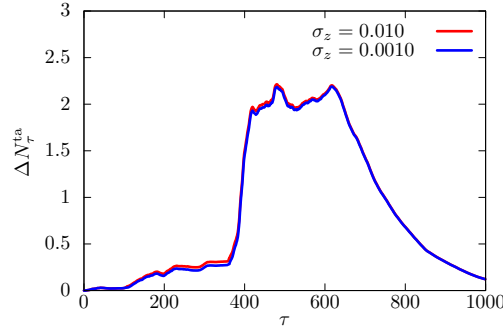


FIG. 5. Gap between the number of organisms and its bound in the case of the time-averaging strategy, $\Delta N_\tau^{\text{ta}}$, for $\sigma_z = 0.010$ and $\sigma_z = 0.0010$.

VII. DISCUSSIONS

This section discusses the findings of this paper. We first explain the novelty of the Clausius inequality, Eq. (III.2.2), by comparing it with a trivial bound. Then we explain the gap between them by using perturbation theory on eigenvalues. To clarify the novelty of our findings, we also mention the relationship between the Clausius inequality, Eq. (III.2.2), and the Clausius inequality found in Ref. [32]. Finally, we explain that a similar relationship also holds for the expected values.

A. Novelty of the Clausius inequality

In short, the novelty of the Clausius inequality, Eq. (III.2.2), is that excess growth, Eq. (II.6.3), is bounded by the difference between the path-independent quantities, Eq. (III.1.3), which we call the pseudo-entropy, at the beginning and end of a given process. We elaborate on the novelty of the Clausius inequality, Eq. (III.2.2), by using Eq. (VI.0.1) because it provides us with a slightly different perspective. Let us introduce $\mu_y^{\text{max}} := \max_x \mu_y(x)$, which is the maximum duplication rate when y is given. Since $\phi_{y,z}^{\text{st}} \leq \mu_y^{\text{max}}$, we have a following trivial bound:

$$\Phi_{0 \rightarrow t} \leq \Phi_{0 \rightarrow t}^{\text{max}} + S_{y_t, z_t} - S_{y_0, z_0}. \quad (\text{VII.1.1})$$

where

$$\Phi_{0 \rightarrow t}^{\text{max}} := \sum_{\tau=1}^t \mu_{y_\tau}^{\text{max}}. \quad (\text{VII.1.2})$$

If $\{y_\tau\}_{\tau=0,1,\dots,t}$ are given, then Eq. (VII.1.1) becomes a good bound because organisms can always select the phenotype that has the largest duplication rate for given y_τ . However, in a practical setup, organisms cannot get y_τ directly. Thus, the Clausius inequality, Eq. (III.2.2), provides us with a tighter bound than Eq. (VII.1.1) for a practical setup.

B. Perturbation analysis of the Clausius equality and inequality

By using the perturbation theory on eigenvalues, we have

$$\phi_{y,z}^{\text{st}} \approx \mu_y^{\text{max}} + [\vec{v}_{y,z}^{\text{max}}]^\top \hat{M}_y (\hat{T}_z - \hat{1}_n) \vec{v}_{y,z}^{\text{max}} \quad (\text{VII.2.1})$$

$$= \mu_y^{\text{max}} + \mu_y^{\text{max}} [\vec{v}_{y,z}^{\text{max}}]^\top (\hat{T}_z - \hat{1}_n) \vec{v}_{y,z}^{\text{max}}, \quad (\text{VII.2.2})$$

where $\hat{1}_n$ is the $n \times n$ identity matrix and $\vec{v}_{y,z}^{\text{max}}$ satisfies $\hat{M}_y \vec{v}_{y,z}^{\text{max}} = \mu_y^{\text{max}} \vec{v}_{y,z}^{\text{max}}$ and $\|\vec{v}_{y,z}^{\text{max}}\|_1 = \|\vec{v}_{y,z}^{\text{max}}\|_2 = 1$. Note that the above approximation is valid when $T_z(x|x') \approx \delta_{x,x'}$. Here, $\delta_{x,x'}$ is the Kronecker delta function.

As we explained, the Clausius inequality, Eq. (III.2.2), is a bound when we adopt a z -dependent transition matrix $T_z(x|x')$, and Eq. (VII.1.1) is a looser bound defined by the maximum duplication growth rate. The gap between Eqs. (VI.0.1) and (VII.1.1) to the first-order perturbation is the summation of the second term of Eq. (VII.2.2) for $\tau = 1, 2, \dots, t$, and it clearly shows that, by considering the phenotype-switching rate described by $T_z(x|x')$, we can obtain a tighter bound for the growth rate.

C. Relation with the case without information

Until now, we have considered the case in which we can utilize information on environments. Let us consider organisms that cannot sense their environments, that is, the case of a fixed transition matrix. Then, the Clausius inequality, Eq. (III.2.2) becomes

$$\Phi_{0 \rightarrow t}^{\text{ex, (w/o info)}} \leq S_{y_t, c} - S_{y_0, c}, \quad (\text{VII.3.1})$$

where $\Phi_{0 \rightarrow t}^{\text{ex, (w/o info)}}$ is excess growth, Eq. (II.6.3), in the case of $C_{0 \rightarrow t} := \{c\}_{\tau=1}^t$ and c is a constant that does not depend on τ . This result is equivalent with Ref. [32].

D. Expectation of the Clausius inequality

The Clausius inequality, Eq. (III.2.2) is the inequality for each realization of $Y_{0 \rightarrow t}$ and $Z_{0 \rightarrow t}$; so its expected value is easily computed as

$$\langle \Phi_{0 \rightarrow t} \rangle_{p(Y_{0 \rightarrow t}, Z_{0 \rightarrow t})} \leq \langle \Phi_{0 \rightarrow t}^{\text{hk}} \rangle_{p(Y_{0 \rightarrow t}, Z_{0 \rightarrow t})} + \langle S_{y_t, z_t} \rangle_{p(y_t, z_t)} - \langle S_{y_0, z_0} \rangle_{p(y_0, z_0)}. \quad (\text{VII.4.1})$$

Here $p(y_\tau, z_\tau)$ is the distribution of y_τ and z_τ . From the viewpoint of experimental verifications, Eq. (VII.4.1) may be more convenient than the Clausius inequality, Eq. (III.2.2).

VIII. CONCLUSIONS

In this paper, we have constructed an SST structure with side information in population dynamics and derived novel relations, the Clausius equality and inequality. First, we defined population growth of organisms and divided it into two parts: housekeeping growth and excess growth. Then we showed that excess growth is bounded by the difference of path-independent quantities, which we call the pseudo-entropy, at the beginning and end. We also performed numerical simulations to confirm our findings with several different setups. Finally, we explained the relationship between our findings and previous ones and discussed their novelties. To the best of our knowledge, this paper has found an SST structure with side information in interdisciplinary sciences for the first time.

ACKNOWLEDGMENTS

H.M. thanks Kiyoshi Kanazawa, Yuki Sughiyama, and Tetsuya J. Kobayashi for fruitful discussions.

Appendix A: Non-negativity of the symmetrized divergence

We show that $D_{0 \rightarrow t}^{\text{sym}}$ in Eq. (V.1.34) is non-negative. The proof is as follows:

$$D_{0 \rightarrow t}^{\text{sym}} = \int \mathcal{D}X_{0 \rightarrow t} p_b(X_{0 \rightarrow t} | Y_{0 \rightarrow t}, Z_{0 \rightarrow t}) \ln \frac{p_b(X_{0 \rightarrow t} | Y_{0 \rightarrow t}, Z_{0 \rightarrow t})}{[p_r(X_{0 \rightarrow t} | Y_{0 \rightarrow t}, Z_{0 \rightarrow t}) p_{\text{dr}}(X_{0 \rightarrow t}^r | Y_{0 \rightarrow t}^r, Z_{0 \rightarrow t}^r)]^{\frac{1}{2}}} \quad (\text{A.0.1})$$

$$= \int \mathcal{D}X_{0 \rightarrow t} p_b(X_{0 \rightarrow t} | Y_{0 \rightarrow t}, Z_{0 \rightarrow t}) \times \left(\ln p_b(X_{0 \rightarrow t} | Y_{0 \rightarrow t}, Z_{0 \rightarrow t}) - \frac{1}{2} \ln p_r(X_{0 \rightarrow t} | Y_{0 \rightarrow t}, Z_{0 \rightarrow t}) - \frac{1}{2} \ln p_{\text{dr}}(X_{0 \rightarrow t}^r | Y_{0 \rightarrow t}^r, Z_{0 \rightarrow t}^r) \right) \quad (\text{A.0.2})$$

$$= -\frac{1}{2} \int \mathcal{D}X_{0 \rightarrow t} p_b(X_{0 \rightarrow t} | Y_{0 \rightarrow t}, Z_{0 \rightarrow t}) \ln \frac{p_r(X_{0 \rightarrow t} | Y_{0 \rightarrow t}, Z_{0 \rightarrow t})}{p_b(X_{0 \rightarrow t} | Y_{0 \rightarrow t}, Z_{0 \rightarrow t})} - \int \frac{1}{2} \mathcal{D}X_{0 \rightarrow t} p_b(X_{0 \rightarrow t} | Y_{0 \rightarrow t}, Z_{0 \rightarrow t}) \ln \frac{p_{\text{dr}}(X_{0 \rightarrow t}^r | Y_{0 \rightarrow t}^r, Z_{0 \rightarrow t}^r)}{p_b(X_{0 \rightarrow t} | Y_{0 \rightarrow t}, Z_{0 \rightarrow t})} \quad (\text{A.0.3})$$

$$\geq -\frac{1}{2} \int \mathcal{D}X_{0 \rightarrow t} p_r(X_{0 \rightarrow t} | Y_{0 \rightarrow t}, Z_{0 \rightarrow t}) - \frac{1}{2} \int \mathcal{D}X_{0 \rightarrow t} p_{\text{dr}}(X_{0 \rightarrow t} | Y_{0 \rightarrow t}, Z_{0 \rightarrow t}) \quad (\text{A.0.4})$$

$$= 0. \quad (\text{A.0.5})$$

Note that we have used Jensen's inequality.

-
- [1] C. Jarzynski, Nonequilibrium equality for free energy differences, *Phys. Rev. Lett.* **78**, 2690 (1997).
 - [2] C. Jarzynski, Equilibrium free-energy differences from nonequilibrium measurements: A master-equation approach, *Phys. Rev. E* **56**, 5018 (1997).
 - [3] G. E. Crooks, Entropy production fluctuation theorem and the nonequilibrium work relation for free energy differences, *Phys. Rev. E* **60**, 2721 (1999).
 - [4] G. E. Crooks, Nonequilibrium measurements of free energy differences for microscopically reversible markovian systems, *Journal of Statistical Physics* **90**, 1481 (1998).
 - [5] U. Seifert, Stochastic thermodynamics, fluctuation theorems and molecular machines, *Reports on Progress in Physics* **75**, 126001 (2012).
 - [6] T. Sagawa and M. Ueda, Second law of thermodynamics with discrete quantum feedback control, *Phys. Rev. Lett.* **100**, 080403 (2008).
 - [7] T. Sagawa and M. Ueda, Minimal energy cost for thermodynamic information processing: Measurement and information erasure, *Phys. Rev. Lett.* **102**, 250602 (2009).
 - [8] T. Sagawa and M. Ueda, Generalized jarzynski equality under nonequilibrium feedback control, *Phys. Rev. Lett.* **104**, 090602 (2010).
 - [9] T. Sagawa, Second law, entropy production, and reversibility in thermodynamics of information, arXiv preprint arXiv:1712.06858 (2017).
 - [10] J. M. Parrondo, J. M. Horowitz, and T. Sagawa, Thermodynamics of information, *Nature physics* **11**, 131 (2015).
 - [11] H. Miyahara and K. Aihara, Work relations with measurement and feedback control on nonuniform temperature systems, *Phys. Rev. E* **98**, 042138 (2018).
 - [12] Y. Oono and M. Paniconi, Steady state thermodynamics, *Progress of Theoretical Physics Supplement* **130**, 29 (1998).
 - [13] T. Speck and U. Seifert, Integral fluctuation theorem for the housekeeping heat, *Journal of Physics A: Mathematical and General* **38**, L581 (2005).
 - [14] M. Esposito and C. Van den Broeck, Three detailed fluctuation theorems, *Phys. Rev. Lett.* **104**, 090601 (2010).
 - [15] R. Chetrite and K. Gawędzki, Fluctuation relations for diffusion processes, *Communications in Mathematical Physics* **282**, 469 (2008).
 - [16] K. Sekimoto, Langevin equation and thermodynamics, *Progress of Theoretical Physics Supplement* **130**, 17 (1998).
 - [17] S.-i. Sasa and H. Tasaki, Steady state thermodynamics, *Journal of statistical physics* **125**, 125 (2006).
 - [18] T. S. Komatsu, N. Nakagawa, S.-i. Sasa, and H. Tasaki, Steady-state thermodynamics for heat conduction: microscopic derivation, *Physical review letters* **100**, 230602 (2008).
 - [19] T. S. Komatsu and N. Nakagawa, Expression for the stationary distribution in nonequilibrium steady states, *Phys. Rev. Lett.* **100**, 030601 (2008).
 - [20] T. Sagawa and H. Hayakawa, Geometrical expression of excess entropy production, *Phys. Rev. E* **84**, 051110 (2011).
 - [21] E. Kussell and S. Leibler, Phenotypic diversity, population growth, and information in fluctuating environments, *Science* **309**, 2075 (2005), <https://science.sciencemag.org/content/309/5743/2075.full.pdf>.
 - [22] S. Leibler and E. Kussell, Individual histories and selection in heterogeneous populations, *Proceedings of the National Academy of Sciences* **107**, 13183 (2010), <https://www.pnas.org/content/107/29/13183.full.pdf>.
 - [23] J. Hermisson, O. Redner, H. Wagner, and E. Baake, Mutation–selection balance: Ancestry, load, and maximum principle, *Theoretical Population Biology* **62**, 9 (2002).
 - [24] H.-O. Georgii and E. Baake, Supercritical multitype branching processes: the ancestral types of typical individuals, *Advances in Applied Probability* **35**, 1090 (2003).
 - [25] E. Baake, M. Baake, A. Bovier, and M. Klein, An asymptotic maximum principle for essentially linear evolution models, *Journal of mathematical biology* **50**, 83 (2005).
 - [26] E. Baake and H.-O. Georgii, Mutation, selection, and ancestry in branching models: a variational approach, *Journal of mathematical biology* **54**, 257 (2007).
 - [27] Y. Sughiyama, T. J. Kobayashi, K. Tsumura, and K. Aihara, Pathwise thermodynamic structure in population dynamics, *Physical Review E* **91**, 032120 (2015).
 - [28] T. M. Cover and J. A. Thomas, *Elements of information theory* (John Wiley & Sons, 2012).
 - [29] T. J. Kobayashi and Y. Sughiyama, Fluctuation relations of fitness and information in population dynamics, *Physical Review Letters* **115**, 238102 (2015).
 - [30] T. J. Kobayashi and Y. Sughiyama, Stochastic and information-thermodynamic structures of population dynamics in a fluctuating environment, *Physical Review E* **96**, 012402 (2017).
 - [31] H. Miyahara, Many-body perturbation theory and fluctuation relations for interacting population dynamics, *Phys. Rev. E* **99**, 042415 (2019).
 - [32] Y. Sughiyama and T. J. Kobayashi, Steady-state thermodynamics for population growth in fluctuating environments, *Physical Review E* **95**, 012131 (2017).
 - [33] E. Levien, T. GrandPre, and A. Amir, Large deviation principle linking lineage statistics to fitness in microbial populations, *Phys. Rev. Lett.* **125**, 048102 (2020).

- [34] S. Kwon and J.-M. Park, Derivation of evolutionary entropy in the steady-state thermodynamics of evolutionary dynamics, *Phys. Rev. E* **103**, 062405 (2021).
- [35] T. Nozoe, E. Kussell, and Y. Wakamoto, Inferring fitness landscapes and selection on phenotypic states from single-cell genealogical data, *PLoS genetics* **13**, e1006653 (2017).
- [36] A. Genthon and D. Lacoste, Fluctuation relations and fitness landscapes of growing cell populations, *Scientific Reports* **10**, 1 (2020).
- [37] The pseudo-entropy (III.1.3) is not the entropy, but in our framework, it plays an important role similar to the entropy in thermodynamics; so we call it the pseudo-entropy.