

Higher-order transverse momentum fluctuations in heavy-ion collisions

Somadutta Bhatta,¹ Chunjian Zhang,¹ and Jiangyong Jia^{1,2,*}

¹*Department of Chemistry, Stony Brook University, Stony Brook, NY 11794, USA*

²*Physics Department, Brookhaven National Laboratory, Upton, NY 11976, USA*

(Dated: September 1, 2022)

In relativistic heavy-ion collisions, the event-by-event mean transverse momentum fluctuations are sensitive to overlap area and energy density fluctuations in initial state. We present a framework to calculate p_T fluctuations up to 4th-order using standard and subevent methods, which is validated using the HIJING model. We observe a power-law dependence for cumulants of all orders as a function of charged particle multiplicity N_{ch} , consistent with a simple independent source picture. The fluctuation in pp collisions is observed to be larger than for $p+Pb$, $Pb+Pb$ and $Xe+Xe$ collisions at the same N_{ch} due to bias in number of contributing sources. The short-range correlations are greatly suppressed in subevent method in comparison to calculations based on the standard method. This study provides a baseline for transverse momentum fluctuations without the presence of final state effects.

PACS numbers: 25.75.Gz, 25.75.Ld, 25.75.-1

I. INTRODUCTION

Heavy-ion collisions at ultrarelativistic energies creates a hot and dense QCD matter whose space-time evolution is well described by relativistic viscous hydrodynamics [1, 2]. Fluctuations of the position of participating nucleons lead to large event-by-event fluctuations in the initial state of the collision. As the system expands, initial-state fluctuations survive various stages of system evolution and influence the final-state observables [3–5]. Within hydrodynamic model framework, the average transverse momentum p_T in each event depends on the initial energy density and is inversely related to the size of overlap region area [6–9]. The variance of the p_T and the initial overlap size R is expected to have a simple relation $\sigma(p_T)/\langle p_T \rangle = \sqrt{\langle (p_T - \langle p_T \rangle)^2 \rangle} / \langle p_T \rangle \propto \sigma(R)/\langle R \rangle$ [10]. The p_T fluctuations can be quantified by its cumulants such as mean, variance, skewness and kurtosis. But so far, only the mean and variance have been measured experimentally [11–16]. Recently Ref. [8] predicted that the skewness of p_T fluctuations should be significantly larger than expectation from the independent source scenario, and they can be used to probe nuclear deformation effects [9, 17]. But no experimental measurement has been carried out for skewness and kurtosis.

The cumulants of p_T fluctuations are intensive quantities. Within the independent source picture such as that implemented in the HIJING model, each collision comprises of superposition of independent pp -like collisions and interaction between the sources are ignored [18]. Under these conditions, the n^{th} -order cumulant is expected to scale as $\propto 1/N_s^{(n-1)}$, where N_s is the number of sources often taken to be N_{part} (number of participating nucleons) or N_{ch} (charged particle multiplicity) [8, 19, 20]. However, the dynamics of evolution and final-state interaction can lead to a deviation from this power-law behavior. Indeed, experimental measurements of p_T variance in Au+Au collisions at $\sqrt{s_{NN}} = 200$ GeV and Pb+Pb collisions at $\sqrt{s_{NN}} = 2.76$ TeV have reported the power to be ~ 0.81 instead of the expected value of 1. This clear deviation from the baseline of independent source picture in the experimental data indicates the presence of long-range collective correlations and significant final-state effects [13, 15, 21].

The direct calculation of higher order cumulants in heavy-ion collisions are computationally expensive, we provide a framework based on the standard and subevent methods to ease this calculation [22, 23]. We use the HIJING model to extract the baseline in which p_T fluctuations arise mostly from superposition of contributions from independent sources. The contribution from each source contains both long-range correlations associated with strings and short-range correlations from jets and resonance decays [18]. The short-range correlations can be suppressed using rapidity-separated subevent methods, which are widely used in previous flow analyses [21, 23–28]. To test the power-law scaling and its system size dependence, we repeated the study using Pb+Pb, Xe+Xe $p+Pb$ and pp collisions at similar center of mass energy around 5 TeV.

The paper is organised as follows. Section II provides the formulae for calculating p_T cumulants in both standard and subevent methods and describe the setup for HIJING model. The main results are presented in Section III.

*Correspond to jiangyong.jia@stonybrook.edu

Section IV gives a summary.

II. METHODOLOGY AND MODEL SETUP

We first provide the framework for mean- p_T cumulants following the approach prescribed in Refs. [23, 29]. The n -particle p_T correlator in one event is defined as:

$$c_n = \frac{\sum_{i_1 \neq \dots \neq i_n} w_{i_1} \dots w_{i_n} (p_{T,i_1} - \langle p_T \rangle) \dots (p_{T,i_n} - \langle p_T \rangle)}{\sum_{i_1 \neq \dots \neq i_n} w_{i_1} \dots w_{i_n}} \quad (1)$$

where w_i is the weight for particle i . Following [23] and denoting $p \equiv p_T$, this relation can be expanded algebraically into a simple polynomial function of the following quantities:

$$\begin{aligned} p_{mk} &= \sum_i w_i^k p_i^m / \sum_i w_i^k, \tau_k = \frac{\sum_i w_i^{k+1}}{(\sum_i w_i)^{k+1}} \\ \bar{p}_{1k} &\equiv p_{1k} - \langle p_T \rangle \\ \bar{p}_{2k} &\equiv p_{2k} - 2p_{1k} \langle p_T \rangle + \langle p_T \rangle^2 \\ \bar{p}_{3k} &\equiv p_{3k} - 3p_{2k} \langle p_T \rangle + 3p_{1k} \langle p_T \rangle^2 - \langle p_T \rangle^3 \\ \bar{p}_{4k} &\equiv p_{4k} - 4p_{3k} \langle p_T \rangle + 6p_{2k} \langle p_T \rangle^2 - 4p_{1k} \langle p_T \rangle^3 + \langle p_T \rangle^4 \end{aligned} \quad (2)$$

Note there $\langle p_T \rangle = \langle p_{11} \rangle$ is the mean- p_T averaged over the event ensemble.

Using these auxiliary variables, the correlator in Eq. 1 in the standard method can be expressed as,

$$\begin{aligned} c_2 &= \frac{\bar{p}_{11}^2 - \tau_1 \bar{p}_{22}}{1 - \tau_1}, \quad c_3 = \frac{\bar{p}_{11}^3 - 3\tau_1 \bar{p}_{22} \bar{p}_{11} + 2\tau_2 \bar{p}_{33}}{1 - 3\tau_1 + 2\tau_2}, \\ c_4 &= \frac{\bar{p}_{11}^4 - 6\tau_1 \bar{p}_{22} \bar{p}_{11}^2 + 3\tau_1^2 \bar{p}_{22}^2 + 8\tau_2 \bar{p}_{33} \bar{p}_{11} - 6\tau_3 \bar{p}_{44}}{1 - 6\tau_1 + 3\tau_1^2 + 8\tau_2 - 6\tau_3} \end{aligned} \quad (3)$$

where particles are taken from $|\eta| < 2.5$ and only unique particle combinations in the event are considered.

In the subevent method (2sub), particle combinations are chosen from two rapidity separated subevents a ($-2.5 < \eta < -0.75$) and c ($2.5 > \eta > 0.75$). The gap between the subevents reduce short-range correlations. The correlators in this case are given by

$$c_{2,2\text{sub}} = (\bar{p}_{11})_a (\bar{p}_{11})_c, \quad c_{3,2\text{sub}1} = \frac{(\bar{p}_{11}^2 - \tau_1 \bar{p}_{22})_a (\bar{p}_{11})_c}{1 - \tau_{1a}}, \quad c_{3,2\text{sub}2} = \frac{(\bar{p}_{11}^2 - \tau_1 \bar{p}_{22})_c (\bar{p}_{11})_a}{1 - \tau_{1c}}, \quad c_{4,2\text{sub}} = \frac{(\bar{p}_{11}^2 - \tau_1 \bar{p}_{22})_a (\bar{p}_{11}^2 - \tau_1 \bar{p}_{22})_c}{(1 - \tau_{1a})(1 - \tau_{1c})} \quad (4)$$

where the lettered subscripts in Eq. 4 denote the subevents from which particles are taken. Note that there are two different ways of calculating two-subevent c_3 , and the final results is calculated as average, i.e. $2c_{3,2\text{sub}} = c_{3,2\text{sub}1} + c_{3,2\text{sub}2}$. The validity of these formulae is confirmed by comparison with results obtained from direct loop calculations.

The cumulants are then calculated by averaging c_n over a given ensemble of events. In practise, they are calculated over an unit N_{ch} bin and are then combined over wider bins. In this paper, we use the following dimensionless definition for cumulants (also called scaled-cumulants),

$$\begin{aligned} k_2 &= \frac{\langle c_2 \rangle}{\langle p_T \rangle^2}, \quad k_3 = \frac{\langle c_3 \rangle}{\langle p_T \rangle^3}, \quad k_4 = \frac{\langle c_4 \rangle - 3 \langle c_2 \rangle^2}{\langle p_T \rangle^4}, \quad k_{2,2\text{sub}} = \frac{\langle c_{2,2\text{sub}} \rangle}{\langle p_T \rangle_a \langle p_T \rangle_c}, \\ k_{3,2\text{sub}1} &= \frac{\langle c_{3,2\text{sub}1} \rangle}{\langle p_T \rangle_a^2 \langle p_T \rangle_c}, \quad k_{3,2\text{sub}2} = \frac{\langle c_{3,2\text{sub}2} \rangle}{\langle p_T \rangle_a \langle p_T \rangle_c^2}, \quad k_{4,2\text{sub}} = \frac{\langle c_{4,2\text{sub}} \rangle - 2 \langle c_{2,2\text{sub}} \rangle^2 - \langle c_2 \rangle_a \langle c_2 \rangle_c}{\langle p_T \rangle_a^2 \langle p_T \rangle_c^2}. \end{aligned} \quad (5)$$

Note that the $\langle c_2 \rangle_a$ and $\langle c_2 \rangle_c$ denote the $\langle c_2 \rangle$ obtained from the standard method in subevent a and c , respectively. The final skewness is taken as $2k_{3,2\text{sub}} = k_{3,2\text{sub}1} + k_{3,2\text{sub}2}$.

For HIJING simulation, we generate pp , $p+\text{Pb}$, and $\text{Pb}+\text{Pb}$ collisions at $\sqrt{s_{\text{NN}}} = 5.02$ TeV and $\text{Xe}+\text{Xe}$ collisions at $\sqrt{s_{\text{NN}}} = 5.44$ TeV. The particles are chosen from $|\eta| < 2.5$ and two p_T ranges: $0.2 < p_T < 2$ GeV and $0.2 < p_T < 5$ GeV. The lower p_T range is less sensitive to contribution from short-range correlations. To facilitate direct comparison with experimental measurements, the calculations are carried out as a function of N_{ch} consisting only of charged hadrons within $|\eta| < 2.5$ and $0.5 < p_T < 5$ GeV. The N_{ch} range thus obtained is consistent with the choice used in the ATLAS experiment [27].

III. RESULTS

Figure 1 shows the p_T cumulants without the normalization by $\langle\langle p_T \rangle\rangle$ in Pb+Pb and Xe+Xe collisions as a function of N_{ch} . A double-log scale is used to show clearly the power-law dependence as a function of N_{ch} . The extracted power law index from a simple fit of the form $a/(N_{ch})^b$ gives the value b that is very close to $(n-1)$ expected for the n^{th} -order cumulant. This confirms that the p_T fluctuations in HIJING originate from superposition of independent sources.

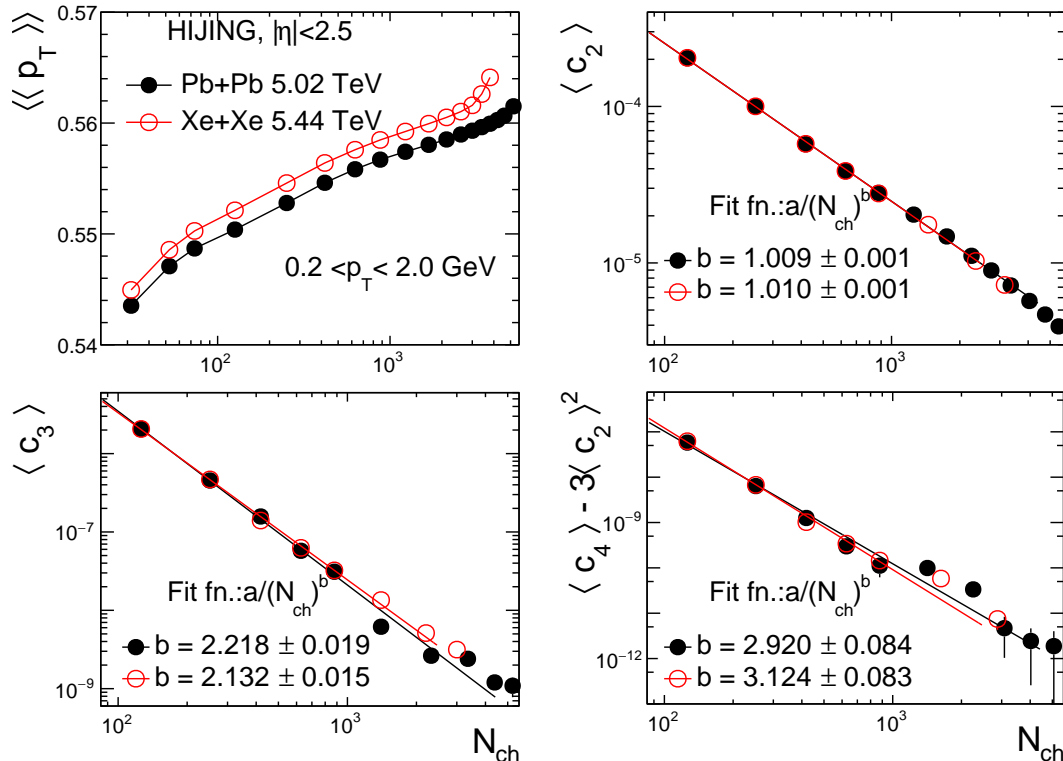


FIG. 1: The p_T cumulants without normalizing by $\langle\langle p_T \rangle\rangle$ for particles in $0.2 < p_T < 2$ GeV as a function of N_{ch} in Pb+Pb and Xe+Xe collisions. The solid lines show the fit of the data to $a/(N_{ch})^b$.

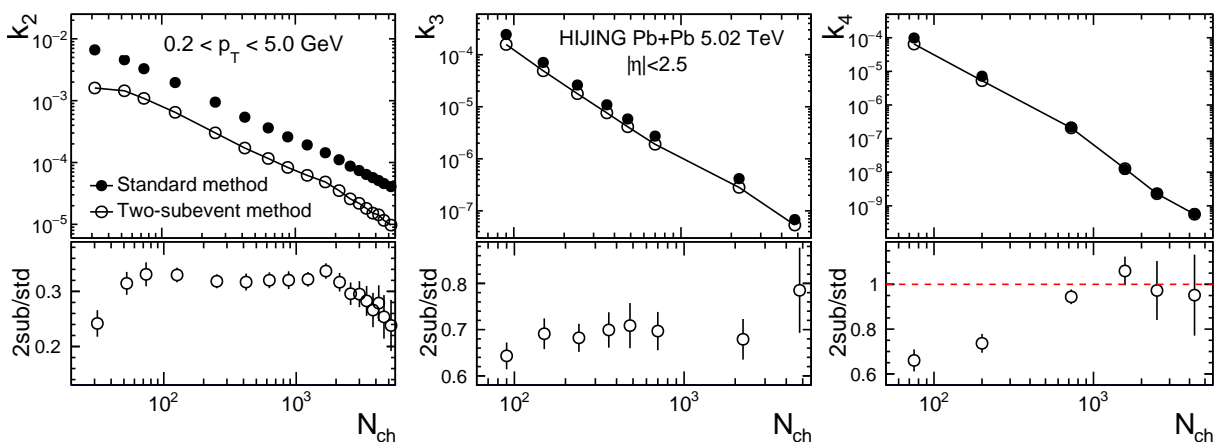


FIG. 2: The variance (left), skewness (middle) and kurtosis (right) in Pb+Pb collisions using the standard (solid points) and two-subevent method (open points) for charged particles in $0.2 < p_T < 5.0$ GeV as a function of N_{ch} .

Figure 2 compares k_n between the standard and subevent calculations to estimate the influence of short-range correlations. The $k_{2,2sub}$ is suppressed by a factor of 3 in comparison to k_2 from the standard method, suggesting

the scaled variance in HIJING model is dominated by the short-range correlations. The influence for k_3 and k_4 are significantly smaller. This is consistent with the expectation that the short-range correlations have smaller impact for higher-order cumulants.

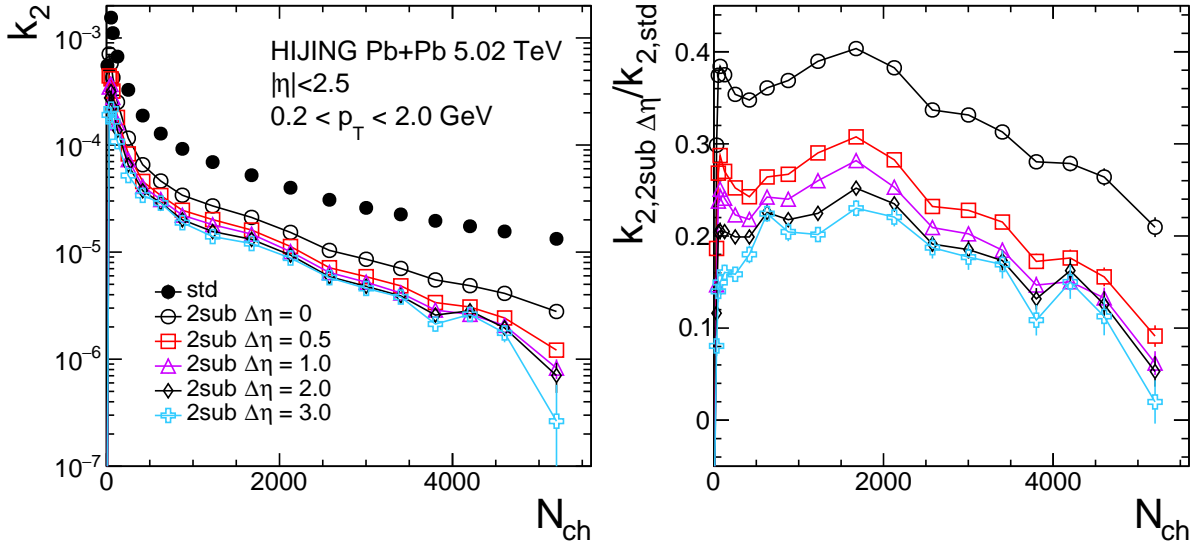


FIG. 3: (Left) The variance obtained for the standard method and two-subevent method with various rapidity separations in Pb+Pb collisions for $0.2 < p_T < 2$ GeV as a function of N_{ch} . (Right) Ratio of results from two-subevent method to those obtained from the standard method.

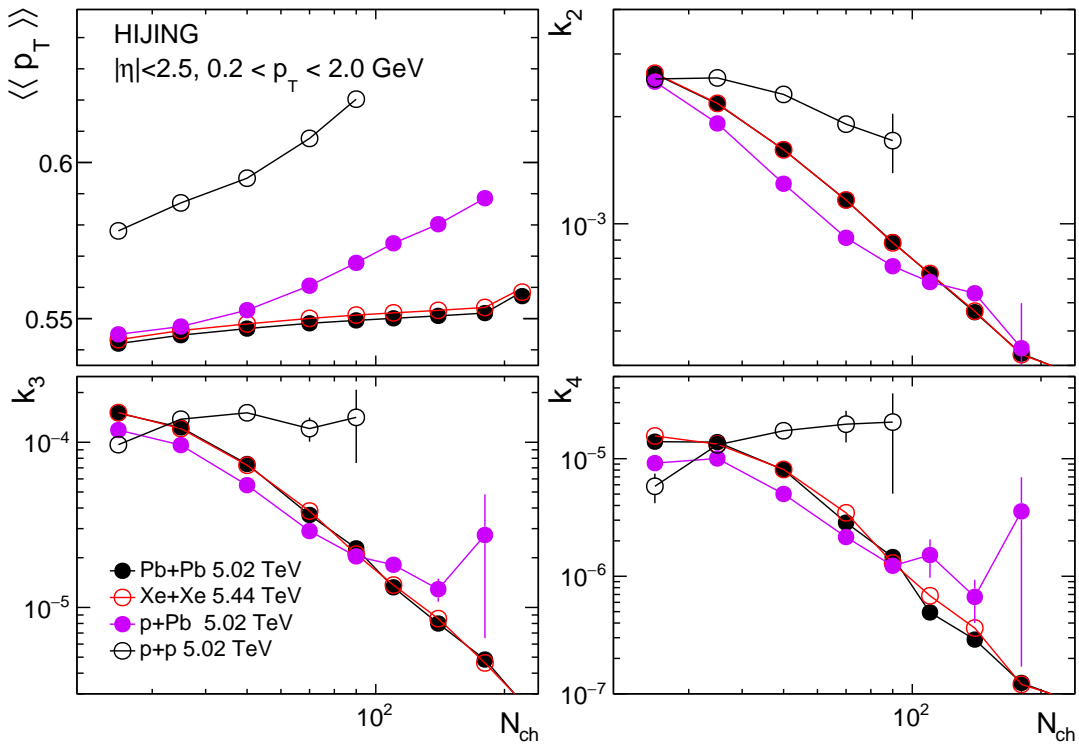


FIG. 4: The p_T cumulants compared between different collision systems as a function of N_{ch}

Figure 3 shows how the scaled variance k_2 depends on the rapidity separation between the two subevents. Most of the decrease is obtained between the subevent method and standard method. Further decrease is observed when one

increase the separation between the two subevents. Beyond the edge gap of 0.5 unit, however, the values of k_2 do not change further. This residual signal probably reflects the genuine long-range correlations associated with strings in the HIJING model.

Figure 4 compares the p_T cumulants between pp , $p+Pb$, $Xe+Xe$ and $Pb+Pb$ collisions as a function of N_{ch} . In HIJING, we expect fluctuations to decrease with increasing system size in accordance with increase of the number of sources. The magnitude of $\langle\langle p_T \rangle\rangle$ shows a clear system size ordering, whereas for higher order cumulants only pp has a higher magnitude than those for $p+Pb$, $Xe+Xe$ and $Pb+Pb$ collisions. The latter is expected since the number of sources in pp is small, and the events with large N_{ch} is dominated by fluctuations in the particle production in each source, i.e. from minijets, instead of fluctuations in the number of sources.

IV. SUMMARY

In summary, we provide a framework for calculating the higher-order dynamical p_T cumulants up to 4th order using the standard and subevent methods. In the HIJING model, the higher-order cumulants are found to follow a simple power-law scaling as a function of charged particle multiplicity N_{ch} , as expected from a simple superposition of independent sources. The subevent method is found to effectively suppress short-range correlations that dominates the variance of the p_T fluctuations; such short-range correlations have smaller influence on skewness and kurtosis of the p_T fluctuations. The p_T cumulants are found to follow a common scaling as a function of N_{ch} , except in the pp collisions where they are influenced by fluctuations of particle production within each source. Our study provides a useful baseline for p_T fluctuations that is based on simple superposition of independent sources and short-range correlations but without final state effects.

Acknowledgements: This work is supported by DOE DE-FG02-87ER40331.

-
- [1] P. Romatschke and U. Romatschke, [Relativistic Fluid Dynamics In and Out of Equilibrium](#), Cambridge Monographs on Mathematical Physics (Cambridge University Press, 2019) [arXiv:1712.05815 \[nucl-th\]](#) .
 - [2] W. Busza, K. Rajagopal, and W. van der Schee, *Ann. Rev. Nucl. Part. Sci.* **68**, 339 (2018), [arXiv:1802.04801 \[hep-ph\]](#) .
 - [3] B. Alver and G. Roland, *Phys. Rev. C* **81**, 054905 (2010), [Erratum: *Phys.Rev.C* 82, 039903 (2010)], [arXiv:1003.0194 \[nucl-th\]](#) .
 - [4] D. Teaney and L. Yan, *Phys. Rev. C* **83**, 064904 (2011), [arXiv:1010.1876 \[nucl-th\]](#) .
 - [5] B. Schenke, C. Shen, and D. Teaney, *Phys. Rev. C* **102**, 034905 (2020), [arXiv:2004.00690 \[nucl-th\]](#) .
 - [6] E. V. Shuryak, *Phys. Lett. B* **423**, 9 (1998), [arXiv:hep-ph/9704456](#) .
 - [7] F. G. Gardim, G. Giacalone, M. Luzum, and J.-Y. Ollitrault, *Nature Phys.* **16**, 615 (2020), [arXiv:1908.09728 \[nucl-th\]](#) .
 - [8] G. Giacalone, F. G. Gardim, J. Noronha-Hostler, and J.-Y. Ollitrault, *Phys. Rev. C* **103**, 024910 (2021), [arXiv:2004.09799 \[nucl-th\]](#) .
 - [9] J. Jia, *Phys. Rev. C* **105**, 044905 (2022), [arXiv:2109.00604 \[nucl-th\]](#) .
 - [10] P. Bozek and W. Broniowski, *Phys. Rev. C* **85**, 044910 (2012), [arXiv:1203.1810 \[nucl-th\]](#) .
 - [11] J. Adams et al. (STAR), *Phys. Rev. C* **72**, 044902 (2005), [arXiv:nucl-ex/0504031](#) .
 - [12] B. B. Abelev et al. (ALICE), *Phys. Lett. B* **727**, 371 (2013), [arXiv:1307.1094 \[nucl-ex\]](#) .
 - [13] B. B. Abelev et al. (ALICE), *Eur. Phys. J. C* **74**, 3077 (2014), [arXiv:1407.5530 \[nucl-ex\]](#) .
 - [14] L. Adamczyk et al. (STAR), *Phys. Rev. C* **96**, 044904 (2017), [arXiv:1701.07065 \[nucl-ex\]](#) .
 - [15] J. Adam et al. (STAR), *Phys. Rev. C* **99**, 044918 (2019), [arXiv:1901.00837 \[nucl-ex\]](#) .
 - [16] G. Aad et al. (ATLAS), *Eur. Phys. J. C* **79**, 985 (2019), [arXiv:1907.05176 \[nucl-ex\]](#) .
 - [17] J. Jia, *Phys. Rev. C* **105**, 014905 (2022), [arXiv:2106.08768 \[nucl-th\]](#) .
 - [18] X.-N. Wang and M. Gyulassy, *Phys. Rev. D* **44**, 3501 (1991).
 - [19] M. Zhou and J. Jia, *Phys. Rev. C* **98**, 044903 (2018), [arXiv:1803.01812 \[nucl-th\]](#) .
 - [20] M. Cody, S. Gavin, B. Koch, M. Kocherovsky, Z. Mazloun, and G. Moschelli, (2021), [arXiv:2110.04884 \[nucl-th\]](#) .
 - [21] M. Aaboud et al. (ATLAS), *Phys. Rev. C* **97**, 024904 (2018), [arXiv:1708.03559 \[hep-ex\]](#) .
 - [22] A. Bilandzic, R. Snellings, and S. Voloshin, *Phys. Rev. C* **83**, 044913 (2011).
 - [23] J. Jia, M. Zhou, and A. Trzupek, *Phys. Rev. C* **96**, 034906 (2017), [arXiv:1701.03830 \[nucl-th\]](#) .
 - [24] P. Huo, K. Gajdošová, J. Jia, and Y. Zhou, *Phys. Lett. B* **777**, 201 (2018), [arXiv:1710.07567 \[nucl-ex\]](#) .
 - [25] M. Aaboud et al. (ATLAS), *Phys. Lett. B* **789**, 444 (2019), [arXiv:1807.02012 \[nucl-ex\]](#) .
 - [26] A. M. Sirunyan et al. (CMS), *Phys. Rev. C* **103**, 014902 (2021), [arXiv:1905.09935 \[hep-ex\]](#) .
 - [27] M. Aaboud et al. (ATLAS), *JHEP* **01**, 051 (2020), [arXiv:1904.04808 \[nucl-ex\]](#) .
 - [28] G. Aad et al. (ATLAS), *Phys. Rev. Lett.* **126**, 122301 (2021), [arXiv:2001.04201 \[nucl-ex\]](#) .
 - [29] P. Di Francesco, M. Guilbaud, M. Luzum, and J.-Y. Ollitrault, *Phys. Rev. C* **95**, 044911 (2017), [arXiv:1612.05634 \[nucl-th\]](#) .