

Agglomeration triggered by the effect of the number of regions: A model in NEG with a quadratic subutility

Kensuke Ohtake*

March 23, 2022

Abstract

We extend the mathematical model proposed by Ottaviano-Tabuchi-Thisse (2002) to a multi-regional case and investigate the stability of the homogeneous stationary solution of the model in a one-dimensional periodic space. When the number of regions is two and three, the homogeneous stationary solution is stable under sufficiently high transport cost. On the other hand, when the number of regions is a multiple of four, the homogeneous stationary solution is unstable under any values of the transport cost.

Keywords new economic geography · differential equations · racetrack economy · self-organization · spatial patterns · number of cities

JEL classification: R12, R40, C68

1 Introduction

In considering spatial economy, how the spatial structure formed by economic factors (such as labor and capital) emerges has been a major theoretical concern. Mathematically, the occurrence of such emergence of spatial structure corresponds to the instability of the homogeneous (which means spatially uniform in the current context) stationary solution of a mathematical model in study. Therefore, it is significant to pay attention to unstable solutions of the model. In our study, we work with a mathematical model that has been developed in new economic geography (NEG).

In NEG, the core-periphery model by Krugman (1991) is one of the standard models in the field, and various applied studies have been conducted based on this model. The core-periphery model is very important in that it facilitates the treatment of spatial economic phenomena in a general equilibrium framework, but on the other hand, it lacks some realistic factors

*Center for Mathematical Modeling and Data Science, Osaka University, Toyonaka, Osaka 560-8531, Japan, E-mail: k-ohtake@sigmath.es.osaka-u.ac.jp

such as price competition among firms and the transport costs that depend on the volume of transportation (Zeng and Takatsuka (2016, Chapter 8)). Ottaviano et al. (2002) have proposed a mathematical model that incorporates the above factors and is easy to handle analytically by introducing a quasi-linear utility function of consumers. The approach of Ottaviano et al. (2002) is considered to be a complementary approach to modeling that relies on the CES function such as the core-periphery model (Fujita and Thisse (2013, Section 9.1)). There are various theoretical studies based on models that use the quasi-linear utility functions similar to Ottaviano et al. (2002) (See for example Picard and Zeng (2005), Zeng (2006), Takatsuka and Zeng (2013)). The properties of the quasi-linear utility function have also been investigated in detail in the field of industrial organization (See, for example, Singh and Vives (1984) and Amir et al. (2017)).

The model by Ottaviano et al. (2002) (let us call it *OTT model* in short) assumes a two-region economy, and it shows that the symmetric equilibrium is stable when the transport cost is sufficiently high, and becomes unstable when the transport cost falls below a certain value. As is well known, this property is common to the basic models in new economic geography, such as the core-periphery model.

One would expect this property to hold in a multi-regional version of the OTT model. In this paper, we show that this expectation is true up to three-regional case, but is no longer true for four-regional case. More precisely, when the small perturbations around a homogeneous stationary solution are decomposed into the Fourier series, all effective eigenfunctions are stable for sufficiently high transport cost if the number of regions is up to three. On the other hand, when the number of regions reaches four, an eigenfunction that are unstable for any values of the transport cost appears for the first time. More generally, we show that such an always unstable eigenfunction appears when the number of regions is a multiple of four. Meanwhile, it is difficult to make a general statement when the number of regions is five or more and not a multiple of four. At least, we can argue that the appearance of the always unstable eigenfunction of five regional model depends on the population of immobile workers.

The rest of the paper is organized as follows. Section 2 derives the model. Section 3 discusses a homogeneous stationary solution and investigates the stability of it. Section 4 concludes. Section 5 is an appendix.

2 Model equations

This section derives the mathematical model we handle. We first review the use of the Dixit-Stiglitz framework (Dixit and Stiglitz, 1977) by Ottaviano et al. (2002), and then apply it to modeling multi-regional spatial economy.

2.1 Dixit-Stiglitz framework

As in Ottaviano et al. (2002), we assume the following utility function for consumers.

$$U = \alpha \int_0^n q(i) di - \frac{\beta - \gamma}{2} \int_0^n q(i)^2 di - \frac{\gamma}{2} \left[\int_0^n q(i) di \right]^2 + q_0. \quad (1)$$

Here, $q(i)$ and q_0 are the quantity of variety $i \in [0, n]$ of the manufacturing goods, and the quantity of the agricultural good which is numéraire, respectively. All the parameters are positive; $\alpha > 0$, $\beta > 0$, and $\gamma > 0$. Then, $\alpha > 0$ stands for the intensity of preference for the differentiated product. It is assumed that $\beta > \gamma$, which means that the consumers prefer to consume a greater variety of goods. Each consumer faces the following budget constraint.

$$\int_0^n p(i)q(i) di + q_0 = Y + \bar{q}_0, \quad (2)$$

where Y is the income of the consumer, and \bar{q}_0 is the initial endowment of the agricultural good. Here, \bar{q}_0 is assumed to be sufficiently large for the individual consumption of the agricultural good to be positive in market equilibrium (Ottaviano et al. (2002, p.414)). Maximizing (1) under (2) yields the optimal consumption of the variety i as

$$q(i) = a - bp(i) + c \int_0^n [p(j) - p(i)] dj. \quad (3)$$

The indirect utility of the consumer is given by

$$V = S + Y + \bar{q}_0, \quad (4)$$

where S stands for the consumer surplus given by

$$S = \frac{a^2 n}{2b} - a \int_0^n p(i) di + \frac{b + cn}{2} \int_0^n p(i)^2 di - \frac{c}{2} \left[\int_0^n p(i) di \right]^2. \quad (5)$$

2.2 Spatial modeling

The economy consists of $R \in \mathbb{N}$ discretely countable regions. These regions are represented by indices such as x, y or $z \in \{0, 1, 2, \dots, R - 1\}$. Let $\phi_x \geq 0$ and $\lambda_x \geq 0$ denote the immobile and mobile workers' population in region x , respectively. Let the total amount of each population be $\Phi \geq 0$ and $\Lambda \geq 0$, i.e.,

$$\sum_{x=0}^{R-1} \phi_x = \Phi, \quad \sum_{x=0}^{R-1} \lambda_x = \Lambda.$$

Let us denote the price in region y of the variety produced in region x by p_{xy} , and the demand in region y for the variety produced in region x by q_{xy} . By (3), for any regions x and y , the demand q_{xy} can be represented as

$$q_{xy} = a - (b + cn)p_{xy} + cG_y, \quad (6)$$

where G_y stands for price index in region y given by $G_y = \sum_{z=0}^{R-1} n_z p_{zy}$. Here, n_y denotes the number of manufacturing firms in region y and is assumed to be equal to the number of the varieties of the manufacturing goods in the region.

Let us consider the profit-maximizing behavior of the manufacturing firms. Each firm is assumed to be engaged in the production of one variety of manufacturing goods. Thus, there are n firms in the whole economy with equal number of the varieties. The number of the firms in region x is denoted by n_x . The firm is supposed to pay a transport cost for each unit of product sold. The transport cost of transporting a unit of product from region x to y is denoted by $\tau|x - y|$, where $\tau > 0$ and $|x - y|$ is the distance between the two regions defined in some sense¹. It is assumed that F units of mobile workers are needed as the fixed input, so the number of the firms in region x is expressed by

$$n_x = \frac{\lambda_x}{F}. \quad (7)$$

It follows immediately from (7) that

$$n = \frac{\Lambda}{F}. \quad (8)$$

The nominal wage of the mobile workers in region x is denoted by w_x . Then, the profit earned by each firm in region x is given by

$$\Pi_x = \sum_{z=0}^{R-1} (p_{xz} - \tau|x - z|) q_{xz} (\phi_z + \lambda_z) - Fw_x. \quad (9)$$

Each firm in region x sets price of its product to maximize the profit (9), assuming that the price index G_y in (6) is given. The first-order condition of optimality is

$$\frac{\partial}{\partial p_{xy}} \Pi_x = 0.$$

for $y = 0, 1, \dots, R - 1$. It yields

$$p_{xy} = \frac{q_{xy}}{b + cn} + \tau|x - y|. \quad (10)$$

for any regions x and y . Moreover substituting (6) into (10) and using (7) and (8), we obtain

$$p_{xy} = \frac{a}{2(b + cn)} + \frac{c}{2(bF + c\Lambda)} \sum_{z=0}^{R-1} \lambda_z p_{zy} + \frac{\tau}{2}|x - y|. \quad (11)$$

for any regions x and y .

¹We explicitly define the distance function $|x - y|$ in a more specific setting later.

Let us derive an equation for the nominal wage. Under the free entry, the profit $\Pi_x = 0$ in any region x . That is,

$$\sum_{z=0}^{R-1} (p_{xz} - \tau|x-z|) q_{xz} (\phi_z + \lambda_z) - Fw_x = 0$$

Therefore,

$$w_x = \frac{1}{F} \sum_{z=0}^{R-1} (p_{xz} - \tau|x-z|) q_{xz} (\phi_z + \lambda_z). \quad (12)$$

holds in each region x . It follows from (11) that

$$\left[p_{xy} - \frac{\tau}{2}|x-y| \right] 2(b+cn) = a + \frac{c}{F} \sum_{z=0}^{R-1} \lambda_z p_{zy}. \quad (13)$$

Combining (13) with (6) yields

$$q_{xy} = (b+cn) (p_{xy} - \tau|x-y|). \quad (14)$$

Then, substituting (14) into (12), we obtain

$$w_x = \frac{b+cn}{F} \sum_{z=0}^{R-1} (p_{xz} - \tau|x-z|)^2 (\phi_z + \lambda_z). \quad (15)$$

in each region x .

Let us define the real wage. By (4) and (5), the indirect utility of the mobile workers in each region x denoted by V_x is given by

$$V_x = \frac{a^2 n}{2b} - a \sum_{z=0}^{R-1} n_z p_{zx} + \frac{b+cn}{2} \sum_{z=0}^{R-1} n_z p_{zx}^2 - \frac{c}{2} \left[\sum_{z=0}^{R-1} n_z p_{zx} \right]^2 + w_x + \bar{q}_0.$$

Then, it is natural to define the real wage ω_x of the mobile workers in each region x by

$$\omega_x = w_x - a \sum_{z=0}^{R-1} n_z p_{zx} + \frac{b+cn}{2} \sum_{z=0}^{R-1} n_z p_{zx}^2 - \frac{c}{2} \left[\sum_{z=0}^{R-1} n_z p_{zx} \right]^2. \quad (16)$$

Similar to Fujita et al. (2001, Chapter 5), we adopt an ad-hoc dynamics for the migration of the population. We define the average real wage as $\tilde{\omega} = (1/\Lambda) \sum_{z=0}^{R-1} \omega_z \lambda_z$, and assume the ad-hoc dynamics in which the population flows out of regions where the real wage is lower than the average, and flows into regions where the real wage is higher than the average.

With (7) and (8), summarizing the above equations of the prices (11), the nominal wage (15), the real wage (16), and the ad-hoc population dynamics, we obtain the following system:

$$\left\{ \begin{array}{l} p_{xy} = \frac{a}{2(b+cn)} + \frac{c}{2(bF+cF)} \sum_{z=0}^{R-1} \lambda_z p_{zy} + \frac{\tau}{2}|x-y|, \\ w_x(t) = \frac{b+cn}{F} \sum_{z=0}^{R-1} (p_{xz}(t) - \tau|x-z|)^2 (\phi_z + \lambda_z(t)), \\ \omega_x(t) = w_x(t) - \frac{a}{F} \sum_{z=0}^{R-1} \lambda_z(t) p_{zx}(t) \\ \quad + \frac{b+cn}{2F} \sum_{z=0}^{R-1} \lambda_z(t) p_{zx}(t)^2 - \frac{c}{2F^2} \left[\sum_{z=0}^{R-1} \lambda_z(t) p_{zx}(t) \right]^2, \\ \frac{d\lambda_x}{dt}(t) = v \left[\omega_x(t) - \frac{1}{\Lambda} \sum_{z=0}^{R-1} \omega_z(t) \lambda_z(t) \right] \lambda_x(t). \end{array} \right. \quad (17)$$

for $(x, y) \in [0, 1, \dots, R-1] \times [0, 1, \dots, R-1]$ with an initial condition $\lambda(0) \in \mathbb{R}^R$, where $t \in [0, \infty)$ stands for the time variable. In the differential equation above, $v > 0$ denotes the adjustment speed of the migration of the population.

In the following, we consider the system (17) with the racetrack setting. That is, R regions are equidistantly distributed on a unit circle \mathcal{C} . For any two regions x and y on \mathcal{C} , the distance $|x-y|$ is defined by the shorter distance between them along \mathcal{C} . In addition, we focus on the case that the immobile population is homogeneous among regions, so

$$\phi_x \equiv \bar{\phi} = \frac{\Phi}{R}, \quad x = 0, 1, \dots, R-1$$

is assumed. We refer the model (17) with these settings as *racetrack OTT model* in the following.

3 Stability analysis of the homogeneous stationary solution

This section considers the homogeneous stationary solution of the racetrack OTT model, and investigates its stability for the cases of $R = 2, 3$, and 4.

3.1 Homogeneous stationary solution

We begin with looking for a stationary solution of (17) under the homogeneous mobile population distribution,

$$\lambda_x \equiv \bar{\lambda} = \frac{\Lambda}{R}, \quad x = 0, 1, 2, \dots, R-1. \quad (18)$$

Let us denote the prices at this state by \bar{p}_{xy} . Then, from (11)

$$\bar{p}_{xy} = \frac{a}{2(b+cn)} + \frac{c\bar{\lambda}}{2(bF+c\Lambda)} \sum_{z=0}^{R-1} \bar{p}_{zy} + \frac{\tau}{2}|x-y|. \quad (19)$$

Summing both sides of (19) for x yields

$$\sum_{z=0}^{R-1} \bar{p}_{zy} = \frac{aRF}{2bF+c\Lambda} + \frac{(bF+c\Lambda)\tau}{2bF+c\Lambda} \sum_{z=0}^{R-1} |z-y|. \quad (20)$$

Substituting (20) into (19), we obtain

$$\begin{aligned} \bar{p}_{xy} &= \frac{aF}{2bF+c\Lambda} + \frac{c\bar{\lambda}\tau}{2(2bF+c\Lambda)} \sum_{z=0}^{R-1} |z-y| + \frac{\tau}{2}|x-y| \\ &= \Theta + \frac{\tau}{2}|x-y|. \end{aligned} \quad (21)$$

Here, $\Theta = \Theta(\tau)$ is given by

$$\Theta(\tau) = \bar{\Theta} + \frac{c\bar{\lambda}\tau}{2(2bF+c\Lambda)} \sum_{z=0}^{R-1} |z-y|, \quad (22)$$

where

$$\bar{\Theta} = \frac{aF}{2bF+c\Lambda}.$$

In this state, from (15), the nominal wages become

$$\begin{aligned} \bar{w}_x &= \frac{b+cn}{F} \sum_{z=0}^{R-1} (\bar{p}_{xz} - \tau|x-z|)^2 [\bar{\phi} + \bar{\lambda}] \\ &= \frac{b+cn}{F} \sum_{z=0}^{R-1} \left(\Theta - \frac{\tau}{2}|x-z| \right)^2 [\bar{\phi} + \bar{\lambda}] \end{aligned}$$

This does not depend on the spatial variable, so it can be written as $\bar{w}_x = \bar{w}$ in any region x . From (16), the real wages at this state become

$$\bar{w}_x = \bar{w} - \frac{a\bar{\lambda}}{F} \sum_{z=0}^{R-1} \bar{p}_{zx} + \frac{(b+cn)\bar{\lambda}}{2F} \sum_{z=0}^{R-1} \bar{p}_{zx}^2 - \frac{c\bar{\lambda}}{2F^2} \left[\sum_{z=0}^{R-1} \bar{p}_{zx} \right]^2.$$

Therefore, \bar{w}_x is also a constant \bar{w} in any region x . Thus, the ad-hoc dynamics of migration of the mobile population implies that the homogeneous population $\bar{\lambda}$ gives a stationary solution of the racetrack OTT model.

3.2 Linearized system

Add small perturbations $\Delta\lambda_x$, Δw_x , Δp_{xy} , and $\Delta\omega_x$ to each of the homogeneous stationary states $\bar{\lambda}$, \bar{w} , \bar{p}_{xy} , and $\bar{\omega}$. In particular, note that

$$\sum_{x=0}^{R-1} \Delta\lambda_x \equiv 0.$$

since the population is conserved through time. Substituting $\lambda_x = \bar{\lambda} + \Delta\lambda_x$, $w_x = \bar{w} + \Delta w_x$, $p_{xy} = \bar{p}_{xy} + \Delta p_{xy}$, and $\omega_x = \bar{\omega} + \Delta\omega_x$ for any regions x and y into (17), and neglecting second and higher order terms such as $\Delta\lambda_z \Delta p_{zx}$, we obtain the linearized equations of (17). For example, linearized price equation (11) is given by

$$\Delta p_{xy} = \frac{c}{2bF + c\Lambda} \sum_{z=0}^{R-1} \bar{p}_{zy} \Delta\lambda_z.$$

As is evident from the right hand side above, Δp_{xy} does not depend on y , so it can be written as

$$\Delta p_{xy} = \Delta p_y.$$

Linearizing the other equations in (17) by the similar manner, we obtain the linearized system as the following:

$$\left\{ \begin{array}{l} \Delta p_x = \frac{c}{2bF + c\Lambda} \sum_{z=0}^{R-1} \bar{p}_{zx} \Delta\lambda_z, \\ \Delta w_x = \frac{b + cn}{F} \sum_{z=0}^{R-1} (\bar{p}_{xz} - \tau|x - z|)^2 \Delta\lambda_z \\ \quad + \frac{2(\bar{\phi} + \bar{\lambda})(b + cn)}{F} \sum_{z=0}^{R-1} (\bar{p}_{xz} - \tau|x - z|) \Delta p_z, \\ \Delta\omega_x = \Delta w_x - \frac{a}{F} \sum_{z=0}^{R-1} \bar{p}_{zx} \Delta\lambda_z + \frac{b + cn}{2F} \sum_{z=0}^{R-1} \bar{p}_{zx}^2 \Delta\lambda_z \\ \quad - \frac{c\bar{\lambda}}{F^2} \left[\sum_{z=0}^{R-1} \bar{p}_{zx} \right] \cdot \sum_{z=0}^{R-1} \bar{p}_{zx} \Delta\lambda_z \\ \quad - \frac{a\Lambda}{F} \Delta p_x + \frac{b\Lambda}{FR} \sum_{z=0}^{R-1} \bar{p}_{zx} \Delta p_x \\ \frac{d\Delta\lambda_x}{dt}(t) = v\bar{\lambda}\Delta\omega_x. \end{array} \right. \quad (23)$$

We can easily confirm that

$$\sum_{x=0}^{R-1} \Delta p_x = \sum_{x=0}^{R-1} \Delta w_x = \sum_{x=0}^{R-1} \Delta\omega_x \equiv 0. \quad (24)$$

3.3 Fourier analysis

Let $\{f_x\}_{x=0}^{R-1}$ be a sequence of data defined over R points equidistantly spaced on a unit circle. The sequence $\{f_x\}_{x=0}^{R-1}$ can be represented by the Fourier series

$$f_x = \sum_{k=0}^{R-1} \hat{f}_k e^{i2\pi kx/R},$$

where f_k is the k -th Fourier coefficient given by $\hat{f}_k = (1/R) \sum_{x=0}^{R-1} f_x e^{-i2\pi xk/R}$, $k = 0, 1, \dots, R-1$. (See Stein and Shakarchi (2011, p.223) or Vetterli et al. (2014, pp.252-255) for details.). We express the small perturbations as the Fourier series and substitute them into (23). In the following let $\{\hat{\lambda}_k\}_{k=0}^{R-1}$, $\{\hat{p}_k\}_{k=0}^{R-1}$, $\{\hat{w}_k\}_{k=0}^{R-1}$, and $\{\hat{\omega}_k\}_{k=0}^{R-1}$ denote the Fourier coefficients of $\{\Delta\lambda_x\}_{x=0}^{R-1}$, $\{\Delta p_x\}_{x=0}^{R-1}$, $\{\Delta w_x\}_{x=0}^{R-1}$ and $\{\Delta\omega_x\}_{x=0}^{R-1}$, respectively. Let us see the price equation. The left hand side of the first equation of (23) is expressed by

$$\sum_{k=0}^{R-1} \hat{p}_k e^{i2\pi kx/R}. \quad (25)$$

On the other hand, the right hand side of the first equation of (23) becomes

$$\begin{aligned} & \frac{c}{2bF + c\Lambda} \sum_{z=0}^{R-1} \bar{p}_{zx} \sum_{k=0}^{R-1} \hat{\lambda}_k e^{i2\pi kz/R} \\ &= \frac{c}{2bF + c\Lambda} \sum_{k=0}^{R-1} \hat{\lambda}_k \sum_{z=0}^{R-1} \bar{p}_{zx} e^{i2\pi kz/R} \\ &= \frac{c}{2bF + c\Lambda} \sum_{k=0}^{R-1} \hat{\lambda}_k \sum_{m=-x}^{R-x-1} \bar{p}_m e^{i2\pi k(m+x)/R} \\ &= \frac{c}{2bF + c\Lambda} \sum_{k=0}^{R-1} \hat{\lambda}_k \left\{ \sum_{m=0}^{R-1} \bar{p}_m e^{i2\pi km/R} \right\} e^{i2\pi kx/R}, \end{aligned} \quad (26)$$

where \bar{p}_m is naturally defined from (21) as

$$\bar{p}_m = \Theta + \frac{\tau}{2}|m|.$$

Given that (25) and (26) are equal,

$$\hat{p}_k = \frac{c}{2bF + c\Lambda} \left\{ \sum_{m=0}^{R-1} \bar{p}_m e^{i2\pi km/R} \right\} \hat{\lambda}_k, \quad k = 1, 2, \dots, R-1 \quad (27)$$

holds. In the following, we do not consider $k = 0$, because

$$\hat{\lambda}_0 = \hat{p}_0 = \hat{w}_0 = \hat{\omega}_0 \equiv 0$$

due to (24).

By the same manner, expressing the second and the third equations of (23) as the Fourier series, we have

$$\begin{aligned}\hat{w}_k &= \frac{b+cn}{F} \left\{ \sum_{m=0}^{R-1} (\bar{p}_m - \tau|m|)^2 e^{i2\pi km/R} \right\} \hat{\lambda}_k \\ &\quad + \frac{2(\bar{\phi} + \bar{\lambda})(b+cn)}{F} \left\{ \sum_{m=0}^{R-1} (\bar{p}_m - \tau|m|) e^{i2\pi km/R} \right\} \hat{p}_k, \quad (28) \\ &\qquad\qquad\qquad k = 1, \dots, R-1,\end{aligned}$$

and

$$\begin{aligned}\hat{\omega}_k &= \hat{w}_k - \frac{a}{F} \left[\sum_{m=0}^{R-1} \bar{p}_m e^{i2\pi km/R} \right] \hat{\lambda}_k + \frac{b+cn}{2F} \left[\sum_{m=0}^{R-1} \bar{p}_m^2 e^{i2\pi km/R} \right] \hat{\lambda}_k \\ &\quad - \frac{c\bar{\lambda}}{F^2} \left[\sum_{z=0}^{R-1} \bar{p}_{zx} \right] \left[\sum_{m=0}^{R-1} \bar{p}_m e^{i2\pi km/R} \right] \hat{\lambda}_k \quad (29) \\ &\quad + \left[-\frac{a\Lambda}{F} + \frac{b\Lambda}{FR} \sum_{z=0}^{R-1} \bar{p}_{zx} \right] \hat{p}_k, \quad k = 1, \dots, R-1,\end{aligned}$$

respectively. By (27), (28), and (29), we see that

$$\hat{\omega}_k = \Omega_k \hat{\lambda}_k, \quad k = 1, 2, \dots, R-1 \quad (30)$$

hold, where $\Omega_k \in \mathbb{R}$, $k = 1, \dots, R-1$ are some constants.

By expressing the last differential equation of (23) as the Fourier series, we obtain

$$\begin{aligned}\frac{d}{dt} \hat{\lambda}_k &= v\bar{\lambda} \hat{\omega}_k \\ &= v\bar{\lambda} \Omega_k \hat{\lambda}_k, \quad (k = 1, 2, \dots, R-1),\end{aligned}$$

which mean that the stability of the constant steady-state solution is determined by the sign of Ω_k , i.e., the k -th eigenfunction is unstable if $\Omega_k > 0$ and stable if $\Omega_k < 0$.

3.4 Stability and instability

We calculate Ω_k , $k = 1, 2, \dots, R-1$ specifically for each case of $R = 2, 3$, and 4.

3.4.1 $R = 2$

Let us consider the two regional case.

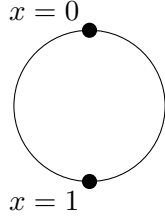


Figure 1: Equidistantly distributed two regions

We obtain the following theorem. See Subsection 5.1 for the proof.

Theorem 1. *When $R = 2$, the function $\Omega_1 = \Omega_1(\tau)$ satisfies $\Omega_1 = 0$ at only two points $\tau = 0$ and $\tau = \tau^{(2)} > 0$. In the interval $(0, \tau^{(2)})$, $\Omega_1 > 0$ holds, and in the interval $(\tau^{(2)}, \infty]$, $\Omega_1 < 0$ holds.*

See the sketch² in Fig. 2 for the shape of the function $\Omega_1(\tau)$.

This theorem shows that the homogeneous stationary solution (18) is stable if the transport cost is sufficiently high, and unstable if the transport cost is sufficiently low when $R = 2$.

Remark: The statement is essentially included in Ottaviano et al. (2002, Proposition 1). Here, however, it is discussed using the Fourier analysis, which can be easily extended to multi-regional cases.

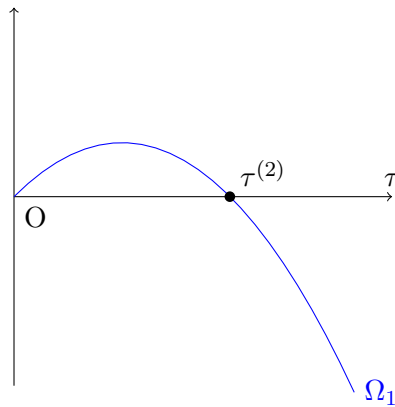


Figure 2: Sketch of the graph of Ω_1 when $R = 2$

3.4.2 $R = 3$

Let us consider the three regional case. We obtain the following theorem.

²The following figures 2, 4, 6, 7, and 8 show only qualitative forms of Ω_k s and do not display the exact value.

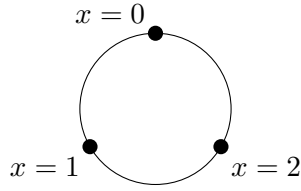


Figure 3: Equidistantly distributed three regions

Theorem 2. *When $R = 3$, the functions $\Omega_k = \Omega_k(\tau)$, $k = 1, 2$ satisfy $\Omega_k = 0$ at only two points $\tau = 0$ and $\tau = \tau^{(3)} > 0$. In the interval $(0, \tau^{(3)})$, $\Omega_k > 0$ hold, and in the interval $(\tau^{(3)}, \infty]$, $\Omega_k < 0$ hold for $k = 1, 2$.*

See the sketch in Fig. 2 for the shape of the functions $\Omega_k(\tau)$, $k = 1, 2$.

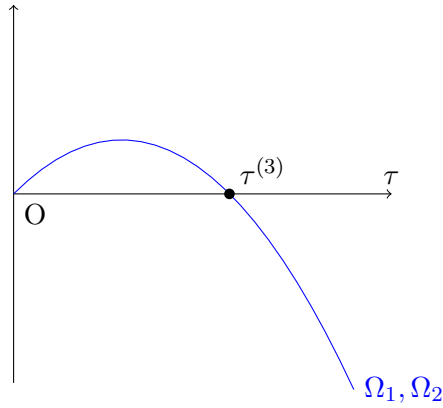


Figure 4: Sketch of the graph of Ω_1 and Ω_2 when $R = 3$

This theorem, of course, shows that the homogeneous stationary solution (18) is stable if the transport cost is sufficiently high, and unstable if the transport cost is sufficiently low when $R = 3$.

3.4.3 $R = 4$

Let us consider the four regional case.

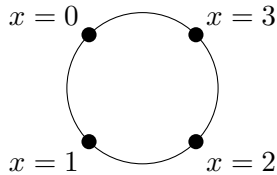


Figure 5: Equidistantly distributed four regions

When $R = 4$, the homogeneous stationary solution (18) is always unstable for any value of the transport cost. To be more precise, the following theorem holds. See Subsection 5.3 for the proof.

Theorem 3. *When $R = 4$, the functions $\Omega_k = \Omega_k(\tau)$, $k = 1, 3$ satisfy $\Omega_k = 0$ at only two points $\tau = 0$ and $\tau = \tau^{(4)} > 0$. In the interval $(0, \tau^{(4)})$, $\Omega_k > 0$ hold, and in the interval $(\tau^{(4)}, \infty]$, $\Omega_k < 0$ hold for $k = 1, 3$. Meanwhile, the function $\Omega_2 = \Omega_2(\tau)$ satisfies $\Omega_2 = 0$ at only $\tau = 0$, and $\Omega_2 > 0$ for all $\tau \in (0, \infty]$.*

See the sketch in Fig. 6 for the shape of the functions $\Omega_k(\tau)$, $k = 1, 2, 3$.

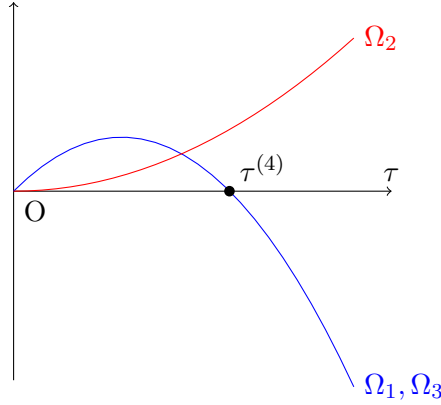


Figure 6: Sketch of the graph of Ω_1 , Ω_2 , and Ω_3 when $R = 4$

3.5 When $R \geq 5$

Finally, we discuss the case where $R \geq 5$. We cannot consider all $R \in \mathbb{N}$, but we obtain relatively simple results as follows, at least for the case where R is a multiple of four and for the case where $R = 5$.

3.5.1 The case where R is a multiple of four

When $R \geq 5$ but is a multiple of four, the stationary solution is always unstable. To be more precise, Theorem 4 below holds. See Subsection 5.4 for the proof.

Theorem 4. *When $R = 4l$, $l = 1, 2, \dots$, the function $\Omega_{2l} = \Omega_{2l}(\tau)$ satisfies $\Omega_{2l} = 0$ at only $\tau = 0$, and $\Omega_{2l} > 0$ for all $\tau \in (0, \infty]$.*

See Fig. 7 for the shape of the function $\Omega_{2l}(\tau)$.

Remark: Note that this theorem does not refer to eigenfunctions with $k \neq 2l$.

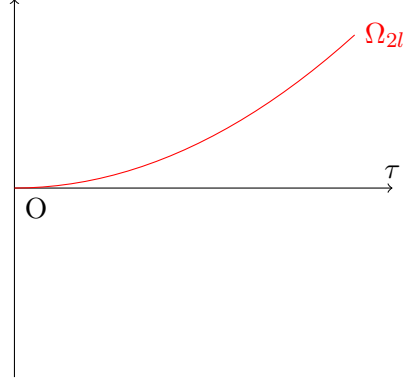


Figure 7: Sketch of the graph of Ω_{2l} when $R = 4l$

3.5.2 The case where $R = 5$

In the cases we deal with so far ($R = 2, 3$, and $4l, l = 1, 2, \dots$), the stability of the homogeneous stationary solution does not depend on the parameter $\bar{\phi}$. However, in the case $R = 5$, the appearance of the always unstable eigenfunction becomes dependent on $\bar{\phi}$. Simply stated, small values of $\bar{\phi}$ result in the emergence of the always unstable eigenfunctions, while large values of $\bar{\phi}$ allow the homogeneous stationary solution to be stabilized by the sufficiently high transport cost, as in the cases of $R = 2, 3$. See Subsection 5.5 for the proof.

Theorem 5. *When $R = 5$, the functions $\Omega_k(\tau)$ satisfy $\Omega_k = 0$ at only two points $\tau = 0$ and $\tau = \tau^{(5)} > 0$ for $k = 1, 4$. In the interval $(0, \tau^{(5)})$, $\Omega_k > 0$ hold, and in the interval $(\tau^{(5)}, \infty]$, $\Omega_k < 0$ hold for $k = 1, 4$. On the other hand, the behavior of the functions $\Omega_2(= \Omega_3)$ depends on the value of $\bar{\phi} \geq 0$ as the following.*

When $\bar{\phi}$ is sufficiently large

The functions $\Omega_k(\tau)$ satisfy $\Omega_k = 0$ at only two points $\tau = 0$ and $\tau = \tau^{(5)} > 0$ for $k = 2, 3$. In the interval $(0, \tau^{(5*)})$, $\Omega_k > 0$ hold, and in the interval $(\tau^{(5*)}, \infty]$, $\Omega_k < 0$ hold for $k = 2, 3$.*

When $\bar{\phi}$ is sufficiently small

The functions $\Omega_k(\tau)$ satisfy $\Omega_k = 0$ at only $\tau = 0$, and $\Omega_k > 0$ for all $\tau \in (0, \infty]$ for $k = 2, 3$.

See Fig.8 for the shape of the functions $\Omega_k(\tau)$, $k = 1, 2, 3, 4$.

Remark

Note that the value of $\tau^{(5)}$ varies with the value of $\bar{\phi}$ although $\tau^{(5)}$ in Fig.8(a) and that in Fig.8(b) are depicted as if they were the same value.

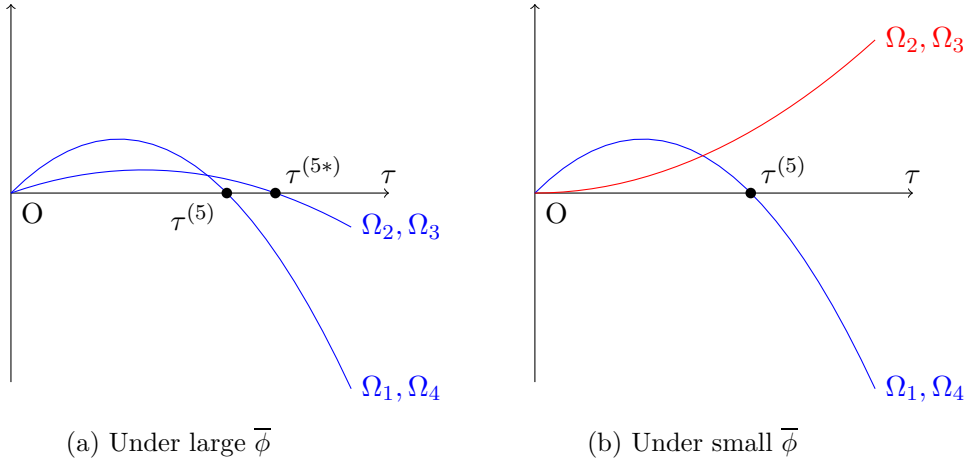


Figure 8: Sketch of the graph of Ω_1 , Ω_2 , Ω_3 , and Ω_4 when $R = 5$

4 Discussion and conclusion

We extend the model by Ottaviano et al. (2002) to a multi-regional economy and investigate the stability of the homogeneous stationary solution. The results show that up to three regions, the stationary solution is stable when the transport cost is high and unstable when the cost is low, which is a common property of the standard models of new economic geography such as the core-periphery model. However, when the number of regions reaches to a multiple of four, an eigenfunction which is unstable under any values of the transport cost appears, and thus the homogeneous stationary solution is no longer stable.

A hypothetical explanation of the mechanism by which the homogeneous stationary solution is always unstable when the number of regions is a multiple of four, although it is difficult to state it intuitively, may be as follows. Basically, each region is considered to be in competition with each other for population. Regions located near larger regions would be likely to have their population absorbed by the larger regions. On the other hand, regions that are far enough away from large regions may likely to keep their population. When the number of regions is a multiple of four, for every region, there is a “sister region” so to speak, located exactly opposite to it on the racetrack. Such sister regions have the least growth-inhibiting effect on each other due to their greatest distance. Therefore, there would be a potential for destabilization in the form of pairs of such sister regions growing without interfering with each other³. Indeed, the fact that the frequency of the destabilizing eigenfunction is $2l$ ($l = 1, 2, 3, \dots$) when the number of regions is $4l$ seems to support this.

³In this case, regions adjacent to the growing sister regions may reduce their population.

When $R = 4l$, the calculation of eigenvalue for the $2l$ -th eigenfunction is greatly simplified. Especially, the effect of the Fourier coefficient \hat{p}_{2l} being zero as in (51) is particularly significant. In other cases of $R \neq 4l$, the coefficient \hat{p}_k expressed by (27) is not become 0 in general, and thus the expression for the k -th eigenvalue is so complex that it becomes more and more difficult to determine its sign as the number of regions increases. If there is some regular relationship between the number of regions and the eigenvalues, it would be possible to explore the stability of the homogeneous stationary solution for the general cases of $R \geq 6$.

The result of this paper suggests the theoretical possibility that the number of regions itself can be a cause of economic agglomeration. The property that the homogeneous stationary solution is always unstable when the number of regions is a multiple of four does not hold for the standard multi-regional core-periphery model on the racetrack. In fact, Ikeda et al. (2012) have shown in the context of bifurcation analysis that when the number of regions is even, the homogeneous stationary solution of the racetrack core-periphery model is stable for a sufficiently high transport cost. Furthermore, our result suggests that the characteristics of the OTT model, when compared to the standard core-periphery model, become more pronounced when considering its multi-regional version. It also may provide a criterion to consider when modeling a multi-regional spatial economy as to whether it is more appropriate to rely on the core-periphery model or the OTT model (depending, of course, on the spatial economy itself being modeled).

5 Appendix

5.1 Proof for Theorem 1

The distances between two evenly distributed regions are

$$|x - y| = \begin{cases} |0| = 0, & \text{if } x = y, \\ |1| = \pi, & \text{if } x \neq y. \end{cases} \quad (31)$$

for $x, y \in \{0, 1\}$. From (21) and (31), we see that

$$\begin{cases} \bar{p}_0 = \Theta + \frac{\tau}{2}|0| = \Theta, \\ \bar{p}_1 = \Theta + \frac{\tau}{2}|1| = \Theta + \frac{\pi}{2}\tau. \end{cases} \quad (32)$$

We only have to discuss the effective frequency $k = 1$. From (27) and (32), we have

$$\begin{aligned}\hat{p}_1 &= \frac{c}{2bF + c\Lambda} \left\{ \sum_{m=0}^1 \bar{p}_m e^{i\pi m} \right\} \hat{\lambda}_1 \\ &= \frac{c}{2bF + c\Lambda} \{ \bar{p}_0 - \bar{p}_1 \} \hat{\lambda}_1 \\ &= -\frac{c\pi\tau}{2(2bF + c\Lambda)} \hat{\lambda}_1.\end{aligned}\tag{33}$$

Since

$$\sum_{x=0}^1 |x - y| = 0 + \pi = \pi,$$

we see from (22) that

$$\Theta(\tau) = \bar{\Theta} + \frac{c\bar{\lambda}\pi}{2(2bF + c\Lambda)}\tau.\tag{34}$$

Then, from (28), (32), (33), and (34), we have

$$\begin{aligned}\hat{w}_1 &= \left[\frac{b + cn}{F} \left\{ \bar{\Theta}\pi\tau + \frac{c\bar{\lambda}\pi^2\tau^2}{2(2bF + c\Lambda)} - \frac{\pi^2\tau^2}{4} \right\} \right. \\ &\quad \left. - \frac{2(\bar{\phi} + \bar{\lambda})(b + cn)c\pi^2\tau^2}{4F(2bF + c\Lambda)} \right] \hat{\lambda}_1\end{aligned}\tag{35}$$

By the same manner, from (29), (32), (33), and (34). we have

$$\begin{aligned}\hat{\omega}_1 &= \hat{w}_1 + \frac{a\pi\tau}{2F} \hat{\lambda}_1 - \frac{b + cn}{2F} \left[\pi\bar{\Theta}\tau + \frac{c\bar{\lambda}\pi^2\tau^2}{2(2bF + c\Lambda)} + \frac{\pi^2\tau^2}{4} \right] \hat{\lambda}_1 \\ &\quad + \frac{c\bar{\lambda}}{F^2} \left[\pi\bar{\Theta}\tau + \frac{c\bar{\lambda}\pi^2\tau^2}{2(2bF + c\Lambda)} + \frac{\pi^2\tau^2}{4} \right] \hat{\lambda}_1 \\ &\quad + \left[\frac{a\Lambda c\pi\tau}{2F(2bF + c\Lambda)} - \frac{b\Lambda}{2F} \left(\frac{\bar{\Theta}c\pi\tau}{2F(2bF + c\Lambda)} \right. \right. \\ &\quad \left. \left. + \frac{c^2\bar{\lambda}\pi^2\tau^2}{2(2bF + c\Lambda)^2} + \frac{c\pi^2\tau^2}{4(2bF + c\Lambda)} \right) \right] \hat{\lambda}_1\end{aligned}\tag{36}$$

Combining (35) and (36), we get

$$\Omega_1 = A^{(2)}\tau^2 + B^{(2)}\tau,$$

where

$$\left\{ \begin{array}{l} A^{(2)} = \frac{b+cn}{F} \left(\frac{c\bar{\lambda}\pi^2}{2(2bF+c\Lambda)} - \frac{\pi^2}{4} \right) - \frac{2(\bar{\phi}+\bar{\lambda})(b+cn)}{F} \cdot \frac{c}{2bF+c\Lambda} \cdot \frac{\pi^2}{4} \\ \quad - \frac{b+cn}{2F} \left(\frac{c\bar{\lambda}\pi^2}{2(2bF+c\Lambda)} + \frac{\pi^2}{4} \right) + \frac{c\bar{\lambda}}{F^2} \left(\frac{c\bar{\lambda}\pi^2}{2(2bF+c\Lambda)} + \frac{\pi^2}{4} \right) \\ \quad - \left[\frac{b\Lambda c^2 \bar{\lambda} \pi^2}{4F(2bF+c\Lambda)^2} + \frac{b\Lambda c \pi^2}{8F(2bF+c\Lambda)} \right] < 0, \\ B^{(2)} = \frac{b+cn}{F} \pi \bar{\Theta} + \frac{a\pi}{2F} - \frac{b+cn}{2F} \pi \bar{\Theta} + \frac{c\bar{\lambda}}{F^2} \pi \bar{\Theta} \\ \quad + \frac{a\Lambda c \pi}{2F(2bF+c\Lambda)} - \frac{b\Lambda \bar{\Theta} c \pi}{2F(2bF+c\Lambda)} > 0. \end{array} \right.$$

We can show by careful calculation that $A^{(2)} < 0$ and $B^{(2)} > 0$. These facts show that Ω_1 is a quadratic function passing through the origin with respect to $\tau \geq 0$, and that $\Omega_1 < 0$ for sufficiently large τ and $\Omega_1 > 0$ for sufficiently small τ . In addition, there is only one $\tau > 0$ for which $\Omega_1 = 0$. \square

5.2 Proof for Theorem 2

The distances between three evenly distributed regions are

$$|x-y| = \begin{cases} |0| = 0, & \text{if } x = y, \\ |1| = \frac{2\pi}{3}, & \text{if } x = y + 1 \pmod{3}, \\ |2| = \frac{2\pi}{3}, & \text{if } x = y + 2 \pmod{3}. \end{cases} \quad (37)$$

for $x, y \in \{0, 1, 2\}$. From (21) and (37), we see that

$$\begin{cases} \bar{p}_0 = \Theta + \frac{\tau}{2}|0| = \Theta, \\ \bar{p}_1 = \Theta + \frac{\tau}{2}|1| = \Theta + \frac{\pi}{3}\tau, \\ \bar{p}_2 = \Theta + \frac{\tau}{2}|2| = \Theta + \frac{\pi}{3}\tau. \end{cases} \quad (38)$$

We only need to discuss two effective frequencies $k = 1$ and 2 . From (27) and (38), we have

$$\begin{aligned} \hat{p}_1 &= \frac{c}{2bF+c\Lambda} \left\{ \sum_{m=0}^2 \bar{p}_m e^{i2\pi m/3} \right\} \hat{\lambda}_1 \\ &= \frac{c}{2bF+c\Lambda} \left\{ \bar{p}_0 + \bar{p}_1 \left(e^{i\frac{2\pi}{3}} + e^{i\frac{4\pi}{3}} \right) \right\} \hat{\lambda}_1 \\ &= -\frac{c\pi\tau}{3(2bF+c\Lambda)} \hat{\lambda}_1. \end{aligned} \quad (39)$$

Similarly,

$$\hat{p}_2 = -\frac{c\pi\tau}{3(2bF + c\Lambda)}\hat{\lambda}_2. \quad (40)$$

Since

$$\sum_{x=0}^2 |x - y| = 0 + \frac{2\pi}{3} + \frac{2\pi}{3} = \frac{4\pi}{3},$$

we see from (22) that

$$\Theta(\tau) = \bar{\Theta} + \frac{c\Lambda 2\pi\tau}{9(2bF + c\Lambda)}. \quad (41)$$

Then, from (28), (38), (39), (40), and (41), we have

$$\left\{ \begin{array}{l} \hat{w}_1 = \left[\frac{b + cn}{F} \left\{ \frac{2\pi}{3}\bar{\Theta}\tau + \frac{c\Lambda 4\pi^2}{27(2bF + c\Lambda)}\tau^2 - \frac{\pi^2}{9}\tau^2 \right\} \right. \\ \quad \left. - \frac{2(\bar{\phi} + \bar{\lambda})(b + cn)}{F} \cdot \frac{c\pi^2}{9(2bF + c\Lambda)}\tau^2 \right] \hat{\lambda}_1, \\ \hat{w}_2 = \left[\frac{b + cn}{F} \left\{ \frac{2\pi}{3}\bar{\Theta}\tau + \frac{c\Lambda 4\pi^2}{27(2bF + c\Lambda)}\tau^2 - \frac{\pi^2}{9}\tau^2 \right\} \right. \\ \quad \left. - \frac{2(\bar{\phi} + \bar{\lambda})(b + cn)}{F} \cdot \frac{c\pi^2}{9(2bF + c\Lambda)}\tau^2 \right] \hat{\lambda}_2. \end{array} \right. \quad (42)$$

By the same manner, from (29), (38), (39), (40), and (41), we have

$$\left\{ \begin{array}{l} \hat{\omega}_1 = \hat{w}_1 + \frac{a}{F} \left[\frac{\pi\tau}{3} \right] \hat{\lambda}_1 \\ \quad - \frac{b + cn}{2F} \left[\frac{2\pi}{3} \left(\bar{\Theta} + \frac{c\Lambda 2\pi\tau}{9(2bF + c\Lambda)} \right) \tau + \frac{\pi^2\tau^2}{9} \right] \hat{\lambda}_1 \\ \quad + \frac{c\bar{\lambda}}{F^2} \left[3 \left(\bar{\Theta} + \frac{c\Lambda 2\pi\tau}{9(2bF + c\Lambda)} \right) + \frac{2\pi}{3}\tau \right] \left[\frac{\pi\tau}{3} \right] \hat{\lambda}_1 \\ \quad + \left[\frac{a\Lambda c\pi}{3F(2bF + c\Lambda)}\tau - \frac{b\Lambda}{3F} \left(\frac{\bar{\Theta}c\pi}{2bF + c\Lambda} \right. \right. \\ \quad \quad \left. \left. + \frac{c^2\Lambda 2\pi^2\tau^2}{9(2bF + c\Lambda)^2} + \frac{2\pi^2 c\tau^2}{9(2bF + c\Lambda)} \right) \right] \hat{\lambda}_1, \\ \hat{\omega}_2 = \hat{w}_2 + \frac{a}{F} \left[\frac{\pi\tau}{3} \right] \hat{\lambda}_2 \\ \quad - \frac{b + cn}{2F} \left[\frac{2\pi}{3} \left(\bar{\Theta} + \frac{c\Lambda 2\pi\tau}{9(2bF + c\Lambda)} \right) \tau + \frac{\pi^2\tau^2}{9} \right] \hat{\lambda}_2 \\ \quad + \frac{c\bar{\lambda}}{F^2} \left[3 \left(\bar{\Theta} + \frac{c\Lambda 2\pi\tau}{9(2bF + c\Lambda)} \right) + \frac{2\pi}{3}\tau \right] \left[\frac{\pi\tau}{3} \right] \hat{\lambda}_2 \\ \quad + \left[\frac{a\Lambda c\pi}{3F(2bF + c\Lambda)}\tau - \frac{b\Lambda}{3F} \left(\frac{\bar{\Theta}c\pi}{2bF + c\Lambda} \right. \right. \\ \quad \quad \left. \left. + \frac{c^2\Lambda 2\pi^2\tau^2}{9(2bF + c\Lambda)^2} + \frac{2\pi^2 c\tau^2}{9(2bF + c\Lambda)} \right) \right] \hat{\lambda}_2. \end{array} \right. \quad (43)$$

Combining (42) and (43), we get

$$\Omega_1 = \Omega_2 = A^{(3)}\tau^2 + B^{(3)}\tau,$$

where

$$\left\{ \begin{array}{l} A^{(3)} = \frac{b+cn}{F} \cdot \frac{c\Lambda 4\pi^2}{27(2bF+c\Lambda)} - \frac{b+cn}{F} \cdot \frac{\pi^2}{9} - \frac{2(\bar{\phi}+\bar{\lambda})(b+cn)}{F} \cdot \frac{c\pi^2}{9(2bF+c\Lambda)} \\ \quad - \frac{b+cn}{2F} \cdot \frac{c\Lambda 4\pi^2}{9(2bF+c\Lambda)} - \frac{b+cn}{2F} \cdot \frac{\pi^2}{9} \\ \quad + \frac{c\bar{\lambda}}{F^2} \cdot \frac{c\Lambda 2\pi^2}{9(2bF+c\Lambda)} + \frac{c\bar{\lambda}}{F^2} \cdot \frac{2\pi^2}{9} \\ \quad - \frac{b\Lambda}{F} \left(\frac{c^2\Lambda 2\pi^2}{9(2bF+c\Lambda)^2} + \frac{2\pi^2 c}{9(2bF+c\Lambda)} \right) < 0, \\ B^{(3)} = \frac{b+cn}{F} \cdot \frac{2\pi\bar{\Theta}}{3} \\ \quad - \frac{b+cn}{2F} \cdot \frac{2\pi}{3} \bar{\Theta} + \frac{c\bar{\lambda}}{F^2} \pi \bar{\Theta} \\ \quad + \frac{a\Lambda c\pi}{3F(2bF+c\Lambda)} - \frac{b\Lambda}{3F} \frac{\bar{\Theta} c\pi}{2bF+c\Lambda} > 0. \end{array} \right.$$

We can show by careful calculation that $A^{(3)} < 0$ and $B^{(3)} > 0$. These facts show that $\Omega_1 (= \Omega_2)$ is a quadratic function passing through the origin with respect to $\tau \geq 0$, and that $\Omega_1 (= \Omega_2) < 0$ for sufficiently large τ and $\Omega_1 (= \Omega_2) > 0$ for sufficiently small τ . In addition, there is only one $\tau > 0$ for which $\Omega_1 (= \Omega_2) = 0$. \square

5.3 Proof for Theorem 3

The distances between four evenly distributed regions are

$$|x-y| = \begin{cases} |0| = 0, & \text{if } x = y, \\ |1| = \frac{\pi}{2}, & \text{if } x = y + 1 \pmod{4}, \\ |2| = \pi, & \text{if } x = y + 2 \pmod{4}, \\ |3| = \frac{\pi}{2}, & \text{if } x = y + 3 \pmod{4} \end{cases} \quad (44)$$

for $x, y \in \{0, 1, 2, 3\}$. From (21) and (44), we see that

$$\left\{ \begin{array}{l} \bar{p}_0 = \Theta + \frac{\tau}{2}|0| = \Theta, \\ \bar{p}_1 = \Theta + \frac{\tau}{2}|1| = \Theta + \frac{\pi}{4}\tau, \\ \bar{p}_2 = \Theta + \frac{\tau}{2}|2| = \Theta + \frac{\pi}{2}\tau, \\ \bar{p}_3 = \Theta + \frac{\tau}{2}|3| = \Theta + \frac{\pi}{4}\tau. \end{array} \right. \quad (45)$$

We only need to discuss three effective frequencies $k = 1, 2,$ and 3 . From (27) and (45), we have

$$\begin{cases} \hat{p}_1 = -\frac{c}{2bF + c\Lambda} \left(\frac{\pi\tau}{2}\right) \hat{\lambda}_1, \\ \hat{p}_2 = 0, \\ \hat{p}_3 = -\frac{c}{2bF + c\Lambda} \left(\frac{\pi\tau}{2}\right) \hat{\lambda}_3. \end{cases} \quad (46)$$

Since

$$\sum_{x=0}^3 |x - y| = 0 + \frac{\pi}{2} + \pi + \frac{\pi}{2} = 2\pi,$$

we see from (22) that

$$\Theta(\tau) = \bar{\Theta} + \frac{c\bar{\lambda}\pi}{2bF + c\Lambda} \cdot \tau. \quad (47)$$

Then, from (28), (45), (46), and (47), we have

$$\begin{cases} \hat{w}_1 = \left[\frac{b + cn}{F} \left\{ \pi\bar{\Theta}\tau + \frac{c\bar{\lambda}\pi^2}{2bF + c\Lambda} \cdot \tau^2 - \frac{\pi^2}{4}\tau^2 \right\} \right. \\ \quad \left. - \frac{2(\bar{\phi} + \bar{\lambda})(b + cn)c\pi^2}{4F(2bF + c\Lambda)} \cdot \tau^2 \right] \hat{\lambda}_1, \\ \hat{w}_2 = \frac{b + cn}{F} \left\{ \frac{\pi^2\tau^2}{8} \right\} \hat{\lambda}_2, \\ \hat{w}_3 = \left[\frac{b + cn}{F} \left\{ \pi\bar{\Theta}\tau + \frac{c\bar{\lambda}\pi^2}{2bF + c\Lambda} \cdot \tau^2 - \frac{\pi^2}{4}\tau^2 \right\} \right. \\ \quad \left. - \frac{2(\bar{\phi} + \bar{\lambda})(b + cn)c\pi^2}{4F(2bF + c\Lambda)} \cdot \tau^2 \right] \hat{\lambda}_3. \end{cases} \quad (48)$$

By the same manner, from (29), (45), (46), and (47), we have

$$\left\{ \begin{array}{l} \hat{\omega}_1 = \hat{w}_1 + \frac{a\pi}{2F}\tau\hat{\lambda}_1 - \frac{b+cn}{2F} \left[\pi\bar{\Theta}\tau + \frac{c\bar{\lambda}\pi^2}{2bF+c\Lambda}\tau^2 + \frac{\pi^2\tau^2}{4} \right] \hat{\lambda}_1 \\ \quad + \frac{c\bar{\lambda}}{F^2} \left(2\pi\bar{\Theta}\tau + \frac{2c\bar{\lambda}\pi^2}{2bF+c\Lambda}\tau^2 + \frac{\pi^2\tau^2}{2} \right) \hat{\lambda}_1 \\ \quad + \left[\frac{a\Lambda}{F} \cdot \frac{c\pi\tau}{2(2bF+c\Lambda)} - \frac{b\Lambda}{F}\bar{\Theta} \frac{c\pi\tau}{2(2bF+c\Lambda)} \right. \\ \quad \quad \left. - \frac{b\Lambda}{F} \cdot \frac{c^2\bar{\lambda}\pi^2\tau^2}{2(2bF+c\Lambda)^2} - \frac{b\Lambda}{4F} \cdot \frac{c\pi^2\tau^2}{2(2bF+c\Lambda)} \right] \hat{\lambda}_1, \\ \hat{\omega}_2 = \hat{w}_2 + \frac{b+cn}{2F} \cdot \frac{\pi^2\tau^2}{8} \cdot \hat{\lambda}_2, \\ \hat{\omega}_3 = \hat{w}_3 + \frac{a\pi}{2F}\tau\hat{\lambda}_3 - \frac{b+cn}{2F} \left[\pi\bar{\Theta}\tau + \frac{c\bar{\lambda}\pi^2}{2bF+c\Lambda}\tau^2 + \frac{\pi^2\tau^2}{4} \right] \hat{\lambda}_3 \\ \quad + \frac{c\bar{\lambda}}{F^2} \left(2\pi\bar{\Theta}\tau + \frac{2c\bar{\lambda}\pi^2}{2bF+c\Lambda}\tau^2 + \frac{\pi^2\tau^2}{2} \right) \hat{\lambda}_3 \\ \quad + \left[\frac{a\Lambda}{F} \cdot \frac{c\pi\tau}{2(2bF+c\Lambda)} - \frac{b\Lambda}{F}\bar{\Theta} \frac{c\pi\tau}{2(2bF+c\Lambda)} \right. \\ \quad \quad \left. - \frac{b\Lambda}{F} \cdot \frac{c^2\bar{\lambda}\pi^2\tau^2}{2(2bF+c\Lambda)^2} - \frac{b\Lambda}{4F} \cdot \frac{c\pi^2\tau^2}{2(2bF+c\Lambda)} \right] \hat{\lambda}_3. \end{array} \right. \quad (49)$$

Combining (48) and (49), we get

$$\begin{aligned} \Omega_1 (= \Omega_3) &= A^{(4)}\tau^2 + B^{(4)}\tau, \\ \Omega_2 &= C^{(4)}\tau^2, \end{aligned}$$

where

$$\left\{ \begin{array}{l} A^{(4)} = \frac{b+cn}{F} \left(\frac{c\bar{\lambda}\pi^2}{2bF+c\Lambda} - \frac{\pi^2}{4} \right) - \frac{2(\bar{\phi} + \bar{\lambda})(b+cn)c\pi^2}{4F(2bF+c\Lambda)} \\ \quad - \frac{b+cn}{2F} \left(\frac{c\bar{\lambda}\pi^2}{2bF+c\Lambda} + \frac{\pi^2}{4} \right) \\ \quad + \frac{c\bar{\lambda}}{F^2} \left(\frac{2c\bar{\lambda}\pi^2}{2bF+c\Lambda} + \frac{\pi^2}{2} \right) \\ \quad - \frac{b\Lambda}{F} \frac{c^2\bar{\lambda}\pi^2}{2(2bF+c\Lambda)^2} - \frac{b\Lambda}{4F} \frac{c\pi^2}{2(2bF+c\Lambda)} < 0, \\ B^{(4)} = \frac{b+cn}{F}\pi\bar{\Theta} + \frac{a\pi}{2F} - \frac{b+cn}{2F}\pi\bar{\Theta} + \frac{c\bar{\lambda}}{F^2}2\bar{\Theta}\pi \\ \quad + \frac{a\Lambda}{F} \cdot \frac{c\pi}{2(2bF+c\Lambda)} - \frac{b\Lambda}{F}\bar{\Theta} \frac{c\pi}{2(2bF+c\Lambda)} > 0, \\ C^{(4)} = \frac{(b+cn)\pi^2}{8F} + \frac{b+cn}{2F} \cdot \frac{\pi^2}{8} > 0. \end{array} \right.$$

We can show by careful calculation that $A^{(4)} < 0$, $B^{(4)} > 0$, and $C^{(4)} > 0$. These facts show that $\Omega_1(= \Omega_3)$ is a quadratic function passing through the origin with respect to $\tau \geq 0$, and that $\Omega_1(= \Omega_3) < 0$ for sufficiently large τ and $\Omega_1(= \Omega_3) > 0$ for sufficiently small τ . In addition, there is only one $\tau > 0$ for which $\Omega_1(= \Omega_3) = 0$. The crucial difference from the case of $R = 2$ and 3 is that here Ω_2 is positive for all $\tau > 0$. \square

5.4 Proof for Theorem 4

The distances between $R(= 4l)$ evenly distributed regions are

$$|x - y| = \begin{cases} |0| = 0, & \text{if } x = y, \\ |1| = \frac{2\pi}{4l}, & \text{if } x = y + 1 \pmod{4l}, \\ |2| = \frac{2\pi}{4l} \times 2, & \text{if } x = y + 2 \pmod{4l}, \\ \vdots \\ |m| = \frac{2\pi}{4l} \times m, & \text{if } x = y + m \pmod{4l} \end{cases} \quad (50)$$

for $x, y \in \{0, 1, 2, \dots, 4l\}$.

For $k = 2l$, the term $\sum_m \bar{p}_m e^{i2\pi km/R}$ in (27) becomes

$$\begin{aligned} \sum_{m=0}^{R-1} \bar{p}_m e^{i\pi m} &= \bar{p}_0 e^0 + \bar{p}_1 e^{i\pi} + \bar{p}_2 e^{i2\pi} + \bar{p}_3 e^{i3\pi} + \dots + \bar{p}_{2l} e^{i2l\pi} + \dots + \bar{p}_{4l-1} e^{i(4l-1)\pi} \\ &= \bar{p}_0 - \bar{p}_1 + \bar{p}_2 - \bar{p}_3 + \dots + \bar{p}_{2l} - \dots - \bar{p}_{4l-1} \\ &= \bar{p}_0 - 2\bar{p}_1 + 2\bar{p}_2 - 2\bar{p}_3 + \dots - 2\bar{p}_{2l-1} + \bar{p}_{2l} \\ &= -2(|1| + |3| + |5| + \dots + |2l-1|) \\ &\quad + 2(|2| + |4| + \dots + |2l-2|) + |2l| \\ &= -2 \cdot \frac{2\pi}{4l} (1 + 3 + 5 + \dots + (2l-1)) \\ &\quad + 2 \cdot \frac{2\pi}{4l} (2 + 4 + \dots + (2l-2)) + \frac{2\pi}{4l} \cdot 2l \\ &= -\frac{\pi}{l} \cdot l^2 + \frac{\pi}{l} \cdot l(l-1) + \pi \\ &= 0. \end{aligned}$$

Here we use the fact that $1+3+\dots+2l-1 = l^2$ and $2+4+\dots+2l-2 = l(l-1)$. Therefore, we have

$$\begin{aligned} \hat{p}_{2l} &= \frac{c}{2bF + c\Lambda} \sum_{m=0}^{R-1} \bar{p}_m e^{i\pi m} \\ &= 0. \end{aligned} \quad (51)$$

For $k = 2l$, the term $\sum_{m=0}^{R-1} (\bar{p}_m - \tau|m|)^2 e^{i2\pi k/R}$ in (28) becomes

$$\begin{aligned} \sum_{m=0}^{R-1} (\bar{p}_m - \tau|m|)^2 e^{i\pi m} &= \sum_{m=0}^{R-1} \left(\Theta - \frac{\tau}{2}|m| \right)^2 e^{i\pi m} \\ &= \frac{\tau^2 \pi^2}{8l} \end{aligned}$$

Here we use the fact that $1^2 + 3^2 + \dots + (2l-1)^2 = \frac{2}{3}l(l+1)(2l+1) - 2l(l+1) + l$ and $2^2 + 4^2 + \dots + (2l-2)^2 = \frac{2}{3}l(l+1)(2l+1) - 4l^2$. Therefore, we have

$$\begin{aligned} \hat{w}_{2l} &= \frac{b + cn}{F} \left\{ \sum_{m=0}^{R-1} (\bar{p}_m - \tau|m|)^2 e^{i\pi m} \right\} \hat{\lambda}_{2l} \\ &= \frac{b + cn}{F} \cdot \frac{\tau^2 \pi^2}{8l} \hat{\lambda}_{2l}. \end{aligned} \tag{52}$$

Finally, for $k = 2l$ the term $\sum_m \bar{p}_m^2 e^{i2\pi km/R}$ in (29) becomes

$$\begin{aligned} \sum_{m=0}^{R-1} \bar{p}_m^2 e^{i\pi m} &= \sum_{m=0}^{R-1} \left(\Theta + \frac{\tau}{2}|m| \right)^2 e^{i\pi m} \\ &= \sum_{m=0}^{R-1} \left(\Theta^2 + \tau\Theta|m| + \frac{\tau^2}{4}|m|^2 \right) e^{i\pi m} \\ &= \frac{\tau^2 \pi^2}{8l}. \end{aligned}$$

by the same calculation as before. Therefore, from (29) with (51) and (52), we have

$$\hat{\omega}_{2l} = \frac{\tau^2 \pi^2}{8l} \cdot \frac{3(b + cn)}{2F} \hat{\lambda}_{2l}.$$

This shows that $\Omega_{2l}(\tau) = \frac{\tau^2 \pi^2}{8l} \cdot \frac{3(b+cn)}{2F} > 0$ for all $\tau > 0$. \square

5.5 Proof for Theorem 5

The distances between five evenly distributed regions are

$$|x - y| = \begin{cases} |0| = 0, & \text{if } x = y, \\ |1| = \frac{2\pi}{5}, & \text{if } x = y + 1 \pmod{5}, \\ |2| = \frac{4\pi}{5}, & \text{if } x = y + 2 \pmod{5}, \\ |3| = \frac{4\pi}{5}, & \text{if } x = y + 3 \pmod{5}, \\ |4| = \frac{2\pi}{5}, & \text{if } x = y + 4 \pmod{5}, \end{cases} \tag{53}$$

for $x, y \in \{0, 1, 2, 3, 4\}$. From (21) and (53) we see that

$$\begin{cases} \bar{p}_1 = \Theta + \frac{\tau}{2}|1| = \Theta + \frac{\tau\pi}{5} \\ \bar{p}_2 = \Theta + \frac{\tau}{2}|2| = \Theta + \frac{2\tau\pi}{5} \\ \bar{p}_3 = \Theta + \frac{\tau}{2}|3| = \Theta + \frac{2\tau\pi}{5} = \bar{p}_2 \\ \bar{p}_4 = \Theta + \frac{\tau}{2}|4| = \Theta + \frac{\tau\pi}{5} = \bar{p}_1. \end{cases} \quad (54)$$

We only need to discuss four effective frequencies $k = 1, 2, 3$, and 4. From (27) and (54), we have

$$\begin{cases} \hat{p}_1 = -\frac{c(3 + \sqrt{5})}{10(2bF + c\Lambda)}\tau\pi\hat{\lambda}_1, \\ \hat{p}_2 = -\frac{c(3 - \sqrt{5})}{10(2bF + c\Lambda)}\tau\pi\hat{\lambda}_2, \\ \hat{p}_3 = -\frac{c(3 - \sqrt{5})}{10(2bF + c\Lambda)}\tau\pi\hat{\lambda}_3, \\ \hat{p}_4 = -\frac{c(3 + \sqrt{5})}{10(2bF + c\Lambda)}\tau\pi\hat{\lambda}_4. \end{cases} \quad (55)$$

Since

$$\sum_{x=0}^4 |x - y| = 0 + \frac{2\pi}{5} + \frac{4\pi}{5} + \frac{4\pi}{5} + \frac{2\pi}{5} = \frac{12\pi}{5},$$

we see from (22) that

$$\Theta(\tau) = \bar{\Theta} + \frac{6c\bar{\lambda}\tau\pi}{5(2bF + c\Lambda)}. \quad (56)$$

Then, from (28), (54), (55), (56), we have

$$\left\{ \begin{aligned}
 \hat{w}_1 &= \frac{b+cn}{F} \left\{ \frac{(3+\sqrt{5})\bar{\Theta}}{5} \tau\pi \right. \\
 &\quad \left. + \left[\frac{6(3+\sqrt{5})c\bar{\lambda}}{25(2bF+c\Lambda)} - \frac{5+3\sqrt{5}}{50} \right] \tau^2\pi^2 \right\} \hat{\lambda}_1 \\
 &\quad + \frac{(\bar{\phi}+\bar{\lambda})(b+cn)(3+\sqrt{5})^2c}{50F(2bF+c\Lambda)} \tau^2\pi^2 \hat{\lambda}_1, \\
 \hat{w}_2 &= \frac{b+cn}{F} \left\{ \frac{3-\sqrt{5}}{5} \bar{\Theta} \tau\pi \right. \\
 &\quad \left. + \left[\frac{6(3-\sqrt{5})c\bar{\lambda}}{25(2bF+c\Lambda)} - \frac{5-3\sqrt{5}}{50} \right] \tau^2\pi^2 \right\} \hat{\lambda}_2 \\
 &\quad - \frac{c(\bar{\phi}+\bar{\lambda})(b+cn)(3-\sqrt{5})^2}{50F(2bF+c\Lambda)} \tau^2\pi^2 \hat{\lambda}_2 \\
 \hat{w}_3 &= \frac{b+cn}{F} \left\{ \frac{3-\sqrt{5}}{5} \bar{\Theta} \tau\pi \right. \\
 &\quad \left. + \left[\frac{6(3-\sqrt{5})c\bar{\lambda}}{25(2bF+c\Lambda)} - \frac{5-3\sqrt{5}}{50} \right] \tau^2\pi^2 \right\} \hat{\lambda}_3 \\
 &\quad - \frac{c(\bar{\phi}+\bar{\lambda})(b+cn)(3-\sqrt{5})^2}{50F(2bF+c\Lambda)} \tau^2\pi^2 \hat{\lambda}_3 \\
 \hat{w}_4 &= \frac{b+cn}{F} \left\{ \frac{(3+\sqrt{5})\bar{\Theta}}{5} \tau\pi \right. \\
 &\quad \left. + \left[\frac{6(3+\sqrt{5})c\bar{\lambda}}{25(2bF+c\Lambda)} - \frac{5+3\sqrt{5}}{50} \right] \tau^2\pi^2 \right\} \hat{\lambda}_1 \\
 &\quad + \frac{(\bar{\phi}+\bar{\lambda})(b+cn)(3+\sqrt{5})^2c}{50F(2bF+c\Lambda)} \tau^2\pi^2 \hat{\lambda}_4.
 \end{aligned} \right. \tag{57}$$

By the same manner, from (29), (54), (55), (56), we have

$$\left\{ \begin{aligned}
\hat{\omega}_1 &= \hat{w}_1 - \frac{a}{F} \left[\frac{-3 - \sqrt{5}}{10} \tau \pi \right] \hat{\lambda}_1 \\
&\quad + \frac{b + cn}{2F} \left[-\frac{3 + \sqrt{5}}{5} \bar{\Theta} \tau \pi - \left(\frac{6(3 + \sqrt{5})c\bar{\lambda}}{25(2bF + c\Lambda)} + \frac{5 + 3\sqrt{5}}{50} \right) \tau^2 \pi^2 \right] \hat{\lambda}_1 \\
&\quad - \frac{c\bar{\lambda}}{F^2} \left[5\bar{\Theta} + \left(\frac{6c\bar{\lambda}}{2bF + c\Lambda} + \frac{6}{5} \right) \tau \pi \right] \cdot \frac{-3 - \sqrt{5}}{10} \tau \pi \hat{\lambda}_1 \\
&\quad + \left[-\frac{a\Lambda}{F} + \frac{b\Lambda}{5F} \left\{ 5\bar{\Theta} + \left(\frac{6c\bar{\lambda}}{2bF + c\Lambda} + \frac{6}{5} \right) \tau \pi \right\} \right] \cdot \frac{-c(3 + \sqrt{5})}{10(2bF + c\Lambda)} \tau \pi \hat{\lambda}_1, \\
\hat{\omega}_2 &= \hat{w}_2 - \frac{a}{F} \left[\frac{-3 + \sqrt{5}}{10} \tau \pi \right] \hat{\lambda}_2 \\
&\quad + \frac{b + cn}{2F} \left[\frac{-3 + \sqrt{5}}{5} \left(\bar{\Theta} + \frac{6c\bar{\lambda}\tau\pi}{5(2bF + c\Lambda)} \right) \tau \pi + \frac{-5 + 3\sqrt{5}}{50} \tau^2 \pi^2 \right] \hat{\lambda}_2 \\
&\quad - \frac{c\bar{\lambda}}{F^2} \left[5\bar{\Theta} + \left(\frac{6c\bar{\lambda}}{2bF + c\Lambda} + \frac{6}{5} \right) \tau \pi \right] \left[\frac{-3 + \sqrt{5}}{10} \tau \pi \right] \hat{\lambda}_2 \\
&\quad + \left[-\frac{a\Lambda}{F} + \frac{b\Lambda}{5F} \left\{ 5\bar{\Theta} + \left(\frac{6c\bar{\lambda}}{2bF + c\Lambda} + \frac{6}{5} \right) \tau \pi \right\} \right] \cdot \frac{c(-3 + \sqrt{5})}{10(2bF + c\Lambda)} \tau \pi \hat{\lambda}_2, \\
\hat{\omega}_3 &= \hat{w}_3 - \frac{a}{F} \left[\frac{-3 + \sqrt{5}}{10} \tau \pi \right] \hat{\lambda}_3 \\
&\quad + \frac{b + cn}{2F} \left[\frac{-3 + \sqrt{5}}{5} \left(\bar{\Theta} + \frac{6c\bar{\lambda}\tau\pi}{5(2bF + c\Lambda)} \right) \tau \pi + \frac{-5 + 3\sqrt{5}}{50} \tau^2 \pi^2 \right] \hat{\lambda}_3 \\
&\quad - \frac{c\bar{\lambda}}{F^2} \left[5\bar{\Theta} + \left(\frac{6c\bar{\lambda}}{2bF + c\Lambda} + \frac{6}{5} \right) \tau \pi \right] \left[\frac{-3 + \sqrt{5}}{10} \tau \pi \right] \hat{\lambda}_3 \\
&\quad + \left[-\frac{a\Lambda}{F} + \frac{b\Lambda}{5F} \left\{ 5\bar{\Theta} + \left(\frac{6c\bar{\lambda}}{2bF + c\Lambda} + \frac{6}{5} \right) \tau \pi \right\} \right] \cdot \frac{c(-3 + \sqrt{5})}{10(2bF + c\Lambda)} \tau \pi \hat{\lambda}_3, \\
\hat{\omega}_4 &= \hat{w}_4 - \frac{a}{F} \left[\frac{-3 - \sqrt{5}}{10} \tau \pi \right] \hat{\lambda}_4 \\
&\quad + \frac{b + cn}{2F} \left[-\frac{3 + \sqrt{5}}{5} \bar{\Theta} \tau \pi - \left(\frac{6(3 + \sqrt{5})c\bar{\lambda}}{25(2bF + c\Lambda)} + \frac{5 + 3\sqrt{5}}{50} \right) \tau^2 \pi^2 \right] \hat{\lambda}_4 \\
&\quad - \frac{c\bar{\lambda}}{F^2} \left[5\bar{\Theta} + \left(\frac{6c\bar{\lambda}}{2bF + c\Lambda} + \frac{6}{5} \right) \tau \pi \right] \cdot \frac{-3 - \sqrt{5}}{10} \tau \pi \hat{\lambda}_4 \\
&\quad + \left[-\frac{a\Lambda}{F} + \frac{b\Lambda}{5F} \left\{ 5\bar{\Theta} + \left(\frac{6c\bar{\lambda}}{2bF + c\Lambda} + \frac{6}{5} \right) \tau \pi \right\} \right] \cdot \frac{-c(3 + \sqrt{5})}{10(2bF + c\Lambda)} \tau \pi \hat{\lambda}_4.
\end{aligned} \right. \tag{58}$$

Combining (57) and (58), we get

$$\begin{aligned}\Omega_1(= \Omega_4) &= A^{(5)}\tau^2 + B^{(5)}\tau, \\ \Omega_2(= \Omega_3) &= C^{(5)}\tau^2 + D^{(5)}\tau,\end{aligned}$$

where

$$\left\{ \begin{aligned} A^{(5)} &= \frac{b+cn}{F} \left[\frac{6(3+\sqrt{5})c\bar{\lambda}}{25(2bF+c\Lambda)} - \frac{5+3\sqrt{5}}{50} \right] \pi^2 \\ &\quad - \frac{c(\bar{\phi}+\bar{\lambda})(b+cn)(3+\sqrt{5})^2}{50F(2bF+c\Lambda)} \pi^2 \\ &\quad - \frac{b+cn}{2F} \left(\frac{6(3+\sqrt{5})c\bar{\lambda}}{25(2bF+c\Lambda)} + \frac{5+3\sqrt{5}}{50} \right) \pi^2 \\ &\quad + \frac{c\bar{\lambda}}{F^2} \cdot \frac{12(c\Lambda+bF)}{5(2bF+c\Lambda)} \cdot \frac{3+\sqrt{5}}{10} \pi^2 \\ &\quad - \frac{b\Lambda}{5F} \cdot \frac{12(c\Lambda+bF)}{5(2bF+c\Lambda)} \cdot \frac{c(3+\sqrt{5})}{10(2bF+c\Lambda)} \pi^2, \\ B^{(5)} &= \frac{(b+cn)(3+\sqrt{5})\bar{\Theta}}{5F} \pi + \frac{a(3+\sqrt{5})}{10F} \pi \\ &\quad - \frac{(b+cn)(3+\sqrt{5})\bar{\Theta}}{10F} \pi + \frac{c\bar{\lambda}5(3+\sqrt{5})\bar{\Theta}}{10F^2} \pi \\ &\quad + \frac{ac\Lambda(3+\sqrt{5})}{10F(2bF+c\Lambda)} \pi - \frac{bc\Lambda(3+\sqrt{5})\bar{\Theta}}{10F(2bF+c\Lambda)} \pi, \\ C^{(5)} &= \frac{b+cn}{F} \left[\frac{6(3-\sqrt{5})c\bar{\lambda}}{25(2bF+c\Lambda)} - \frac{5-3\sqrt{5}}{50} \right] \pi^2 \\ &\quad - \frac{c(\bar{\phi}+\bar{\lambda})(b+cn)(3-\sqrt{5})^2}{50F(2bF+c\Lambda)} \pi^2 \\ &\quad - \frac{b+cn}{2F} \left(\frac{6(3-\sqrt{5})c\bar{\lambda}}{25(2bF+c\Lambda)} - \frac{5-3\sqrt{5}}{50} \right) \pi^2 \\ &\quad + \frac{c\bar{\lambda}}{F^2} \cdot \frac{12(c\Lambda+bF)}{5(2bF+c\Lambda)} \cdot \frac{3-\sqrt{5}}{10} \pi^2 \\ &\quad - \frac{b\Lambda}{5F} \cdot \frac{12(c\Lambda+bF)}{5(2bF+c\Lambda)} \cdot \frac{c(3-\sqrt{5})}{10(2bF+c\Lambda)} \pi^2, \\ D^{(5)} &= \frac{(b+cn)(3-\sqrt{5})\bar{\Theta}}{5F} \pi + \frac{a(3-\sqrt{5})}{10F} \pi \\ &\quad - \frac{(b+cn)(3-\sqrt{5})\bar{\Theta}}{10F} \pi + \frac{c\Lambda(3+\sqrt{5})\bar{\Theta}}{10F^2} \pi \\ &\quad + \frac{ac\Lambda(3-\sqrt{5})}{10F(2bF+c\Lambda)} \pi - \frac{bc\Lambda(3-\sqrt{5})\bar{\Theta}}{10F(2bF+c\Lambda)} \pi. \end{aligned} \right. \quad (59)$$

We can show careful calculation that $A^{(5)} < 0$ and $B^{(5)} > 0$. These facts show that $\Omega_1 (= \Omega_4)$ is an upwardly convex quadratic function passing through $\tau = 0$ and $\tau^{(5)} > 0$.

We can show that $D^{(5)} > 0$ as well. However, for $C^{(5)}$, we see that its sign depends critically on the parameter $\bar{\phi}$. In fact, when $\bar{\phi} = 0$, we can show by careful calculation that $C^{(5)} > 0$. Thus, in this case, we see that the function $\Omega_2 (= \Omega_3)$ goes through the origin and $\Omega_2 (= \Omega_3) > 0$ for all $\tau > 0$. On the other hand, if the value of $\bar{\phi}$ is sufficiently large, it is clear that $C^{(5)} < 0$ by the the third term on the right-hand side of $C^{(5)}$ in (59). \square

References

- Amir, R., P. Erickson, and J. Jin**, “On the microeconomic foundations of linear demand for differentiated products,” *J. Econ. Theory*, 1977, 169, 641–665.
- Dixit, A. K. and J. E. Stiglitz**, “Monopolistic competition and optimum product diversity,” *A. E. R.*, 1977, 67 (3), 297–308.
- Fujita, M. and J. F. Thisse**, *Economics of Agglomeration: Cities, Industrial Location, and Globalization*, Cambridge University Press, 2013.
- , **P. Krugman, and A. Venables**, *The Spatial Economy: Cities, Regions, and International Trade*, MIT Press, 2001.
- Ikeda, K., T. Akamatsu, and T. Kono**, “Spatial period-doubling agglomeration of a core–periphery model with a system of cities,” *J. Econ. Dyn. Control*, 2012, 36 (5), 754–778.
- Krugman, P.**, “Increasing returns and economic geography,” *J. Polit. Econ.*, 1991, 99 (3), 483–499.
- Ottaviano, G. I., T. Tabuchi, and J. F. Thisse**, “Agglomeration and trade revisited,” *Int. Econ. Rev.*, 2002, 43 (2), 409–435.
- Picard, P. M. and D.-Z. Zeng**, “Agricultural sector and industrial agglomeration,” *J. Dev. Econ.*, 2005, 77 (1), 75–106.
- Singh, N., and X. Vives**, “Price and quantity competition in a differentiated duopoly,” *Rand J. Econ.*, 1984, 15 (4), 546–554.
- Stein, Elias M. and Rami Shakarchi**, *Fourier Analysis: an introduction*, Vol. 1, Princeton University Press, 2011.
- Takatsuka, H. and D.-Z. Zeng**, “Industrial configuration in an economy with low transportation costs,” *Ann. Regional. Sci.*, 2013, 51 (2), 593–620.

Vetterli, M., J. Kovačević, and V. K. Goyal, *Foundations of signal processing*, Cambridge University Press, 2014.

Zeng, D.-Z., “Redispersions is different from dispersion: spatial economy of multiple industries,” *Ann. Regional. Sci.*, 2006, 40 (2), 229–247.

Zeng, D.-Z. and H. Takatsuka, *Spatial Economics (in Japanese)*, TOYO KEIZAI INC., 2016.