

Searching for the axion-like particle at the EIC

Yandong Liu^{1,2,*} and Bin Yan^{3,†}

¹Key Laboratory of Beam Technology of Ministry of Education,
College of Nuclear Science and Technology, Beijing Normal University, Beijing 100875, China

²Beijing Radiation Center, Beijing 100875, China

³Theoretical Division, Group T-2, MS B283, Los Alamos National Laboratory, P.O. Box 1663, Los Alamos, NM 87545, USA

The axion-like particle (ALP) is a well motivated new particle candidate of beyond the Standard Model. In this work, we propose to probe the ALP through the photon fusion scattering at the upcoming Electron-Ion Collider (EIC). It shows that we could constrain the effective coupling strength between ALP and photons to be 0.1 TeV^{-1} at 2σ confidence level with the integrated luminosity of 300 fb^{-1} for the mass range $m_a \in [10, 60] \text{ GeV}$. We find that the limit from the EIC could be stronger than the off Z -pole measurement at the LEP and the light-by-light scattering at the LHC.

I. INTRODUCTION

The axion-like particles (ALPs) are widely predicted in many new physics beyond the Standard Model (BSM). A well know example is that the Pseudo-Nambu-Goldstone boson (PNGB) from the new global symmetry breaking, which was designed to solve the strong CP problem [1, 2]. The ALP has received much attention in the particle physics and cosmology communities due to it could solve the naturalness problems [3, 4] and also could be a compelling dark matter candidate of the universe [5–7]. The landscape of ALPs is very rich and the phenomenology is determined by their mass and the couplings with the SM particles. In general, the ALPs could couple to gauge bosons, fermions and Higgs boson (see in Refs. [8–13] for a general discussion). Many dedicated experiments have been proposed to search the ALPs based on their mass region and couplings. For example, the interactions between ALPs and fermions can be probed in rare decays [10, 14–19]. The bound of the couplings to the gauge bosons could be constrained by the astrophysics and cosmology observations for a light ALP [20–23] and by collider searches for a heavy ALP [24–46].

In this work, we will consider the case that the ALP a predominantly couples to photons, so that the branching ratio $\text{BR}(a \rightarrow \gamma\gamma) = 1$ and the effective Lagrangian can be parameterized as,

$$\mathcal{L}_{\text{eff}} = \frac{1}{2}(\partial_\mu a)^2 - \frac{1}{2}m_a^2 a^2 - g_{a\gamma\gamma} a F_{\mu\nu} \tilde{F}^{\mu\nu}, \quad (1)$$

where a is the ALP with mass m_a and $(\tilde{F}_{\mu\nu}) F_{\mu\nu}$ is the (dual) field strength tensor of the photon. The coupling strength $g_{a\gamma\gamma}$ has been seriously constrained by the electron/proton beam-dump experiments [47, 48], $e^+e^- \rightarrow \gamma + \text{invisible}$ [27], inclusive $e^+e^- \rightarrow \gamma\gamma$ [24],

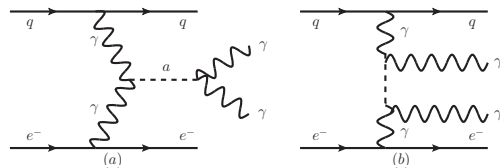


FIG. 1. Feynman diagrams of the parton process $e^- q \rightarrow e^- j \gamma\gamma$.

a photon-beam experiment [49] and $e^+e^- \rightarrow \gamma a (\rightarrow \gamma\gamma)$ at the Bell II [30] with mass range from MeV to 10 GeV. Above the 10 GeV, the parameter space can be probed by the light-by-light scattering in heavy-ion collisions [28, 46], $e^+e^- \rightarrow \gamma a (\rightarrow \gamma\gamma)$ at the LEP [25], the measurements at the Large Hadron Collider (LHC) [36–40, 45] and future lepton colliders [41–44]. However, the bound from GeV to tens of GeV is less limited by the current experiments compared to the MeV (or smaller) mass range. Such light ALP is very attractive for the community due to it could be a natural product from a new global symmetry breaking if it is a PNGB. In this paper, we propose to search the ALP through the photon fusion production at the upcoming Electron-Ion Collider (EIC) (see Fig. 1), which could be complementary to the measurements at the LHC, heavy-ion and lepton colliders for probing the ALP in this mass range.

II. THE PRODUCTION OF ALP

The ALP could be produced through s -channel and t -channel photon fusion scattering at the EIC; see Fig. 1. The production rate of the signal depends on the coupling strength $g_{a\gamma\gamma}$, ALP mass m_a and branching ratio $\text{BR}(a \rightarrow \gamma\gamma)$, i.e.

$$\sigma(e^- p \rightarrow e^- \gamma\gamma j) = g_{a\gamma\gamma}^2 \sigma_s(m_a) \times \text{BR}(a \rightarrow \gamma\gamma) + g_{a\gamma\gamma}^4 \sigma_t(m_a), \quad (2)$$

where $\sigma_{s,t}$ denotes the cross section from the s -channel and t -channel, respectively. The narrow width

* ydliu@bnu.edu.cn

† binyan@lanl.gov

approximation has been applied for the s -channel scattering since the decay width $\Gamma_a \ll m_a$ [50]. We checked the interference effects between the signal and background is negligible and can be ignored in our analysis. For simplicity, we take the branching ratio $\text{BR}(a \rightarrow \gamma\gamma) = 1$ in this work.

Below, we utilize the MadGraph5 [51] to calculate the signal cross section with electron and proton energy $E_e = 20$ GeV and $E_p = 250$ GeV at the leading order. The following kinematic cuts for the final states have been applied in our analysis,

$$\begin{aligned} p_T^{j,e,\gamma} &> 5 \text{ GeV}, \quad |\eta^{j,e,\gamma}| < 5, \\ \Delta R(e, j) &> 0.4, \quad \Delta R(\gamma, \gamma) > 0.4, \\ \Delta R(e, \gamma) &> 0.4, \quad \Delta R(j, \gamma) > 0.4, \end{aligned} \quad (3)$$

where p_T^i and η^i denotes the transverse momentum and rapidity of particle i , respectively. The cone distance $\Delta R(i, j) = \sqrt{(\eta^i - \eta^j)^2 + (\phi^i - \phi^j)^2}$ with ϕ^i denoting the azimuthal angle of particle i . Figure 2 displays the production rates for the processes $e^-p \rightarrow e^- \gamma \gamma j$ (red dashed line), $e^-p \rightarrow e^- a(\rightarrow \gamma\gamma)j$ (blue dashed line) and $e^-p \rightarrow e^- a j$ (green dashed line) without any kinematic cuts for the photons in the final state. It clearly shows that the cross section of the signal is dominantly determined by the s -channel scattering and the contribution from t -channel is negligible, because of the suppression of the phase space. In addition, the narrow width approximation for the s -channel production works very well in this process. In the same figure, the solid cyan and black lines show the cross sections from $e^-p \rightarrow e^- \gamma \gamma j$ and $e^-p \rightarrow e^- a(\rightarrow \gamma\gamma)j$ after we impose the kinematic cuts in Eq. (3) for the photons, respectively. We note that the kinematic cuts of the photons will decrease the cross section significantly when ALP mass $m_a < 40$ GeV. It arises from the fact that the invariant mass of photon pair from an on-shell ALP decay is given by $m_a^2 = m_{\gamma\gamma}^2 \simeq p_T^{\gamma 1} p_T^{\gamma 2} \Delta R(\gamma 1, \gamma 2)$, where $p_T^{\gamma 1, \gamma 2}$ denotes the transverse momentum of the photons. For a heavy ALP, the kinematic cuts could be satisfied automatically, while there is a phase space suppression effect for a light ALP which is induced by the kinematic cuts of the photons (see Eq. (3)). Such effect will also generate a peak around $m_a \sim 16$ GeV for the production rate distributions of the processes with the cuts on the photons (see cyan and black lines).

III. COLLIDER SIMULATION

Next we perform a detailed Monte Carlo simulation to explore the potential of probing the ALP at the EIC. The major backgrounds come from the processes $e^-p \rightarrow e^- \gamma \gamma j$ and $e^-p \rightarrow e^- \gamma \gamma j j$. The cross sections after we including the kinematic cuts in Eq. (3) are $\sigma(e^-p \rightarrow e^- \gamma \gamma j) = 46.9$ fb and $\sigma(e^-p \rightarrow e^- \gamma \gamma j j) = 6.4$ fb. We generate both the signal and backgrounds by MadGraph5 [51] with the kinematic cuts in Eq. (3).

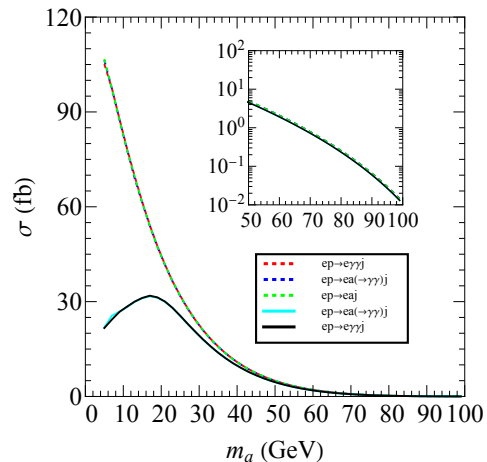


FIG. 2. The cross section of the signal process $e^-p \rightarrow e^- \gamma \gamma j$ as a function of the ALP mass with the coupling strength $g_{a\gamma\gamma} = 1 \text{ TeV}^{-1}$. The solid and dashed lines are corresponding to the production rate with and without the kinematic cuts (see Eq. (3)) for the photons in the final states, respectively.

The parton level events are passed to the PYTHIA8 [52] for parton showering and hadronization and the detector effects are simulated by Delphes [53]. In the detector simulation, we use the EIC delphes card which was generated by M. Arratia and S. Sekula, based on parameters in [54] and utilized in [55–57]. We further require a set of preselection cuts on the reconstruction objects as follows:

$$p_T^i > 7 \text{ GeV}, \quad |\eta^i| < 3.0, \quad \Delta R(i, j) > 0.4, \quad n^\gamma \geq 2, \quad (4)$$

where $i, j = \gamma, e, j$ denote the photon, electron and jet from the detector reconstruction, respectively.

In the signal events, the photons arise from the decay of the ALP and thus exhibit a peak around m_a in the invariant mass distribution. However, the photons for the backgrounds come from the radiation of the electron and quark, thus the peak position of the invariant mass distribution from the photon pair is determined by the transverse momentum of the photons; see Fig. 3 for the normalized invariant mass distributions of the photon pair from the signal and backgrounds. Therefore, we further require the invariant mass of the first two leading photons within the mass window,

$$|m_{\gamma\gamma} - m_a| < 5 \text{ GeV}. \quad (5)$$

We also checked that the other kinematic observables (e.g. $p_T^{e,j,\gamma}$) can not improve the cut efficiency significantly in this process. It arises from the fact that both the signal and backgrounds share a similar topology of the Feynman diagram, as a result, both of them should exhibit a similar $p_T^{e,j}$ distribution. On the other hand, the photons share the energy from the ALP in the signal process, thus the p_T^γ distribution should peak around

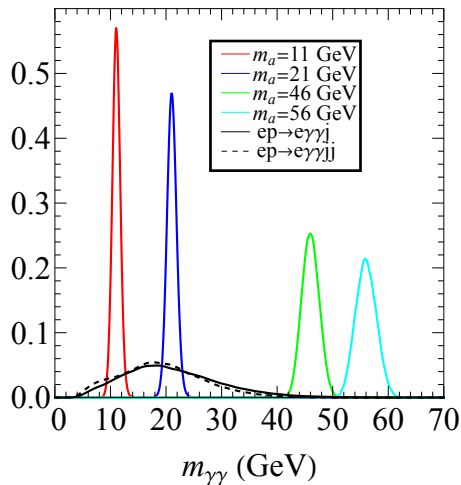


FIG. 3. The normalized invariant mass distribution of the photon pair from the signal process $e^-p \rightarrow e^- \gamma \gamma j$ and the SM backgrounds $e^-p \rightarrow e^- \gamma \gamma j$ and $e^-p \rightarrow e^- \gamma \gamma jj$ after the preselection in Eq. (4).

m_a (GeV)	11	21	31	41	51	61
$\epsilon(\text{signal})$	0.394	0.542	0.712	0.747	0.762	0.740
$\epsilon(e^- \gamma \gamma j)$	0.066	0.100	0.046	0.011	$1.7 * 10^{-3}$	$2.4 * 10^{-4}$
$\epsilon(e^- \gamma \gamma jj)$	0.070	0.098	0.033	0.005	$3.2 * 10^{-4}$	$6.3 * 10^{-5}$

TABLE I. Cut efficiencies for the signal process with the benchmark ALP mass m_a and the corresponding SM backgrounds at the EIC.

$\sim m_a/2$, while the p_T^γ for the backgrounds tend to be a soft spectrum because of the cross sections will be enhanced by the soft and/or collinear singularity in that phase space region. However, the p_T^γ information could be correlated to the $m_{\gamma\gamma}$, therefore, the additional cut on the p_T^γ can not improve the sensitivity to probe the ALP. We show the cut efficiency with few benchmark ALP mass after the kinematic cuts from Eqs. (4) and (5) in Table I. Owing to the kinematic cuts in Eq. (4) could be satisfied automatically for a heavy ALP, the cut efficiency for the signal tends to be a constant when $m_a > 40$ GeV.

Equipped with the signal and backgrounds production cross sections and the collider simulation efficiencies, the upper limit on the effective coupling $g_{a\gamma\gamma}$ at 2σ confidence level can be obtained in terms of [58]

$$\sqrt{-2 \left[n_b \ln \left(\frac{n_s + n_b}{n_b} \right) - n_s \right]} = 2, \quad (6)$$

where n_s and n_b are the numbers of the signal and background events, respectively. Given the integrated luminosity of 300 fb^{-1} , the upper limit on the effective coupling $g_{a\gamma\gamma}$ is presented in Fig. 4. It shows that the $g_{a\gamma\gamma}$ could be constrained to be $\sim 0.1 \text{ TeV}^{-1}$ at

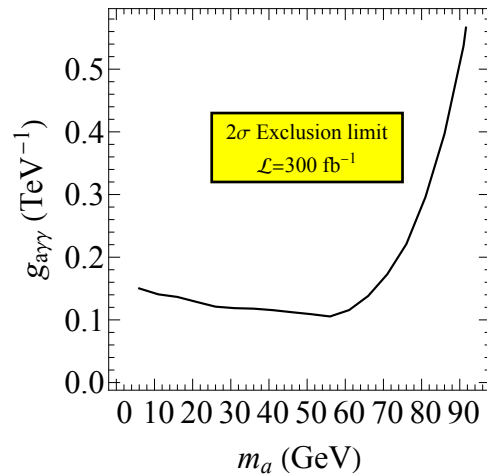


FIG. 4. The exclusion limit on the effective coupling $g_{a\gamma\gamma}$ with the ALP mass m_a at the 2σ confidence level. The integrated luminosity is assumed to be 300 fb^{-1} .

2σ confidence level by assuming null result of directly searching of ALP with $m_a < 60$ GeV at the EIC.

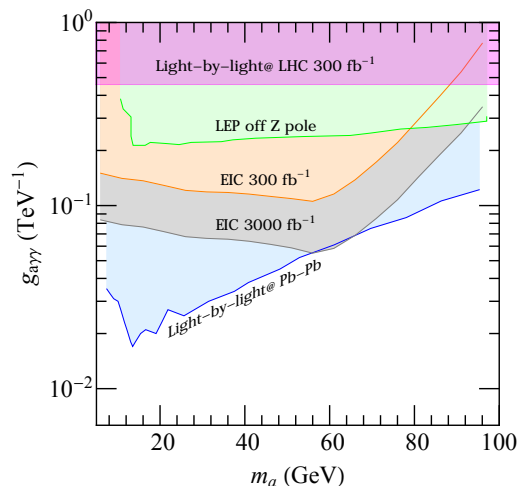


FIG. 5. Upper limit on the effective coupling $g_{a\gamma\gamma}$ from the EIC (orange and gray regions), Light-by-Light scattering at the LHC (pink region, projected sensitivity) and Pb-Pb collision (blue region), and off Z -pole at the LEP (green region). The excluded regions from other colliders are extracted from Ref. [38].

IV. SUMMARY AND DISCUSSION

As we discussed in Sec. I, the tens of GeV ALP has been widely searched by other colliders. It includes the measurements of tri-photon on and off the Z -pole ($e^+e^- \rightarrow 3\gamma$) at the LEP [59, 60], searches for the same final states at the LHC [25] and the light-by-light

scattering in the heavy-ion collisions and LHC [28, 38, 46]. However, the bound of the $g_{a\gamma\gamma}$ from some above measurements are depending on the assumption of the $a-Z-\gamma$ interaction. Although both the couplings could be generated from dimension-5 operators $aB_{\mu\nu}\tilde{B}^{\mu\nu}$ and $aW_{\mu\nu}^A\tilde{W}^{A,\mu\nu}$ with $B_{\mu\nu}$ and $W_{\mu\nu}^A$ are the field strength tensors of $U(1)_Y$ and $SU(2)_L$, the coupling strength of $a-\gamma-\gamma$ and $a-Z-\gamma$ could be independent. To compare the sensitivity of probing the $g_{a\gamma\gamma}$ at the EIC with other colliders without the assumption of the $a-Z-\gamma$ coupling, we consider the limits from the tri-photon production off Z -pole at the LEP, and the light-by-light scattering measurements at the LHC and Pb-Pb collision; see Fig. 5.

It is evident that the measurement of light-by-light scattering at the Pb-Pb collision, as compared to the other processes, yields the strongest constraint on the

value of $g_{a\gamma\gamma}$. The expected limit from the EIC could be stronger than the off Z -pole measurement at the LEP and the light-by-light scattering at the LHC. Furthermore, with the integrated luminosity of 3000 fb^{-1} , the upper limit from the EIC could be comparable to the Pb-Pb collision in some ALP mass region. Therefore, we emphasize that the photon fusion production at the EIC is complementary to the other processes in the measurement of the ALP-photon coupling.

Acknowledgments. The authors thanks Hao Zhang for helpful discussion. The work of Y. Liu is supported in part by the National Science Foundation of China under Grant No. 11805013, 12075257, BY is supported by the U.S. Department of Energy, Office of Science, Office of Nuclear Physics, under Contract DE-AC52-06NA25396 through the LANL/LDRD Program, as well as the TMD topical collaboration for nuclear theory.

-
- [1] R. D. Peccei and H. R. Quinn, Phys. Rev. Lett. **38**, 1440 (1977).
 - [2] R. D. Peccei and H. R. Quinn, Phys. Rev. D **16**, 1791 (1977).
 - [3] K. Freese, J. A. Frieman, and A. V. Olinto, Phys. Rev. Lett. **65**, 3233 (1990).
 - [4] P. W. Graham, D. E. Kaplan, and S. Rajendran, Phys. Rev. Lett. **115**, 221801 (2015), 1504.07551.
 - [5] J. Preskill, M. B. Wise, and F. Wilczek, Phys. Lett. B **120**, 127 (1983).
 - [6] L. F. Abbott and P. Sikivie, Phys. Lett. B **120**, 133 (1983).
 - [7] M. Dine and W. Fischler, Phys. Lett. B **120**, 137 (1983).
 - [8] M. Chala, G. Guedes, M. Ramos, and J. Santiago, Eur. Phys. J. C **81**, 181 (2021), 2012.09017.
 - [9] K. Choi, S. H. Im, and C. S. Shin, Ann. Rev. Nucl. Part. Sci. **71**, 225 (2021), 2012.05029.
 - [10] M. Bauer, M. Neubert, S. Renner, M. Schnubel, and A. Thamm (2021), 2110.10698.
 - [11] A. M. Galda, M. Neubert, and S. Renner, JHEP **06**, 135 (2021), 2105.01078.
 - [12] M. Bauer, M. Neubert, S. Renner, M. Schnubel, and A. Thamm, JHEP **04**, 063 (2021), 2012.12272.
 - [13] J. Bonilla, I. Brivio, M. B. Gavela, and V. Sanz, JHEP **11**, 168 (2021), 2107.11392.
 - [14] C. Cornella, P. Paradisi, and O. Sumensari, JHEP **01**, 158 (2020), 1911.06279.
 - [15] M. J. Dolan, F. Kahlhoefer, C. McCabe, and K. Schmidt-Hoberg, JHEP **03**, 171 (2015), [Erratum: JHEP 07, 103 (2015)], 1412.5174.
 - [16] L. Calibbi, D. Redigolo, R. Ziegler, and J. Zupan, JHEP **09**, 173 (2021), 2006.04795.
 - [17] A. Carmona, C. Scherb, and P. Schwaller, JHEP **08**, 121 (2021), 2101.07803.
 - [18] K. Ma (2021), 2104.11162.
 - [19] K. Cheung, A. Soffer, Z. S. Wang, and Y.-H. Wu (2021), 2108.11094.
 - [20] D. Cadamuro and J. Redondo, JCAP **02**, 032 (2012), 1110.2895.
 - [21] A. Payez, C. Evoli, T. Fischer, M. Giannotti, A. Mirizzi, and A. Ringwald, JCAP **02**, 006 (2015), 1410.3747.
 - [22] M. Millea, L. Knox, and B. Fields, Phys. Rev. D **92**, 023010 (2015), 1501.04097.
 - [23] J. Jaeckel, P. C. Malta, and J. Redondo, Phys. Rev. D **98**, 055032 (2018), 1702.02964.
 - [24] G. Abbiendi et al. (OPAL), Eur. Phys. J. C **26**, 331 (2003), hep-ex/0210016.
 - [25] J. Jaeckel and M. Spannowsky, Phys. Lett. B **753**, 482 (2016), 1509.00476.
 - [26] M. Bauer, M. Neubert, and A. Thamm, JHEP **12**, 044 (2017), 1708.00443.
 - [27] M. J. Dolan, T. Ferber, C. Hearty, F. Kahlhoefer, and K. Schmidt-Hoberg, JHEP **12**, 094 (2017), [Erratum: JHEP 03, 190 (2021)], 1709.00009.
 - [28] A. M. Sirunyan et al. (CMS), Phys. Lett. B **797**, 134826 (2019), 1810.04602.
 - [29] C.-X. Yue, M.-Z. Liu, and Y.-C. Guo, Phys. Rev. D **100**, 015020 (2019), 1904.10657.
 - [30] F. Abudinén et al. (Belle-II), Phys. Rev. Lett. **125**, 161806 (2020), 2007.13071.
 - [31] Y. Yang and C.-W. Lin (2021), 2102.02816.
 - [32] H. Davoudiasl, R. Marcarelli, N. Miesch, and E. T. Neil, Phys. Rev. D **104**, 055022 (2021), 2105.05866.
 - [33] I. Brivio, O. J. P. Éboli, and M. C. Gonzalez-Garcia, Phys. Rev. D **104**, 035027 (2021), 2106.05977.
 - [34] D. Buarque Franzosi, G. Cacciapaglia, X. Cid Vidal, G. Ferretti, T. Flacke, and C. Vázquez Sierra (2021), 2106.12615.
 - [35] A. Tumasyan et al. (CMS) (2021), 2111.13669.
 - [36] G. Aad et al. (ATLAS), Phys. Rev. Lett. **113**, 171801 (2014), 1407.6583.
 - [37] G. Aad et al. (ATLAS), Eur. Phys. J. C **76**, 210 (2016), 1509.05051.
 - [38] C. Baldenegro, S. Fichet, G. von Gersdorff, and C. Royon, JHEP **06**, 131 (2018), 1803.10835.
 - [39] J. Ren, D. Wang, L. Wu, J. M. Yang, and M. Zhang, JHEP **11**, 138 (2021), 2106.07018.
 - [40] D. Wang, L. Wu, J. M. Yang, and M. Zhang, Phys. Rev. D **104**, 095016 (2021), 2102.01532.
 - [41] S. C. İnan and A. V. Kisselev, JHEP **06**, 183 (2020),

- 2003.01978.
- [42] S. C. İnan and A. V. Kisselev, *Chin. Phys. C* **45**, 043109 (2021), 2007.01693.
- [43] H.-Y. Zhang, C.-X. Yue, Y.-C. Guo, and S. Yang, *Phys. Rev. D* **104**, 096008 (2021), 2103.05218.
- [44] N. Steinberg (2021), 2108.11927.
- [45] A. Flórez, A. Gurrola, W. Johns, P. Sheldon, E. Sheridan, K. Sinha, and B. Soubasis, *Phys. Rev. D* **103**, 095001 (2021), 2101.11119.
- [46] M. Aaboud et al. (ATLAS), *Nature Phys.* **13**, 852 (2017), 1702.01625.
- [47] D. Banerjee et al. (NA64), *Phys. Rev. Lett.* **125**, 081801 (2020), 2005.02710.
- [48] B. Döbrich, J. Jaeckel, F. Kahlhoefer, A. Ringwald, and K. Schmidt-Hoberg, *JHEP* **02**, 018 (2016), 1512.03069.
- [49] D. Aloni, C. Fanelli, Y. Soreq, and M. Williams, *Phys. Rev. Lett.* **123**, 071801 (2019), 1903.03586.
- [50] H. Pilkuhn, *The interactions of hadrons* (North-Holland, Amsterdam, 1967).
- [51] J. Alwall, R. Frederix, S. Frixione, V. Hirschi, F. Maltoni, O. Mattelaer, H. S. Shao, T. Stelzer, P. Torrielli, and M. Zaro, *JHEP* **07**, 079 (2014), 1405.0301.
- [52] T. Sjöstrand, S. Ask, J. R. Christiansen, R. Corke, N. Desai, P. Ilten, S. Mrenna, S. Prestel, C. O. Rasmussen, and P. Z. Skands, *Comput. Phys. Commun.* **191**, 159 (2015), 1410.3012.
- [53] J. de Favereau, C. Delaere, P. Demin, A. Giammanco, V. Lemaitre, A. Mertens, and M. Selvaggi (DELPHES 3), *JHEP* **02**, 057 (2014), 1307.6346.
- [54] R. Abdul Khalek et al. (2021), 2103.05419.
- [55] M. Arratia, Z.-B. Kang, A. Prokudin, and F. Ringer, *Phys. Rev. D* **102**, 074015 (2020), 2007.07281.
- [56] M. Arratia, Y. Furletova, T. J. Hobbs, F. Olness, and S. J. Sekula (2020), 2006.12520.
- [57] V. Cirigliano, K. Fuyuto, C. Lee, E. Mereghetti, and B. Yan, *JHEP* **03**, 256 (2021), 2102.06176.
- [58] G. Cowan, K. Cranmer, E. Gross, and O. Vitells, *Eur. Phys. J. C* **71**, 1554 (2011), [Erratum: *Eur. Phys. J. C* **73**, 2501 (2013)], 1007.1727.
- [59] E. Anashkin et al. (DELPHI) (1999).
- [60] M. Acciarri et al. (L3), *Phys. Lett. B* **345**, 609 (1995).