

Tessellating a Pascal-like tetrahedron for the subdivision of high order tetrahedral finite elements

Mark W. Lohry

October 2021

ABSTRACT

Three-dimensional N^{th} order nodal Lagrangian tetrahedral finite elements (P_N elements) can be generated using Pascal's tetrahedron \mathcal{H} where each node in 3D element space corresponds to an entry in \mathcal{H} . For the purposes of visualization and post-processing, it is desirable to "subdivide" these high-order tetrahedral elements into sub-tetrahedra which cover the whole space without intersections and without introducing new exterior edges or vertices. That is, the exterior triangulation of the element should be congruent with the "natural" triangulation of the 2D Pascal's triangle. This work attempts to describe that process of subdivision for arbitrary N .

Subdivision

Claimed without proof:

- A P_N tetrahedral element can be subdivided into N^3 sub-tetrahedra of equal volume and without adding any exterior edges or vertices. See Polster¹ for the 2D "square triangles" decomposition into N^2 sub-triangles.
- Considering the build up of the connectivity by adding another level of Pascal's tetrahedron (corresponding to increasing the order of the element), each additional level N adds $N^3 - (N - 1)^3 = 3N^2 + 3N + 1$ subdivisions.
- Assuming level 1 to have a geometric representation as a right-angled trirectangular tetrahedron with side length 1 giving a volume $V = 1/6$, all of the sub-tetrahedra generated by the following method also have volume $1/6$.

¹ Burkard Polster. *QED: Beauty in mathematical proof*. Bloomsbury Publishing USA, 2004; and Burkard Polster. Mathologer on youtube: Visualising irrationality with triangular squares

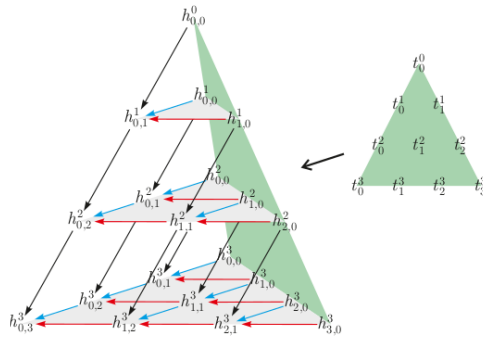


Figure 1: Pascal's tetrahedron from Németh with indexing convention $h_{j,k}^i$.

Connectivity for the P_1 and P_2 cases

The following uses the indexing notation from ² for the P_N element depicted in figure 1

$$h_{j,k}^i \text{ where } 0 \leq k \leq i, \quad 0 \leq j \leq i - k, \quad 0 \leq i \leq N$$

The P_1 element

The only possible P_1 "subdivision" is

$$P_1 : \{ h_{0,0}^0, h_{0,0}^1, h_{1,0}^1, h_{0,1}^1 \} \quad (1)$$

The P_2 element

For the P_2 case³ translating the P_1 row to the three lower corners gives three upright tetrahedra

$$P_2 : \{ h_{0,0}^1, h_{0,0}^2, h_{1,0}^2, h_{0,1}^2 \} \quad (2)$$

$$: \{ h_{1,0}^1, h_{1,0}^2, h_{2,0}^2, h_{1,1}^2 \} \quad (3)$$

$$: \{ h_{0,1}^1, h_{0,1}^2, h_{1,1}^2, h_{0,2}^2 \} \quad (4)$$

Maintaining the exterior face symmetries ⁴ requires additional elements

$$: \{ h_{0,0}^1, h_{1,0}^1, h_{1,0}^2, h_{1,1}^2 \text{ or } h_{0,1}^2 \text{ or } h_{0,1}^1 \}$$

$$: \{ h_{1,0}^1, h_{0,1}^1, h_{1,1}^2, h_{1,0}^2 \text{ or } h_{0,1}^2 \text{ or } h_{0,0}^1 \}$$

$$: \{ h_{0,0}^1, h_{0,1}^1, h_{0,1}^2, h_{1,1}^2 \text{ or } h_{1,0}^2 \text{ or } h_{1,0}^1 \}$$

$$: \{ h_{1,0}^2, h_{0,1}^2, h_{1,1}^2, h_{0,0}^1 \text{ or } h_{1,0}^1 \text{ or } h_{0,1}^1 \}$$

where the exterior faces formed by the first three nodes are fixed by the symmetry constraint and the last node is a "free" choice of the other non-coplanar nodes in the interior. This gives the $2^3 = 8$ sub-tetrahedra.

The interior faces formed by the 3 new interior vertical sub-tetrahedra are

$$\{ h_{0,1}^1, h_{0,1}^2, h_{1,1}^2 \}$$

$$\{ h_{0,0}^1, h_{1,0}^2, h_{0,1}^2 \}$$

$$\{ h_{0,0}^1, h_{1,0}^2, h_{1,1}^2 \}$$

² László Németh. Tetrahedron trinomial coefficient transform. *Integers*, 19, 2019

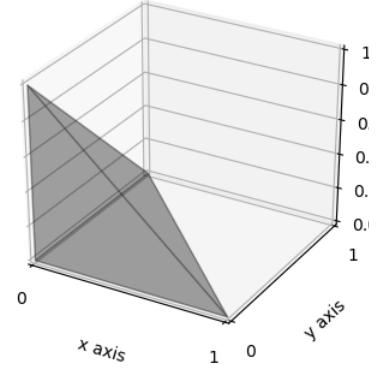


Figure 2: P_1 subdivision.

³ Shangyou Zhang et al. Successive subdivisions of tetrahedra and multi-grid methods on tetrahedral meshes. *Houston J. Math*, 21(3):541–556, 1995; and Evan VanderZee, Anil N Hirani, and Damrong Guoy. Triangulation of simple 3d shapes with well-centered tetrahedra. In *Proceedings of the 17th international meshing roundtable*, pages 19–35. Springer, 2008

⁴ the exterior faces should look like the simple triangulation of a 2D triangular element

and the horizontal upper and lower triangular faces are

$$\begin{aligned} & \{ h_{0,0}^1, h_{1,0}^1, h_{0,1}^1 \} \\ & \{ h_{1,0}^2, h_{0,1}^2, h_{1,1}^2 \} \end{aligned}$$

which forms a regular octahedron⁵ as the interior “hole” to be subdivided. A new interior edge must be introduced to split this octahedron. Choosing that new edge to be⁶

$$\{ h_{0,0}^1, h_{1,1}^2 \}$$

⁵ 8 triangular faces, 6 vertices, 12 edges

⁶ One could instead choose a new edge $\{h_{1,0}^1, h_{0,1}^2\}$ and arrive at a similar but differently oriented subdivision.

leads to the interior decomposition:

$$: \{ h_{0,0}^1, h_{1,1}^2, h_{1,0}^1, h_{1,0}^2 \} \tag{5}$$

$$: \{ h_{0,0}^1, h_{1,1}^2, h_{1,0}^1, h_{0,1}^1 \} \tag{6}$$

$$: \{ h_{0,0}^1, h_{1,1}^2, h_{0,1}^2, h_{0,1}^1 \} \tag{7}$$

$$: \{ h_{0,0}^1, h_{1,1}^2, h_{0,1}^2, h_{1,0}^2 \} \tag{8}$$

This is depicted in figure 3 where this middle subdivision fills the gap left behind by the upright oriented right tetrahedra.

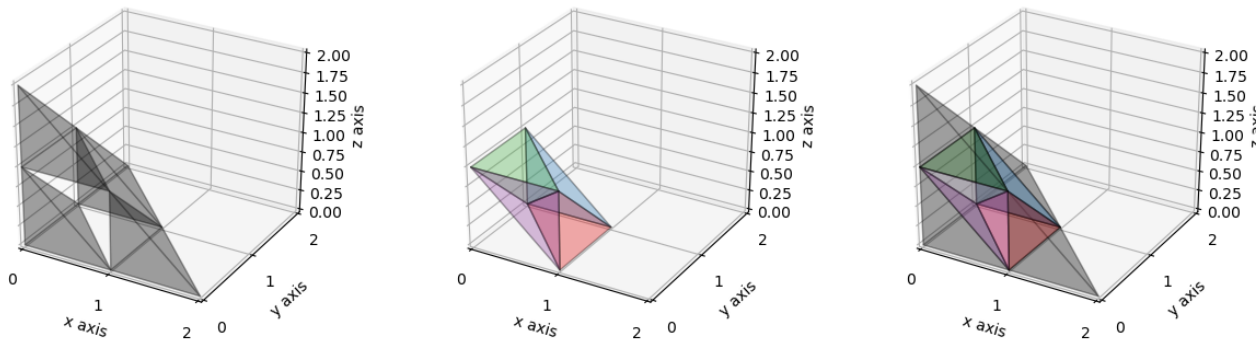


Figure 3: P_2 subdivision.

The P_3 element and the suggestion of extension to arbitrary order

The construction of the upright tetrahedra follow from the P_2 cells 4.

At level $i = N$, $N(N + 1)/2$ upright tetrahedra are added

```

for  $k \leftarrow 0, i - 1$  do
  for  $j \leftarrow 0, i - k - 1$  do
    New subtet  $\leftarrow \{ h_{j,k}^{i-1}, h_{j,k'}^i, h_{j+1,k'}^i, h_{j,k+1}^i \}$ 
  end for
end for
    
```

To fill the holes, $2N(N - 1)$ tetrahedra are added to each

```

for  $k \leftarrow 0, i - 2$  do
  for  $j \leftarrow 1, i - k - 1$  do
    New subtet  $\leftarrow \{ h_{j-1,k'}^{i-1}, h_{j,k+1'}^i, h_{j,k}^{i-1}, h_{j,k}^i \}$ 
    New subtet  $\leftarrow \{ h_{j-1,k'}^{i-1}, h_{j,k+1'}^i, h_{j,k}^{i-1}, h_{j-1,k+1}^{i-1} \}$ 
    New subtet  $\leftarrow \{ h_{j-1,k'}^{i-1}, h_{j,k+1'}^i, h_{j-1,k+1'}^i, h_{j-1,k+1}^{i-1} \}$ 
    New subtet  $\leftarrow \{ h_{j-1,k'}^{i-1}, h_{j,k+1'}^i, h_{j-1,k+1'}^i, h_{j,k}^i \}$ 
  end for
end for
    
```

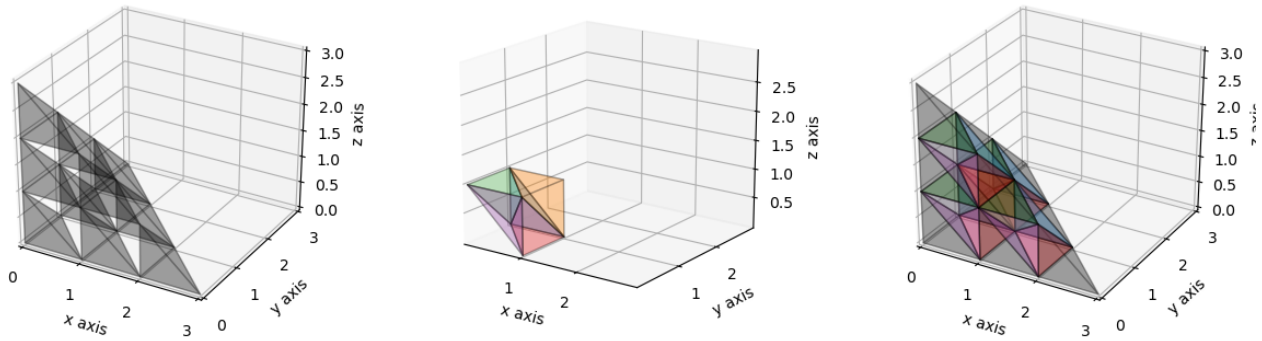


Figure 4: P_3 subdivision with innermost gap shown in the center image.

The P_4 element and extension to arbitrary order

The above misses one sub-tetrahedron construction present at orders P_3 and above, where the face $\{h_{j+1,k'}^{i-1}, h_{j,k+1}^{i-1}, h_{j+1,k+1}^i\}$ is on the exterior slanted face for $N < 3$ but is interior at $N \geq 3$. Examining the construction of the 3rd base level with the above algorithm leads to a missing chunk for the interior cell subdivision where for $i \geq 3$ corresponding to

```

for  $k \leftarrow 0, i - 3$  do
  for  $j \leftarrow 0, i - k - 3$  do
    New subtet  $\leftarrow \{ h_{j+1,k'}^{i-1}, h_{j+1,k+1}^{i-1}, h_{j,k+1}^{i-1}, h_{j+1,k+1}^i \}$ 
  end for
end for
    
```

after which the pattern repeats for all N .

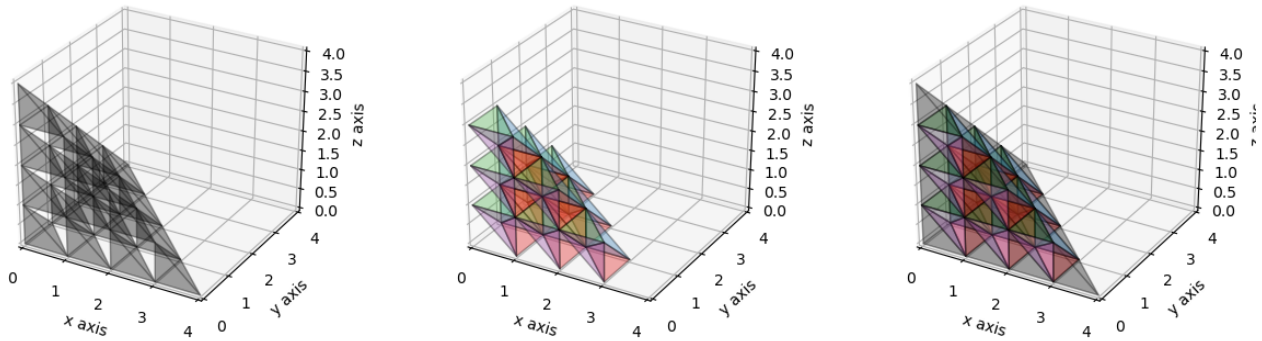


Figure 5: P_4 subdivision.

The author would like to thank László Németh for helpful discussions of this problem.

References

- [1] László Németh. Tetrahedron trinomial coefficient transform. *Integers*, 19, 2019.
- [2] Burkard Polster. Mathologer on youtube: Visualising irrationality with triangular squares.
- [3] Burkard Polster. *QED: Beauty in mathematical proof*. Bloomsbury Publishing USA, 2004.
- [4] Evan VanderZee, Anil N Hirani, and Damrong Guoy. Triangulation of simple 3d shapes with well-centered tetrahedra. In *Proceedings of the 17th international meshing roundtable*, pages 19–35. Springer, 2008.
- [5] Shangyou Zhang et al. Successive subdivisions of tetrahedra and multigrid methods on tetrahedral meshes. *Houston J. Math*, 21(3):541–556, 1995.