

# Simultaneously Transmitting and Reflecting Reconfigurable Intelligent Surface Assisted NOMA Networks

Xinwei Yue, *Member, IEEE*, Jin Xie, Yuanwei Liu, *Senior IEEE*, Zhihao Han, Rongke Liu, *Senior IEEE* and Zhiguo Ding, *Fellow, IEEE*

**Abstract**—Simultaneously transmitting/refracting and reflecting reconfigurable intelligent surface (STAR-RIS) has been introduced to achieve full coverage area. This paper investigate the performance of STAR-RIS assisted non-orthogonal multiple access (NOMA) networks over Rician fading channels, where the incidence signals sent by base station are reflected and transmitted to the nearby user and distant user, respectively. To evaluate the performance of STAR-RIS-NOMA networks, we derive new exact and asymptotic expressions of outage probability and ergodic rate for a pair of users, in which the imperfect successive interference cancellation (ipSIC) and perfect SIC (pSIC) schemes are taken into consideration. Based on the approximated results, the diversity orders of *zero* and  $\frac{\mu_n^2 K}{2\Omega_n} + 1$  are achieved for the nearby user with ipSIC/pSIC, while the diversity order of distant user is equal to  $\frac{\mu_n^2 K}{2\Omega_n}$ . The high signal-to-noise ratio (SNR) slopes of ergodic rates for nearby user with pSIC and distant user are equal to *one* and *zero*, respectively. In addition, the system throughput of STAR-RIS-NOMA is discussed in delay-limited and delay-tolerant modes. Simulation results are provided to verify the accuracy of the theoretical analyses and demonstrate that: 1) The outage probability of STAR-RIS-NOMA outperforms that of STAR-RIS assisted orthogonal multiple access (OMA) and conventional cooperative communication systems; 2) With the increasing of configurable elements  $K$  and Rician factor  $\kappa$ , the STAR-RIS-NOMA networks are capable of attaining the enhanced performance; and 3) The ergodic rates of STAR-RIS-NOMA are superior to that of STAR-RIS-OMA.

**Index terms**— Non-orthogonal multiple access, reconfigurable Intelligent surface, simultaneous transmitting and reflecting, outage probability, ergodic rate

## I. INTRODUCTION

With the commercial deployment of the fifth-generation (5G) communication systems, the key technologies of physical layer have begun to be pre-researched for sixth-generation (6G) communication networks. Compared with 5G systems,

X. Yue and J. Xie are with the Key Laboratory of Modern Measurement & Control Technology, Ministry of Education and also with the School of Information and Communication Engineering, Beijing Information Science and Technology University, Beijing 100101, China (email: {xinwei.yue, jin.xie}@bistu.edu.cn).

Y. Liu is with the School of Electronic Engineering and Computer Science, Queen Mary University of London, London E1 4NS, U.K. (email: yuanwei.liu@qmul.ac.uk).

Z. Han and R. Liu are with the School of Electronic and Information Engineering, Beihang University, Beijing 100191, China (email: {hzh\_95, rongke\_liu}@buaa.edu.cn).

Z. Ding is with the Department of Electrical Engineering, Princeton University, Princeton, USA and also with the School of Electrical and Electronic Engineering, the University of Manchester, Manchester, U.K (email: zhiguo.ding@manchester.ac.uk).

the aims of 6G networks are to meet the requirements of dynamical businesses and provide the enhanced spectral/energy efficiency, global coverage and better intelligence levels, etc [1]. Non-orthogonal multiple access (NOMA) with the characteristics of high spectrum efficiency and supporting giant connections has been viewed as a promising multiple access candidate for 6G networks [2]. As clearly expressed that the NOMA scheme has ability to achieve the boundary of capacity region and better fairness with respect to orthogonal multiple access (OMA) [3, 4], where both superposition coding and successive interference cancellation (SIC) are employed at the transmitters and receivers, respectively.

Integrating NOMA with other physical layer techniques have been discussed extensively based on different application scenarios and requirements [5, 6]. The concept of cooperative NOMA communications was proposed in [7], where the users with better conditions are selected as relays to guarantee the service quality of cell edge users. Furthermore, the authors of [8, 9] investigated the performance of full/half-duplex (FD/HD) cooperative NOMA systems in terms of outage probability and ergodic rate. With the emphasis on secure communications, the security performance of NOMA networks was evaluated in [10], where the internal and external eavesdropping scenarios are examined carefully. Applying NOMA to random access, the author in [11] pointed out that the NOMA based grant-free scheme can potentially support giant connectivity by considering latency and reliability. Additionally, the NOMA assisted semi-grant-free transmission scheme was analyzed in [12], which is regarded as a compromise between grant-free transmission and grant based schemes. To enhance the spectrum usage of an unmanned aerial vehicle (UAV), the authors of [13] surveyed the performance of coverage probability and achievable rate for UAV-enabled NOMA communications. In [14], the authors introduced the use of NOMA to satellite networks and evaluated the outage behaviors of terrestrial users with order statistics. Recently, the backscatter communications aided NOMA networks were studied in [15], which has the ability to effectively support ultra-massive machine type scenarios.

Simultaneously transmitting/refracting and reflecting reconfigurable intelligent surface (STAR-RIS) has given rise to heated discussions in the academia and industry communities [16–18]. The pivotal thought of STAR-RIS is to refract and reflect incident signals towards the users on the same side and opposite side of source, respectively. From the perspectives

of hardware and system design, the authors of [16] introduced the fundamental signal model of STAR-RIS, where the practical protocols of energy splitting, mode switching and time switching are proposed carefully. On the basis of these, the authors in [17] compared the differences between the conventional reflective-only RIS and STAR-RIS. To meet diverse requirements, the authors of [18] studied the system capacity of three types of RIS i.e., reflective, transmissive and hybrid types. In [19], the authors focused emphases on active, transmitter and transmissive-reflective types of RIS by evaluating their advantages and weaknesses relative to reflective RIS designs. As a further advance, the related works on RIS and RIS-NOMA are surveyed exhaustively in the following two paragraphs.

1) *Related works on RIS*: The RIS-assisted wireless communications have sparked a lot of attention [20–22]. In [23], the authors researched the channel performance of RIS-assisted networks by categorizing the RIS illuminated space. With the goal of maximizing energy efficiency, the authors of [24] introduced the low complexity approaches by jointly designing both the transmit power allocation and phase shifts of reflecting elements. In [25], a statistical descriptions of outage probability, ergodic rate and symbol error rate were outlined for RIS-assisted wireless communications over Rayleigh fading channels. Under Nakagami- $m$  channels conditions, the authors of [26] analyzed the performance of coverage probability for RIS-assisted communication systems by exploiting moment generation functions. To shed light on the impact of the line-of-sight (LoS) component, the authors in [27, 28] evaluated the outage performance, ergodic capacity and average symbol error probability of RIS-assisted wireless works over Rician fading channels. Except the above contributions, several application scenarios i.e., applying RIS to massive device-to-device communications and facilitating simultaneous wireless and power transfer were highlighted in [29]. Two-way communications between users aided by RIS were surveyed in [30], where the reciprocal or non-reciprocal channels are taken into account. From the viewpoint of security, the authors of [31] studied the secrecy outage behaviors and average secrecy capacity of RIS-assisted networks by using stochastic geometry.

2) *Related works on RIS-NOMA*: Until now, the RIS-assisted NOMA networks have been discussed from the perspective of the performance analyses [32–34]. A simple design of RIS-NOMA transmission scheme was proposed in [32], where the increasing number of reflection elements can effectively reduce the outage probability. Inspired by this work, the authors of [33] investigated the outage probability, ergodic rate and energy efficiency of RIS-NOMA with perfect SIC (pSIC) and imperfect SIC (ipSIC). In [34], the impact of coherent/random phase shifting on the outage performance was examined for RIS-NOMA networks. As a further advance, the outage probability and ergodic rate of prioritized user for RIS-NOMA were studied in [35] by designing the passive beamforming weights. Given the users' rate, the authors of [36, 37] surveyed the transmit power minimization problems with discrete phase shifts for RIS-aided NOMA and OMA. Aims to mitigate the transmission interference, the authors made the

use of a novel NOMA solution with RIS partitioning [38], where the fairness among users can be maximized in detail. In [39, 40], the pairwise error probability and phase shift designing for RIS-NOMA networks were investigated by employing the ipSIC and group-based SIC schemes. According to whether there is a direct link between the base station (BS) and users, the authors of [41] analyzed the outage behaviors of multiple RISs-assisted NOMA networks with discrete phase shifting. In [42, 43], the coverage probability and power allocation of RIS-aided multi-cell NOMA networks was studied by invoking stochastic geometry theory. Furthermore, the ergodic rate performance of RIS-aided uplink and downlink NOMA networks was surveyed in [44], which revealed the superiority of the RIS over full-duplex decode-and-forward (DF) relaying.

#### A. Motivation and Contributions

As previously mentioned above, the existing contributions assume RIS to be operated in the reflection mode, where the destination is only located on the same side of source. However, the STAR-RIS can refract and reflect the incident signals to the users located at different sides of the surface, which is capable of supplying the full-space coverage of smart radio environments. To broaden the applications of STAR-RIS, the authors in [45] investigated the coverage performance of STAR-RIS assisted downlink NOMA networks over composite small-scale fading channels. In addition, the outage probability of STAR-RIS-NOMA was analyzed in [46] by exploiting the central limit model. To the best of our knowledge, the performance of STAR-RIS-NOMA with ipSIC/pSIC over Rician fading channels is not researched yet. More specifically, we investigate the performance of a pair of users i.e., the nearby user  $n$  and distant user  $m$  for STAR-RIS-NOMA networks in terms of outage probability and ergodic rate. The direct communication link from the BS to nearby user are taken into account in detail. Additionally, the outage probability and ergodic rate of STAR-RIS-NOMA are also evaluated seriously. According to the aforementioned explanations, the primary contributions of this manuscript are summarized as follows:

- 1) We derive the closed-form and asymptotic expressions of outage probability for user  $n$  with ipSIC/pSIC and user  $m$  over Rician fading channels. Based on the approximated results, we obtain the diversity orders of user  $n$  with ipSIC/pSIC and user  $m$  over Rician fading channels. We observe that the diversity orders of user  $n$  with pSIC and user  $m$  are related to the configure elements and Rician factors. We also derive the closed-form expressions of outage probability for STAR-RIS-NOMA.
- 2) We compare the outage behaviors of user  $n$  with ipSIC/pSIC and user  $m$  for STAR-RIS-NOMA with STAR-RIS-NOMA. We further confirm that the outage probability of STAR-RIS-NOMA with pSIC is superior to that of STAR-RIS-NOMA and conventional cooperative communication systems. As the reconfigurable elements  $K$  and Rician factor  $\kappa$  increases, the STAR-RIS-NOMA networks is able to achieve the enhanced outage performance.

- 3) We derive the exact and asymptotic expressions of ergodic rate for user  $n$  with pSIC and user  $m$  in STAR-RIS-NOMA networks. An upper bound for ergodic rate of user  $n$  with pSIC is provided to approximate the exact expression. Based on analytical results, the high SNR slopes of ergodic rate for user  $n$  and user  $m$  are achieved. We confirm that the ergodic rate of STAR-RIS-NOMA is superior to that of STAR-RIS-OMA.
- 4) We evaluate the system throughput of STAR-RIS-NOMA networks in both delay-limited and delay-tolerant modes. In delay-limited mode, the system throughput of STAR-RIS-NOMA with pSIC are superior to that of STAR-RIS-OMA and conventional cooperative communication systems at high SNRs. In delay-tolerant mode, the system throughput of STAR-RIS-NOMA networks with pSIC outperforms that of STAR-RIS-NOMA with ipSIC and STAR-RIS-OMA.

### B. Organization and Notations

The remainder of this paper is organized as follows. In Section II, the system model of STAR-RIS-NOMA networks is introduced. The outage behaviors of STAR-RIS-NOMA are evaluated in Section III. More specially, the closed-form expressions of outage probability for user  $n$  and user  $m$  are provided. The ergodic rate of user  $n$  and user  $m$  is evaluated in Section IV. Simulation results and discusses are presented in Section V, followed by concluding commentaries in Section VI. The proofs of mathematics are collected in the Appendix.

The main notations in this paper used are shown as follows. The probability density function (PDF) and cumulative distribution function (CDF) of a random variable  $X$  are denoted by  $f_X(\cdot)$  and  $F_X(\cdot)$ , respectively;  $\mathbb{E}\{\cdot\}$  and  $\mathbb{D}\{\cdot\}$  denotes the expectation and variance operations, respectively; The superscript  $(\cdot)^H$  stands for conjugate-transpose operation.

## II. SYSTEM MODEL

We consider a STAR-RIS assisted downlink NOMA network as shown in Fig. 1, where the superposed signals are reflected and transmitted to a pair of types' non-orthogonal users, i.e., the nearby user  $n$  and distant user  $m$  simultaneously. Due to the serious blockage and complicated wireless environment, we assume that the link from the BS to user  $m$  is not available or even fall into complete outage status. More specifically, the user  $n$  is on the side of base station (BS) in comparison to STAR-RIS, which has ability to receive both the signal from the BS and signal reflected by SRAR-IRS. The user  $m$  is located on the other side of STAR-RIS, which has only ability to receive the signals transmitted by STAR-RIS. The BS and users are equipped with single antenna, and the STAR-RIS consists of  $2K$  configurable elements. We assume that the STAR-RIS elements are divided into two groups, where the first group of STAR-RIS elements are employed to fully reflect signals for reflecting links and the other group of STAR-RIS elements carries out the full refraction mode in the transmitting links. In actual,  $K$  elements are exploited for the reflecting links and the remaining elements are used for transmitting links. We denote the complex channel

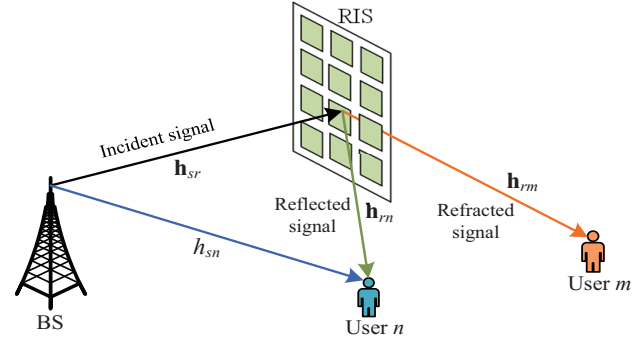


Fig. 1: System model of STAR-RIS assisted NOMA networks.

coefficients from the BS to user  $n$ , from BS to STAR-RIS, and then from STAR-RIS to user  $\varphi$  by  $h_{sn}$ ,  $\mathbf{h}_{sr} \in \mathbb{C}^{K \times 1}$  and  $\mathbf{h}_{r\varphi} \in \mathbb{C}^{K \times 1}$  with  $\varphi \in (m, n)$ , respectively. The wireless communication links for STAR-RIS network are modeled as the Rician fading channels. The effective cascade channel gains from the BS to STAR-RIS, and then to user  $n$  and user  $m$  can be written as  $\mathbf{h}_{rn}^H \Theta_R \mathbf{h}_{sr}$  and  $\mathbf{h}_{rm}^H \Theta_T \mathbf{h}_{sr}$ , respectively, where  $\Theta_R = \text{diag}(\sqrt{\beta_1^r} e^{j\theta_1^r}, \dots, \sqrt{\beta_k^r} e^{j\theta_k^r}, \dots, \sqrt{\beta_K^r} e^{j\theta_K^r})$  and  $\Theta_T = \text{diag}(\sqrt{\beta_1^t} e^{j\theta_1^t}, \dots, \sqrt{\beta_k^t} e^{j\theta_k^t}, \dots, \sqrt{\beta_K^t} e^{j\theta_K^t})$  denote the reflecting and transmitting phase shifting matrixes of the STAR-RIS, respectively.  $\sqrt{\beta_k^r}, \sqrt{\beta_k^t} \in [0, 1]$  and  $\theta_k^r, \theta_k^t \in [0, 2\pi)$  denote the energy coefficient and phase shift of the  $k$ -th element for reflecting and transmitting responses, respectively. Applying mode switching protocol stated in [16], the  $K$  configurable elements for reflecting links, we have  $\beta_k^r = 1$  and  $\beta_k^t = 0$ , while for the remaining  $K$  elements for transmitting links, we have  $\beta_k^r = 0$  and  $\beta_k^t = 1$ . To support the requirements of diverse scenarios, the elements of STAR-RIS can be operated in full transmission mode or full reflection mode by adjusting the amplitude coefficients for transmission and reflection, which can be seen as the special case of STAR-RIS. For full reflection mode, each elements only reflect the incident signals from BS due to the copper backplane. On the contrary, the incident signals only penetrate the elements without the copper backplane for full transmission mode. Since the channel estimation and feedback process are not the consideration of this manuscript, we assume that perfect channel state information (CSI) at the BS and perfect feedback information to the STAR-RIS can be achieved carefully. More details regarding the channel estimation of RIS can be found in [47, 48].

### A. Signal Model

Accord to the principle of superposition coding [3], the BS broadcasts the superposed signals to a pair of users by the virtue of STAR-RIS. In addition to receiving the signal from the BS, user  $n$  also receives the signal reflected from the STAR-RIS. At this moment, the observation at user  $n$  can be written as

$$y_n = (h_{sn} + \mathbf{h}_{rn}^H \Theta_R \mathbf{h}_{sr}) \left( \sqrt{a_n P_s} x_n + \sqrt{a_m P_s} x_m \right) + \tilde{n}_n, \quad (1)$$

where  $x_\varphi$  denotes the unity power signal for user  $\varphi$ . The corresponding power allocation factors  $a_n$  and  $a_m$  satisfy the relationship  $a_n \leq a_m$  with  $a_n + a_m = 1$ , which is for the viewpoint of user fairness. It is worth noting that the fixed power allocations among users are taken into consideration for STAR-RIS NOMA networks.  $P_s$  denotes the normalized transmission power at BS.  $\tilde{n}_n$  is the additive white Gaussian noise (AWGN) with mean power  $N_0$  at user  $n$ . Let  $h_{sn} = \sqrt{\alpha_{sn}} \left( \sqrt{\frac{\kappa}{\kappa+1}} + \sqrt{\frac{1}{\kappa+1}} \tilde{h}_{sn} \right)$  denotes the channel coefficient from the BS to user  $n$  and  $\tilde{h}_{sn} \sim \mathcal{CN}(0, 1)$ , where  $\alpha_{sn} = \eta d_{sn}^{-\alpha}$  and  $d_{sn}$  is the distance from BS to user  $n$ .  $\alpha$  and  $\eta$  are the path loss exponent and frequency dependent factor, respectively. The Rician factor is denoted by  $\kappa$  and when  $\kappa$  is set to zero, the corresponding Rician fading channel will be reduced into the Rayleigh fading channels. When  $\kappa$  tends to infinity, the corresponding channel only exist the fixed line of sight component. Denoting  $\mathbf{h}_{sr} = [h_{sr}^1 \cdots h_{sr}^k \cdots h_{sr}^K]^H$  and  $\mathbf{h}_{rn} = [h_{rn}^1 \cdots h_{rn}^k \cdots h_{rn}^K]^H$ , where  $h_{sr}^k = \sqrt{\alpha_{sr}^k} \left( \sqrt{\frac{\kappa}{\kappa+1}} + \sqrt{\frac{1}{\kappa+1}} \tilde{h}_{sr}^k \right)$  and  $h_{rn}^k = \sqrt{\alpha_{rn}^k} \left( \sqrt{\frac{\kappa}{\kappa+1}} + \sqrt{\frac{1}{\kappa+1}} \tilde{h}_{rn}^k \right)$  are the channel coefficients from BS to the  $k$ -th reflecting element of STAR-RIS, and then from the  $k$ -th reflecting element to user  $n$ , respectively. Define  $\alpha_{sr}^k = \eta d_{sr}^{-\alpha}$ ,  $\alpha_{rn}^k = \eta d_{rn}^{-\alpha}$ ,  $d_{sr}$  and  $d_{rn}$  denote the distances from the BS to STAR-RIS, and then to user  $n$ . The fading gains  $\tilde{h}_{sr}^k$  and  $\tilde{h}_{rn}^k$  are complex Gaussian distributed with zero mean and unit variance, i.e.,  $\tilde{h}_{sr}^k \sim \mathcal{CN}(0, 1)$  and  $\tilde{h}_{rn}^k \sim \mathcal{CN}(0, 1)$ .

For user  $m$ , it does not receive the signal from the BS and only receive the signal transmitted by STAR-IRS, which can be given by

$$y_m = \mathbf{h}_{rm}^H \Theta_T \mathbf{h}_{sr} \left( \sqrt{a_n P_s} x_n + \sqrt{a_m P_s} x_m \right) + \tilde{n}_m, \quad (2)$$

where  $\mathbf{h}_{rm} = [h_{rm}^1 \cdots h_{rm}^k \cdots h_{rm}^K]^H$  and  $h_{rm}^k = \sqrt{\alpha_{rm}^k} \left( \sqrt{\frac{\kappa}{\kappa+1}} + \sqrt{\frac{1}{\kappa+1}} \tilde{h}_{rm}^k \right)$  denotes the channel coefficient from the  $k$ -th reflecting element of STAR-RIS to user  $m$  with  $\tilde{h}_{rm}^k \sim \mathcal{CN}(0, 1)$ .  $\tilde{n}_m$  is AWGN with mean power  $N_0$  at user  $m$ .

In addition, user  $n$  is on the side of BS relative to STAR-RIS, which performs SIC to first detect the signal  $x_m$  of user  $m$ , then proceeding to subtract it and decode its signal. Hence the corresponding signal-plus-interference-to-noise ratio (SINR) can be given by

$$\gamma_{n \rightarrow m} = \frac{|h_{sn} + \mathbf{h}_{rn}^H \Theta_R \mathbf{h}_{sr}|^2 \rho a_m}{|h_{sn} + \mathbf{h}_{rn}^H \Theta_R \mathbf{h}_{sr}|^2 \rho a_n + \varpi |h_I|^2 \rho + 1}, \quad (3)$$

where  $\rho = \frac{P_s}{N_0}$  denotes the transmit SNR.  $h_I \sim \mathcal{CN}(0, \Omega_I)$  denotes the residual interference from ipSIC. More specifically,  $\varpi = 0$  and  $\varpi = 1$  denote the pSIC and ipSIC operations, respectively. After applying SIC technology, the SINR of user  $n$ , who needs to decode the information of itself is given by

$$\gamma_n = \frac{|h_{sn} + \mathbf{h}_{rn}^H \Theta_R \mathbf{h}_{sr}|^2 \rho a_n}{\varpi |h_I|^2 \rho + 1}. \quad (4)$$

The SINR of user  $m$  to decode its the information by treating the signal  $x_n$  of user  $n$  can be given by

$$\gamma_m = \frac{|\mathbf{h}_{rm}^H \Theta_T \mathbf{h}_{sr}|^2 \rho a_m}{|\mathbf{h}_{rn}^H \Theta_T \mathbf{h}_{sr}|^2 \rho a_n + 1}. \quad (5)$$

### B. STAR-RIS-OMA

In this subsection, the STAR-RIS-OMA scheme is selected as one of a baseline for the purpose of comparison, where the RIS is deployed to assist the BS to send the information to user  $n$  and user  $m$ . On the condition of the above assumptions, the detecting SNR of user  $n$  and user  $m$  for STAR-RIS-OMA can be given by

$$\gamma_n^{OMA} = |h_{sn} + \mathbf{h}_{rn}^H \Theta_R \mathbf{h}_{sr}|^2 \rho, \quad (6)$$

and

$$\gamma_m^{OMA} = |\mathbf{h}_{rm}^H \Theta_T \mathbf{h}_{sr}|^2 \rho, \quad (7)$$

respectively.

### C. Channel Statistical Properties

In this subsection, the channel statistical properties of Rician and cascade Rician channels are provided, which will be employed to evaluate outage behaviors for STAR-RIS-NOMA networks in the following sections.

In light of the above discussions, the channel coefficient i.e.,  $h_{sn}$  from the BS to user  $n$  follows Rician distribution, where the PDF and CDF of  $|h_{sn}|$  can be given by

$$f_{|h_{sn}|}(x) = \frac{2x(\kappa+1)}{\alpha_{sn} e^\kappa} e^{-\frac{x^2(\kappa+1)}{\alpha_{sn}}} K_0 \left( 2y \sqrt{\frac{\kappa(\kappa+1)}{\alpha_{sn}}} \right), \quad (8)$$

and

$$F_{|h_{sn}|}(x) = 1 - Q \left( \sqrt{2\kappa}, y \sqrt{\frac{2(\kappa+1)}{\alpha_{sn}}} \right), \quad (9)$$

respectively, where  $K_0(\cdot)$  is the modified Bessel function of the first kind with order *zero* and  $Q(a, b) = \int_b^\infty x e^{-\frac{x^2+a^2}{2}} K_0(ax) dx$  denotes the generalized Marcum Q-function [49, 50].

Until now, two types of phase shifting designs, i.e., coherent phase shifting and random phase shifting are taken into account [33, 34]. In coherent phase shifting scheme, the phase shift of each reflecting and transmitting element is matched with the phases of its incoming and outgoing fading channels<sup>1</sup>, where the superior performance of STAR-RIS-NOMA networks can be attained carefully. Therefore the coherent phase shifting scheme is selected to deal with the cascade Rician channels. As a further development, the PDF of cascade Rician fading channels from the BS to the  $k$ -th

<sup>1</sup>It is worth pointing out that the coherent phase shifting needs to carry out the perfect phase adjustment, while the random phase shifting belongs to sub-optimal scheme can avoid the requirement of perfect phase adjustment and reduce the system overhead.

transmitting and reflecting element, and then to user  $\varphi$ , i.e.,  $f|_{h_{sr}^k, h_{r\varphi}^k}$  can be given by [51]

$$f|_{h_{sr}^k, h_{r\varphi}^k}(x) = \frac{1}{\sqrt{\alpha_{sr}\alpha_{r\varphi}}} \sum_{i=0}^{\infty} \sum_{j=0}^{\infty} \frac{4x^{i+l+1}(\kappa+1)^{i+j+2} \kappa^{i+j}}{(i!)^2 (j!)^2 e^{2\kappa}} \times (\alpha_{sr}\alpha_{r\varphi})^{-\frac{i+l+1}{2}} K_{i-j} \left[ \frac{2x(\kappa+1)}{\sqrt{\alpha_{sr}\alpha_{r\varphi}}} \right], \quad (10)$$

where  $K_v(\cdot)$  is the modified Bessel function of the second kind with order  $v$  [52, Eq. (8.432)]. For notational simplicity, we denote  $X_k = |h_{sr}^k h_{r\varphi}^k|$ . It can be observed that the mean  $\mu_\varphi$  and variance  $\Omega_\varphi$  of  $X_k$  can be given by

$$\mu_\varphi = \mathbb{E}(X_k) = \frac{\pi \sqrt{\alpha_{sr}\alpha_{r\varphi}}}{4(\kappa+1)} \left[ L_{\frac{1}{2}}(-\kappa) \right]^2, \quad (11)$$

and

$$\Omega_\varphi = \mathbb{D}(X_k) = \alpha_{sr}\alpha_{r\varphi} \left\{ 1 - \frac{\pi^2}{16(1+\kappa)^2} \left[ L_{\frac{1}{2}}(-\kappa) \right]^4 \right\}, \quad (12)$$

respectively, where  $L_{\frac{1}{2}}(\cdot)$  is the Laguerre polynomial and  $L_{\frac{1}{2}}(\kappa) = e^{\frac{1}{2}} \left[ (1-\kappa) K_0\left(-\frac{\kappa}{2}\right) - \kappa K_1\left(-\frac{\kappa}{2}\right) \right]$ .

### III. OUTAGE PROBABILITY

In this section, the performance of STAR-RIS-NOMA networks is investigated in terms of outage behaviors, where the exact and asymptotic expressions of outage probability for user  $n$  with ipSIC/pSIC and user  $m$  are derived in detail. Based on these asymptotic expressions, we further provide the diversity orders of user  $n$  with ipSIC/pSIC and user  $m$ , respectively.

#### A. The Outage Probability of User $n$

For the nearby user  $n$ , the SIC scheme is carried out to first detect the information of distant user  $m$ , and then decode its own signal. Hence the outage occurs when user  $n$  cannot detect both the signals  $x_m$  and  $x_n$  successfully. With the help of complement events, the outage probability of user  $n$  for STAR-RIS-NOMA networks can be approximated as

$$P_n = 1 - \Pr(\gamma_{n \rightarrow m} > \gamma_{th_m}, \gamma_n > \gamma_{th_n}), \quad (13)$$

where  $\gamma_{th_n} = 2^{R_n} - 1$  and  $\gamma_{th_m} = 2^{R_m} - 1$  denote the target SNRs of user  $n$  and user  $m$  with detecting the signals  $x_n$  and  $x_m$ , respectively.  $R_n$  and  $R_m$  denotes the corresponding target rates. As a further advance, the outage probability of user  $n$  with ipSIC can be provided in the following theorem.

**Theorem 1.** *Under Rician fading channels, the closed-form expression for outage probability of user  $n$  with ipSIC for STAR-IRS-NOMA networks is given by*

$$P_{n,ipSIC} \approx \Phi \sum_{p=1}^P \sum_{u=1}^U H_p b_u \chi^{\varphi_n+1} (x_u+1)^{\varphi_n} e^{-\frac{(x_u+1)\chi}{2\phi_n}} \times \left\{ 1 - Q \left( \sqrt{2\kappa}, \left[ \chi - \frac{(x_u+1)\chi}{2} \right] \sqrt{\frac{2(\kappa+1)}{\alpha_{sn}}} \right) \right\}, \quad (14)$$

where  $\varpi = 1$ ,  $\xi \triangleq \max(\tau, \beta)$ ,  $\tau = \frac{\gamma_{th_m}}{\rho(a_m - \gamma_{th_m} a_n)}$  with the relationship  $a_m > \gamma_{th_m} a_n$ ,  $\beta = \frac{\gamma_{th_n}}{a_n \rho}$ ,  $b_u = \frac{\pi}{2U} \sqrt{1-x_u^2}$ ,  $x_u = \cos\left(\frac{2u-1}{2U}\pi\right)$ ,  $\Phi = \frac{1}{2^\varphi \phi^{\varphi+1} \Gamma(\varphi+1)}$ ,  $\chi = \sqrt{\xi(\varpi x_p \Omega_{LIP} + 1)}$ ,  $\varphi_n = \frac{\mu_n^2 K}{\Omega_n} - 1$ ,  $\phi_n = \frac{\Omega_n}{\mu_n}$ ,  $\mu_n = \frac{\pi \sqrt{\alpha_{sr}\alpha_{rn}}}{4(\kappa+1)} \left[ L_{\frac{1}{2}}(-\kappa) \right]^2$ ,  $\Omega_n = \alpha_{sr}\alpha_{rn} \left\{ 1 - \frac{\pi^2}{16(1+\kappa)^2} \left[ L_{\frac{1}{2}}(-\kappa) \right]^4 \right\}$  and  $\Gamma(\cdot)$  denotes the gamma function [52, Eq. (8.310.1)].  $x_p$  and  $H_p$  are the abscissas and weight of Gauss-Laguerre quadrature, respectively. In particular,  $x_p$  is the  $p$ -th zero point of Laguerre polynomial  $L_P(x_p)$  and the  $p$ -th weight can be expressed as  $H_p = \frac{(P!)^2 x_p}{[L_{P+1}(x_p)]^2}$ . In addition,  $P$  and  $U$  are the parameters to guarantee a complexity-accuracy tradeoff.

*Proof.* See Appendix A.  $\square$

**Corollary 1.** *For the special case with  $\varpi = 0$ , the closed-form expression for outage probability of user  $n$  with pSIC for STAR-IRS-NOMA networks is given by*

$$P_{n,pSIC} \approx \sum_{u=1}^U \frac{\xi(\kappa+1) b_u (x_u+1)^{-\frac{\xi(\kappa+1)(x_u+1)^2}{4\alpha_{sn}}}}{\alpha_{sn} e^{\kappa} \Gamma(\varphi_n+1)} e \times K_0 \left( (x_u+1) \sqrt{\frac{\xi \kappa (\kappa+1)}{\alpha_{sn}}} \right) \gamma \left( \varphi_n+1, \frac{(1-x_u) \sqrt{\xi}}{2\phi_n} \right). \quad (15)$$

*Proof.* Upon substituting  $\varpi = 0$  into (A.2) and applying similar processes, the outage probability of user  $n$  with pSIC can be written as

$$P_{n,pSIC} = \frac{2(\kappa+1)}{\Gamma(\varphi_n+1) \alpha_{sn} e^{\kappa}} \int_0^{\sqrt{\xi}} x e^{-(\kappa+1) \frac{x^2}{\alpha_{sn}}} \times K_0 \left( 2x \sqrt{\frac{\kappa(\kappa+1)}{\alpha_{sn}}} \right) \gamma \left( \varphi_n+1, \frac{\sqrt{\xi}-x}{\phi_n} \right) dx. \quad (16)$$

By further applying Gaussian-Chebyshev quadrature into the above integral expression, we can obtain (15). The proof is completed.  $\square$

#### B. The Outage Probability of User $m$

According to the NOMA protocol, if the distant user  $m$  cannot detect the refracting signal  $x_m$ , the outage will happen. The corresponding outage probability can be written as

$$P_m = \Pr(\gamma_m < \gamma_{th_m}). \quad (17)$$

**Theorem 2.** *Under Rician fading channels, the exact expression for outage probability of user  $m$  for STAR-IRS-NOMA networks is given by*

$$P_m = \left[ \Gamma \left( \frac{K \mu_m^2}{\Omega_m} \right) \right]^{-1} \gamma \left( \frac{K \mu_m^2}{\Omega_m}, \frac{\mu_m \sqrt{\tau}}{\Omega_m} \right), \quad (18)$$

where  $\mu_m = \frac{\pi \sqrt{\alpha_{sr}\alpha_{rm}}}{4\kappa+1} \left[ L_{\frac{1}{2}}(-\kappa) \right]^2$ ,  $\Omega_m = \alpha_{sr}\alpha_{rm} \left\{ 1 - \frac{\pi^2}{16(\kappa+1)^2} \left[ L_{\frac{1}{2}}(\kappa) \right]^4 \right\}$  and  $\gamma(a, x) =$

$\int_0^x t^{a-1} e^{-t} dt$  is the lower incomplete Gamma function [52, Eq. (8.350.1)].

*Proof.* See Appendix B.  $\square$

**Proposition 1.** *Based on above analyses, the system outage probability of STAR-RIS-NOMA with ipSIC/pSIC over Rician fading channels is given by*

$$P_{NOMA,\Lambda}^{STAR-RIS} = 1 - (1 - P_{n,\Lambda})(1 - P_m), \quad (19)$$

where  $\Lambda \in (ipSIC, pSIC)$ .  $P_{n,ipSIC}$ ,  $P_{n,pSIC}$  and  $P_m$  can be obtained from (14), (15) and (18), respectively.

### C. The Outage Probability of STAR-RIS-OMA

For STAR-RIS-OMA networks, the entire communication process includes two time slots. In the first time slot, the BS sends the information  $x_n$  through RIS to reflect to user  $n$ , and the BS sends  $x_m$  to transmit to user  $m$  via the assistance of RIS in the second slot. At this moment, an outage is defined as the probability that the instantaneous SNR i.e.,  $\gamma_\varphi^{OMA}$  falls below a threshold SNR. Hence the outage probability of user  $n$  and user  $m$  for STAR-RIS-OMA can be expressed as

$$P_\varphi^{OMA} = \Pr\left(\gamma_\varphi^{OMA} < \gamma_{th_\varphi}^{OMA}\right) \quad (20)$$

where  $\gamma_{th_\varphi}^{OMA} = 2^{2R_\varphi} - 1$  denote the target SNRs of user  $\varphi$  with detecting the signal  $x_\varphi$ . Similar to the above derived processes, the outage probabilities of user  $n$  and user  $m$  for STAR-RIS-OMA networks are present in the following theorem.

**Theorem 3.** *Under Rician fading channels, the closed-form expressions of the outage probability of user  $n$  and user  $m$  for STAR-RIS-OMA networks can be respectively given by*

$$P_n^{OMA} \approx \sum_{u=1}^U \frac{\ell(\kappa+1)b_u(x_u+1)}{\alpha_{sn}e^\kappa\Gamma(\varphi_n+1)} e^{-\frac{\ell(\kappa+1)(x_u+1)^2}{4\alpha_{sn}}} \times K_0\left(\frac{(x_u+1)\sqrt{\ell\kappa(\kappa+1)}}{\sqrt{\alpha_{sn}}}\right) \gamma\left(\varphi_n+1, \frac{(1-x_u)\sqrt{\ell}}{2\phi_n}\right), \quad (21)$$

and

$$P_m^{OMA} = \left[\Gamma\left(\frac{K\mu_m^2}{\Omega_m}\right)\right]^{-1} \gamma\left(\frac{K\mu_m^2}{\Omega_m}, \frac{\mu_m}{\Omega_m} \sqrt{\frac{\gamma_{th_m}^{OMA}}{\rho}}\right), \quad (22)$$

where  $\ell = \frac{\gamma_{th_n}^{OMA}}{\rho}$ .

**Proposition 2.** *Similar to (19), the system outage probability of STAR-RIS-OMA over Rician fading channels is given by*

$$P_{OMA}^{STAR-RIS} = 1 - (1 - P_n^{OMA})(1 - P_m^{OMA}), \quad (23)$$

where  $P_n^{OMA}$  and  $P_m^{OMA}$  can be obtained from (21) and (22), respectively.

### D. Diversity Analysis

In order to gain better insights, the diversity order is usually selected to evaluate the outage behaviors for communication systems, which is able to describe how fast the outage probability decreases with the transmitting SNR. Hence the diversity order can be expressed as

$$d = - \lim_{\rho \rightarrow \infty} \frac{\log(P^\infty(\rho))}{\log \rho}, \quad (24)$$

where  $P^\infty(\rho)$  denotes the asymptotic outage probability in the high SNR regime.

**Corollary 2.** *When  $\rho \rightarrow \infty$ , the asymptotic expression for outage probability of user  $n$  with ipSIC for STAR-RIS-NOMA networks is given by*

$$P_{n,ipSIC}^\infty = \Phi \sum_{p=1}^P \sum_{u=1}^U H_p b_u(\tilde{\chi})^{\varphi_n+1} (x_u+1)^{\varphi_n} e^{-\frac{(x_u+1)\tilde{\chi}}{2\phi_n}} \times \left\{ 1 - Q\left(\sqrt{2\kappa}, \left[\tilde{\chi} - \frac{(x_u+1)\tilde{\chi}}{2}\right] \sqrt{\frac{2(\kappa+1)}{\alpha_{sn}}}\right) \right\}, \quad (25)$$

where  $\tilde{\chi} = \sqrt{x_p\Omega_I\tilde{\xi}}$ ,  $\tilde{\xi} = \max(\tilde{\tau}, \tilde{\beta})$ ,  $\tilde{\tau} = \frac{\gamma_{th_m}}{(a_m - \gamma_{th_m}a_n)}$  with  $a_m > \gamma_{th_m}a_n$  and  $\tilde{\beta} = \frac{\gamma_{th_n}}{a_n}$ .

**Remark 1.** *Upon substituting (25) into (24), a zero diversity order is achieved by user  $n$  with ipSIC, which is consistent with conventional cooperative NOMA communications. This is due to the impact of residual interference on its outage behaviors.*

**Corollary 3.** *When  $\rho \rightarrow \infty$ , the asymptotic expression for outage probability of user  $n$  with pSIC for STAR-RIS-NOMA networks is given by*

$$P_{n,pSIC}^\infty = \sum_{u=1}^U \frac{(\kappa+1)b_u(x_u+1)}{\alpha_{sn}e^\kappa(\varphi_n+1)\Gamma(\varphi_n+1)} e^{-\frac{\xi(\kappa+1)(x_u+1)^2}{4\alpha_{sn}}} \times K_0\left((x_u+1)\sqrt{\frac{\xi\kappa(\kappa+1)}{\alpha_{sn}}}\right) \left(\frac{1-x_u}{2\phi_n}\right)^{\varphi_n+1} \xi^{\frac{\varphi_n+3}{2}}. \quad (26)$$

**Remark 2.** *Upon substituting (26) into (24), the diversity order of user  $n$  with pSIC is equal to  $\frac{\mu_n^2 K}{2\Omega_n} + 1$ , which is in connection with the number of configurable elements  $K$  and Rician factor  $\kappa$ .*

**Corollary 4.** *When  $\rho \rightarrow \infty$ , the asymptotic expression for outage probability of user  $m$  for STAR-RIS-NOMA networks is given by*

$$P_m^\infty = \left[\Gamma\left(\frac{K\mu_m^2}{\Omega_m}\right)\right]^{-1} \frac{\Omega_m}{K\mu_m^2} \left(\frac{\mu_m\sqrt{\tau}}{\Omega_m}\right)^{\frac{\kappa\mu_m^2}{\Omega_m}}. \quad (27)$$

*Proof.* On the basis of the series representation [52, Eq. (8.354.1)], when  $\rho$  tends to infinity, that is  $\tau \rightarrow 0$  and taking the first term i.e., ( $n = 0$ ) of series representation, the

approximated expression of  $\gamma\left(\frac{K\mu_m^2}{\Omega_m}, \frac{\mu_m\sqrt{\tau}}{\Omega_m}\right)$  can be written as

$$\gamma\left(\frac{K\mu_m^2}{\Omega_m}, \frac{\mu_m\sqrt{\tau}}{\Omega_m}\right) \approx \frac{\Omega_m}{K\mu_m^2} \left(\frac{\mu_m\sqrt{\tau}}{\Omega_m}\right)^{\frac{K\mu_m^2}{\Omega_m}}. \quad (28)$$

Upon substituting (28) into (18), we can obtain (27). The proof is completed.  $\square$

**Remark 3.** Upon substituting (27) into (24), the diversity order of  $\frac{\mu_m^2 K}{2\Omega_m}$  is achieved by user  $m$  carefully, which is also related to the parameters  $K$  and  $\kappa$ .

**Remark 4.** Similar to the procedures in (26) and (28), the diversity order for user  $n$  and user  $m$  of STAR-RIS-OMA networks are given by  $\frac{\mu_n^2 K}{2\Omega_n} + 1$  and  $\frac{\mu_m^2 K}{2\Omega_m}$  respectively, that are also related to the parameters  $K$  and  $\kappa$ .

### E. Delay-limited Transmission

In delay-limited transmission scenario, the system throughput is determined by evaluating outage probability at a constant source transmission rate i.e.,  $R_n$  and  $R_m$  [33, 53]. Hence the delay-limited system throughput of STAR-RIS-NOMA with ipSIC/pSIC over Rician fading channels can be given by

$$R_{dl,\Lambda} = (1 - P_{n,\Lambda}) R_n + (1 - P_m) R_m, \quad (29)$$

where  $P_{n,ipSIC}$ ,  $P_{n,pSIC}$  and  $P_m$  can be obtain from (14), (15) and (18), respectively.

## IV. ERGODIC RATE

In this section, the ergodic performance of user  $n$  and user  $m$  is characterized for STAR-RIS-NOMA networks, in which the ipSIC and pSIC schemes are also taken into account. Assuming that user  $n$  can successfully detect user  $m$ 's information  $x_m$  by invoking SIC scheme and then the ergodic rate of user  $n$  with ipSIC is expressed as

$$R_{n,ipSIC}^{erg} = \mathbb{E} \left[ \log \left( 1 + \frac{|h_{sn} + \mathbf{h}_{rn}^H \Theta_R \mathbf{h}_{sr}|^2 \rho a_n}{\varpi |h_I|^2 \rho + 1} \right) \right]. \quad (30)$$

As can be seen that it is difficult to obtain the exact expression solution from the above equation. However, we can evaluate it numerically by using simulation software, i.e., Matlab or Mathematica. However, the exact ergodic rate expression of user  $n$  with pSIC can be provided in the following theorem.

**Theorem 4.** For the special case by substituting  $\varpi = 0$  into (30), the exact expression for ergodic rate of user  $n$  with pSIC for STAR-RIS-NOMA networks is given by (31) at the top of next page.

*Proof.* Upon substituting  $\varpi = 0$  into (30), the ergodic rate of user  $n$  with pSIC can be calculated as

$$\begin{aligned} R_{n,pSIC}^{erg} &= \mathbb{E} \left[ \log \left( 1 + \underbrace{|h_{sn} + \mathbf{h}_{rn}^H \Theta_R \mathbf{h}_{sr}|^2 \rho a_n}_{X_1} \right) \right] \\ &= \frac{\rho a_n}{\ln 2} \int_0^\infty \frac{1 - F_{X_1}(x)}{1 + \rho a_n x} dx. \end{aligned} \quad (32)$$

By the virtue of (15), the CDF of  $X_1$  can be approximated as

$$\begin{aligned} F_{X_1}(x) &\approx \sum_{u=1}^U \frac{x(\kappa+1) b_u (x_u+1)}{\alpha_{sn} e^{\kappa} \Gamma(\varphi_n+1)} e^{-\frac{x(\kappa+1)(x_u+1)^2}{4\alpha_{sn}}} \\ &\times K_0 \left( \frac{(x_u+1) \sqrt{x\kappa(\kappa+1)}}{\sqrt{\alpha_{sn}}} \right) \gamma \left( \varphi_n+1, \frac{(1-x_u)\sqrt{x}}{2\phi_n} \right). \end{aligned} \quad (33)$$

Upon substituting (33) into (32), we can obtain (31). The proof is completed.  $\square$

**Theorem 5.** Under Rician fading channels, the exact expression for ergodic rate of user  $m$  for STAR-RIS-NOMA networks is approximated as

$$\begin{aligned} R_{m,erg} &\approx \frac{\pi a_m}{U \ln 2} \sum_{n=1}^N \frac{\sqrt{1-x_u^2}}{2a_n + (x_u+1)a_m} \\ &\times \left[ 1 - \frac{1}{\Gamma(\varphi_m+1)} \gamma \left( \varphi_m+1, \sqrt{\frac{x_u+1}{\phi_m^2 \rho a_n (1-x_u)}} \right) \right], \end{aligned} \quad (34)$$

where  $\varphi_m = \frac{\mu_m^2 K}{\Omega_m} - 1$  and  $\phi_m = \frac{\Omega_m}{\mu_m}$ .

*Proof.* See Appendix C.  $\square$

For STAR-RIS-OMA networks, the achievable data rate can be written as  $\tilde{R}_\varphi = \frac{1}{2} \log(1 + \gamma_\varphi^{OMA})$ . Referring to the derivation processes of (32), the ergodic rate of user  $\varphi$  can be provided in the following corollary.

**Corollary 5.** Under Rician fading channels, the exact expressions for ergodic rate of user  $n$  and user  $m$  in STAR-RIS-OMA networks are respectively given by (35) at the top of the next page and

$$R_{m,OMA}^{erg} = \frac{\rho}{2 \ln 2} \int_0^\infty \frac{\Gamma(\varphi_m+1) - \gamma\left(\varphi_m+1, \frac{\sqrt{x}}{\phi_m}\right)}{\Gamma(\varphi_m+1)(1+\rho x)} dx. \quad (36)$$

### A. Slope Analysis

Similar to the diversity order, the high SNR slope is another performance evaluating indicator aims to capture the diversification of ergodic rate with the transmitting SNRs, which can be defined as

$$S = \lim_{\rho \rightarrow \infty} \frac{R_{erg}^\infty(\rho)}{\log(\rho)}, \quad (37)$$

where  $R_{erg}^\infty(\rho)$  is the approximated ergodic rate at high SNRs.

As can be seen from (31) that it is difficult to calculate the approximate expression of ergodic rate of user  $n$  with pSIC. To facilitate analyses, we try to employ the Jensen's inequality to the upper bound of ergodic rate, which can be written as

$$\begin{aligned} R_{n,pSIC}^{erg} &= \mathbb{E} \left[ \log \left( 1 + |h_{sn} + \mathbf{h}_{rn}^H \Theta_R \mathbf{h}_{sr}|^2 \rho a_n \right) \right] \\ &\leq \log \left( 1 + \rho a_n \mathbb{E} \left[ \left( \underbrace{|h_{sn}|}_{Y_1} + \underbrace{|\mathbf{h}_{rn}^H \Theta_R \mathbf{h}_{sr}|}_{Y_2} \right)^2 \right] \right). \end{aligned} \quad (38)$$

$$R_{n,pSIC}^{erg} = \frac{\rho a_n}{\ln 2} \int_0^\infty \frac{1 - \sum_{u=1}^U \frac{x(\kappa+1)b_u(x_u+1)}{\alpha_{sn} e^{\kappa} \Gamma(\varphi_n+1)} e^{-\frac{x(\kappa+1)(x_u+1)^2}{4\alpha_{sn}}} K_0 \left( (x_u+1) \sqrt{\frac{x\kappa(\kappa+1)}{\alpha_{sn}}} \right) \gamma \left( \varphi_n + 1, \frac{(1-x_u)\sqrt{x}}{2\phi_n} \right)}{1 + \rho a_n x} dx. \quad (31)$$

$$R_{n,OMA}^{erg} = \frac{\rho}{2 \ln 2} \int_0^\infty \frac{1 - \sum_{u=1}^U \frac{x(\kappa+1)b_u(x_u+1)}{\alpha_{sn} e^{\kappa} \Gamma(\varphi_n+1)} e^{-\frac{x(\kappa+1)(x_u+1)^2}{4\alpha_{sn}}} K_0 \left( \frac{(x_u+1)\sqrt{x\kappa(\kappa+1)}}{\sqrt{\alpha_{sn}}} \right) \gamma \left( \varphi_n + 1, \frac{(1-x_u)\sqrt{x}}{2\phi_n} \right)}{1 + \rho x} dx \quad (35)$$

With the assistant of (11), (12) and [51, Eq. (2.16)], we can calculate the expectation and variance of  $Y_1$  and  $Y_2$ . Hence the upper bound of ergodic rate for user  $n$  with pSIC is given by

$$R_{n,pSIC}^{erg,upp} = \log \left\langle 1 + \rho a_n \left\{ \frac{\pi \alpha_{sn}}{4(1+\kappa)} \left[ L_{\frac{1}{2}}(-\kappa) \right]^2 + K \Omega_n + (K \mu_n)^2 + 2K \mu_n \sqrt{\frac{\pi \alpha_{sn}}{4(1+\kappa)}} L_{\frac{1}{2}}(-\kappa) + \alpha_{sn} \left[ 1 - \frac{\pi}{4(1+\kappa)} \left[ L_{\frac{1}{2}}(-\kappa) \right]^2 \right] \right\} \right\rangle. \quad (39)$$

**Remark 5.** Upon substituting (39) into (37), the high SNR slope of user  $n$  with pSIC is equal to one, which is in line with the discussions in conventional RIS-NOMA networks. One can observe that the direct link between BS and user  $n$  does not improve the high SNR slope.

Based on (34), when  $\rho$  tends to infinity, the asymptotic ergodic rate of user  $m$  for STAR-IRS-NOMA networks can be given by

$$R_{m,erg}^\infty = \log \left[ 1 + \left( \frac{a_m}{a_n} \right) \right]. \quad (40)$$

**Remark 6.** Upon substituting (40) into (37), a zero high SNR slope of user  $m$  is obtained for STAR-RIS-NOMA networks.

For the STAR-RIS-OMA, similar to the process of obtaining (39), the upper bound of user  $n$  and user  $m$  is given by

$$R_{n,OMA}^{erg,upp} = \frac{1}{2} \log \left\langle 1 + \rho \left\{ \frac{\pi \alpha_{sn}}{4(1+\kappa)} \left[ L_{\frac{1}{2}}(-\kappa) \right]^2 + K \Omega_n + (K \mu_n)^2 + 2K \mu_n \sqrt{\frac{\pi \alpha_{sn}}{4(1+\kappa)}} L_{\frac{1}{2}}(-\kappa) + \alpha_{sn} \left[ 1 - \frac{\pi}{4(1+\kappa)} \left[ L_{\frac{1}{2}}(-\kappa) \right]^2 \right] \right\} \right\rangle, \quad (41)$$

and

$$R_{m,OMA}^{erg,upp} = \frac{1}{2} \log \left\{ 1 + \rho \left[ (K \mu_m)^2 + K \Omega_m \right] \right\} \quad (42)$$

respectively.

**Remark 7.** Upon substituting (41) and (42) into (37) respectively, the high SNR slope of both user  $n$  and user  $m$  for STAR-RIS-OMA networks are equal to one half.

TABLE I: Diversity order and high SNR slope for STAR-RIS-NOMA and STAR-RIS-OMA networks.

Mode	SIC	User	D	S
STAR-RIS-OMA	—	user $n$	$\frac{\mu_n^2 K}{2\Omega_n} + 1$	$\frac{1}{2}$
		user $m$	$\frac{\mu_m^2 K}{2\Omega_m}$	$\frac{1}{2}$
STAR-RIS-NOMA	ipSIC	user $n$	0	—
	pSIC	user $n$	$\frac{\mu_n^2 K}{2\Omega_n} + 1$	1
	—	user $m$	$\frac{\mu_m^2 K}{2\Omega_m}$	0

TABLE II: The parameters for simulation results.

Monte Carlo simulations repeated	$10^6$ iterations
The power allocation factors for two users	$a_n = 0.2$ $a_m = 0.8$
The targeted data rates for two users	$R_n = 0.01$ BPCU $R_m = 0.01$ BPCU
The normalized distance from BS to STRA-RIS	$d_{sr} = 0.5$
The normalized distance from STRA-RIS to user $n$	$d_{rn} = 0.5$
The normalized distance from STRA-RIS to user $m$	$d_{rm} = 0.5$
Pass loss expression	$\alpha = 2$

### B. Delay-tolerant Transmission

In delay-tolerant transmission scenario, the BS send the information with any constant data rate bridled by the user's channel conditions [9, 53]. At this moment, the throughput of STAR-RIS-NOMA with pSIC over Rician fading channels can be given by

$$R_{dt} = R_{n,pSIC}^{erg} + R_{m,erg}, \quad (43)$$

where  $R_{n,pSIC}^{erg}$  and  $R_{m,erg}$  can be obtain from (31) and (34), respectively.

## V. SIMULATION RESULTS

In this section, we provide the simulation results to verify the theoretical analysis results derived in the above subsections for STAR-RIS-NOMA networks. The impacts of configurable elements  $K$  and Rician factor  $\kappa$  on the performance of STAR-RIS-NOMA are taken into account carefully. For notational simplicity, Table II has summarized the simulation parameters used in this paper, in which BPCU is the short for bit per channel use. We assume that the normalized distance of direct link between the BS and user  $n$  is also set to be 0.5, where



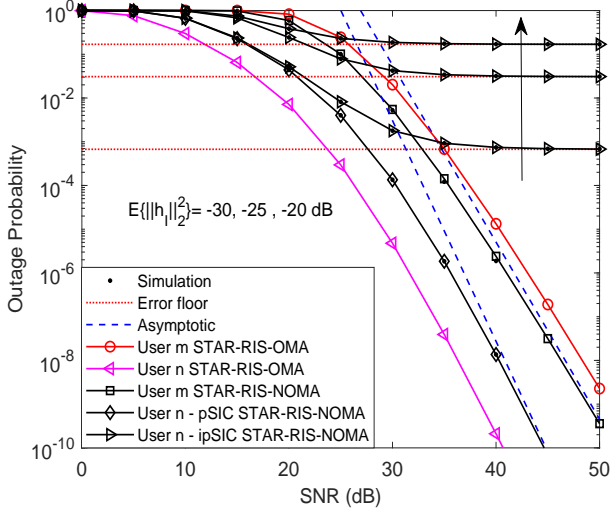


Fig. 2: Outage probability versus the transmit SNR, with  $K = 5$ ,  $\kappa = -10$  dB,  $R_n = 0.01$  and  $R_m = 0.01$  BPCU.

the unit of normalized distance for dimensionless physical quantity is generally taken as one. The complexity-accuracy tradeoff parameters  $P$  and  $U$  are set to be  $P = 300$  and  $U = 50$ , respectively. Without loss of generality, the conventional cooperative communication schemes, i.e., FD/HD DF and amplify-and-forward (AF) relaying and STAR-RIS-OMA are selected to be benchmarks for the purpose of comparison. It is worth pointing out that the entire communication process of STAR-RIS-OMA includes two time slots. In the first time slot, the BS sends the information  $x_n$  through RIS to reflect to user  $n$ , and the BS sends  $x_m$  to transmit to user  $m$  via the assistance of RIS in the second slot.

#### A. Outage Probability

Fig. 2 plots the outage probability of STAR-NOMA networks versus SNR with setting to be  $K = 5$ ,  $\kappa = -10$  dB,  $R_n = 0.01$  and  $R_m = 0.01$  BPCU. The exact diamond and right triangle solid curves for outage probability of user  $n$  with pSIC/ipSIC are plotted according to (14) and (15), respectively. The exact square curve for outage probability of user  $m$  is plotted based on (18). The left triangle and circle solid curves for outage probability of user  $n$  and user  $m$  for STAR-RIS-OMA are plotted based on (21) and (22), respectively. The outage probability curves are given by numerical simulation results and perfectly match with the theoretical analysis expressions derived in the above sections. One can observe that the outage behavior of user  $n$  with pSIC for STAR-RIS-NOMA is inferior to that of STAR-RIS-OMA user  $n$ , while the outage probability of user  $m$  for STAR-RIS-NOMA outperforms that of STAR-RIS-OMA, which are similar to the conclusions in [46]. This is due to the fact that the SIC process is carried out to detect its information at the non-orthogonal user  $n$ . It also confirms that the NOMA scheme is capable of providing better fairness relative to OMA [4, 33]. The blue dotted curve for asymptotic outage probability of user  $n$  with pSIC/ipSIC and user  $m$  are

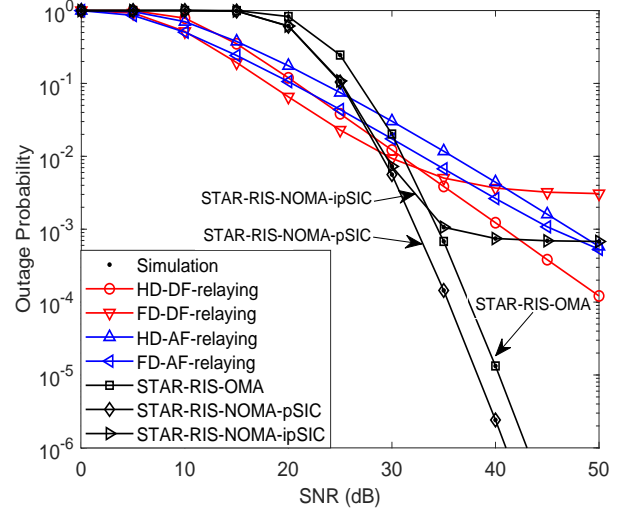


Fig. 3: Outage probability versus the transmit SNR, with  $K = 5$ ,  $\kappa = -10$  dB,  $R_n = 0.01$  and  $R_m = 0.01$  BPCU.

plotted based on the theoretical results in (25), (26) and (27), respectively. The asymptotic outage probabilities of user  $n$  with ipSIC/pSIC and user  $m$  match the exact performance curves in the high SNR regime, which provides an effective performance evaluation method. As can be observed that the outage behavior of user  $n$  with pSIC outperforms that of user  $m$  for STAR-RIS-NOMA networks. The reason is that user  $n$  with pSIC can obtain the larger diversity order compared to user  $m$ , which is in line with the insights in **Remark 2**. Due to the influence of residual interference, the outage probability of user  $n$  with ipSIC converges to an error floor and thus gain a zero diversity gain. which confirms the conclusion in **Remark 1**. Furthermore, with the increasing the value of residual interference, the outage performance of user  $n$  with ipSIC is becoming much worse in comparison with other users. Hence it is important to take into consideration these factors in actual communication scenarios.

To explain the superiority of STAR-RIS-NOMA, Fig. 3 plots the outage probability of STAR-NOMA networks versus SNR with different benchmarks. It can be observed that the outage behavior of STAR-RIS-NOMA with pSIC is superior to that of STRA-RIS-OMA and conventional cooperative communication systems, i.e., HD/FD DF relays [54, 55] and HD/FD AF relays [54, 56]. The main reasons are that 1) The FD DF/AF relays will be affected by loop residual interference, and it needs to use the advanced cancellation technology to eliminate the interference; 2) For HD DF/AF relays, STAR-RIS-NOMA networks work in FD mode and are not affected by loop interference; and 3) The STAR-RIS-NOMA has able to provide the higher spectrum efficiency and user fairness relative to STAR-RIS-OMA. Furthermore, Fig. 4 plots the outage probability of STAR-NOMA networks versus SNR with setting to be  $\mathbb{E}\{|h_I|^2\} = -30$  dB  $R_n = 0.01$  and  $R_m = 0.01$  BPCU. We can be seen from the figure that as the number of configurable elements  $K$  grows, the outage probability of user  $n$  and user  $m$  for STAR-RIS-NOMA is

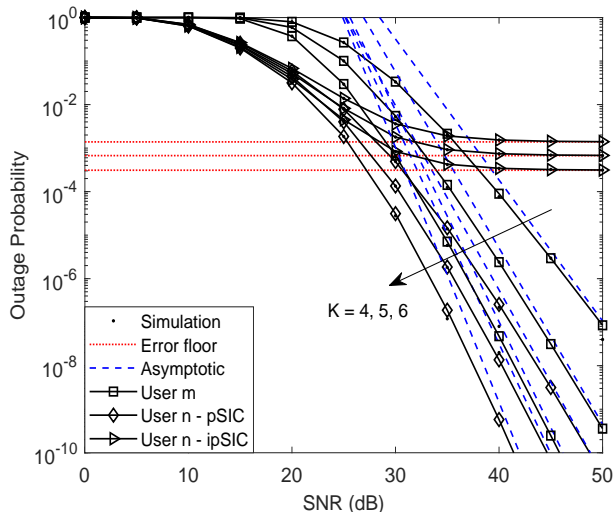


Fig. 4: Outage probability versus the transmit SNR, with  $\kappa = -10$  dB,  $\mathbb{E}\{|h_I|^2\} = -30$  dB,  $R_n = 0.01$  and  $R_m = 0.01$  BPCU.

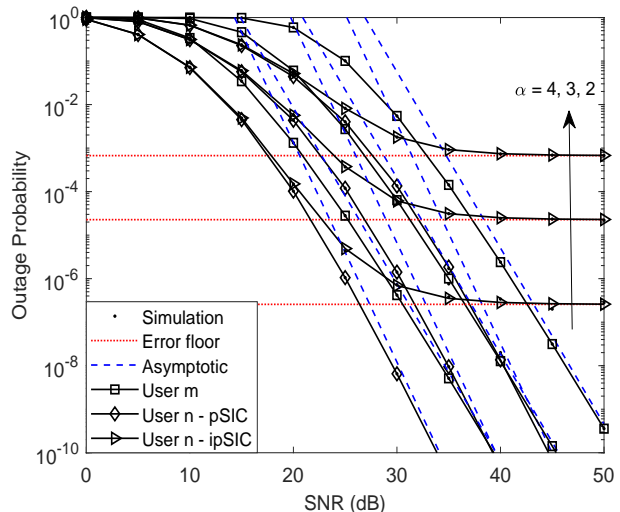


Fig. 6: Outage probability versus the transmit SNR, with  $K = 5$ ,  $\kappa = -10$  dB,  $\mathbb{E}\{|h_I|^2\} = -30$  dB,  $R_n = 0.01$  and  $R_m = 0.01$  BPCU.

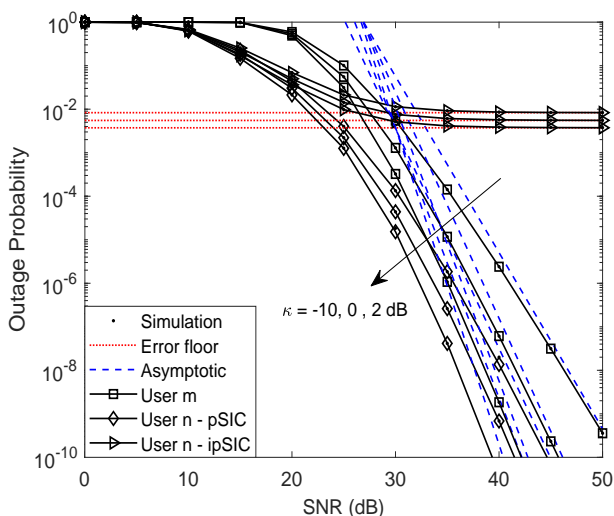


Fig. 5: Outage probability versus the transmit SNR, with  $K = 5$ ,  $\mathbb{E}\{|h_I|^2\} = -25$  dB,  $R_n = 0.01$  and  $R_m = 0.01$  BPCU.

getting much smaller and gain a steeper slope. This is because that the diversity orders of non-orthogonal users are related to the configurable elements at the RIS, which is also in line with the the conclusions **Remark 2** and **Remark 3**. This phenomenon indicates that it is prerequisite to adjust the number of configurable elements involved in the work according to the different service requirements.

Fig. 5 plots the outage probability of STAR-NOMA networks versus SNR for the simulation with different Rician factors and  $\mathbb{E}\{|h_I|^2\} = -25$  dB. We can observe that the Rician factor i.e.,  $\kappa$  has a relatively large impact on network performance of STAR-RIS-NOMA, where the outage probability of user  $n$  and user  $m$  decreases with the increasing of Rician factor values. This phenomenon can be explained

that the LoS components of Rician fading channels dominate the network performance of STAR-RIS-NOMA. As a further development, Fig. 6 the outage probability of STAR-NOMA networks versus SNR for the simulation with different pass loss expressions and  $\mathbb{E}\{|h_I|^2\} = -30$  dB. One can make the following observation from figure that with the decreasing of pass loss expression, the outage behaviors of user  $n$  and user  $m$  are becoming much worse in different communication environment. This is due to the fact that the pass loss expression is mainly determined by the propagation environment. When  $\alpha$  is relatively large, it indicates that there are many obstacles in the communication scenarios. This also confirms that the STAR-RIS can be deployed to provide the LoS transmissions.

### B. Ergodic Rate

Fig. 7 plots the ergodic rates versus SNR, with  $K = 40$  and  $\kappa = -10$  dB. The right diamond and square solid curves for ergodic rates of user  $n$  with pSIC and user  $m$  for STAR-RIS-NOMA networks are plotted based on (31) and (34), respectively. Furthermore, the upper bound curve for ergodic rate of user  $n$  with pSIC is plotted based on (39), which can be better close to the exact expression. One can observe that the ergodic rate of user  $m$  converges to a throughput ceiling and thus obtain a zero high SNR slope, which is in line with the discussion in **Remark 6**. The right triangle solid curve for ergodic rate of user  $n$  with ipSIC is plotted according to (30) by invoking Matlab simulation software. Due to the influence of residual interference, the ergodic rate of user  $n$  with ipSIC tends to the constant value at high SNRs. In addition, we can see that the ergodic rate of user  $n$  with pSIC outperforms that of orthogonal users in the high SNR regime, while the ergodic rate of user  $m$  is inferior to that of orthogonal user. This is due to the fact the user  $n$  with pSIC gets a larger high SNR slope compared to orthogonal user. However, the high SNR slope of user  $m$  is equal to zero, which is less than orthogonal user. As a

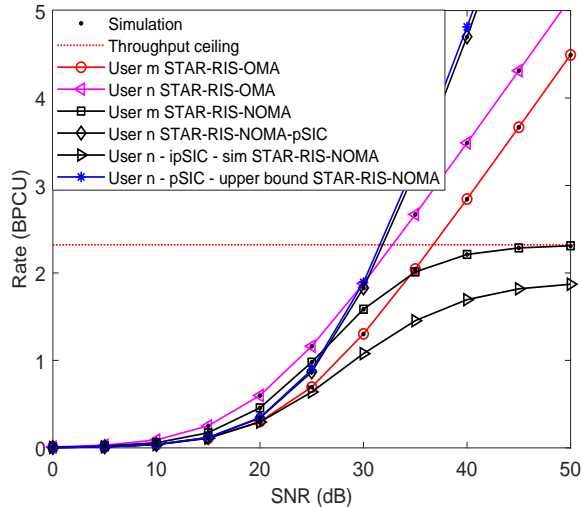


Fig. 7: Rate versus the transmit SNR, with  $K = 40$  and  $\kappa = -10$  dB.

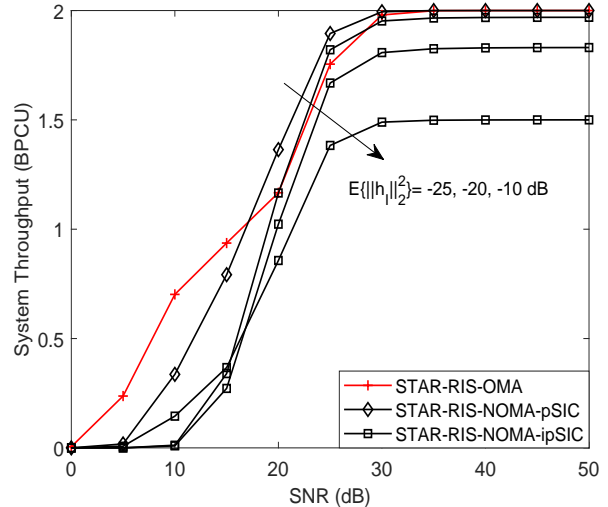


Fig. 9: System throughput in delay-limited transmission mode versus SNR, with  $K = 5$  and  $\kappa = -10$  dB.

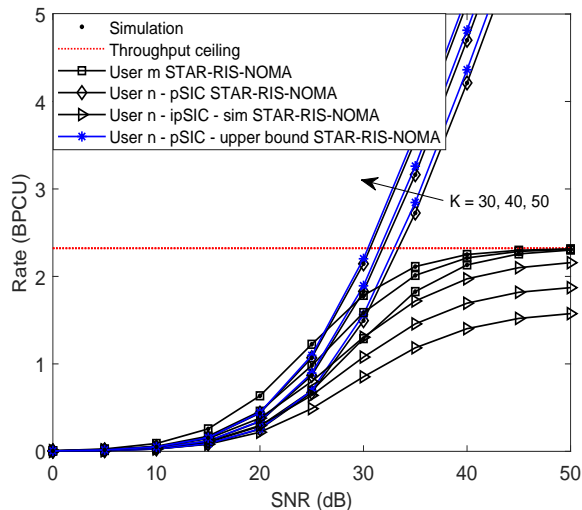


Fig. 8: Rate versus the transmit SNR, with  $\kappa = -10$  dB.

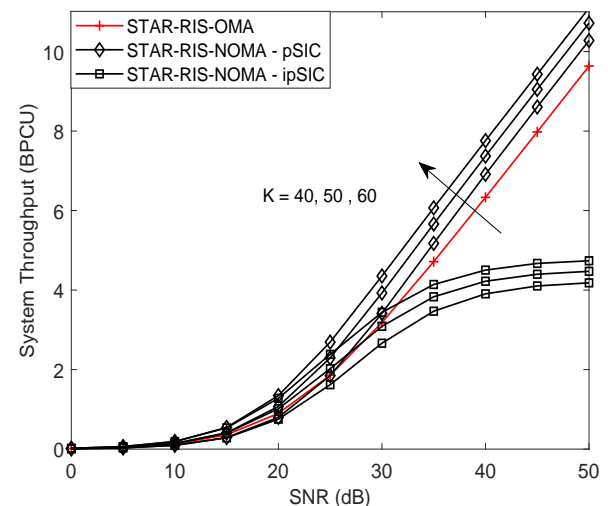


Fig. 10: System throughput in delay-tolerant transmission mode versus SNR, with  $K = 5$  and  $\kappa = -10$  dB.

further advance, Fig. 8 plots the ergodic rates versus SNR for a simulation system with different reconfigurable elements. With increasing of reconfigurable elements, the ergodic rates of user  $n$  with pSIC for STAR-RIS-NOMA networks are becoming much larger relative to that of user  $m$ .

### C. System Throughput

Fig. 9 plots the system throughput versus the transmit SNR for STAR-RIS-NOMA networks in the delay-limited transmission mode, with  $K = 5$ ,  $\kappa = -10$  dB and  $R_n = R_m = 1$  BPCU. The system throughput curves of STAR-RIS-NOMA networks with ipSIC/pSIC is plotted according to (43). We can observe from the figure that the system throughput of STAR-RIS-NOMA with pSIC are superior to that of STAR-RIS-OMA at high SNRs. This is due to the fact that the system throughput in the delay-limited transmission mode is

affected by the outage probability. Due to the affect of residual interference, the system throughput of STAR-RIS-NOMA with ipSIC is worse than that of STAR-RIS-OMA. Hence it is important to consider the impact of ipSIC on STAR-RIS-NOMA network performance in practical scenarios. Furthermore, Fig. 10 plots the system throughput versus the transmit SNR for STAR-RIS-NOMA networks in the delay-tolerant transmission mode, with  $K = 5$  and  $\kappa = -10$  dB. The system throughput of STAR-RIS-NOMA networks with ipSIC/pSIC based on (29). One can observe that the system throughput of STAR-RIS-NOMA networks with pSIC outperforms that of STAR-RIS-NOMA with ipSIC and STAR-RIS-OMA. As the number of reconfigurable elements increases, the SATR-RIS-NOMA networks is capable of achieving the enhanced system throughput.

## VI. CONCLUSION

In this paper, the STAR-RIS assisted downlink NOMA communication scenarios have been discussed in detail. More especially, we have investigated outage probability and ergodic rate of STAR-RIS-NOMA networks over Rician fading channels. The closed-form and asymptotic expressions for outage probability of user  $n$  and user  $m$ . Based on the analytical results, the diversity orders of user  $n$  and user  $m$  are obtained. It has been shown that the outage probability of STAR-RIS-NOMA outperforms that of STAR-RIS-OMA and conventional cooperative communication systems. Furthermore, the exact expressions of ergodic rate for user  $n$  with pSIC and user  $m$  have also been derived and the corresponding high SNR slopes were provided carefully. Numerical results indicated that the ergodic rate of user  $n$  with pSIC outperforms that of orthogonal users at high SNRs. Finally, the system throughputs of STAR-RIS-NOMA were surveyed in delay-limited and delay-tolerant modes.

### APPENDIX A: PROOF OF THEOREM 1

The proof process starts by substituting (3) and (4) into (14), the outage probability of user  $n$  with ipSIC can be further expressed as (A.1) at the top of next page. By invoking the coherent phase shifting and some arithmetic transformations, the expression of outage probability of user  $n$  with ipSIC can be rewritten as

$$P_{n,ipSIC} = \Pr \left[ \underbrace{\left| h_{sn} + \sum_{k=1}^K h_{rn}^k h_{sr}^k \right|}_Z \right]^2 < \xi (\varpi |h_I|^2 \rho + 1), \quad (\text{A.2})$$

where  $\varpi = 1$ ,  $\xi \triangleq \max(\tau, \beta)$ ,  $\tau = \frac{\gamma_{th_m}}{\rho(a_m - \gamma_{th_m} a_n)}$  with the relationship  $a_m > \gamma_{th_m} a_n$  and  $\beta = \frac{\gamma_{th_m}}{a_n \rho}$ . The next emphasis is to solve the CDF of variable  $Z$  on the left side of the above inequality.

Let  $X = \sum_{k=1}^K |h_{rn}^k h_{sr}^k|$  and observe that it is difficult to calculate the PDF or CDF of  $X$  from (10). Since the cascade Rician fading channels has two characteristic features i.e., 1) the PDF has a single maximum; and 2) The PDF has tails extending to infinity on both sides of the maximum, we can apply the series of Laguerre polynomials to approximate this type of PDF. With the help of [57, Eq. (2.76)], the PDF of  $X$  can be approximated as

$$f_X(x) \approx \frac{x^{\varphi_n}}{\phi_n \varphi_n + 1 \Gamma(\varphi_n + 1)} \exp\left(-\frac{x}{\phi_n}\right), \quad (\text{A.3})$$

where  $\varphi_n = \frac{\mu_n^2 K}{\Omega_n} - 1$  and  $\phi_n = \frac{\Omega_n}{\mu_n}$ . As a further development, combining (9) and (A.3), and then applying some manipulates, the PDF of  $Z$  can be given by

$$F_Z(z) = \int_0^{\sqrt{z}} \frac{x^{\varphi_n} e^{-\frac{x}{\phi_n}}}{b \varphi_n + 1 \Gamma(\varphi_n + 1)} [1 - Q\left(\sqrt{2\kappa}, (\sqrt{z} - x) \sqrt{\frac{2(\kappa + 1)}{\alpha_{sn}}}\right)] dx. \quad (\text{A.4})$$

Upon substituting  $f_{|h_I|^2}(y) = \frac{1}{\Omega_I} e^{-\frac{y}{\Omega_I}}$  and (A.4) into (A.2), the outage probability of user  $n$  with ipSIC can be expressed as

$$P_{n,ipSIC} \approx \int_0^\infty \int_0^{\sqrt{\xi(\varpi y \rho + 1)}} \frac{x^{\varphi_n} e^{-\frac{y}{\Omega_I} - \frac{x}{\phi_n}}}{\phi_n^{\varphi_n + 1} \Gamma(\varphi_n + 1) \Omega_I} \left\{ 1 - Q\left(\sqrt{2\kappa}, \left[\sqrt{\xi(\varpi y \rho + 1)} - x\right] \sqrt{\frac{2(\kappa + 1)}{\alpha_{sn}}}\right) \right\} dx dy. \quad (\text{A.5})$$

By using Gauss-Chebyshev quadrature [58, Eq. (8.8.4)], the definite integral in the above formula can be approximated as

$$P_{n,ipSIC} \approx \Phi \sum_{u=1}^U b_u (x_u + 1)^{\varphi_n} \int_0^\infty (\tilde{\chi})^{\varphi_n + 1} e^{-\frac{(x_u + 1)\tilde{\chi}}{2\phi_n}} \times \left\{ 1 - Q\left(\sqrt{2\kappa}, \left[\tilde{\chi} - \frac{(x_u + 1)\tilde{\chi}}{2}\right] \sqrt{\frac{2(\kappa + 1)}{\alpha_{sn}}}\right) \right\} e^{-x} dx, \quad (\text{A.6})$$

where  $b_u = \frac{\pi}{2U} \sqrt{1 - x_u^2}$ ,  $x_u = \cos\left(\frac{2u-1}{2U}\pi\right)$ ,  $\Phi = \frac{1}{2^{\varphi_n} \phi_n^{\varphi_n + 1} \Gamma(\varphi_n + 1)}$  and  $\tilde{\chi} = \sqrt{\xi(\varpi x \Omega_I \rho + 1)}$ . As a further advance, applying Gauss-Laguerre quadrature into (A.6), we can obtain (14). The proof is completed.

### APPENDIX B: PROOF OF THEOREM 2

Upon substituting (5) into (18), the outage probability of user  $m$  can be calculated as

$$P_m = \Pr \left( \frac{|\mathbf{h}_{rm}^H \Theta_T \mathbf{h}_{sr}|^2 \rho a_m}{|\mathbf{h}_{rm}^H \Theta_T \mathbf{h}_{sr}|^2 \rho a_n + 1} < \gamma_{th_m} \right) = \Pr \left( |\mathbf{h}_{rm}^H \Theta_T \mathbf{h}_{sr}|^2 < \frac{\tau}{\alpha_{sr} \alpha_{rm}} \right). \quad (\text{B.1})$$

We also use the coherent phase shifting scheme to deal with the correlated Rician fading channels. Similar to the solving processes of (A.3), the outage probability of user  $m$  can be further calculated as

$$P_m = \Pr \left( \left| \sum_{k=1}^K h_{rm}^k h_{sr}^k \right| < \sqrt{\tau} \right) = \frac{1}{(\phi_m)^{\varphi_m + 1} \Gamma(\varphi_m + 1)} \int_0^{\sqrt{\tau}} y^{\varphi_m} e^{-\frac{y}{\phi_m}} dy, \quad (\text{B.2})$$

where  $\Omega_m = \alpha_{sr} \alpha_{rm} \left\{ 1 - \frac{\pi^2}{16(\kappa + 1)^2} \left[ L_{\frac{1}{2}}(\kappa) \right]^4 \right\}$ ,  $\mu_m = \frac{\pi \sqrt{\alpha_{sr} \alpha_{rm}}}{4\kappa + 1} \left[ L_{\frac{1}{2}}(-\kappa) \right]^2$ ,  $\varphi_m = \frac{(K \mu_m)^2}{K \Omega_m} - 1$  and  $\phi_m = \frac{\Omega_m}{\mu_m}$ .

By the virtue of [52, Eq. (8.350.1)] and applying some arithmetic operations, we can obtain (18). The proof is completed.

$$P_{n,ipSIC} = 1 - \Pr \left( \frac{|h_{sn} + \mathbf{h}_{rn}^H \Theta_R \mathbf{h}_{sr}|^2 a_m \rho}{|h_{sn} + \mathbf{h}_{rn}^H \Theta_R \mathbf{h}_{sr}|^2 a_n \rho + \varpi |h_I|^2 \rho + 1} > \gamma_{th_m}, \frac{|h_{sn} + \mathbf{h}_{rn}^H \Theta_R \mathbf{h}_{sr}|^2 a_n \rho}{\varpi |h_I|^2 \rho + 1} > \gamma_{th_n} \right). \quad (\text{A.1})$$

### APPENDIX C: PROOF OF THEOREM 5

Based on (5), the ergodic rate of user  $m$  for STAR-RIS-NOMA networks can be expressed as

$$R_{m,erg} = \mathbb{E} \left[ \log \left( 1 + \frac{|\mathbf{h}_{rm}^H \Theta_T \mathbf{h}_{sr}|^2 \rho a_m}{\underbrace{|\mathbf{h}_{rm}^H \Theta_T \mathbf{h}_{sr}|^2 \rho a_n + 1}_{X_2}} \right) \right] \\ = \frac{1}{\ln 2} \int_0^\infty \frac{1 - F_{X_2}(x)}{1+x} dx. \quad (\text{C.1})$$

Using the coherent phase shifting scheme and with the help of (15), the CDF of  $X_2$  is given by

$$F_{X_2}(x) = \frac{1}{\Gamma(\varphi_m + 1)} \gamma \left( \varphi_m + 1, \frac{1}{\phi_m} \sqrt{\frac{x}{\rho(a_m - xa_n)}} \right), \quad (\text{C.2})$$

where  $a_m > xa_n$ . Upon substituting (C.3) into (C.1), the ergodic rate of user  $m$  can be approximated as

$$R_{m,erg} \approx \frac{1}{\ln 2} \int_0^{\frac{a_m}{a_n}} \frac{1}{1+x} \\ - \frac{1}{(1+x)\Gamma(\varphi_m + 1)} \gamma \left( \varphi_m + 1, \frac{1}{\phi_m} \sqrt{\frac{x}{\rho(a_m - xa_n)}} \right) dx. \quad (\text{C.3})$$

Applying Gauss-Chebyshev quadrature into above equation, we can obtain (34). The proof is completed.

### REFERENCES

- [1] X. You, C. Wang, and J. H. et al., "Towards 6G wireless communication networks: Vision, enabling technologies, and new paradigm shifts," *Sci. China Inf. Sci.*, vol. 64, no. 1, pp. 110 301:1–110 301:74, Jan. 2021.
- [2] W. U. Khan, J. Liu, F. Jameel, V. Sharma, R. Jantti, and Z. Han, "Spectral efficiency optimization for next generation NOMA-enabled IoT networks," *IEEE Trans. Veh. Technol.*, vol. 69, no. 12, pp. 15 284–15 297, Dec. 2020.
- [3] D. Tse and P. Viswanath, *Fundamentals of wireless communication*, Cambridge University Press, Cambridge, UK, 2005.
- [4] Z. Ding, Y. Liu, J. Choi, Q. Sun, M. Elkashlan, C. L. I, and H. V. Poor, "Application of non-orthogonal multiple access in LTE and 5G networks," *IEEE Commun. Mag.*, vol. 55, no. 2, pp. 185–191, Feb. 2017.
- [5] Y. Yuan, Y. Wu, Z. Ding, X. You, H. V. Poor, and L. Hanzo, "NOMA for next-generation massive IoT: Performance potential and technology directions," *IEEE Commun. Mag.*, vol. 59, no. 7, pp. 115–121, Jul. 2021.
- [6] Y. Liu, W. Yi, Z. Ding, X. Liu, Dobre, Octavia, and N. Al-Dhahir, "Application of NOMA in 6G networks: Future vision and research opportunities for next generation multiple access," 2021. [Online]. Available: <https://arxiv.org/abs/2103.02334v1>.
- [7] Z. Ding, M. Peng, and H. V. Poor, "Cooperative non-orthogonal multiple access in 5G systems," *IEEE Commun. Lett.*, vol. 19, no. 8, pp. 1462–1465, Aug. 2015.
- [8] Z. Zhang, Z. Ma, M. Xiao, Z. Ding, and P. Fan, "Full-duplex device-to-device-aided cooperative nonorthogonal multiple access," *IEEE Trans. Veh. Technol.*, vol. 66, no. 5, pp. 4467–4471, May 2017.
- [9] X. Yue, Y. Liu, S. Kang, A. Nallanathan, and Z. Ding, "Exploiting full/half-duplex user relaying in NOMA systems," *IEEE Trans. Commun.*, vol. 66, no. 2, pp. 560–575, Feb. 2018.
- [10] X. Yue, Y. Liu, Y. Yao, X. Li, R. Liu, and A. Nallanathan, "Secure communications in a unified non-orthogonal multiple access framework," *IEEE Trans. Wireless Commun.*, vol. 19, no. 3, pp. 2163–2178, Mar. 2020.
- [11] R. Abbas, M. Shirvanimoghaddam, Y. Li, and B. Vucetic, "A novel analytical framework for massive grant-free NOMA," *IEEE Trans. Commun.*, vol. 67, no. 3, pp. 2436–2449, Mar. 2019.
- [12] Z. Ding, R. Schober, P. Fan, and H. V. Poor, "Simple semi-grant-free transmission strategies assisted by non-orthogonal multiple access," *IEEE Trans. Commun.*, vol. 67, no. 6, pp. 4464–4478, Jun. 2019.
- [13] X. Li, Q. Wang, Y. Liu, T. A. Tsiftsis, Z. Ding, and A. Nallanathan, "UAV-aided multi-way NOMA networks with residual hardware impairments," *IEEE Wireless Commun. Lett.*, vol. 9, no. 9, pp. 1538–1542, Sep. 2020.
- [14] X. Yue, Y. Liu, Y. Yao, T. Li, X. Li, R. Liu, and A. Nallanathan, "Outage behaviors of NOMA-based satellite network over shadowed-rician fading channels," *IEEE Trans. Veh. Technol.*, vol. 69, no. 6, pp. 6818–6821, Jun. 2020.
- [15] Z. Ding and H. Vincent Poor, "On the application of BAC-NOMA to 6g umMTC," *IEEE Commun. Lett.*, to appear in 2021.
- [16] "STAR: Simultaneous transmission and reflection for 360 coverage by intelligent surfaces."
- [17] J. Xu, Y. Liu, X. Mu, and O. A. Dobre, "STAR-RISs: Simultaneous reflecting and refracting reconfigurable intelligent surfaces," 2021. [Online]. Available: <https://arxiv.org/abs/2101.09663v1>.
- [18] S. Zeng, H. Zhang, B. Di, Y. Tan, Z. Han, H. V. Poor, and L. Song, "Reconfigurable intelligent surfaces in 6g: Reflective, transmissive, or both?" *IEEE Commun. Lett.*, vol. 25, no. 6, pp. 2063–2067, Jun. 2021.
- [19] E. Basar and H. V. Poor, "Present and future of reconfigurable intelligent surface-empowered communications," *IEEE Signal Process. Mag.*, vol. 38, no. 6, pp. 146–152, Nov. 2021.
- [20] S. Hu, F. Rusek, and O. Edfors, "Beyond massive mimo: The potential of data transmission with large intelligent surfaces," *IEEE Transactions on Signal Processing*, vol. 66, no. 10, pp. 2746–2758, May 2018.
- [21] L. Dai, B. Wang, M. Wang, X. Yang, J. Tan, S. Bi, S. Xu, F. Yang, Z. Chen, M. D. Renzo, C.-B. Chae, and L. Hanzo, "Reconfigurable intelligent surface-based wireless communications: Antenna design, prototyping, and experimental results," *IEEE Access*, vol. 8, pp. 45 913–45 923, Mar. 2020.
- [22] C. Pan, H. Ren, K. Wang, J. F. Kolb, M. Elkashlan, M. Chen, Y. Hao, J. Wang, A. L. S. Swindlehurst, X. You, and L. Hanzo, "Reconfigurable intelligent surfaces for 6G systems: Principles, applications, and research directions," *IEEE Commun. Mag.*, vol. 59, no. 6, pp. 14–20, Jun. 2021.
- [23] Y. Liu, X. Liu, X. Mu, T. Hou, J. Xu, M. Renzo, and N. Al-Dhahir, "Reconfigurable intelligent surfaces: Principles and opportunities," *IEEE Commun. Surveys Tutorials*, vol. 23, no. 3, pp. 1546–1577, May 2021.
- [24] C. Huang, A. Zappone, G. C. Alexandropoulos, M. Debbah, and C. Yuen, "Reconfigurable intelligent surfaces for energy efficiency in wireless communication," *IEEE Trans. Wireless Commun.*, vol. 18, no. 8, pp. 4157–4170, Jun. 2019.
- [25] T. V. Chien, A. K. Papazafeiropoulos, L. T. Tu, R. Chopra, S. Chatzinotas, and B. Ottersten, "Outage probability analysis of IRS-assisted systems under spatially correlated channels," *IEEE Wireless Commun. Lett.*, vol. 10, no. 8, pp. 1815–1819, Aug. 2021.
- [26] H. Ibrahim, H. Tabassum, and U. T. Nguyen, "Exact coverage analysis of intelligent reflecting surfaces with Nakagami- $m$  channels," *IEEE Trans. Veh. Technol.*, vol. 70, no. 1, pp. 1072–1076, 2021.
- [27] Q. Tao, J. Wang, and C. Zhong, "Performance analysis of intelligent reflecting surface aided communication systems," *IEEE Commun. Lett.*, vol. 24, no. 11, pp. 2464–2468, Nov. 2020.
- [28] A. M. Salhab and M. H. Samuh, "Accurate performance analysis of reconfigurable intelligent surfaces over Rician fading channels," *IEEE Wireless Commun. Lett.*, vol. 10, no. 5, pp. 1051–1055, May 2021.
- [29] Q. Wu and R. Zhang, "Towards smart and reconfigurable environment: Intelligent reflecting surface aided wireless network," *IEEE Commun. Mag.*, vol. 58, no. 1, pp. 106–112, Jan. 2020.
- [30] C. Pradhan, A. Li, L. Song, J. Li, B. Vucetic, and Y. Li, "Reconfigurable intelligent surface (RIS)-enhanced two-way OFDM communications,"

- IEEE Trans. Veh. Technol.*, vol. 69, no. 12, pp. 16 270–16 275, Dec. 2020.
- [31] L. Yang, J. Yang, W. Xie, M. O. Hasna, T. Tsiftsis, and M. D. Renzo, “Secrecy performance analysis of RIS-aided wireless communication systems,” *IEEE Trans. Veh. Technol.*, vol. 69, no. 10, pp. 12 296–12 300, Oct. 2020.
- [32] Z. Ding and H. V. Poor, “A simple design of IRS-NOMA transmission,” *IEEE Commun. Lett.*, vol. 24, no. 5, pp. 1119–1123, May 2020.
- [33] X. Yue and Y. Liu, “Performance analysis of intelligent reflecting surface assisted NOMA networks,” *IEEE Trans. Wireless Commun.*, to appear in 2021.
- [34] Z. Ding, R. Schober, and H. V. Poor, “On the impact of phase shifting designs on IRS-NOMA,” *IEEE Wireless Commun. Lett.*, vol. 9, no. 10, pp. 1596–1600, Oct. 2020.
- [35] T. Hou, Y. Liu, Z. Song, X. Sun, Y. Chen, and L. Hanzo, “Reconfigurable intelligent surface aided NOMA networks,” *IEEE J. Sel. Areas Commun.*, vol. 38, no. 11, pp. 2575–2588, Nov. 2020.
- [36] B. Zheng, Q. Wu, and R. Zhang, “Intelligent reflecting surface-assisted multiple access with user pairing: NOMA or OMA?” *IEEE Commun. Lett.*, to appear in 2020.
- [37] H. Wang, C. Liu, Z. Shi, Y. Fu, and R. Song, “On power minimization for IRS-aided downlink NOMA systems,” *IEEE Wireless Commun. Lett.*, vol. 9, no. 11, pp. 1808–1811, Nov. 2020.
- [38] A. Khaleel and E. Basar, “A novel NOMA solution with RIS partitioning,” *IEEE J. Sel. Areas Commun.*, to appear in 2021.
- [39] L. Bariah, S. Muhaidat, P. C. Sofotasios, F. E. Bouanani, O. A. Dobre, and W. Hamouda, “Large intelligent surface assisted non-orthogonal multiple access: Performance analysis,” 2020. [Online]. Available: <https://arxiv.org/abs/2007.09611v1>.
- [40] H. Wang, C. Liu, Z. Shi, Y. Fu, and R. Song, “GSIC for RIS-aided uplink multi-antenna NOMA systems,” *IEEE Commun. Lett.*, to appear in 2021.
- [41] Y. Cheng, K. H. Li, Y. Liu, K. C. Teh, and G. K. Karagiannidis, “Non-orthogonal multiple access (NOMA) with multiple intelligent reflecting surfaces,” *IEEE Trans. Wireless Commun.*, to appear in 2021.
- [42] C. Zhang, W. Yi, Y. Liu, and Q. Wang, “Multi-cell NOMA: Coherent reconfigurable intelligent surfaces model with stochastic geometry,” Montreal, CAN, May 2021, pp. 1–7.
- [43] H. Wang, C. Liu, Z. Shi, Y. Fu, and R. Song, “Power minimization for two-cell IRS-aided NOMA systems with joint detection,” *IEEE Commun. Lett.*, vol. 25, no. 5, pp. 1635–1639, May 2021.
- [44] Y. Cheng, K. H. Li, Y. Liu, K. C. Teh, and H. V. Poor, “Downlink and uplink intelligent reflecting surface aided networks: NOMA and OMA,” *IEEE Trans. Wireless Commun.*, vol. 20, no. 6, pp. 3988–4000, Jun. 2021.
- [45] Z. Xie, W. Yi, X. Wu, Y. Liu, and A. Nallanathan, “STAR-RIS aided NOMA in multi-cell networks: A general analytical framework with gamma distributed channel modeling,” [Online]. Available: <https://arxiv.org/abs/2108.06704v1>.
- [46] C. Zhang, W. Yi, Y. Liu, Z. Ding, and L. Song, “STAR-IOS aided NOMA networks: Channel model approximation and performance,” [Online]. Available: <https://arxiv.org/abs/2107.01543v1>.
- [47] Z. He and X. Yuan, “Cascaded channel estimation for large intelligent metasurface assisted massive MIMO,” *IEEE Wireless Commun. Lett.*, vol. 9, no. 2, pp. 210–214, Feb. 2020.
- [48] A. Zappone, M. Di Renzo, F. Shams, X. Qian, and M. Debbah, “Overhead-aware design of reconfigurable intelligent surfaces in smart radio environments,” vol. 20, no. 1, pp. 126–141, Jan. 2021.
- [49] P. E. Cantrell and A. K. Ojha, “Comparison of generalized Q-function algorithms,” *IEEE Trans. Inf. Theory*, vol. 33, pp. 591–596, Jul. 1987.
- [50] D. A. Shnidman, “The calculation of the probability of detection and the generalized marcum Q-function,” *IEEE Trans. Inf. Theory*, vol. 35, pp. 389–400, Mar. 1989.
- [51] M. K. Simon, *Probability Distributions Involving Gaussian Random Variables*. Springer US, 2006.
- [52] I. S. Gradshteyn and I. M. Ryzhik, *Table of Integrals, Series and Products*, 6th ed. New York, NY, USA: Academic Press, 2000.
- [53] C. Zhong, H. A. Suraweera, G. Zheng, I. Krikidis, and Z. Zhang, “Wireless information and power transfer with full duplex relaying,” *IEEE Trans. Commun.*, vol. 62, no. 10, pp. 3447–3461, 2014.
- [54] J. N. Laneman, D. N. C. Tse, and G. W. Wornell, “Cooperative diversity in wireless networks: Efficient protocols and outage behavior,” *IEEE Trans. Inf. Theory*, vol. 50, no. 12, pp. 3062–3080, Dec. 2004.
- [55] T. Kwon, S. Lim, S. Choi, and D. Hong, “Optimal duplex mode for DF relay in terms of the outage probability,” *IEEE Trans. Veh. Technol.*, vol. 59, no. 7, pp. 3628–3634, Sep. 2010.
- [56] D. P. Moya Osorio, E. E. Benitez Olivo, H. Alves, J. C. S. Santos Filho, and M. Latva-aho, “Exploiting the direct link in full-duplex amplify-and-forward relaying networks,” *IEEE Signal Process. Lett.*, vol. 22, no. 10, pp. 1766–1770, 2015.
- [57] V. K. S. Primak and V. Lyandres, *Stochastic Methods and their Applications to Communications: Stochastic Differential Equations Approach*, West Sussex, U.K.: Wiley, 2004.
- [58] E. Hildebrand, *Introduction to numerical analysis*, New York, NY, USA: Dover, 1987.