

CELLS: Cost-Effective Evolution in Latent Space for Goal-Directed Molecular Generation

Zhiyuan Chen*, Xiaomin Fang*, Fan Wang, Xiaotian Fan, Hua Wu, Haifeng Wang

Baidu Inc., China

{chenzhiyuan05, fangxiaomin01, wangfan04, fanxiaotian, wu_hua, wanghaifeng}@baidu.com

Abstract

Efficiently discovering molecules that meet various property requirements can significantly benefit the drug discovery industry. Since it is infeasible to search over the entire chemical space, recent works adopt generative models for goal-directed molecular generation. They tend to utilize the iterative processes, optimizing the parameters of the molecular generative models at each iteration to produce promising molecules for further validation. Assessments are exploited to evaluate the generated molecules at each iteration, providing direction for model optimization. However, most previous works require a massive number of expensive and time-consuming assessments, e.g., wet experiments and molecular dynamic simulations, leading to the lack of practicability. To reduce the assessments in the iterative process, we propose a cost-effective evolution strategy in latent space, which optimizes the molecular latent representation vectors instead. We adopt a pre-trained molecular generative model to map the latent and observation spaces, taking advantage of the large-scale unlabeled molecules to learn chemical knowledge. To further reduce the number of expensive assessments, we introduce a pre-screener as the proxy to the assessments. We conduct extensive experiments on multiple optimization tasks comparing the proposed framework to several advanced techniques, showing that the proposed framework achieves better performance with fewer assessments.

Introduction

Exploring the chemical space to search molecules that meet various property requirements, e.g., bio-activities, drug-likeness, and synthetics accessibility, is one of the most critical tasks in the drug discovery industry. In the past, the discovery of de-novo molecules exploits existing molecular libraries (Irwin and Shoichet 2005; Gaulton et al. 2012), usually containing millions of known molecules, to screen out the promising molecules for further validation. However, the entire chemical space is at the scale of 10^{80} (Kirkpatrick and Ellis 2004), which far exceeds the scale of known molecules in the libraries. Although it is valuable to thoroughly search the entire chemical space for the development of de-novo drugs, exhausting searching and assessing all the molecules is prohibitively expensive. Therefore, the task of goal-directed molecular generation calls for efficient and effective searching methods.

*These authors contributed equally.

Recent studies (Jin, Barzilay, and Jaakkola 2020; Chen et al. 2020; Xie et al. 2021) tend to utilize molecular generative models for goal-directed exploration. The parameters of the generative models are optimized by Bayesian optimization, reinforcement learning, or evolutionary algorithms. Assessments are exploited to evaluate the generated molecules at each iteration, providing direction for model optimization. By iteratively optimizing the model parameters with the assessed molecules, a molecular generative model can produce molecules that better fit the property requirements. However, such frameworks require a massive number of assessed molecules (labeled molecules). The time-consuming and expensive molecular assessments, e.g., wet experiments and molecular dynamic simulations, make these frameworks still far from practical. The reasons for the great demand for assessed molecules are as follows: First, the model has to be rebuilt from scratch, learning the chemical knowledge and objective optimization direction simultaneously; Second, a decent molecular generative model contains at least hundreds of thousands of parameters to be optimized.

Aiming to promote the cost-effectiveness of the iterative process for goal-directed molecular generation, we propose a novel and practical molecular generation framework, applying Cost-Efficient evoLution in Latent Space, called CELLS. Specifically, we adopt the molecular evolution in latent space instead of parameter space. We map the observation and latent spaces by a molecular generative model, which is pre-trained with a large number of unlabeled molecules to learn the chemical knowledge. We then introduce an evolutionary algorithm acting in latent space, searching for the desired molecules that maximize the objectives. Compared with optimizing the parameters of the generative models, searching representation vectors in latent spaces greatly reduce the searching space (a typical representation vector contains only hundreds of elements), thus requires fewer expensive assessments. Moreover, we introduce a pre-screener to further improve the cost-effectiveness. The pre-screener takes advantage of the labeled molecules collected at each iteration and acts as the proxy of the assessments.

We conduct extensive experiments on multiple optimization tasks, comparing CELLS to various advanced molecular generation approaches. The experimental results demonstrate that CELLS can produce molecules with excellent

properties while consuming fewer expensive assessments. Case study and ablation experiments also verify the effectiveness of exploring molecular latent space and the pre-screener.

Our contribution can be summarized as follows:

- We propose a novel and cost-effective goal-directed molecular generation framework by evolving molecules in latent space, the efficiency of which greatly surpasses the previous works.
- In the framework, we also investigate employing a pre-screener as a proxy to the expensive assessments to efficiently utilizing the existing assessment data.
- We conduct extensive experiments to verify the effectiveness as well as the efficiency of the proposed framework.

Related Work

General Molecular Generation

The task of general molecular generation aims to generate a set of valid molecules, the distribution of which is similar to that of the existing molecular libraries. The set of the generated molecules can be regarded as a virtual molecular library. The approaches for general molecular generation can be classified into four main categories, including Recurrent-based models, Variational AutoEncoder (VAE), Generative Adversarial Network (GAN), and Flow-based models.

First, the recurrent-based models (Segler et al. 2018; Bjerrum and Threlfall 2017) regard the SMILES string (Weininger 1988) of each molecule as a sentence and adopt language models to generate new SMILES strings. Second, for the VAE approaches, a molecule is encoded into a representation vector by an encoder and reconstructed from the vector by a decoder. Some approaches (Gómez-Bombarelli et al. 2018; Dai et al. 2018) take the SMILES strings of the molecules as input and apply sequence VAE architectures to generate molecules. Other approaches (Jin, Barzilay, and Jaakkola 2018; Simonovsky and Komodakis 2018; Samanta et al. 2019) are based on molecular graphs, taking the atoms as nodes and the chemical bonds as edges. Particularly, Junction Tree Variational Autoencoder (JT-VAE) proposed by Jin, Barzilay, and Jaakkola (2018) uses a graph-based VAE to learn the connections of the molecular scaffolds. Third, advanced studies introduce adversarial training in general molecular generation task, where Yu et al. (2017) and Guimaraes, Outeiral, and Nov (2017) are based on SMILES strings, and Cao and Kipf (2018) is based on molecular graphs. Fourth, the flow-based models (Madhawa et al. 2019; Honda et al. 2019; Shi et al. 2020a; Zang and Wang 2020) design invertible mappings from latent space to observation space. GraphNVP (Madhawa et al. 2019), CRF (Honda et al. 2019), and MolFlow (Zang and Wang 2020) generate molecular graphs in a one-shot way, while GraphAF (Shi et al. 2020a) generates molecular graphs node-by-node. Especially, MolFlow (Zang and Wang 2020) is the first of its kind which not only generates molecular graphs efficiently by invertible mapping at one shot but also has a validity guarantee.

Goal-Directed Molecular Generation

Goal-directed molecular generation intends to find the molecules that can satisfy multiple objectives to select the promising molecules for further validation.

Some approaches (Jensen 2019; Nigam et al. 2019, 2021; Kwon and Lee 2021) manually design molecular transformation rules according to expert experience and optimize the molecules based on these rules with evolutionary algorithms. However, exploration of the chemical space in this way is heavily dependent on manually designed rules.

Other approaches apply molecular generative models to generate molecules, which is in analogy to exploit latent molecular transformation rules. Previous works adopt various kinds of optimization strategies, such as Bayesian optimization (Gómez-Bombarelli et al. 2018; Jin, Barzilay, and Jaakkola 2018; Winter et al. 2019), reinforcement learning (Olivecrona et al. 2017; Popova, Isayev, and Tropsha 2018; Zhou et al. 2019; Guimaraes, Outeiral, and Nov 2017; Shi et al. 2020b; Jin, Barzilay, and Jaakkola 2020; Chen et al. 2020), and evolution algorithms (Sattarov et al. 2019), to optimize the parameters of the molecular generative models. Especially, for the methods based on reinforcement learning, RationaleRL (Jin, Barzilay, and Jaakkola 2020) and MolEvol (Chen et al. 2020) extract the critical sub-structures (rationales) from the assessed molecules by Monte Carlo Tree Search (MCTS) and an explainable model, respectively. Then, they fine-tune the pre-trained rationale-to-molecule models with reinforcement learning methods. However, the rationale-based approaches suffer from the significant demand of assessed molecules to obtain the rationales. Another work MARS (Xie et al. 2021) leverages a Markov molecular sampling procedure. It transforms a molecule by adding or deleting a pre-defined fragment in accordance with a proposal distribution network, but the low coverage of fragments limits its generalization ability.

Although the previous generative works can achieve great performance, they require a large number of assessed molecules to optimize the parameters of the generative models, lacking practicability for drug discovery. We propose a novel framework to reduce the demand for assessed molecules, which takes advantage of the general molecular generation approaches as well as the goal-directed molecular generation approaches. A pre-trained general molecular generation model is utilized to learn the chemical knowledge and map the latent and observation space. An evolution algorithm commonly used in goal-directed molecular generation is exploited to optimize the molecular latent representation vectors.

Methodology

This section describes our proposed cost-effective framework (CELLS) to search for molecules that meet multiple property requirements. We explore the molecular latent space by a well-designed evolution strategy that optimizes the molecular representation vectors.

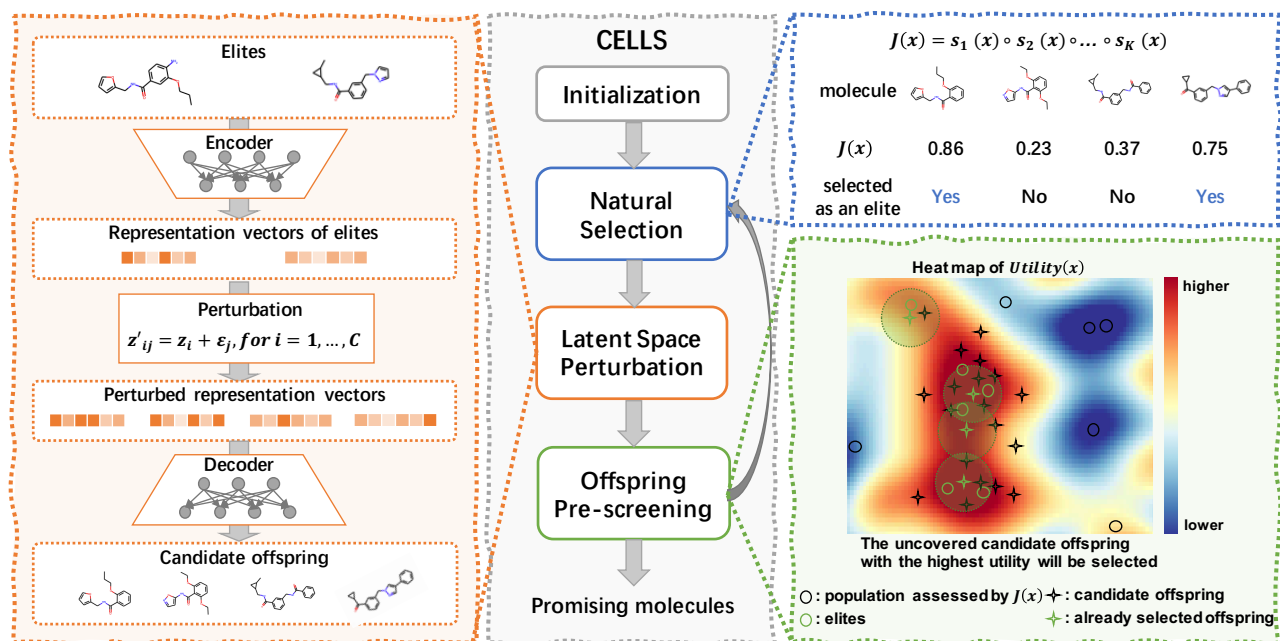


Figure 1: The overall framework of CELLS. In Natural Selection module, the molecules in the population are evaluated by fitness function $J(x)$, and those molecules with the highest scores are selected as the elites. In Latent Space Perturbation module, the elites are encoded into representation vectors by an encoder. We apply perturbation to the representation vectors and reconstruct the candidate offspring from these perturbed representation vectors by a decoder. In Offspring Pre-screening module, a pre-screener $F(x)$ is trained with the molecules assessed by $J(x)$. Then the candidate offspring with the highest $F(x)$ are chosen as the population of the next iteration.

Overall Framework

The overall framework of CELLS is shown in Figure 1, consisting of four modules. The Initialization module randomly initializes the molecular population. The Natural Selection, Latent Space Perturbation, and Offspring Pre-screening are the main modules to produce and screen molecules as promising molecules for further validation. First, the Natural Selection module selects those molecules with the highest fitness from the molecular population as elites. Then, the Latent Space Perturbation module generates a great number of candidate offspring by perturbing the elites in latent space. Next, the Offspring Pre-screening module screens the candidate offspring by a pre-screener, and the picked-out offspring are taken as the molecular population of the next iteration. The details of these three main modules will be described in the following subsections.

Natural Selection

Assessments are exploited to evaluate the generated molecules at each iteration for natural selection, providing direction for model optimization. An assessment is formalized as a fitness function $J(x)$, assessing various properties of the molecules in the population. The molecules with the highest fitness scores are selected from the molecular population as the elites. We denote the set of population as $\mathcal{X}_{pop} = \{x_1, x_2, \dots, x_{N_{pop}}\}$, where $x_i \in \mathcal{X}_{pop}$ denotes a molecule and N_{pop} denotes the size of population. Usually, the fitness function $J(x)$ contains multiple objectives, e.g.,

bio-activity to a target protein, druggability, and synthetic accessibility. An objective is described as a scoring function for a specific molecular property, which could be a function, a simulation experiment, or an expensive biological experiment. Following the previous work (Xie et al. 2021), multi-objective optimization to evaluate various properties is defined as

$$J(x) = s_1(x) \circ s_2(x) \circ \dots \circ s_K(x), \quad (1)$$

where x represents a molecule, $s_k(x)$ is a scoring function for the k -th objective, K is the number of objectives, and \circ is an operator that combines the scoring functions, such as summation and multiplication.

The elites are selected from \mathcal{X}_{pop} according to the fitness function $J(x)$. The set of elites are denoted by $\mathcal{X}_{elite} = \{x_1, x_2, \dots, x_{N_{elite}}\}$, where N_{elite} is the number of elites.

Latent Space Perturbation

We apply the molecular evolution in latent space, producing various candidate offspring from the elites selected in the Natural Selection module. A pre-trained molecular generative model is introduced to map the observed molecules into latent spaces. First, we encode a molecule into a latent representation vector by the pre-trained generative model, and we continuously perturb its representation vector by adding noises to produce several perturbed representation vectors. Then, we reconstruct the molecules from perturbed representation vectors by the pre-trained generative model,

serving as the candidate offspring for the Offspring Pre-screening module.

Molecular Latent Space A molecular generative model is introduced to obtain the latent representation of the molecules. It can encode a molecule into a latent representation vector and reconstruct the molecule from the representation vector. The generative model is pre-trained on a molecular dataset that contains a large number of unlabeled molecules to learn chemical knowledge. It is optimized to produce diverse molecules, and the distribution of the produced molecules should be similar to that of the existing molecular libraries.

Various kinds of generative approaches, e.g., AutoEncoder (AE), Variational AutoEncoder (VAE) (Kingma and Welling 2014), and Generative Adversarial Network (GAN) (Goodfellow et al. 2014), can be utilized to generate de-novo molecules. In this paper, we follow the previous work (Jin, Barzilay, and Jaakkola 2018), applying VAE on molecular graphs. A vanilla VAE extends the AE, containing an encoder and a decoder. We can use the encoder to encode the molecules into continuous representation vectors and the decoder to reconstruct the molecules from the representation vectors. Let’s denote a molecule as x and its representation vector as z . A VAE aims to maximize the data distribution $p(x) = \int_z p_\theta(x|z)p_\phi(z)dz$. The latent space is considered as a set of multivariate Gaussian distributions, i.e., $z \sim q_\phi(z|x)$, where $q_\phi(z|x)$ is a multivariate Gaussian function introduced to approximate the posterior distribution $p_\theta(z|x)$. Function $q_\phi(z|x)$ is regarded as the molecular encoder, while the likelihood $p_\theta(z|x)$ is regarded as the molecular decoder. Parameters θ and ϕ are trained on a dataset with a large number of unlabeled molecules to produce the optimal molecular encoder and decoder.

The model parameters of the trained molecular encoder and decoder are kept fixed for the iterative process to optimize the latent representation vectors. For an elite $x_i \in \mathcal{X}_{elite}$, we obtain the corresponding representation vector z_i by the pre-trained molecular encoder. The set of the representation vectors of the elites is denoted as $\mathcal{Z}_{elite} = \{z_1, z_2, \dots, z_{N_{elite}}\}$. Then, we perturb the representation vectors of the elites and reconstruct offspring molecules from the perturbed representation vectors as the candidate offspring by the molecular decoder.

Perturbation For the sake of making the generated offspring retain the characteristics of elites, we slightly modify the molecular structures of the elites through latent space. Inspired by the work (Salimans et al. 2017), we stochastically perturb the elements in elites’ representation vectors. Perturbation in the representation vectors uses the implicit transformation rules to generate molecules similar to the original molecules, corresponding to the transformation of the molecular structures, such as adding an atom or a functional group to the original molecules.

For an elite $x_i \in \mathcal{X}_{elite}$, we randomly sample C Gaussian noises $\epsilon_1, \epsilon_2, \dots, \epsilon_c \sim N(0, \mathbf{I})$, where C is a hyper-parameter controlling the number of candidate offspring, and \mathbf{I} represents an identity matrix. The Gaussian noises are

added to this elite’s representation vector z_i :

$$z'_{ij} = z_i + \sigma \cdot \epsilon_j, \text{ for } j = 1, \dots, C, \quad (2)$$

where z'_{ij} is the perturbed representation vector and σ is the step size controlling the similarity degree between the elites and the offspring. If σ is too large, there will be a great difference between the elites and the offspring, and the offspring may fail to retain the characteristics of the elites. If σ is too small, the offspring will be particularly similar to the elites, resulting in lower efficiency of chemical space exploration.

After perturbation, we obtain $N_{cand} = CN_{elite}$ perturbed representation vectors, and the pre-trained molecular decoder is applied to reconstruct the molecules from these perturbed representation vectors. The reconstructed molecules are regarded as the candidate offspring for further pre-screening, denoted by $\mathcal{X}_{cand} = \{x_1, x_2, \dots, x_{N_{cand}}\}$.

Discussion Existing frameworks for goal-directed molecular generation optimize parameters of the generative models with the labeled molecules, i.e., the molecules evaluated and collected in the Natural Selection module, at each iteration. In this way, the generative models require lots of labeled molecules, as they need to learn chemical knowledge, e.g., basic chemical rules, and search the promising molecules simultaneously. In contrast, our proposed approach requires fewer labeled molecules, as we leverage a pre-trained generative model, which has already learned the chemical knowledge from large-scale unlabeled molecules. Thus, we can focus more on the efficient exploration of the chemical space by optimizing the molecular representation vectors with a small number of labeled molecules.

Offspring Pre-screening

Aiming to improve the cost-effectiveness of the iterative process further, we introduce a pre-screener to efficiently utilize the existing assessed molecules. The pre-screener acts as the proxy to the assessments. It trades off exploration and exploitation to select cost-effective molecules from the candidate offspring \mathcal{X}_{cand} as the population of the next iteration. More concretely, we suppose a molecule is cost-effective if its properties are better or its uncertainty is higher than the other molecules. Based on this supposition, we introduce two models: (1) utility model $Utility(x)$ for exploitation, which evaluates the molecular properties; (2) uncertainty model $Uncertainty(x)$ for exploration, which evaluates the uncertainty. The pre-screener $F(x)$ is formalized as

$$F(x) = Utility(x), \quad (3)$$

$$s.t., Uncertainty(x) > \lambda \cdot \max_{x' \in \mathcal{X}_{cand}} Uncertainty(x'),$$

where λ is a hyper-parameter controlling the impact of uncertainty. We select N offspring one-by-one according to the pre-screener $F(x)$, and the selected offspring are taken as the population of the next generation.

Exploitation Utility model $Utility(x)$ is an efficient machine learning model that roughly estimates the properties of the candidate offspring. We adopt a graph neural network for molecular property prediction. Given a molecule, the graph neural network regards the atoms as the nodes and

the chemical bonds as the edges connecting the atoms. Then, the graph neural network utilizes message passing to learn the chemical knowledge and predict the molecular properties.

Utility model $Utility(x)$ is trained with the collected labeled molecules. At each iteration, the Natural Selection module can produce N_{pop} labeled molecules. At the i -th iteration, $i \cdot N_{pop}$ labeled molecules are available to train the utility model $Utility(x)$. We evaluate the properties of the candidates with the trained utility model $Utility(x)$, and the molecules with higher utilities are likely to achieve better performance in the Natural Selection module.

Exploration To explore the chemical space more thoroughly, we keep the population as diverse as possible. Thus, we prefer to select the candidates with higher uncertainty. The molecules with higher uncertainty are defined as those molecules that are more different from the already selected molecules. The uncertainty function $Uncertainty(x)$ is defined as

$$Uncertainty(x) = \min_{x_i \in \mathcal{X}_{selected}} Dis(x, x_i), \quad (4)$$

where $\mathcal{X}_{selected}$ represents the set of the already selected offspring in the Offspring Pre-screening module at this iteration, and $Dis(x_i, x_j)$ represents the distance between two molecules, which is defined as the Euclidean distance over the Morgan fingerprints (Rogers and Hahn 2010) of two molecules:

$$Dis(x_i, x_j) = |fp(x_i) - fp(x_j)|^2, \quad (5)$$

where $fp(\cdot)$ is operator to obtain the fingerprint of a given molecule.

Discussion It should be emphasized that although both the fitness function $J(x)$ and the pre-screener $F(x)$ can evaluate the properties of a molecule, their roles are different. The fitness function $J(x)$ is the optimization target, i.e., the expensive assessments, while the pre-screener $F(x)$ acts as the proxy of the fitness function $J(x)$, which utilizes the observed labeled molecules to provide rough estimations. Our proposed framework CELLS is similar to Model-Based Reinforcement Learning (MBRL) (Sutton 1990; Lin 1992) to some extent, where the fitness function $J(x)$ in CELLS is in analogy to the real environment in MBRL, and the pre-screener $F(x)$ in CELLS is in analogy to the environment model in MBRL. The pre-screener $F(x)$ contributes to producing higher-quality offspring, improving the cost-effectiveness of optimization process.

Experiments

We compare CELLS with several strong baselines on multiple optimization tasks. We also analyze the effect of latent space exploration and pre-screener in our framework.

Experimental Settings

Optimization Tasks We evaluate the performance of different approaches on various optimization tasks. An optimization task is composed of several objectives, and a summation operator combines the objectives. The objectives are described as follows:

- GSK3 β (Li, Zhang, and Liu 2018): Inhibition against glycogen synthase kinase-3 β . The score of GSK3 β for a molecule is evaluated by a Random Forest, which is trained on the dataset with 2 thousand positive samples and 50 thousand negative samples.
- JNK3 (Li, Zhang, and Liu 2018): Inhibition against c-Jun N-terminal kinase-3. The score of JNK3 for a molecule is evaluated by Random Forest trained on the dataset with 7 hundred positive samples and 50 thousand negative samples.
- QED (Bickerton et al. 2012): Quantitative Estimation of Drug-likeness. QED is an integrative score to evaluate molecules’ favorability to become a drug.
- SA (Ertl and Schuffenhauer 2009): Synthetics Accessibility. SA is a score indicating the difficulty of synthesizing a given molecule.

Following the previous work (Xie et al. 2021), we use summation as the operator \circ to combine the scoring functions.

Settings of CELLS JT-VAE (Jin, Barzilay, and Jaakkola 2018) is adopted as the pre-trained molecular generative model which is trained with a ZINC subset extracted by MOSES (Polykovskiy et al. 2018) in all the optimization tasks. For each optimization task, CELLS iterates 100 epochs to search the promising molecules. In the Natural Selection module, we set the size of the population as $N_{pop} = 500$, and the number of elites as $N_{elite} = 200$. In the Latent Space Perturbation module, we set $C = 100$ and use various step sizes $\sigma = 0.1, 0.2, \dots, 1.0$ to explore different scopes. In the Offspring Pre-screening module, $\lambda = 0.35$.

Baseline Methods We compare CELLS with the several baseline methods. *ChEMBL* selects the promising molecules by screening the molecular libraries. *RationaleRL*, *MolEvol*, and *MARS* are three molecular generation approaches, utilizing molecular generative models to produce molecules.

- *ChEMBL* (Gaulton et al. 2012) is an open database with 1.9 million of drug-like bio-active molecules. We assess all the molecules in the database and screen out the top molecules.
- *RationaleRL* (Jin, Barzilay, and Jaakkola 2020) first extract the critical substructures (rationales) from lots of assessed molecules. Then, it optimize a graph-based generative model and exploit the generative model to expand the critical substructures into a full molecule.
- *MolEvol* (Chen et al. 2020) proposes an Expectation-Maximization (EM)-like evolutionary process to optimize molecular properties. The framework of which is similar to that of *RationaleRL*. It contains two stages: The first stage identifies promising substructures, and the second stage completes the molecules from these substructures.
- *MARS* (Xie et al. 2021) leverages Markov Chain Monte Carlo sampling (MCMC) with an annealing scheme to produce molecules and apply reinforcement learning to optimize the proposal distribution network.

Method	Cost (K)	GSK3 β + JNK3			GSK3 β + JNK3 + QED + SA		
		Top 20	Top 50	Top 100	Top 20	Top 50	Top 100
ChEMBL	1900	0.918	0.890	0.863	0.824	0.811	0.799
RationaleRL	1000	0.772	0.756	0.741	0.804	0.795	0.786
MolEvol	10000	0.801	0.791	0.782	0.815	0.803	0.793
MARS	6000	0.831	0.809	0.791	0.788	0.775	0.760
CELLS	50	0.857	0.842	0.830	0.814	0.804	0.796

Table 1: The optimization costs as well as the top molecules’ mean fitness scores of different approaches for two optimization tasks: GSK β +JNK3 and GSK3 β + JNK3 + QED + SA. The highest scores are shown in bold, and the cells in gray indicate the highest scores except for the screening approaches.

Overall Performance

We evaluate the overall performance of various molecular generation approaches on two optimization tasks: GSK β +JNK3 and GSK3 β + JNK3 + QED + SA. The generated molecules should inhibit two kinases, GSK β and JNK3, at the same time for the first optimization task. The second optimization task is much harder than the first one, where the generated molecules should also satisfy the drug-likeness (QED) and synthesis accessibility (SA) on the basis of the first task. We implement the baseline approaches using the default hyper-parameters described in the corresponding papers and open-source codes, requiring different numbers of assessments. For each approach, the assessments are used to optimize the parameters of the molecular generation models or the elements in the molecular latent representation vectors. The numbers of assessments (*Cost*) and the average fitness scores of the top K molecules, with $K = 20, 50, 100$, for two optimization tasks are shown in Table 1. We can draw the following conclusions:

- The average fitness scores of *CELLS* are higher than that of *RationaleRL*, *MolEvol*, and *MARS*, in general. In particular, the performances of *CELLS* and *MolEvol* are close to each other for optimization task GSK3 β + JNK3 + QED + SA. The experimental results demonstrate that *CELLS* can achieve competitive or even better performance than the baseline approaches for goal-directed molecular generation.
- The cost of *CELLS* for optimization is much lower than that of the baseline approaches, as searching representation vectors in latent spaces greatly reduce the searching space compared with searching the model parameters.
- *ChEMBL* that assess about 2 million molecules achieves the best performance. The performance of *CELLS* with only 50K assessments is close to the performance of *ChEMBL*, especially for the optimization task GSK3 β + JNK3 + QED + SA. However, other goal-directed molecular generative models are weaker than *ChEMBL* even though they utilize lots of assessments.

Cost Analysis

We also implement multiple molecular generation frameworks with various number of assessments to investigate

Method	Cost (K)	GSK3 β + JNK3 + QED + SA		
		Top 20	Top 50	Top 100
Random	50	0.614	0.580	0.553
MolEvol	6000	0.815	0.803	0.793
	50	0.728	0.721	0.713
MARS	10000	0.788	0.775	0.760
	50	0.506	0.484	0.468
CELLS	50	0.814	0.804	0.796

Table 2: The performance of various molecular generation approaches with different costs for optimization task GSK3 β + JNK3 + QED + SA.

their performance. We compare *CELLS* with methods *Random*, *MolEvol*, and *MARS*. Noting that the results of *RationaleRL* are not shown in the table as *RationaleRL* fails to generate molecules when the number of assessments is small. Besides, we introduce method *Random* that randomly selects a set of molecules from library ChEMBL as a naive baseline method.

Table 2 shows the experimental results. When the number of assessments for optimization is constrained to be 50K, *CELLS* significantly outperforms the other two methods *MolEvol* and *MARS*. When the numbers of assessments for optimization are reduced, the average fitness scores of *MolEvol* and *MARS* decreased significantly for optimization task GSK3 β + JNK3 + QED + SA. Especially, the performance of method *MARS* with 50K assessments for optimization is almost the same as that of method *Random*. The results indicate that heavy reliance on abundant assessments to optimize model parameters makes the previous molecular generation approaches impractical for drug discovery.

Effect of Evolution in Latent Space

To verify the feasibility of evolution in latent space, we study the relationship between the perturbation of molecular representation vectors and the transformation of the molecular structures. Given a molecule, we obtain its representation vector and perturb the vector with different step sizes. We compare the structures of the molecules reconstructed from the perturbed representation vectors. A case is shown in Figure 2, demonstrating the effect of perturbing the repre-

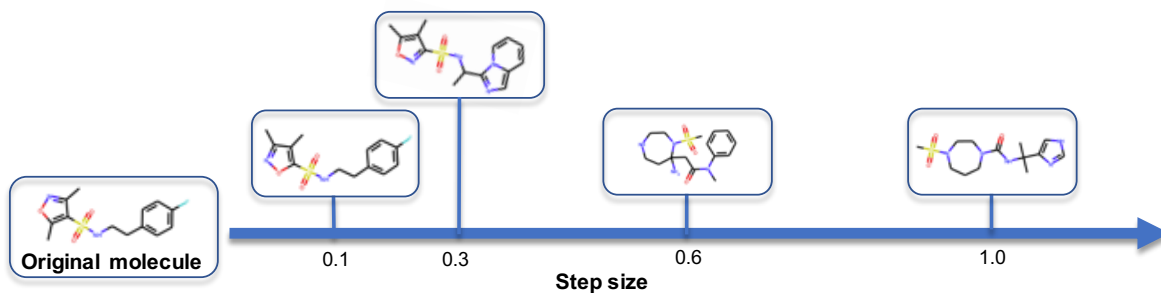


Figure 2: Demonstration of the effect of perturbing the representation vector of a molecule with different step sizes.

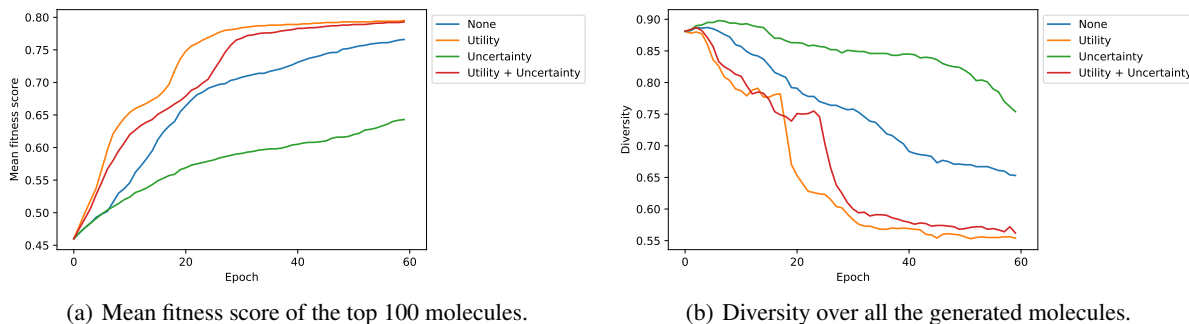


Figure 3: Ablation study of the pre-screener in CELLS for optimization task GSK3 β + JNK3 + QED + SA.

sentation vector of a molecule. We can find that the larger the step size, the more significant the difference between the structures of the perturbed molecules and the original molecule and vice versa. This phenomenon reveals the correspondence between the perturbation of the molecular representation vectors and the transformation of the molecular structures. Additionally, compared with directly adding, deleting, or modifying atoms or functional groups on the molecular structures, it is much simpler to perturb the continuous representation vectors of the molecules.

Effect of Pre-screener

For the sake of analyzing the effect of the pre-screener in the Offspring Pre-screening module, we compare multiple settings of *CELL*: (1) *None* for the evolution framework without pre-screener, (2) *Utility* for selecting the offspring by function $Utility(x)$, (3) *Uncertainty* for selecting the offspring by function $Uncertainty(x)$, (4) $Utility+Uncertainty$ for the evolution framework with the complete pre-screener. The mean fitness score of the top 100 molecules and diversity score over all the generated molecules for each setting are shown in Figure 3, where the diversity score of a molecular set is defined as the average distance $Dis(x_i, x_j)$ (Equation 5) over all the molecule pairs. From Figure 3, we can observe the following phenomena:

- The fitness scores are inverse to the diversity scores, as the molecules with high fitness scores are likely to gather in some specific regions.

- The evolution framework with complete pre-screener, i.e., $Utility+Uncertainty$, outperforms the evolution framework without pre-screener, i.e., *None*, which demonstrates the effectiveness of the pre-screener.
- The fitness scores and the diversity scores of *Utility* and $Utility+Uncertainty$ are close in the last few epochs, but the diversity of $Utility+Uncertainty$ is higher than that of *Utility*, since $Utility+Uncertainty$ also considers uncertainty. Besides, *Uncertainty* does not work well as it only accounts for the diversity.

Conclusions

Efficient exploration of the massive chemical space to find the molecules that satisfy multiple property requirements can accelerate the drug discovery process. However, previous molecular generation frameworks require a great number of assessed molecules to optimize the generative models' parameters, making these frameworks still far from application. We propose a cost-effective evolution framework in latent space by optimizing the small-size representation vectors instead of the parameters of the generative models. A pre-trained molecular generative model is adopted to map the observation space to the latent space and learn chemical knowledge from the large-scale unlabeled molecules. Additionally, we leverage a pre-screener as the proxy of the assessments to select the valuable molecules as the population by trading exploration and exploitation. The experimental results show that the proposed method can achieve excellent performance at a lower cost.

References

- Bickerton, G. R.; Paolini, G. V.; Besnard, J.; Muresan, S.; and Hopkins, A. L. 2012. Quantifying the chemical beauty of drugs. *Nature chemistry*, 4(2): 90–98.
- Bjerrum, E. J.; and Threlfall, R. 2017. Molecular Generation with Recurrent Neural Networks (RNNs).
- Cao, N. D.; and Kipf, T. 2018. MolGAN: An implicit generative model for small molecular graphs. arXiv:1805.11973.
- Chen, B.; Wang, T.; Li, C.; Dai, H.; and Song, L. 2020. Molecule Optimization by Explainable Evolution. In *International Conference on Learning Representations*.
- Dai, H.; Tian, Y.; Dai, B.; Skiena, S.; and Song, L. 2018. Syntax-directed variational autoencoder for structured data. *arXiv preprint arXiv:1802.08786*.
- Ertl, P.; and Schuffenhauer, A. 2009. Estimation of synthetic accessibility score of drug-like molecules based on molecular complexity and fragment contributions. *Journal of cheminformatics*, 1(1): 1–11.
- Gaulton, A.; Bellis, L. J.; Bento, A. P.; Chambers, J.; Davies, M.; Hersey, A.; Light, Y.; McGlinchey, S.; Michalovich, D.; Al-Lazikani, B.; et al. 2012. ChEMBL: a large-scale bioactivity database for drug discovery. *Nucleic acids research*, 40(D1): D1100–D1107.
- Gómez-Bombarelli, R.; Wei, J. N.; Duvenaud, D.; Hernández-Lobato, J. M.; Sánchez-Lengeling, B.; Sheberla, D.; Aguilera-Iparraguirre, J.; Hirzel, T. D.; Adams, R. P.; and Aspuru-Guzik, A. 2018. Automatic Chemical Design Using a Data-Driven Continuous Representation of Molecules. *ACS Central Science*, 4(2): 268–276.
- Goodfellow, I. J.; Pouget-Abadie, J.; Mirza, M.; Xu, B.; Warde-Farley, D.; Ozair, S.; Courville, A.; and Bengio, Y. 2014. Generative Adversarial Nets. In *Proceedings of the 27th International Conference on Neural Information Processing Systems - Volume 2*, 2672–2680. Cambridge, MA, USA: MIT Press.
- Guimaraes, G.; Outeiral, B. S.-I. C.; and Nov, M. L. 2017. Objective-Reinforced Generative Adversarial Networks (ORGAN) for Sequence Generation Models.
- Honda, S.; Akita, H.; Ishiguro, K.; Nakanishi, T.; and Oono, K. 2019. Graph Residual Flow for Molecular Graph Generation. arXiv:1909.13521.
- Irwin, J. J.; and Shoichet, B. K. 2005. ZINC- a free database of commercially available compounds for virtual screening. *Journal of chemical information and modeling*, 45(1): 177–182.
- Jensen, J. H. 2019. A graph-based genetic algorithm and generative model/Monte Carlo tree search for the exploration of chemical space. *Chemical Science*, 10(12): 3567–3572.
- Jin, W.; Barzilay, R.; and Jaakkola, T. 2018. Junction Tree Variational Autoencoder for Molecular Graph Generation.
- Jin, W.; Barzilay, R.; and Jaakkola, T. 2020. Multi-objective molecule generation using interpretable substructures. *arXiv*.
- Kingma, D. P.; and Welling, M. 2014. Auto-Encoding Variational Bayes. arXiv:1312.6114.
- Kirkpatrick, P.; and Ellis, C. 2004. Chemical space. *Nature*, 432(7019): 823–824.
- Kwon, Y.; and Lee, J. 2021. MolFinder: an evolutionary algorithm for the global optimization of molecular properties and the extensive exploration of chemical space using SMILES. *Journal of Cheminformatics*, 13(1): 1–14.
- Li, Y.; Zhang, L.; and Liu, Z. 2018. Multi-objective de novo drug design with conditional graph generative model. *Journal of cheminformatics*, 10(1): 1–24.
- Lin, L. J. 1992. Self-Improving Reactive Agents Based On Reinforcement Learning, Planning and Teaching. *Mach. Learn.*, 8: 293–321.
- Madhawa, K.; Ishiguro, K.; Nakago, K.; and Abe, M. 2019. GraphNVP: An Invertible Flow Model for Generating Molecular Graphs. arXiv:1905.11600.
- Nigam, A.; Pollice, R.; Krenn, M.; dos Passos Gomes, G.; and Aspuru-Guzik, A. 2021. Beyond generative models: superfast traversal, optimization, novelty, exploration and discovery (STONED) algorithm for molecules using SELFIES. *Chemical science*.
- Nigam, A. K.; Friederich, P.; Krenn, M.; and Aspuru-Guzik, A. 2019. Augmenting Genetic Algorithms with Deep Neural Networks for Exploring the Chemical Space. *arXiv e-prints*.
- Olivecrona, M.; Blaschke, T.; Engkvist, O.; and Chen, H. 2017. Molecular De-Novo Design through Deep Reinforcement Learning.
- Polykovskiy, D.; Zhebrak, A.; Sanchez-Lengeling, B.; Golovanov, S.; Tatanov, O.; Belyaev, S.; Kurbanov, R.; Artamonov, A.; Aladinskiy, V.; Veselov, M.; Kadurin, A.; Nikolenko, S.; Aspuru-Guzik, A.; and Zhavoronkov, A. 2018. Molecular Sets (MOSES): A Benchmarking Platform for Molecular Generation Models. 1–16.
- Popova, M.; Isayev, O.; and Tropsha, A. 2018. Deep reinforcement learning for de novo drug design. (July): 1–15.
- Rogers, D.; and Hahn, M. 2010. Extended-connectivity fingerprints. *Journal of chemical information and modeling*, 50(5): 742–754.
- Salimans, T.; Ho, J.; Chen, X.; and Sutskever, I. 2017. Evolution Strategies as a Scalable Alternative to Reinforcement Learning. *CoRR*, abs/1703.03864.
- Samanta, B.; De, A.; Jana, G.; Chattaraj, P. K.; Ganguly, N.; and Gomez-Rodriguez, M. 2019. NeVAE: A Deep Generative Model for Molecular Graphs. arXiv:1802.05283.
- Sattarov, B.; Baskin, I. I.; Horvath, D.; Gérard, G.; Bjerrum, E. J.; and Varnek, A. 2019. De Novo Molecular Design by Combining Deep Autoencoder Recurrent Neural Networks with Generative Topographic Mapping.
- Segler, M. H.; Kogej, T.; Tyrchan, C.; and Waller, M. P. 2018. Generating focused molecule libraries for drug discovery with recurrent neural networks. *ACS central science*, 4(1): 120–131.
- Shi, C.; Xu, M.; Zhu, Z.; Zhang, W.; Zhang, M.; and Tang, J. 2020a. GraphAF: a Flow-based Autoregressive Model for Molecular Graph Generation. arXiv:2001.09382.

- Shi, C.; Xu, M.; Zhu, Z.; Zhang, W.; Zhang, M.; and Tang, J. 2020b. Graphaf: A flow-based autoregressive model for molecular graph generation. *arXiv*, 1–18.
- Simonovsky, M.; and Komodakis, N. 2018. Graphvae: Towards generation of small graphs using variational autoencoders. In *International conference on artificial neural networks*, 412–422. Springer.
- Sutton, R. S. 1990. Integrated Architectures for Learning, Planning, and Reacting Based on Approximating Dynamic Programming. In Porter, B.; and Mooney, R., eds., *Machine Learning Proceedings 1990*, 216–224. San Francisco (CA): Morgan Kaufmann. ISBN 978-1-55860-141-3.
- Weininger, D. 1988. SMILES, a chemical language and information system. 1. Introduction to methodology and encoding rules. *Journal of Chemical Information and Computer Sciences*, 28(1): 31–36.
- Winter, R.; Montanari, F.; Steffen, A.; Briem, H.; Noé, F.; and Clevert, D. A. 2019. Efficient multi-objective molecular optimization in a continuous latent space. *Chemical Science*, 10(34): 8016–8024.
- Xie, Y.; Shi, C.; Zhou, H.; Yang, Y.; Zhang, W.; Yu, Y.; and Li, L. 2021. Mars: Markov molecular sampling for multi-objective drug discovery. *arXiv preprint arXiv:2103.10432*.
- Yu, L.; Zhang, W.; Wang, J.; and Yu, Y. 2017. Seqgan: Sequence generative adversarial nets with policy gradient. In *Proceedings of the AAAI conference on artificial intelligence*, volume 31.
- Zang, C.; and Wang, F. 2020. MoFlow: An Invertible Flow Model for Generating Molecular Graphs. *Proceedings of the 26th ACM SIGKDD International Conference on Knowledge Discovery & Data Mining*.
- Zhou, Z.; Kearnes, S.; Li, L.; Zare, R. N.; and Riley, P. 2019. Optimization of Molecules via Deep Reinforcement Learning. 1–10.