

Policy Learning Under Ambiguity

Riccardo D'Adamo*

November 23, 2021

Abstract

This paper studies the problem of estimating individualized treatment rules when treatment effects are partially identified, as it is often the case with observational data. We first study the population problem of assigning treatment under partial identification and derive the population optimal policies using classic optimality criteria for decision under ambiguity. We then propose an algorithm for computation of the estimated optimal treatment policy and provide statistical guarantees for its convergence to the population counterpart. Our estimation procedure leverages recent advances in the orthogonal machine learning literature, while our theoretical results account for the presence of non-differentiabilities in the problem. The proposed methods are illustrated using data from the Job Partnership Training Act study.

1 Introduction

The problem of choosing an optimal treatment policy based on data is ubiquitous in economics and many other fields, including marketing and medicine. As individuals often display heterogeneous responses to the same treatment, decision-makers are increasingly interested in leveraging the wide availability of rich data at granular/individual level to tailor treatment assignment to individuals based on their characteristics. As a result, a fast-growing literature has emerged focusing on the development of procedures for estimation of individualized treatment rules.

While a variety of different approaches have been recently established, the vast majority assumes that the available data allows to provide point-estimates for the effect of

*Department of Economics, University College London. E-mail: uctpdad@ucl.ac.uk

the treatment, that is treatment effects are *point-identified*. While of important stylized value, this assumption is often hard to justify in many empirical settings. For example, economists have long been aware that popular quasi-experimental and observational research designs such as regression discontinuity (RDD) and instrumental variable (IV) allow to point-identify treatment effects only for specific sub-populations (see, e.g., Imbens and Angrist, 1994). Even in randomized control trials, point-identification of the treatment effects is often precluded due to non-random attrition, e.g. when participants dropout from a program, a researcher is denied information on the outcome variable, or when death occurs during a clinical trial, (Lee, 2009). When data only allow partial knowledge of the treatment response, and the policy-maker is not willing to specify a prior for its distribution, then the effect associated with a specific policy is partially identified and only a partial-ordering of policies can be deduced. While informative from a scientific perspective, a partial-ordering of policies is unsatisfying when the ultimate goal is to choose a single treatment rule to be implemented in the real world. Designing methods for learning a personalised treatment rule when the policy-maker faces such problem of decision under ambiguity thus involves two task. First, developing an approach with appropriate normative foundations that allows to resolve the ambiguity and thus characterize the population optimal policy under-partial identification. Second, devising estimation procedures for learning the population optimal policy from the data with desirable statistical properties.

In this paper, we accomplish both these tasks within the framework of *empirical welfare maximization* (EWM), a recent approach introduced by Kitagawa and Tetenov (2018) and subsequently studied in Athey and Wager (2020). This method considers treatment assignment policies that are exogenously constrained to have low complexity in terms of Vapnik-Chervonenkis (VC) dimension. This encompasses many practical settings of interest, as policies often have to satisfy requirements imposed for institutional or practical reasons, such as fairness, budget or interpretability. The EWM method selects the optimal policy as the maximizer of the empirical analogue of the population welfare, formulated as the average of the individual outcomes in the target population. The EWM estimation procedure has the convenient structure of an empirical risk minimization problem, which is exploited by Kitagawa and Tetenov (2018) and Athey and Wager (2020) to study its statistical properties.

This paper extends the EWM framework to the partially-identified setting by making several contributions. First, we study the population problem of assigning treatment un-

der partial identification from a general perspective. In particular, we show how classic criteria for decision making under ambiguity, such as minimax loss and minimax regret, can be applied in the context of welfare maximization. We also establish general conditions on the identified set under which the problem takes a simplified form that makes the sample analogue of the problem computationally tractable. Second, we propose an algorithm for computation of the estimated optimal treatment policy and provide statistical guarantees on its convergence to the population counterpart. Following the insight of Athey and Wager (2020), our procedure leverages recent advances on double/de-biased machine learning by making use of Neyman-orthogonal estimates for the treatment effect bounds on which the welfare depends. This, coupled with sample-splitting, allows us to prove fast rates of convergence for the estimated policy while imposing minimal requirements on the first-stage estimates. One unique feature of the partially-identified setting studied in this paper is the restricted degree of smoothness enjoyed by the welfare criterion. In particular, we show that popular choices of identification schemes and optimality criteria for choice under ambiguity lead to welfare criteria that are only *directionally differentiable* with respect to the data-generating process. We highlight the importance of this feature for the problem at hand and develop new theoretical results showing how the extent of non-differentiability in the data-generating process affects the statistical properties of our learning procedure.

The contributions of this paper are closely related to the recent literature on EWM methods, e.g. Kitagawa and Tetenov (2018), Athey and Wager (2020), Mbakop and Tabord-Meehan (2021), and more broadly to the growing body of literature studying statistical treatment rules (see Hirano and Porter, 2020, and references therein). Kitagawa and Tetenov (2018) introduced the EWM method and provided theoretical results showing its optimality when implemented with experimental data. Athey and Wager (2020) leverage insights from the recent literature on orthogonal machine learning (Chernozhukov et al. (2018)) and propose doubly-robust estimation of the treatment effect which leads to an optimal rule even with observational data. We build on their work by also adopting Neyman-orthogonal estimates while we relax the fundamental assumption that the treatment effect is point-identified. Cui and Tchetgen Tchetgen (2021) also develop procedures for learning optimal treatments rules with instrumental variables but consider unconstrained policy classes. Similarly to Athey and Wager (2020), they ensure point-identification of treatment response by restricting their analysis to the effect on compliers only.

In a series of papers, Manski (2009, 2010, 2011) studies the problem of a social planner

who needs to choose treatment for a population under partial knowledge of the treatment response in the absence of covariates. He shows that when the sign of the treatment effect is ambiguous, the minimax regret criterion leads to policies that randomize treatment in the population. While our study of the population problem is inspired by Manski’s work in this area, the focus of our paper is on deterministic rules assigning treatment conditional on (potentially continuous) covariates.

Kasy (2016) and Byambadalai (2020) provide methods for comparing different policies in the presence of covariates and partially-identified treatment effects. The focus of their work is on characterizing the partial ordering of policies in terms of their associated welfare rather than resolving the ambiguity and estimate the optimal treatment rule.

More closely related to our work is Kallus and Zhou (2018), who extend the EWM framework to learn an optimal policy in the presence of partially-identified treatment effects under unconfoundedness. In particular, they define an optimal policy as one that minimizes regret with respect to a baseline pre-existing policy and consider partial-identification of the treatment effects via Rosenbaum’s sensitivity model Rosenbaum (2002). While tailored to the particular optimality criterion and identification scheme of their interest, the estimation procedure (and associated theory) in Kallus and Zhou (2018) substantially differs from ours, which instead is designed to be applicable to a wider variety of optimality criteria and identification schemes. As a result we see our contribution as complementary to theirs. In contemporaneous work, Pu and Zhang (2021) study policy learning under ambiguity from a classification perspective and derive an optimal policy that coincides with the minimax welfare regret optimal policy studied in this paper. However, our estimation procedure crucially differs from theirs for the use of Neyman-orthogonal estimates which, combined with a refined proof-strategy that accounts for the lack of full-differentiability in the welfare criterion, allows us to establish considerably faster rates of convergence. As such, we see our results as improving on those of Pu and Zhang (2021).

Finally, we also contribute to a body of literature that deals with issues of estimation and inference for directionally-differentiable functionals. Hirano and Porter (2012) show that if a target estimand is not differentiable in the parameters of the data distributions, then there exists no asymptotically unbiased or regular estimator. Fang and Santos (2019) and Kitagawa et al. (2020) provide inference results for directionally differentiable functions from a frequentist and Bayesian perspective, respectively. To the best of our knowledge, we are the first to investigate the role of non-differentiabilities in the context

of an ERM-type problem. Our results are therefore of independent interest and may be relevant to statistical learning problems beyond the treatment assignment problem of this paper.

The rest of this paper is organized as follows. Section 2 introduces the setup and studies the population problem of assigning treatment under ambiguity. Section 3 presents the proposed estimation procedure for the optimal policy. Section 4 provides statistical guarantees for the estimated policy. Section 5 presents an empirical illustration based on the Job Training Partnership Act Study. Additional proofs are given in the Appendix.

2 Treatment assignment under ambiguity

2.1 Setup

Let $Y \in \mathbb{R}$ be an observed outcome, $D \in \{0, 1\}$ a binary treatment, $X \in \mathcal{X} \subseteq \mathbb{R}^d$ a set of observable covariates, and denote $Y(0), Y(1)$ the usual counterfactual outcomes. The conditional average treatment effect (CATE) at $x \in \mathcal{X}$ is defined as

$$\tau(x) = \mathbb{E}[Y(1)|X = x] - \mathbb{E}[Y(0)|X = x].$$

We assume that a policy-maker can choose $\pi : \mathcal{X} \rightarrow \{0, 1\}$ a deterministic treatment assignment rule (“policy”) that maps from the space of observed covariates to the binary decision “treat” ($\pi(x) = 1$) or “do not treat” ($\pi(x) = 0$). Following Kitagawa and Tetenov (2018), we define the population welfare associated with a policy π and a given configuration of the CATEs as

$$W_\tau(\pi) = \mathbb{E}_{P_X} [\pi(X) \cdot \tau(X)]. \quad (1)$$

and the associate optimal policy as its maximizer

$$\pi^* = \operatorname{argmax}_{\pi \in \Pi} W_\tau(\pi), \quad (2)$$

where Π is a family of policies of finite VC-dimension. If the CATE function $\tau(x)$ is not point-identified but only identified to be in a compact set \mathcal{T} instead, then the welfare is also not point-identified and the notion of optimality in (2) leads to a partial ordering of the policies (see, e.g., Kasy, 2016, and Byambadalai, 2020). Partial identification of the CATE function arises in many contexts of practical relevance such as missing outcomes and, most notably, instrumental variables estimation. Athey and Wager (2020) and

Cui and Tchetgen Tchetgen (2021) consider the problem of policy learning with instrumental variables, but rule out the presence of unobservable treatment effect heterogeneity in order to guarantee point-identification of the CATE function. While one might be unwilling to make such strong an assumption, identifying a set of optimal policies might also not be satisfying when the researcher’s objective is to recommend a single policy to be implemented in a real-world setting. Achieving this objective requires adopting a criterion of optimality that delivers a single optimal policy under ambiguity.

2.2 The decision problem

The study of decision under ambiguity has a long tradition in decision theory and has received considerable attention in the context of treatment assignment problems (see Manski, 2011, for a review). In this section we review some classical optimality criteria for decision under ambiguity and study how they can be applied in the context of the treatment assignment problem at hand.

A well-known optimality criterion for decision under ambiguity is minimax loss. In the context of our treatment assignment problem, this criterion leads to the optimal *maximin welfare* policy

$$\pi_{\text{MMW}}^* = \operatorname{argmax}_{\pi \in \Pi} \min_{\tau \in \mathcal{T}(P)} W_{\tau}(\pi), \quad (3)$$

where $\mathcal{T}(P)$ is identified from the distribution P of observables random variables and is assumed to be a subset of the space of bounded functions $B(\mathcal{X})$. The optimal maximin welfare policy maximizes the lowest possible welfare under any configuration of the CATE in the identified set \mathcal{T} . Despite its intuitive appeal, the minimax optimality criterion has been criticised for being too conservative and often delivering policies that are especially sensitive to changes in the ambiguity set \mathcal{T} .¹ An alternative criterion that alleviates some of these concerns is *minimax welfare regret*, with corresponding optimal policy

$$\pi_{\text{MMR}}^* = \operatorname{argmin}_{\pi \in \Pi} \max_{\tau \in \mathcal{T}} \left[\left(\max_{\pi: \mathcal{X} \rightarrow \{0,1\}} W_{\tau}(\pi) \right) - W_{\tau}(\pi) \right]. \quad (4)$$

The minimax regret criterion delivers a policy that minimizes the largest possible distance between attained welfare and the highest possible welfare attained by the “oracle” treatment rule $\pi^* = \mathbb{I}\{\tau(x) \geq 0\}$ under knowledge of the true CATE configuration τ . The

¹In his classic textbook, Berger goes as far as saying that “In actually making decisions, the use of the minimax principle is definitely suspect.” (Berger, 1985).

minimax criterion has been advocated by Manski (2004) for its balanced consideration of the possible states of nature and for delivering “reasonable” decisions rules in practice.

Remark 1. *An alternative version of the minimax regret criterion is minimax regret with respect to the welfare attained by the best-in-class policy in Π , resulting in the objective*

$$\pi_{MMR2}^* = \operatorname{argmin}_{\pi \in \Pi} \max_{\tau \in \mathcal{T}} \left[\left(\max_{\pi \in \Pi} W_{\tau}(\pi) \right) - W_{\tau}(\pi) \right]. \quad (5)$$

Both versions have previously appeared in the literature and can be expected to enjoy similar properties. However the first version we have considered is considerably more tractable, as the innermost maximization in (4) has closed form solution $\max_{\pi: \mathcal{X} \rightarrow \{0,1\}} W_{\tau}(\pi) = \mathbb{E}_{P_X} [\max \{\tau(X), 0\}]$. As we show in Proposition 8 below, this allows to more explicitly characterize the properties of the problem and its solution, as well as reduce the computational burden in solving the empirical analogue of the problem. For this reason we will focus on the version in (4) of the criterion. We also note that whenever the class Π contains the first-best oracle policy, i.e. $\mathbb{I} \{\tau(x) \geq 0\} \in \Pi$, the two optimality criteria are equivalent.

One critical drawback in the application of the two popular criteria just presented in the setting of this paper is that the optimal policies cannot be obtained in closed form. This is due to the typical form of (3) and (4) involving several nested optimizations whose solutions cannot be easily characterized at current level of generality. In order to make progress, we impose a restriction on the set of possible CATEs.

Assumption 1 (Rectangular identified set for τ). *The identified set for τ is rectangular, that is, \mathcal{T} is of the form*

$$\mathcal{T} = \{\tau(\cdot) : \tau(x) \in [\underline{\tau}(x), \bar{\tau}(x)]\}.$$

Assumption 1 is widely adopted in the partial identification literature, and we refer the reader to Appendix B in Kasy (2016) for an extensive review of identification schemes that result in rectangular identified sets. Below we present two examples of identification schemes for the CATE that satisfy this assumption.

Example 1 (Balke-Pearl bounds). *Suppose there exists a binary instrument $Z_i \in \{0, 1\}$ that satisfies the well know exogeneity and exclusion restrictions $Y_i(0), Y_i(1), D_i(0), D_i(1) \perp Z_i | X_i$, where $Y_i(d)$ and $D_i(z)$ denote the counterfactual outcome and treatment functions,*

respectively. If the instrument Z_i also satisfies the monotonicity condition (also known as no-defiers condition):

$$\mathbb{P}(D_i(1) \geq D_i(0) | X_i) = 1,$$

then seminal work by Imbens and Angrist (1994) has show point-identification of the conditional local average treatment effect (CLATE)

$$\mathbb{E}[Y_i(1) - Y_i(0) | D_i(1) \geq D_i(0), X_i = x].$$

Let us now assume that $Y \in [Y_L, Y_U]$, i.e. the outcome is bounded, and define

$$\begin{aligned} h(z, x) &= \mathbb{E}[Y_i | Z_i = z, X_i = x], \\ m(d, z, x) &= \mathbb{E}[Y_i | D = d, Z_i = z, X_i = x], \\ e_{d,z}(x) &= \mathbb{P}(D_i = d, Z_i = z | X_i = x), \\ p(z, x) &= \mathbb{P}(D_i = 1 | Z_i = z, X_i = x), \\ z(x) &= \mathbb{P}(Z_i = 1 | X_i = x). \end{aligned}$$

The identified set for the expected potential outcomes $y_0(x) = \mathbb{E}[Y_i(0) | X_i = x]$ and $y_1(x) = \mathbb{E}[Y_i(1) | X_i = x]$ is contained within the bounds

$$\begin{aligned} \overline{y}_0(x) &= \min_{z \in \{0,1\}} \{m(0, z, x) \cdot (1 - p(z, x)) + Y_U \cdot p(z, x)\}, \\ \underline{y}_0(x) &= \max_{z \in \{0,1\}} \{m(0, z, x) \cdot (1 - p(z, x)) + Y_L \cdot p(z, x)\}, \end{aligned}$$

and

$$\begin{aligned} \overline{y}_1(x) &= \min_{z \in \{0,1\}} \{m(1, z, x) \cdot p(z, x) + Y_U \cdot (1 - p(z, x))\}, \\ \underline{y}_1(x) &= \max_{z \in \{0,1\}} \{m(1, z, x) \cdot p(z, x) + Y_L \cdot (1 - p(z, x))\}. \end{aligned}$$

The identified set for the CATE is then contained within the bounds

$$\begin{aligned} \overline{\tau}(x) &= h(1, x) - h(0, x) + \omega_{at}(x) \cdot (m(1, 0, x) - Y_L) + \omega_{nt}(x) \cdot (Y_U - m(0, 1, x)), \\ \underline{\tau}(x) &= h(1, x) - h(0, x) + \omega_{at}(x) \cdot (m(1, 0, x) - Y_U) + \omega_{nt}(x) \cdot (Y_L - m(0, 1, x)). \end{aligned}$$

where $\omega_{at}(x) = \frac{e_{10}(x)}{1-z(x)}$ and $\omega_{nt}(x) = \frac{e_{01}(x)}{z(x)}$ identify the proportions of always-takers and never-takers at $X_i = x$, respectively. If no further functional form assumption on the distribution of outcomes for non-compliant populations is made, these bounds are sharp (Balke and Pearl, 1997) and the sharp identified sets for the average potential outcomes and CATE satisfy Assumption 1.

Example 2 (Manski-Pepper bounds). *Suppose that instead of full exogeneity, the instrumental variable Z_i satisfies the weaker “monotone IV” condition*

$$\mathbb{E}[Y_i(d)|Z_i = 0, X_i] \leq \mathbb{E}[Y_i(d)|Z_i = 1, X_i], \quad d = 0, 1. \quad (6)$$

Manski and Pepper (2000) show that when the outcome is bounded one has

$$\begin{aligned} \sum_{z=0,1} P(Z = z|X) \cdot \max_{z_1 \leq z} \{ \mathbb{E}[Y|D = d, Z = z_1, X] \cdot \mathbb{P}(D = d|Z = z_1, X) + Y_L \cdot \mathbb{P}(D = 1 - d|Z = z_1, X) \} \\ \leq \mathbb{E}[Y(d)|X_i] \leq \\ \sum_{z=0,1} P(Z = z|X) \cdot \min_{z_2 \geq z} \{ \mathbb{E}[Y|D = d, Z = z_2, X] \cdot \mathbb{P}(D = d|Z = z_2, X) + Y_L \cdot \mathbb{P}(D = 1 - d|Z = z_2, X) \}. \end{aligned}$$

Upper (lower) bounds for the CATE are obtained by combining the upper for the CATE are obtained by combining upper (lower) bounds for $\mathbb{E}[Y(1)|X_i]$ with the lower (upper) bound for $\mathbb{E}[Y(0)|X_i]$:

$$\begin{aligned} \bar{\tau}(x) &= z(x) \cdot \psi_{1,1}(x; Y_U) + (1 - z(x)) \cdot \min \{ \psi_{0,1}(x; Y_U), \psi_{1,1}(x; Y_U) \} \\ &\quad - z(x) \cdot \max \{ \psi_{0,0}(x; Y_L), \psi_{1,0}(x; Y_L) \} - (1 - z(x)) \cdot \psi_{0,0}(x; Y_L), \\ \underline{\tau}(x) &= z(x) \cdot \max \{ \psi_{0,1}(x; Y_L), \psi_{1,1}(x; Y_L) \} + (1 - z(x)) \cdot \psi_{0,1}(x; Y_L) \\ &\quad - z(x) \cdot \psi_{1,1}(x; Y_U) - (1 - z(x)) \cdot \min \{ \psi_{0,0}(x; Y_U), \psi_{1,0}(x; Y_U) \}, \end{aligned}$$

where

$$\psi_{z,d}(x; Y_{(\cdot)}) = m(d, z, x) \cdot \frac{e_{d,z}(x)}{z \cdot z(x) + (1 - z) \cdot (1 - z(x))} + Y_{(\cdot)} \cdot \frac{e_{(1-d),z}(x)}{z \cdot z(x) + (1 - z) \cdot (1 - z(x))}.$$

Under no further assumption on the distribution of potential outcomes, these bounds are sharp and satisfy Assumption 1.

Having restricted the identified set \mathcal{T} as in Assumption 1, we are now able to provide a simpler characterization of the maximin welfare policy.

Proposition 1. *Let Π be a policy-class of finite VC-dimension. Under Assumption 1 the optimal maximin welfare policy is*

$$\pi_{MMW}^* = \operatorname{argmax}_{\pi \in \Pi} \mathbb{E}_{P_X} \left[(2\pi(X) - 1) \cdot \underline{\tau}(X) \right]. \quad (7)$$

Proof. By Assumption 1 we have

$$\min_{\tau \in \mathcal{T}} \mathbb{E}_{P_X} [\pi(X) \cdot \tau(X)] = \mathbb{E}_{P_X} \left[\min_{\tau \in \mathcal{T}} \pi(X) \cdot \tau(X) \right] = \mathbb{E}_{P_X} [\pi(X) \cdot \underline{\tau}(X)].$$

Thus,

$$\operatorname{argmax}_{\pi \in \Pi} \min_{\tau \in \mathcal{T}} W_{\tau}(\pi) = \operatorname{argmax}_{\pi \in \Pi} \mathbb{E}_{P_X} [\pi(X) \cdot \underline{\tau}(X)].$$

The statement of the proposition follows from the invariance of the maximizer to positive affine transformations of the objective function. \blacksquare

Proposition 1 shows that optimal maximin policy maximizes a “surrogate” version of welfare that substitutes the (unidentified) CATE with its lower bound at every point in the covariate space, thus highlighting the “pessimistic” nature of the maximin welfare criterion. The reduction of the maximin problem into a single maximisation problem has important benefits for the study of the optimal policy and its estimation from the data. In fact, the sample analogue of the problem (7) is amenable to fast solution methods for a variety of policy classes Π and its solution can be studied using tools for empirical risk minimisation problems.

Despite involving an additional maximization problem compared to maximin welfare, it turns out that Assumption 1 allows to provide a much simpler characterization of minimax regret problem as well.

Proposition 2. *Let Π be a policy-class of finite VC-dimension. Under Assumption 1 the optimal minimax welfare regret policy is*

$$\pi_{MMR}^* = \operatorname{argmax}_{\pi \in \Pi} \mathbb{E}_{P_X} \left[(2\pi(X) - 1) \cdot \Gamma(X) \right] \quad (8)$$

where

$$\Gamma(x) = \bar{\tau}(x) \cdot \mathbb{1}\{\underline{\tau}(x) \geq 0\} + \underline{\tau}(x) \cdot \mathbb{1}\{\bar{\tau}(x) \leq 0\} + (|\bar{\tau}(x)| - |\underline{\tau}(x)|) \cdot \mathbb{1}\{\underline{\tau}(x) < 0 < \bar{\tau}(x)\} \quad (9)$$

$$= \bar{\tau}(x) \cdot \mathbb{1}\{\bar{\tau}(x) \geq 0\} + \underline{\tau}(x) \cdot \mathbb{1}\{\underline{\tau}(x) \leq 0\} \quad (10)$$

Proof. We notice that

$$\begin{aligned}
& \max_{\tau \in \mathcal{T}} \left(\max_{\pi: \mathcal{X} \rightarrow \{0,1\}} W_{\tau}(\pi) - W_{\tau}(\pi) \right) \\
&= \max_{\tau \in \mathcal{T}} \mathbb{E}_{P_X} \left[\left(\frac{1}{2} + \frac{1}{2} \text{sgn}(\tau(X)) - \pi(X) \right) \cdot \tau(X) \right] \\
&= \mathbb{E}_{P_X} \left[\max_{\tau \in \mathcal{T}} \left(\frac{1}{2} + \frac{1}{2} \text{sgn}(\tau(X)) - \pi(X) \right) \cdot \tau(X) \right] \\
&= \mathbb{E}_{P_X} \left[\underbrace{\max_{\tau \in \mathcal{T}} \mathbb{1}\{\underline{\tau}(x) \geq 0\} \cdot (1 - \pi(X)) \cdot \tau(X)}_{=(1-\pi) \cdot \mathbb{1}\{\underline{\tau}(x) \geq 0\} \cdot \bar{\tau}(X)} \right] + \mathbb{E}_{P_X} \left[\underbrace{\max_{\tau \in \mathcal{T}} \mathbb{1}\{\bar{\tau}(x) \leq 0\} \cdot -\pi(X) \cdot \tau(X)}_{=-\pi \cdot \mathbb{1}\{\bar{\tau}(x) \leq 0\} \cdot \underline{\tau}(X)} \right] \\
&\quad + \mathbb{E}_{P_X} \left[\underbrace{\max_{\tau \in \mathcal{T}} \mathbb{1}\{\underline{\tau}(x) < 0 < \bar{\tau}(x)\} \cdot \left(\frac{1}{2} + \frac{1}{2} \text{sgn}(\tau(X)) - \pi(X) \right) \cdot \tau(X)}_{=-\pi \cdot \mathbb{1}\{\underline{\tau}(X) < 0 < \bar{\tau}(X)\} (\bar{\tau}(X) - \underline{\tau}(X)) + \mathbb{1}\{\underline{\tau}(X) < 0 < \bar{\tau}(X)\} \cdot \bar{\tau}(X)} \right] \\
&= -\mathbb{E}_{P_X} \left[\pi \cdot \left(\mathbb{1}\{\underline{\tau}(X) \geq 0\} \cdot \bar{\tau}(X) + \mathbb{1}\{\bar{\tau}(X) \leq 0\} \cdot \underline{\tau}(X) + \mathbb{1}\{\underline{\tau}(X) < 0 < \bar{\tau}(X)\} \cdot (\bar{\tau}(X) - \underline{\tau}(X)) \right) \right] \\
&\quad + \mathbb{E}_{P_X} [\bar{\tau}(X) \cdot \mathbb{1}\{\underline{\tau}(X) \geq 0\} + \mathbb{1}\{\underline{\tau}(X) < 0 < \bar{\tau}(X)\} \cdot \bar{\tau}(X)]
\end{aligned}$$

where the first equality uses the fact $\arg\max_{\pi: \mathcal{X} \rightarrow \{0,1\}} W_{\tau}(\pi) = \frac{1}{2} + \frac{1}{2} \text{sgn}(\tau(X))$, and the second equality uses Assumption 1. The statement of the proposition then follows from the invariance of the maximizer to positive affine transformations of the objective function. \blacksquare

This simpler characterization of the minimax regret problem as a single maximization sheds light on the properties of its associated optimal policy. In particular, we see that the objective function symmetrically treats individuals whose expected treatment effect sign is identified by assigning them “score” equal to their outer bound, i.e. the CATE upper bound for individuals with identified positive treatment effect and the CATE lower bound for individuals with identified negative treatment effect. Individuals for which the sign of the treatment effect is ambiguous are assigned an intermediate point within their respective CATE bounds, which depends on the extent to which the identified set lies in the positive and negative region. Intuitively, the criterion prioritizes “correct” treatment allocation to individuals who unambiguously benefit or are harmed from the treatment and down-weights the importance of treatment allocation for individuals for which the sign of the treatment response is ambiguous. As an extreme case, individuals with CATE bounds exactly symmetric around 0 (i.e. $\bar{\tau}(x) = -\underline{\tau}(x)$) are given zero weight in the treatment allocation problem. This intuition can be further supported by noticing that

the original welfare maximization under point-identification in (2) can be re-casted as the weighted classification problem

$$\pi^* = \operatorname{argmin}_{\pi \in \Pi} \mathbb{E}_{P_X} \left[\mathbb{1} \{ (2\pi(X) - 1) \neq \operatorname{sgn}(\tau(X)) \} \cdot |\tau(X)| \right], \quad (11)$$

of which the minimax welfare regret optimal policy turns out to solve the minimax analogue under Assumption 1:

$$\pi_{\text{MMR}}^* = \operatorname{argmin}_{\pi \in \Pi} \max_{\tau \in \mathcal{T}} \mathbb{E}_{P_X} \left[\mathbb{1} \{ (2\pi(X) - 1) \neq \operatorname{sgn}(\tau(X)) \} \cdot |\tau(X)| \right]. \quad (12)$$

It is from this minimax classification loss perspective that Pu and Zhang (2021) obtain and study the minimax regret policy, which they call the “IV-optimal policy”.

A third optimality criterion under ambiguity which has been used in the context of the treatment assignment problem of our interest is minimax regret with respect to a baseline policy. Kallus and Zhou (2018) assume the existence of a fixed policy π_B from which the policy-maker does not want to unnecessarily deviate. They thus define the optimal policy as minimizing regret with respect to this baseline policy:

$$\begin{aligned} \pi_{\text{MMRB}}^* &= \operatorname{argmin}_{\pi \in \Pi} \max_{\tau \in \mathcal{T}} (W_\tau(\pi_B) - W_\tau(\pi)) \\ &= \operatorname{argmax}_{\pi \in \Pi} \mathbb{E}_{P_X} \left[(2\pi(X) - 1) \cdot (\bar{\tau}(X) \cdot \mathbb{1} \{ \pi_B(X) \geq 0 \} + \underline{\tau}(X) \cdot \mathbb{1} \{ \pi_B(X) < 0 \}) \right]. \end{aligned}$$

While potentially appealing in certain settings, this optimality criterion suffers the drawback of requiring the policymaker to specify (and motivate) the baseline policy for it to be operational. Adopting the never-treat baseline policy ($\pi_B(x) = 0$) could be seen as an appealing “agnostic” choice, which however makes this criterion default to maximin welfare and thus inherit its undesirable properties.

A common feature of the optimality criteria we’ve considered here is that, under Assumption 1, their corresponding optimal policies can all be written as

$$\pi^*(P) = \operatorname{argmax}_{\pi \in \Pi} \mathbb{E}_{P_X} \left[(2\pi(X) - 1) \cdot \Gamma_P(X) \right], \quad (13)$$

for a specific score function² $\Gamma_P(X)$, where we have highlighted the dependence of Γ_P on the probability distribution P of observable random variables through the CATE bounds $\bar{\tau}_P, \underline{\tau}_P$. This common structure also nests the point-identified setting as the special case

²The term ‘score function’ is borrowed from Athey and Wager (2020).

$\Gamma_P(X) = \tau_P(X)$ and thus suggests that existing estimation procedures for this special case can be extended to the partially-identified setting. However, one peculiar feature of the partially-identified setting is the restricted degree of smoothness enjoyed by the objective function with respect to P , in particular the differentiability of the scores with respect to P . Under $\Gamma_P(X) = \tau(X)$ the full differentiability of the score with respect to the expectation $\mathbb{E}[Y|D, X]$ is immediately apparent. However, for the minimax regret criterion we notice that the score is only *directionally differentiable*³ with respect to P at $\bar{\tau}_P(x) = 0$ or $\underline{\tau}_P(x) = 0$. Even when Γ_P depends smoothly on $(\bar{\tau}_P, \underline{\tau}_P)$, as in the maximin welfare criterion, non-differentiability of the scores can arise through a lack of full differentiability of the CATE bounds. In fact, many popular identification schemes, including the Manski bounds of Example 2, deliver bounds that are only directionally differentiable with respect to identified parameters. Whether a consequence of the optimality criterion or the identification scheme, lack of full differentiability of the scores is a peculiar but relevant feature of the treatment assignment problem under ambiguity, one that has not been explicitly acknowledged in the most recent contributions in this area. A major contribution of this paper is to account for the role played by the lack of full differentiability as we generalize procedures for learning optimal policies from data to the partially identified setting in Section 3. While we stress the general applicability of our analysis to a wide variety of optimality criteria and identification schemes, we will specialize our results to the minimax regret criterion and the Balke-Pearl bounds of Example 1 to streamline presentation and facilitate comparison with results in Pu and Zhang (2021).

3 Estimation of the policy

In this section we present our proposed learning procedure for estimating the optimal minimax regret (MMR) policy from an i.i.d. sample $(W_i)_{i=1,\dots,n}$ of size n of the observable random variables $W = (Y, D, Z, X)$. Following Kitagawa and Tetenov (2018) and Athey and Wager (2020), we estimate the optimal policy by solving the sample analogue

³Let $P \subseteq \mathbb{R}^k$ be a vector containing the parameters (e.g. expectations) on which the function $f : \mathbb{R}^k \rightarrow \mathbb{R}^d$ depends. We say that f is directionally differentiable at P_0 if the limit

$$\lim_{t \downarrow 0} \frac{f(P_0 + th) - f(P_0)}{t}$$

exists for every $h \in \mathcal{P}$.

of the MMR population problem (8):

$$\hat{\pi}_{\text{MMR}} = \operatorname{argmax} \left\{ \frac{1}{n} \sum_{i=1}^n (2\pi(X_i) - 1) \hat{\Gamma}(X_i) : \pi \in \Pi \right\}, \quad (14)$$

where $\hat{\Gamma}(X_i)$, $i = 1, \dots, n$ are estimates for the scores to be obtained from the same sample.

Assuming that we have access to algorithms/nonparametric procedures that deliver estimates $(\hat{h}, \hat{m}, \hat{e}, \hat{z})$ of the nuisance functions involved in the CATE bounds, we could then form plug-in estimates of the scores. This is the approach taken by Pu and Zhang (2021).⁴ We instead follow the insight of Athey and Wager (2020) and base estimation of the scores on Neyman-orthogonal estimates of the CATE bounds. Neyman-orthogonal estimates are obtained by adding the influence function with respect to nuisance parameters to the original estimating moment equation (see Chernozhukov et al., 2018). We refer the reader to Ichimura and Newey (2015) for the properties of the influence function and general methods for its calculation, and we provide below the specific form of the Neyman-orthogonal estimating equations for the Balke-Pearl bounds of Example 1.

Example 1 (Continued). *Following Ichimura and Newey (2015), we compute the influence function ϕ_U for the CATE upper bound by taking the Gateaux derivative of $\bar{\tau}(X)$, which yields*

$$\begin{aligned} \phi_U(W_i) = & \underbrace{g(Z_i, X_i)(Y_i - h(Z_i, X_i))}_{\phi_1^U} \\ & + \underbrace{\frac{m(1, 0, X_i)}{1 - z(X_i)} \cdot (D_i(1 - Z_i) - e_{10}(X_i)) + \frac{D_i(1 - Z_i)}{1 - z(X_i)} \cdot (Y_i - m(D_i, Z_i, X_i)) + \frac{m(1, 0, X_i)}{(1 - z(X_i))^2} \cdot (Z_i - z(X_i))}_{\phi_2^U} \\ & - \underbrace{Y_L \cdot \frac{1}{1 - z(X_i)} \cdot (D_i(1 - Z_i) - e_{10}(X_i)) - Y_L \cdot \frac{e_{10}(X_i)}{(1 - z(X_i))^2} \cdot (Z_i - z(X_i))}_{\phi_3^U} \\ & - \underbrace{\frac{m(0, 1, X_i)}{z(X_i)} \cdot ((1 - D_i)Z_i - e_{01}(X_i)) - \frac{(1 - D_i)Z_i}{z(X_i)} \cdot (Y_i - m(D_i, Z_i, X_i)) - \frac{m(0, 1, X_i)}{z(X_i)^2} \cdot (Z_i - z(X_i))}_{\phi_3^U} \\ & + \underbrace{Y_U \cdot \frac{1}{z(X_i)} \cdot ((1 - D_i)Z_i - e_{01}(X_i)) - Y_U \cdot \frac{e_{10}(X_i)}{(1 - z(X_i))^2} \cdot (Z_i - z(X_i))}_{\phi_4^U}, \end{aligned}$$

and analogously $\phi_L(W_i)$ for the lower bound, where $g(Z_i, X_i) := (Z_i - z(X_i))/(z(X_i)(1 -$

⁴Similarly to us, Pu and Zhang (2021) also use cross-fitting.

$z(X_i)$). Neyman-orthogonal estimating equations for the bounds are then formed as

$$\begin{aligned}\bar{\tau}_i^{NO} &= \bar{\tau}(X_i) + \phi_U(W_i), \\ \underline{\tau}_i^{NO} &= \underline{\tau}(X_i) + \phi_L(W_i).\end{aligned}$$

Our proposed estimation procedure is as follows. We first divide the data into K evenly-sized folds and for each fold $k = 1, \dots, K$ we obtain estimates $\hat{h}^{(-k)}, \hat{n}^{(-k)}, \hat{e}^{(-k)}, \hat{g}^{(-k)}$ using the remaining $K - 1$ folds. These are used to obtain plug-in estimates of the CATE bounds $(\hat{\tau}^{-k(i)}(X_i), \hat{\underline{\tau}}^{-k(i)}(X_i))$ and their influence functions $(\hat{\phi}_U^{-k(i)}(W_i), \hat{\phi}_L^{-k(i)}(W_i))$, which are then combined to obtain cross-fitted Neyman-orthogonal estimates for the bounds:

$$\begin{aligned}\hat{\tau}_i^{NO} &= \hat{\tau}^{-k(i)}(X_i) + \hat{\phi}_U^{-k(i)}(W_i), \\ \hat{\underline{\tau}}_i^{NO} &= \hat{\underline{\tau}}^{-k(i)}(X_i) + \hat{\phi}_L^{-k(i)}(W_i).\end{aligned}$$

Finally, Neyman-orthogonal cross-fitted scores are formed as

$$\hat{\Gamma}_i = \hat{\tau}_i^{NO} \cdot \mathbb{1}\{\hat{\underline{\tau}}^{-k(i)}(X_i) \geq 0\} + \hat{\underline{\tau}}_i^{NO} \cdot \mathbb{1}\{\hat{\underline{\tau}}^{-k(i)}(X_i) \leq 0\} \quad (15)$$

which are used to obtain our estimated optimal policy rule $\hat{\pi}_{\text{MMR}}$ via (14).

4 Statistical guarantees for the estimated policy

Let $\hat{\pi}_{\text{MMR},n}$ be the estimated treatment policy defined in (14), with estimated scores as in (15). Following Manski (2004), we assess the performance of the estimated treatment policy in terms of (statistical) regret with respect to population optimal policy π_{MMR}^* . Let $A(\pi) = \mathbb{E}_{P_X}[(2\pi(X) - 1) \cdot \Gamma(X)]$ be the population MMR-welfare, so that for the population optimal policy we have $\pi_{\text{MMR},n}^* \in \arg\max_{\pi \in \Pi_n} A(\pi)$.⁵ The statistical regret of an estimated policy $\hat{\pi}_n$ is defined as

$$R_{n,P}(\hat{\pi}_n) = \mathbb{E}_{P_n}[A(\pi_{\text{MMR},n}^*) - A(\hat{\pi}_n)] \geq 0, \quad (16)$$

where \mathbb{E}_{P_n} is the expectation with respect to the i.i.d. sample $W_i = (Y_i, D_i, Z_i, X_i)$, $i = 1, \dots, n$ used to estimate $\hat{\pi}_n$. The next few subsections build-up to a final result providing asymptotic convergence guarantees for $\hat{\pi}_{\text{MMR},n}$ to $\pi_{\text{MMR},n}^*$ in terms of expected regret.

⁵Notice that we have added the n -subscript to policy class Π_n to allow this to depend on the sample size.

4.1 Assumptions

We make the following assumptions.

Assumption 2 (VC-class). *There exists a constant $0 < \beta < 1/2$ and $N \geq 1$ such that $\text{VC}(\Pi_n) \leq n^\beta$ for all $n \geq N$.*

Assumption 2 restricts the policy class to have finite VC-dimension, which is a standard requirement for controlling the complexity of a policy class in the classification literature.⁶ Several practically relevant classes of feasible treatment rules satisfy this requirement, including the linear index rules and quadrant rules used in the empirical application of Section 5. The assumption allows the VC-dimension of Π to grow moderately with the sample size, thus allowing the treatment rule to depend on high-dimensional covariates.

Assumption 3 (Overlap). *There is a constant $\eta > 0$ such that $z(x) \in [\eta, 1 - \eta]$ for all $x \in \text{Supp}(X)$.*

The Overlap Assumption implies non-trivial identification for the CATE in the context of Example 1. While not strictly necessary for the results of this section, it ensures the presence of nuisance functions in the problem, which is a key feature for the contributions of this paper.

Assumption 4 (Uniform consistency). *The estimators of the nuisance functions $(\hat{h}, \hat{m}, \hat{e}, \hat{z}, \hat{g})$ and of the resulting CATE bounds $(\hat{\tau}, \hat{\underline{\tau}})$ are uniformly consistent, that is*

$$\begin{aligned} & \sup_{x,z} \{|\hat{h}(z, x) - h(z, x)|\}, \sup_{d,x,z} \{|\hat{m}(d, z, x) - m(d, z, x)|\}, \sup_{d,z,x} \{|\hat{e}_{dz}(x) - e_{dz}(x)|\} \rightarrow_p 0, \\ & \sup_x \{|\hat{z}(x) - z(x)|\}, \sup_{x,z} \{|\hat{g}(z, x) - g(z, x)|\} \rightarrow_p 0, \\ & \sup_x \{|\hat{\tau}(x) - \tau(x)|\}, \sup_x \{|\hat{\underline{\tau}}(x) - \underline{\tau}(x)|\} \rightarrow_p 0. \end{aligned}$$

Let $W = (Y, D, Z, X)$ be a draw from the same distribution of the data, but independent of the training sample.

Assumption 5 (L_2 convergence rates). *The estimators of the nuisance functions satisfy*

$$\begin{aligned} & \mathbb{E} \left[(\hat{h}(Z, X) - h(Z, X))^2 \right], \mathbb{E} \left[(\hat{m}(D, Z, X) - m(D, Z, X))^2 \right], \sup_{d,z} \mathbb{E} \left[(\hat{e}_{dz}(X) - e_{dz}(X))^2 \right] \leq \frac{a(n)}{n^{1/2}} \\ & \mathbb{E} \left[(\hat{z}(X) - z(X))^2 \right], \mathbb{E} \left[(\hat{g}(Z, X) - g(Z, X))^2 \right] \leq \frac{a(n)}{n^{1/2}}, \\ & \mathbb{E} \left[(\hat{\tau}(X) - \tau(X))^2 \right], \mathbb{E} \left[(\hat{\underline{\tau}}(X) - \underline{\tau}(X))^2 \right] \leq \frac{a(n)}{n^{1/2}}, \end{aligned}$$

⁶See Vapnik (1998) for a formal definition of VC-dimension.

for some $a(n) = o(1)$.

The above requirement on the L_2 -convergence rates for the learners of the nuisance functions is a standard assumption in the semiparametric estimation literature (see, e.g., Farrell, 2015, and Chernozhukov et al., 2018). It can be shown to provably hold for traditional nonparametric estimation methods such as sieve methods (Chen, 2007) as well as modern black-box machine learning algorithms such as Lasso (see, e.g., Farrell, 2015), deep neural networks (Farrell et al., 2020), boosting and others, for which stronger guarantees such as Donsker-type properties are typically not available. The ability to invoke a mild L_2 -convergence requirement is a virtue of the combined use of Neyman-orthogonal estimating equations and sample-splitting, a key insight brought forward by Chernozhukov et al. (2018) for semiparametric GMM inference, and subsequently leveraged by Athey and Wager (2020) in the context of policy learning problems.⁷

Remark 2. *As noted by Farrell et al. (2020), the uniform consistency requirement of Assumption (4), also invoked in Athey and Wager (2020), is not completely innocuous for machine learning estimators. We note that such a requirement can be relaxed to uniformly bounded estimation errors, which is a mild requirement when all outcome, treatment and instrumental variables have bounded. Although this is the case in Balke-Pearl bounds and many other popular identification schemes, we opt to present the assumption in the current form to retain general applicability of the results to unbounded outcomes.*

Finally, we present an assumption that concerns the distribution of the CATE bounds at the population level.

Assumption 6 (Margin). *There exist constants $C_0 > 0$ and $\alpha \geq 0$ such that*

$$\mathbb{P}_X\left(0 < |\bar{\tau}(X)| \leq t\right), \mathbb{P}_X\left(0 < |\underline{\tau}(X)| \leq t\right) \leq C_0 t^\alpha, \quad \forall t > 0.$$

The above assumption restricts the extent to which the CATE bounds can concentrate around the point of non-differentiability 0 and it is a form of “margin assumption”, first introduced by Mammen and Tsybakov (1997). Such an assumption has been widely used in the statistics literature to obtain fast learning rates in classification problems (see, e.g., Arlot and Bartlett, 2011).

⁷Unlike Athey and Wager (2020), we cannot trade-off accuracy in the estimation across the different nuisance functions. This is because the Balke-Pearl bounds are non-linear functionals of the nuisance functions, thus precluding such double-robustness property.

Example 3. Suppose X contains an absolutely continuous covariate \tilde{x} and $\bar{\tau}(X) \cdot \mathbb{1}\{\tilde{x} \neq 0\}$ is absolutely continuous with density bounded above by \bar{f} , then Assumption (6) holds with $\alpha = 1$ and $C_0 = 2\bar{f}$.

Example 4. Suppose there exists a $t_0 > 0$ such that $\mathbb{P}_X(0 < |\bar{\tau}(X)| < t_0) = 0$. Then Assumption (6) holds with $\alpha = \infty$ and some $C_0 > 0$.

Remark 3. In the context of different optimality criteria for decision under ambiguity and/or identification schemes, the Margin Assumption would impose analogous requirements on the features of the DGP with respect to which $\Gamma(x)$ is directionally but not fully differentiable. For example, under maximin welfare optimality ($\Gamma(x) = \underline{\tau}(x)$) and the Manski-Pepper bounds of Example 2, the Margin Assumption would analogously restrict the concentration of probability for $\psi_{0,1}(X; Y_L) - \psi_{1,1}(X; Y_L)$ and $\psi_{0,0}(X; Y_U) - \psi_{1,0}(X; Y_U)$ around 0.

In the next section we present our theoretical results based on Assumptions 2-6.

4.2 Regret convergence rates

In this section, we provide asymptotic rates of convergence for the regret of the estimated policy $R_{n,P}(\hat{\pi}_{\text{MMR},n})$ as defined in (16). In line with the existing literature, we study *uniform* regret bounds that are valid for all distributions P 's satisfying the specified assumptions. All results in this section are thus intended to hold uniformly in the above sense, and we will drop the dependence on P for notational convenience.

We begin by noticing that controlling the convergence of $\hat{\pi}_n$ to the best-in-class policy π_n^* (where we have dropped the subscripts MMR) requires accounting for 1) the estimation error in the bounds, their component functions and influence functions, 2) the difference between the population Neyman-orthogonal scores and true scores⁸, and 3) the fact that we train our policy using a sample from the distribution of the covariates X_i rather than

⁸That is, we need to account for the fact that we have added the influence function to the identifying moment condition for the scores.

their true distribution. To account for all of the above, we first define the quantities

$$\begin{aligned} A_n(\pi) &= \frac{1}{n} \sum_{i=1}^n (2\pi(X_i) - 1)\Gamma_i, \\ \widehat{A}_n(\pi) &= \frac{1}{n} \sum_{i=1}^n (2\pi(X_i) - 1)\widehat{\Gamma}_i, \\ \widetilde{A}_n(\pi) &= \frac{1}{n} \sum_{i=1}^n (2\pi(X_i) - 1)\widetilde{\Gamma}_i, \quad \widetilde{\Gamma}_i = \overline{\tau}_i^{\text{NO}} \cdot \mathbb{1}\{\overline{\tau}_i \geq 0\} + \underline{\tau}_i^{\text{NO}} \cdot \mathbb{1}\{\underline{\tau}_i \leq 0\}, \end{aligned}$$

and then follow the typical proof-structure of empirical risk minimisation methods by decomposing the regret as follows:

$$A(\pi^*) - A(\widehat{\pi}_n) = \left[A(\pi^*) - A_n(\pi^*) \right] + \left[A_n(\pi^*) - \widehat{A}_n(\widehat{\pi}_n) \right] + \left[\widehat{A}_n(\widehat{\pi}_n) - A(\widehat{\pi}_n) \right].$$

The first term is zero in expectation. The second term can be upper bounded as

$$\left[A_n(\pi^*) - \widehat{A}_n(\pi^*) \right] + \underbrace{\left[\widehat{A}_n(\pi^*) - \widehat{A}_n(\widehat{\pi}_n) \right]}_{\leq 0} \leq \sup_{\pi \in \Pi_n} \left| A_n(\pi) - \widetilde{A}_n(\pi) \right| + \sup_{\pi \in \Pi_n} \left| \widetilde{A}_n(\pi) - \widehat{A}_n(\pi) \right|.$$

The third term can be further expanded and upper bounded as follows

$$\widehat{A}_n(\widehat{\pi}_n) - A(\widehat{\pi}_n) \leq \sup_{\pi \in \Pi_n} \left| \widehat{A}_n(\pi) - \widetilde{A}_n(\pi) \right| + \sup_{\pi \in \Pi_n} \left| \widetilde{A}_n(\pi) - A_n(\pi) \right| + \sup_{\pi \in \Pi_n} |A_n(\pi) - A(\pi)|.$$

Combining the above we get the following upper bound for the expected regret:

$$R_n(\widehat{\pi}_n) \leq 2\mathbb{E} \left[\sup_{\pi \in \Pi_n} \left| \widehat{A}_n(\pi) - \widetilde{A}_n(\pi) \right| \right] + 2\mathbb{E} \left[\sup_{\pi \in \Pi_n} \left| \widetilde{A}_n(\pi) - A_n(\pi) \right| \right] + \mathbb{E} \left[\sup_{\pi \in \Pi_n} |A_n(\pi) - A(\pi)| \right]. \quad (17)$$

The last two terms in the above bound account for points 2) and 3), respectively. Both $\widetilde{A}_n(\pi) - A_n(\pi)$ and $A_n(\pi) - A(\pi)$ are centred (mean-zero) empirical processes and their uniform expectation can be shown to be $O\left(\sqrt{\text{VC}(\Pi_n)/n}\right)$ using standard chaining arguments. Controlling the first term, which accounts for point 1), is particularly challenging and requires tailored arguments that deal with the particular form of the population scores in (9), in particular their lack of full-differentiability.

Lemma 1. *Suppose that Assumptions 2-6 hold, there exists a constant M_τ such that $\sup_{x \in \mathcal{X}} |\tau(x)| \leq M_\tau$, and $\varepsilon_i = Y_i - h(Z_i, X_i)$ is sub-Gaussian. Then we have*

$$\mathbb{E} \left[\sup_{\pi \in \Pi_n} \left| \widehat{A}_n(\pi) - \widetilde{A}_n(\pi) \right| \right] = O \left(\frac{a((1 - K^{-1})n)}{\sqrt{n}} + \sqrt{\frac{\text{VC}(\Pi_n)}{n}} + \left(\frac{a((1 - K^{-1})n)}{\sqrt{n}} \right)^{\frac{\alpha+1}{\alpha+2}} \right).$$

Lemma 1 is the central result of this paper (the full proof given in the Appendix). It provides an asymptotic rate of convergence to zero of the empirical process $\left| \widehat{A}_n(\pi) - \widetilde{A}_n(\pi) \right|$ uniformly over the policy class Π_n , which depends on the VC-dimension of the class and the degree of concentration of the bounds $(\bar{\tau}, \underline{\tau})$ around 0, as indexed by α .⁹ In order to convey intuition on this result we provide a brief outline of the proof, which is based on the decomposition

$$\begin{aligned}
\widehat{A}_n(\pi) - \widetilde{A}_n(\pi) &= \frac{1}{n} \sum_{i=1}^n (2\pi(X_i) - 1)(\widehat{\Gamma}_i - \widetilde{\Gamma}_i) \\
&= \frac{1}{n} \sum_{i=1}^n (2\pi(X_i) - 1) \cdot \left(\widehat{\tau}_i^{\text{NO}} \cdot \mathbb{1}\{\widehat{\tau}_i > 0\} - \bar{\tau}_i^{\text{NO}} \cdot \mathbb{1}\{\bar{\tau}_i > 0\} \right) + \text{analogous terms for the lower bound} \\
&= \underbrace{\frac{1}{n} \sum_{i=1}^n (2\pi(X_i) - 1) \cdot \left(\widehat{\tau}_i^{\text{NO}} - \bar{\tau}_i^{\text{NO}} \right) \cdot \mathbb{1}\{\widehat{\tau}_i > 0\}}_{C_1(\pi)} \\
&\quad + \underbrace{\frac{1}{n} \sum_{i=1}^n (2\pi(X_i) - 1) \cdot \phi_{U,i} \cdot \left(\mathbb{1}\left\{ \widehat{\tau}^{-k(i)}(X_i) \geq 0 \right\} - \mathbb{1}\{\bar{\tau}(X_i) \geq 0\} \right)}_{C_2(\pi)} \\
&\quad + \underbrace{\frac{1}{n} \sum_{i=1}^n (2\pi(X_i) - 1) \cdot \left(\bar{\tau}_i \cdot \left(\mathbb{1}\{\widehat{\tau}_i > 0\} - \mathbb{1}\{\bar{\tau}_i > 0\} \right) \right)}_{C_3(\pi)} + \text{analogous terms for the lower bound}.
\end{aligned}$$

Term $C_1(\pi)$ can be controlled using similar arguments to Athey and Wager (2020) and it is responsible for the $O(a((1 - K^{-1})n)/\sqrt{n})$ term in the bound of Lemma 1. The debiasing properties of Neyman-orthogonalization combined with sample-splitting play a crucial role here, as they ensure that the error in estimating $\bar{\tau}(x)$ only has a second-order contribution to $C_1(\pi)$. As a result, term $C_1(\pi)$ scales with the mean-squared estimation error in the nuisance functions and, under Assumption 5, its uniform expectation decays faster than $1/\sqrt{n}$.¹⁰ If plug-in (non-orthogonalized) estimates for $(\bar{\tau}, \underline{\tau})$ are instead used to form score estimates $\widehat{\Gamma}_i$, the estimation error in the CATE bounds would then have a first-order impact on term $C_1(\pi)$. As a result, the uniform expectation of $C_1(\pi)$ would

⁹The requirement that the irreducible error ε_i is sub-Gaussian is automatically satisfied when Y_i has bounded support, which is already part of the identification assumptions of Example 1. We nonetheless state the sub-Gaussianity requirement here to ensure general applicability of the results to identification schemes that involve unbounded outcomes.

¹⁰Note that the presence of the indicator function $\mathbb{1}\{\widehat{\tau}_i \geq 0\}$ is immaterial when controlling the expectation of $C_1(\pi)$ uniformly over Π_n .

scale as the L_1 estimation error in the nuisance functions. Under Assumption 5, this would imply the much slower convergence $\mathbb{E}[\sup_{\pi \in \Pi_n} |C_1(\pi)|] = o(n^{1/4})$.

For term $C_2(\pi)$, the mean-zero property of the influence function together with sample-splitting ensures this term is a centred empirical process and thus it is responsible for a $O\left(\sqrt{\text{VC}(\Pi_n)/n}\right)$ contribution.

Finally, for the third term we show that

$$\mathbb{E} \left[\sup_{\pi \in \Pi_n} C_3(\pi) \right] \leq \mathbb{E} \left[\left| \bar{\tau}(X_i) \cdot \left(\mathbb{1} \left\{ \hat{\tau}^{-k(i)}(X_i) \geq 0 \right\} - \mathbb{1} \left\{ \bar{\tau}(X_i) \geq 0 \right\} \right) \right| \right],$$

where the RHS can be recognized to be the classification loss of a plug-in estimator for the sign of $\bar{\tau}$. Rates of convergence in binary classification problems intuitively depend on the degree of separation of the true regression function from 0, as indexed by α . We thus use results from the literature on classification (Audibert and Tsybakov, 2007) to quantify the contribution of C_3 in the bound of Lemma 1 as a function of α .

We are now ready to combine the rates of convergence for the three couplings in (17) to obtain a final regret bound for our policy learning algorithm.

Theorem 2. *Suppose the assumptions in the statement of Lemma 1 hold. Then the regret obeys*

$$R_n(\hat{\pi}_n) = O \left(\sqrt{\frac{\text{VC}(\Pi_n)}{n}} \vee \left(\frac{a((1 - K^{-1})n)}{\sqrt{n}} \right)^{\frac{\alpha+1}{\alpha+2}} \right).$$

Proof. Our assumptions satisfy the requirements of Lemma 2 and Theorem 1 of Athey and Wager (2020) and thus can be applied verbatim to our versions of $\tilde{A}_n(\pi)$, $A_n(\pi)$ and $A(\pi)$ to establish

$$\begin{aligned} \mathbb{E} \left[\sup_{\pi \in \Pi_n} \left| \tilde{A}_n(\pi) - A_n(\pi) \right| \right] &= O \left(\sqrt{\frac{\text{VC}(\Pi_n)}{n}} \right), \\ \mathbb{E} \left[\sup_{\pi \in \Pi_n} |A_n(\pi) - A(\pi)| \right] &= O \left(\sqrt{\frac{\text{VC}(\Pi_n)}{n}} \right). \end{aligned}$$

Combining the above with Lemma 1 via (17) gives the desired result. ■

We see that the regret convergence for our policy learning procedure happens at a rate corresponding to whichever is the leading term in the asymptotic expansion of Lemma 1, which depends on β and α . When the policy class Π_n has fixed VC-dimension ($\beta = 0$), regret convergence happens at rates ranging from $o(n^{1/4})$ in the least favourable case

($\alpha = 0$) to $O(\sqrt{\text{VC}(\Pi)/n})$ in the most favourable case ($\alpha = \infty$). The latter case is in line with previous results for point-identified CATE, in which full-differentiability of the scores also leads to $\sqrt{\text{VC}/n}$ learning rates (see Kitagawa and Tetenov, 2018, and Athey and Wager, 2020). For the intermediate case $\alpha = 1$ of Example 4 our procedure guarantees regret convergence at rate $o(n^{1/3})$.

It is interesting to compare the performance guarantees for our procedure with the one of Pu and Zhang (2021), which differs from ours for their use of non-orthogonalized estimates for the scores. They show that the regret of their procedure is upper bounded by the L_1 estimation error in the nuisance functions. Under Assumption 5, this yields $o(n^{1/4})$ convergence for the regret, which is strictly slower than our rates *for all values of* $\alpha > 0$. The faster speed of convergence guaranteed by our procedure is not just due to a refined proof strategy but crucially depends on the use of Neyman-orthogonal estimates, as elucidated by our discussion of Lemma 1.

Remark 4. *The procedure of Pu and Zhang (2021) also differs from ours as their final implementation is carried out via support vector machines. While the use of a surrogate loss results in even slower rates of convergence than the ones we have reported here, it also comes with computational benefits. It is worth stressing that our insights regarding the benefit of Neyman-orthogonalization apply irrespective of the final implementation.*

5 Empirical application

In this section we apply the methods discussed in this paper to data from the National Job Training Partnership Act (JTPA) Study. This study randomly selected applicants to receive various training and services, including job-search assistance, for a period of 18 months. The study collected background information on applicants before random assignment and then recorded their earnings in the 30-month period following treatment assignment. Kitagawa and Tetenov (2018) apply their EWM method to a sample of 9,223 adult JTPA applicants to estimate the optimal allocation of *eligibility* into the programme that maximizes individual earnings across the population. In particular, they take total individual earnings in the 30 months after assignment as the welfare outcome measure Y_i , and consider policies that allocate eligibility in the programme based on the individual’s observable characteristics. Kitagawa and Tetenov’s analysis is from an *intent-to-treat* perspective as they focus on the problem of deciding who should be given eligibility

to participate in the programme. Since eligibility in the JTPA study is randomly assigned, the effect of eligibility on earnings is point-identified from the data and methods for policy learning under point-identification can be applied in this setting. We depart from Kitagawa and Tetenov (2018) and instead consider optimal assignment of *actual participation* in the training. This analysis would be of interest to a policy-maker that expects to achieve (close to) perfect compliance to her treatment decision, e.g. when participation is made a condition for receipt of a sufficiently generous unemployment benefit. Compliance in the JTPA study is imperfect as roughly 23% of applicants' participation status $D_i = 0, 1$ deviates from their assigned eligibility status $Z_i = 0, 1$, as shown in Table 1. As a result, random assignment of the eligibility instrument Z_i is not sufficient to point-identify the effect of participation in the training, motivating the use of the methods of this paper.

Table 1: Joint distribution of eligibility and participation, JTPA study

| Participation (D_i) | Eligibility (Z_i) | | Total |
|-------------------------|-----------------------|------|-------|
| | 0 | 1 | |
| 0 | 3047 | 2118 | 5165 |
| 1 | 43 | 4015 | 4058 |
| Total | 3090 | 6133 | 9233 |

Data source: Kitagawa and Tetenov (2018) and Abadie et al. (2002).

For partial identification of the CATE we consider the Balke-Pearl scheme of Example 1, where bounds for the 30-month post-treatment earnings are $Y_L = \$0$ and $Y_U = \$59,640$.¹¹ We compare this with point-identification of the CATE as the conditional local average treatment effect (LATE), predicated under the assumption of no unobserved heterogeneity. From both the CATE bounds and the conditional LATE we subtract \$1200; this is the average cost of services per actual treatment, estimated from Table 5 in Bloom et al. (1997). Following Kitagawa and Tetenov (2018), we condition

¹¹The outcome upper bound corresponds to the 97.5th percentile of the earnings distribution rather than highest recorded value of \$155,760. Outcome bounds in Balke-Pearl bounds effectively impute unidentified expected earnings for never-takers and always-takers. Restricting expected earnings to be below such high quantile is in effect a mild requirement which brings considerable identification power.

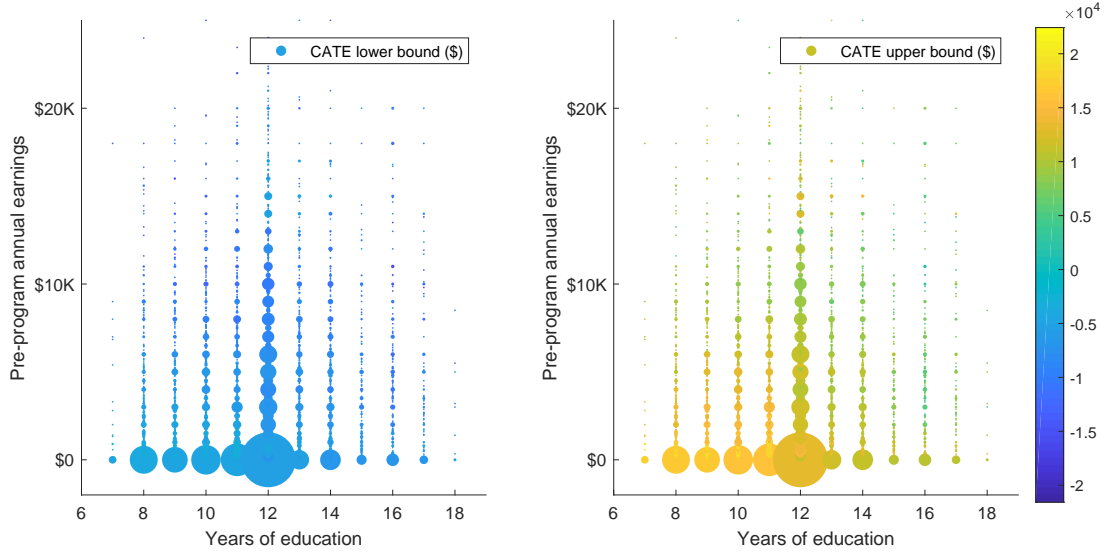


Figure 1: CATE bounds estimates

treatment assignment on two pre-treatment variables: the individual’s years of education and earnings in the year prior to assignment. Estimation of the optimal policy follows the procedure described in Section 14, with $K = 10$ equally-sized data folds used to form cross-fitted Neyman-orthogonal estimates for the CATE bounds and conditional LATE functions. The nuisance functions are estimated via an ensemble method that uses boosted regression trees, performed by the MATLAB function `fitrensemble`.¹² Figure 1 demonstrates the cross-fitted plug-in estimates for the CATE bounds, where the size of the dots indicates the number of individuals with different covariate values. We notice that the estimated CATE lower bounds are negative for the whole sample, and thus the maximin welfare policy trivially never assigns treatment in this application.

We consider two alternative choices for the candidate policy class Π . The first is the class of quadrant treatment policies. To be assigned to treatment according to this policy, an individual’s education and pre-program earnings have to be above (or below) some specific threshold. Figure 2 illustrates the quadrant treatment policies selected by our proposed method, where the colored shaded areas indicate individuals assigned to treatment by the two respective policies. The optimal MMR policy assigns treatment to individuals with education below 15 years and pre-treatment earnings below \$23,551. The

¹²Tuning parameters have been chosen via cross-validation within each data-fold. For further details on the estimation procedure we refer to the MATLAB documentation for the command.

optimal LATE policy features the same threshold for education, but selects individuals with pre-treatment earnings above \$200 for treatment.

Table 2: Treatment proportions of alternative treatment assignment policies

| | Share of Population to be treated | Share of Population receiving same treatment under MMR and LATE |
|--------------------------|--------------------------------------|--|
| Quadrant Rule | | 0.68 |
| Minimax Regret | 0.96 | — |
| LATE | 0.64 | — |
| Linear Index Rule | | 0.70 |
| Minimax Regret | 0.95 | — |
| LATE | 0.69 | — |

The rows labeled “Minimax Regret” give information on estimated optimal minimax regret policies based on the scores in Equation (9) with Balke-Pearl CATE bounds. The rows labeled “LATE” give information on optimal policies for scores that identify the conditional LATE.

While the two policies appear similar, they substantially differ in the proportion of population assigned to treatment (96% by the MMR policy versus 64% by the LATE policy). This is due to the large concentration of individuals with pre-treatment earnings close to (or equal) zero. As a result, 32% of individuals receive a different treatment assignment across the two policies. Second, we consider the class of linear treatment policies. This class consists of policies that assign treatment to an individual according to whether a linear index in his observable characteristics is above a certain threshold. Figure 3 illustrates how the direction treatment assignment as a function of prior earnings differs between the MMR policy and LATE policy. Nonetheless, 70% of the population still receives the same treatment under the two different policies, in light of the relatively low concentration of individuals in the areas of the covariate space where the two policies differ. As for the quadrant policy rule, the MMR policy assigns treatment a larger share of the population (95%) compared to the LATE policy (69%).

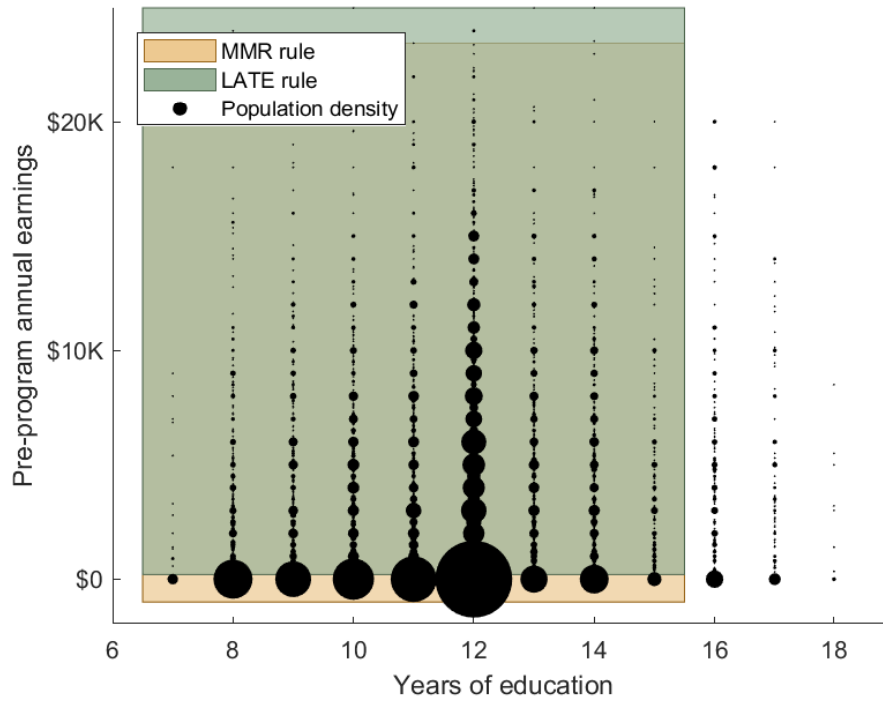


Figure 2: Estimated optimal policies from the quadrant policy class

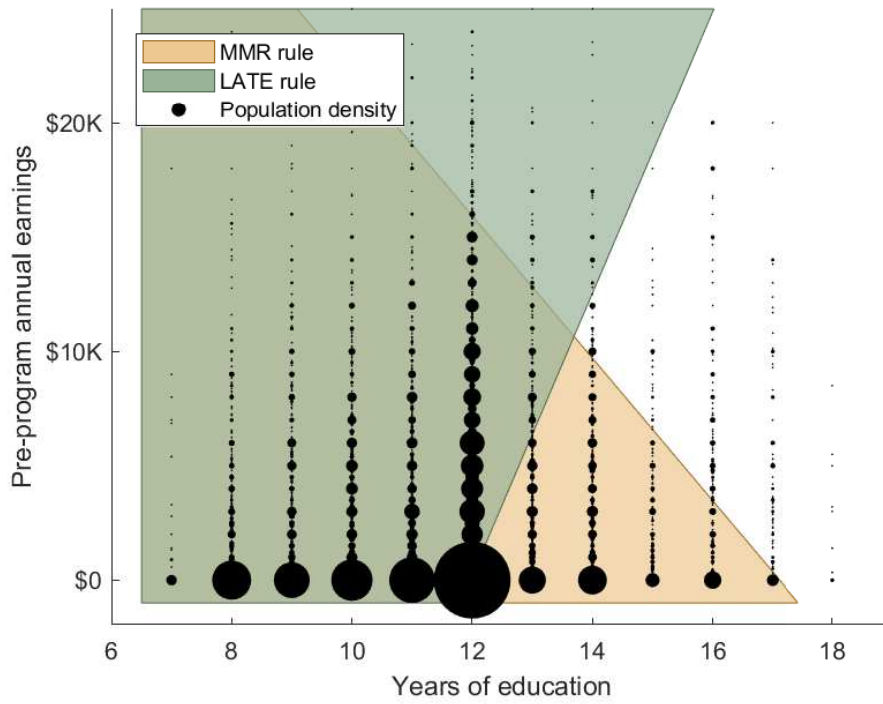


Figure 3: Estimated optimal policies from the linear-index policy class

Appendices

A Proof of Lemma 1

We begin with the following expansion

$$\begin{aligned}
\widehat{A}_n(\pi) - \widetilde{A}_n(\pi) &= \frac{1}{n} \sum_{i=1}^n (2\pi(X_i) - 1) (\widehat{\Gamma}_i - \widetilde{\Gamma}_i) \\
&= \frac{1}{n} \sum_{i=1}^n (2\pi(X_i) - 1) \cdot \left(\widehat{\tau}_i^{\text{NO}} \cdot \mathbb{1}\{\widehat{\tau}_i > 0\} - \overline{\tau}_i^{\text{NO}} \cdot \mathbb{1}\{\overline{\tau}_i > 0\} \right) \\
&\quad + \frac{1}{n} \sum_{i=1}^n (2\pi(X_i) - 1) \cdot \left(\widehat{\tau}_i^{\text{NO}} \cdot \mathbb{1}\{\widehat{\tau}_i > 0\} - \underline{\tau}_i^{\text{NO}} \cdot \mathbb{1}\{\underline{\tau}_i > 0\} \right) \\
&= \underbrace{\frac{1}{n} \sum_{i=1}^n (2\pi(X_i) - 1) \cdot \left(\widehat{\tau}_i^{\text{NO}} - \overline{\tau}_i^{\text{NO}} \right) \cdot \mathbb{1}\{\widehat{\tau}_i > 0\}}_{A_1(\pi)} + \underbrace{\frac{1}{n} \sum_{i=1}^n (2\pi(X_i) - 1) \cdot \left(\overline{\tau}_i^{\text{NO}} \cdot (\mathbb{1}\{\widehat{\tau}_i > 0\} - \mathbb{1}\{\overline{\tau}_i > 0\}) \right)}_{A_2(\pi)} \\
&\quad + \underbrace{\frac{1}{n} \sum_{i=1}^n (2\pi(X_i) - 1) \cdot \left(\widehat{\tau}_i^{\text{NO}} - \underline{\tau}_i^{\text{NO}} \right) \cdot \mathbb{1}\{\widehat{\tau}_i > 0\}}_{A_3(\pi)} + \underbrace{\frac{1}{n} \sum_{i=1}^n (2\pi(X_i) - 1) \cdot \left(\underline{\tau}_i^{\text{NO}} \cdot (\mathbb{1}\{\widehat{\tau}_i > 0\} - \mathbb{1}\{\underline{\tau}_i > 0\}) \right)}_{A_4(\pi)}.
\end{aligned}$$

The following propositions provide intermediate results establishing asymptotic bounds for each of the four terms. The results of Lemma 1 follow directly from combining the results of these propositions via the above expansion.

Proposition 3. *Suppose that Assumptions 2-6 hold, there exists a constant M_τ such that $\sup_{x \in \mathcal{X}} |\tau(x)| \leq M_\tau$, and $\varepsilon_i = Y_i - h(Z_i, X_i)$ is sub-Gaussian. Then*

$$\begin{aligned}
\mathbb{E} \left[\sup_{\pi \in \Pi_n} |A_1(\pi)| \right] &= O \left(\sqrt{\text{VC}(\Pi_n)} \frac{a((1 - K^{-1})n)}{n^{3/2}} + \frac{a((1 - K^{-1})n)}{\sqrt{n}} \right) \\
\mathbb{E} \left[\sup_{\pi \in \Pi_n} |A_3(\pi)| \right] &= O \left(\sqrt{\text{VC}(\Pi_n)} \frac{a((1 - K^{-1})n)}{n^{3/2}} + \frac{a((1 - K^{-1})n)}{\sqrt{n}} \right).
\end{aligned}$$

Proposition 4. *Suppose that Assumptions 2-6 hold, there exists a constant M_τ such that $\sup_{x \in \mathcal{X}} |\tau(x)| \leq M_\tau$, and $\varepsilon_i = Y_i - h(Z_i, X_i)$ is sub-Gaussian. Then*

$$\begin{aligned}
\mathbb{E} \left[\sup_{\pi \in \Pi_n} |A_2(\pi)| \right] &= O \left(\sqrt{\frac{\text{VC}(\Pi_n)}{n}} + \left(\frac{a((1 - K^{-1})n)}{\sqrt{n}} \right)^{\frac{\alpha+1}{\alpha+2}} \right) \\
\mathbb{E} \left[\sup_{\pi \in \Pi_n} |A_4(\pi)| \right] &= O \left(\sqrt{\frac{\text{VC}(\Pi_n)}{n}} + \left(\frac{a((1 - K^{-1})n)}{\sqrt{n}} \right)^{\frac{\alpha+1}{\alpha+2}} \right).
\end{aligned}$$

The next subsections provide proofs of these intermediate results.

A.1 Proof of Proposition 3

Following the notation of Example 1, we can decompose A_1 according to the different addenda appearing in the expression for the upper bound:

$$\begin{aligned}
A_1 &= \underbrace{\frac{1}{n} \sum_{i=1}^n (2\pi(X_i) - 1) \left(\hat{h}^{-k(i)}(1, X_i) - \hat{h}^{-k(i)}(0, X_i) + \hat{\phi}_{1,i}^U - h(1, X_i) + h(0, X_i) - \phi_{1,i}^U \right) \cdot \mathbb{1} \left\{ \hat{\tau}_i^{-k(i)} \geq 0 \right\}}_{=A_{11}} \\
&\quad - \underbrace{Y_L \cdot \frac{1}{n} \sum_{i=1}^n (2\pi(X_i) - 1) \left(\frac{\hat{e}_{10}^{-k(i)}(X_i)}{1 - \hat{z}^{-k(i)}(X_i)} + \hat{\phi}_{2,i}^U - \frac{e_{10}(X_i)}{1 - \hat{z}(X_i)} - \phi_{2,i}^U \right) \cdot \mathbb{1} \left\{ \hat{\tau}_i^{-k(i)} \geq 0 \right\}}_{=A_{12}} \\
&\quad + \underbrace{\frac{1}{n} \sum_{i=1}^n (2\pi(X_i) - 1) \left(\frac{\hat{e}_{10}^{-k(i)}(X_i) \cdot \hat{m}^{-k(i)}(1, 0, X_i)}{1 - \hat{z}^{-k(i)}(X_i)} + \hat{\phi}_{3,i}^U - \frac{e_{10}(X_i) \cdot m(1, 0, X_i)}{1 - \hat{z}(X_i)} - \phi_{3,i}^U \right) \cdot \mathbb{1} \left\{ \hat{\tau}_i^{-k(i)} \geq 0 \right\}}_{=A_{13}} \\
&\quad + \underbrace{Y_U \cdot \frac{1}{n} \sum_{i=1}^n (2\pi(X_i) - 1) \left(\frac{\hat{e}_{01}^{-k(i)}(X_i)}{\hat{z}^{-k(i)}(X_i)} + \hat{\phi}_{4,i}^U - \frac{e_{01}(X_i)}{\hat{z}(X_i)} - \phi_{4,i}^U \right) \cdot \mathbb{1} \left\{ \hat{\tau}_i^{-k(i)} \geq 0 \right\}}_{=A_{14}} \\
&\quad + \underbrace{\frac{1}{n} \sum_{i=1}^n (2\pi(X_i) - 1) \left(\frac{\hat{e}_{01}^{-k(i)}(X_i) \cdot \hat{m}^{-k(i)}(0, 1, X_i)}{\hat{z}^{-k(i)}(X_i)} + \hat{\phi}_{5,i}^U - \frac{e_{01}(X_i) \cdot m(0, 1, X_i)}{\hat{z}(X_i)} - \phi_{5,i}^U \right) \cdot \mathbb{1} \left\{ \hat{\tau}_i^{-k(i)} \geq 0 \right\}}_{=A_{15}}.
\end{aligned}$$

We begin by dealing with $A_{11}(\pi)$, which for a single policy π can be expanded as

$$\begin{aligned}
A_{11}(\pi) &= \frac{1}{n} \sum_{i=1}^n (2\pi(X_i) - 1) (Y_i - h(Z_i, X_i)) \left(\hat{g}^{-k(i)}(Z_i, X_i) - g(Z_i, X_i) \right) \cdot \mathbb{1} \left\{ \hat{\tau}_i^{-k(i)} \geq 0 \right\} \\
&\quad + \frac{1}{n} \sum_{i=1}^n (2\pi(X_i) - 1) \left(\Delta \hat{h}^{-k(i)}(X_i) - \Delta h(X_i) - g(Z_i, X_i) \left(h(Z_i, X_i) - \hat{h}^{-k(i)}(Z_i, X_i) \right) \right) \cdot \mathbb{1} \left\{ \hat{\tau}_i^{-k(i)} \geq 0 \right\} \\
&\quad - \frac{1}{n} \sum_{i=1}^n (2\pi(X_i) - 1) \left(\hat{h}^{-k(i)}(Z_i, X_i) - h(Z_i, X_i) \right) \cdot \left(\hat{g}^{-k(i)}(Z_i, X_i) - g(Z_i, X_i) \right) \cdot \mathbb{1} \left\{ \hat{\tau}_i^{-k(i)} \geq 0 \right\}.
\end{aligned}$$

We denote the three summands above $B_1(\pi)$, $B_2(\pi)$ and $B_3(\pi)$ and deal with them in order. Starting with $B_1(\pi)$, the contribution of the k -th fold is

$$B_1^{(k)}(\pi) = \frac{1}{n} \sum_{i:k(i)=k} (2\pi(X_i) - 1) (Y_i - h(Z_i, X_i)) \left(\hat{g}^{-k(i)}(Z_i, X_i) - g(Z_i, X_i) \right) \mathbb{1} \left\{ \hat{\tau}_i^{-k(i)} \geq 0 \right\}.$$

The sample-splitting procedure guarantees that $\hat{g}^{-k(i)}$ and $\hat{\tau}^{-k(i)}$ only depends on data from the remaining $K - 1$ folds, and thus conditioning on this estimate makes $B_1^{(k)}(\pi)$ a sum of independent, mean-zero terms, in light of $\mathbb{E} \left[Y_i - h(Z_i, X_i) | Z_i, X_i, \hat{g}^{-k}, \hat{\tau}^{-k} \right] = 0$.

Furthermore, the terms are also sub-Gaussian w.p.a. 1 since bounded support for Y_i implies $\varepsilon_i = Y_i - h(Z_i, X_i)$ is $(Y_U - Y_L)^2$ sub-Gaussian and independent of $(\hat{g}^{-k(i)}(Z_i, X_i) - g(Z_i, X_i)) \mathbb{1} \left\{ \hat{\tau}_i^{-k(i)} \geq 0 \right\}$, which is in turn also sub-Gaussian w.p.a. 1 since $\sup_{z,x} |\hat{g}^{-k(i)}(z, x) - g(z, x)| \leq 1$ w.p.a. 1 by Assumption 4. Having computed the variance of $B_1^{(k)}(\pi)$ conditional on $(\hat{g}^{-k}, \hat{\tau}^{-k})$

$$V_n(k) = \mathbb{E} \left[\text{Var}[\varepsilon_i \mid X_i, Z_i] \left(\hat{g}^{-k(i)}(Z_i, X_i) - g(Z_i, X_i) \right)^2 \cdot \mathbb{1} \left\{ \hat{\tau}_i^{-k(i)} \geq 0 \right\} \mid \hat{g}^{-k}, \hat{\tau}^{-k} \right],$$

we can apply Corollary 3 in Athey and Wager (2020) to establish the bound

$$\frac{n}{n_k} \mathbb{E} \left[\sup_{\pi \in \Pi} |B_1^{(k)}(\pi)| \mid \hat{g}^{-k} \right] = O \left(\sqrt{V_n(k) \frac{\text{VC}(\Pi_n)}{n_k}} \right), \quad (18)$$

where n_k denotes the number of observations in the k -th fold. Using Assumption 5, we have

$$\mathbb{E} [V_n(k)] \leq \mathbb{E} \left[(Y_U - Y_L)^2 \mathbb{E} \left[\left(\hat{g}^{-k(i)}(Z_i, X_i) - g(Z_i, X_i) \right)^2 \mid \hat{g}^{-k} \right] \right] = O \left(\frac{a((1 - K^{-1})n)}{\sqrt{n}} \right). \quad (19)$$

Finally, we apply (18) repeatedly for each of the K data-folds and using Jensen's Inequality and (19) and obtain the final bound

$$\mathbb{E} \left[\sup_{\pi \in \Pi} |B_1(\pi)| \right] = O \left(\sqrt{\text{VC}(\Pi_n) \frac{a((1 - K^{-1})n)}{n^{3/2}}} \right). \quad (20)$$

As for $B_2(\pi)$, we notice that

$$\mathbb{E} \left[\left(\Delta \hat{h}^{-k(i)}(X_i) - \Delta h(X_i) - g(Z_i, X_i) \left(h(Z_i, X_i) - \hat{h}^{-k(i)}(Z_i, X_i) \right) \right) \cdot \mathbb{1} \left\{ \hat{\tau}_i^{-k(i)} \geq 0 \right\} \mid X_i, \hat{h}^{-k}, \hat{\tau}^{-k} \right] = 0.$$

Thus we can use similar arguments as before to obtain the bound

$$\mathbb{E} \left[\sup_{\pi \in \Pi} |B_2(\pi)| \right] = O \left(\frac{1}{\eta} \sqrt{\text{VC}(\Pi_n) \frac{a((1 - K^{-1})n)}{n^{3/2}}} \right). \quad (21)$$

For $B_3(\pi)$ we use Cauchy-Schwarz inequality to get:

$$|B_3(\pi)| \leq \sqrt{\frac{1}{n} \sum_{i=1}^n \left(\hat{h}^{-k(i)}(Z_i, X_i) - h(Z_i, X_i) \right)^2} \times \sqrt{\frac{1}{n} \sum_{i=1}^n \left(\hat{g}^{-k(i)}(Z_i, X_i) - g(Z_i, X_i) \right)^2}.$$

This bound does not depend on π and thus holds uniformly over Π_n . We then apply Cauchy-Schwarz again to verify that

$$\mathbb{E} \left[\sup_{\pi \in \Pi} |B_3(\pi)| \right] = O \left(\frac{a((1 - K^{-1})n)}{\sqrt{n}} \right). \quad (22)$$

Combining (20), (21) and (22) gives the final bound for A_{11}

$$\mathbb{E} \left[\sup_{\pi \in \Pi} |A_{11}(\pi)| \right] = O \left(\sqrt{\text{VC}(\Pi_n)} \frac{a((1 - K^{-1})n)}{n^{3/2}} + \frac{a((1 - K^{-1})n)}{\sqrt{n}} \right). \quad (23)$$

We now turn to A_{12} , and begin by expanding it as follows (neglecting the pre-factor Y_L):

$$\begin{aligned} A_{12}(\pi) &= \frac{1}{n} \sum_{i=1}^n (2\pi(X_i) - 1) (D_i(1 - Z_i) - e_{10}(X_i)) \left(\frac{1}{1 - \hat{z}^{-k(i)}(X_i)} - \frac{1}{1 - z(X_i)} \right) \cdot \mathbb{1} \left\{ \hat{\tau}_i^{-k(i)} \geq 0 \right\} \\ &+ \frac{1}{n} \sum_{i=1}^n (2\pi(X_i) - 1) (\hat{e}_{10}^{-k(i)}(X_i) - e_{10}(X_i)) \left(\frac{1}{1 - \hat{z}^{-k(i)}(X_i)} - \frac{1}{1 - z(X_i)} \right) \cdot \mathbb{1} \left\{ \hat{\tau}_i^{-k(i)} \geq 0 \right\} \\ &+ \frac{1}{n} \sum_{i=1}^n (2\pi(X_i) - 1) \frac{\hat{e}_{10}^{-k(i)}(X_i)}{1 - \hat{z}^{-k(i)}(X_i)} (Z_i - z(X_i)) \left(\frac{1}{1 - \hat{z}^{-k(i)}(X_i)} - \frac{1}{1 - z(X_i)} \right) \cdot \mathbb{1} \left\{ \hat{\tau}_i^{-k(i)} \geq 0 \right\} \\ &+ \frac{1}{n} \sum_{i=1}^n (2\pi(X_i) - 1) \frac{\hat{e}_{10}^{-k(i)}(X_i)}{1 - \hat{z}^{-k(i)}(X_i)} (z(X_i) - \hat{z}^{-k(i)}(X_i)) \left(\frac{1}{1 - \hat{z}^{-k(i)}(X_i)} - \frac{1}{1 - z(X_i)} \right) \cdot \mathbb{1} \left\{ \hat{\tau}_i^{-k(i)} \geq 0 \right\} \\ &+ \frac{1}{n} \sum_{i=1}^n (2\pi(X_i) - 1) \frac{1}{1 - \hat{z}^{-k(i)}(X_i)} (Z_i - z(X_i)) (\hat{e}_{10}^{-k(i)}(X_i) - e_{10}(X_i)) \cdot \mathbb{1} \left\{ \hat{\tau}_i^{-k(i)} \geq 0 \right\} \\ &- \frac{1}{n} \sum_{i=1}^n (2\pi(X_i) - 1) \frac{1}{(1 - \hat{z}^{-k(i)}(X_i))} \left(\frac{z(X_i) - \hat{z}^{-k(i)}(X_i)}{(1 - z(X_i))} \right) (\hat{e}_{10}^{-k(i)}(X_i) - e_{10}(X_i)) \cdot \mathbb{1} \left\{ \hat{\tau}_i^{-k(i)} \geq 0 \right\}. \end{aligned}$$

To bound the first two terms, which we denote $B_4(\pi)$ and $B_5(\pi)$, we first notice that $D_i(1 - Z_i) - e_{10}(X_i)$ is sub-Gaussian due to the bounded support of $D_i(1 - Z_i)$. Furthermore, Assumption 4 combined with the overlap condition of Assumption ?? and the Continuous Mapping Theorem guarantees that $\sup_x \left| \frac{1}{1 - \hat{z}^{-k(i)}(x)} - \frac{1}{1 - z(x)} \right| \leq 1$ w.p.a. 1, while also

$$\mathbb{E} \left[\left(\frac{1}{1 - \hat{z}^{-k(i)}(X_i)} - \frac{1}{1 - z(X_i)} \right)^2 \right] \leq \frac{1}{\eta^2} \mathbb{E} \left[(\hat{z}^{-k(i)}(X_i) - z(X_i))^2 \right].$$

We can then use arguments similar to those used for $B_1(\pi)$ and $B_3(\pi)$ to show

$$\begin{aligned} \mathbb{E} \left[\sup_{\pi \in \Pi} |B_4(\pi)| \right] &= O \left(\sqrt{\text{VC}(\Pi_n)} \frac{a((1 - K^{-1})n)}{n^{3/2}} \right), \\ \mathbb{E} \left[\sup_{\pi \in \Pi} |B_5(\pi)| \right] &= O \left(\frac{a((1 - K^{-1})n)}{\sqrt{n}} \right). \end{aligned}$$

In order to obtain identical bounds for the remaining terms, we leverage the trimming in the estimates $\hat{e}_{10}(\cdot)$, $\hat{z}(\cdot)$ to verify the appropriate subGaussianity and L_2 -convergence requirements and use the usual arguments. Therefore we conclude that

$$\mathbb{E} \left[\sup_{\pi \in \Pi} |A_{12}(\pi)| \right] = O \left(\sqrt{\text{VC}(\Pi_n)} \frac{a((1-K^{-1})n)}{n^{3/2}} + \frac{a((1-K^{-1})n)}{\sqrt{n}} \right). \quad (24)$$

Term $A_{14}(\pi)$ has almost identical structure to $A_{12}(\pi)$, and it's easy to verify that obeys the same bound as in (24).

We now turn A_{13} , which can be expanded as follows:

$$\begin{aligned} A_{12}(\pi) = & \frac{1}{n} \sum_{i=1}^n (2\pi(X_i) - 1) (D_i(1 - Z_i) - e_{10}(X_i)) \left(\frac{\hat{m}_{10}^{-k(i)}(X_i) - m_{10}(X_i)}{1 - \hat{z}^{-k(i)}(X_i)} \right) \cdot \mathbb{1} \left\{ \hat{\tau}_i^{-k(i)} \geq 0 \right\} \\ & + \frac{1}{n} \sum_{i=1}^n (2\pi(X_i) - 1) (D_i(1 - Z_i) - e_{10}(X_i)) \left(\frac{m_{10}(X_i) \cdot (\hat{z}^{-k(i)}(X_i) - \hat{z}(X_i))}{1 - \hat{z}^{-k(i)}(X_i)} \right) \cdot \mathbb{1} \left\{ \hat{\tau}_i^{-k(i)} \geq 0 \right\} \\ & + \frac{1}{n} \sum_{i=1}^n (2\pi(X_i) - 1) \left(\frac{1}{1 - \hat{z}^{-k(i)}(X_i)} - \frac{1}{1 - z(X_i)} \right) (D_i(1 - Z_i)) \left(\hat{m}_{D_i, Z_i}^{-k(i)}(X_i) - m_{D_i, Z_i}(X_i) \right) \cdot \mathbb{1} \left\{ \hat{\tau}_i^{-k(i)} \geq 0 \right\} \\ & + \frac{1}{n} \sum_{i=1}^n (2\pi(X_i) - 1) (Y_i - m(D_i, Z_i, X_i)) (D_i(1 - Z_i)) \left(\frac{1}{1 - \hat{z}^{-k(i)}(X_i)} - \frac{1}{1 - z(X_i)} \right) \cdot \mathbb{1} \left\{ \hat{\tau}_i^{-k(i)} \geq 0 \right\} \\ & + \frac{1}{n} \sum_{i=1}^n (2\pi(X_i) - 1) \left(\left(\hat{m}_{10}^{-k(i)}(X_i) - m_{10}(X_i) \right) \frac{e_{10}(X_i)}{1 - z(X_i)} - \frac{D_i(1 - Z_i)}{1 - z(X_i)} \left(\hat{m}_{D_i, Z_i}^{-k(i)}(X_i) - m_{D_i, Z_i}(X_i) \right) \right) \cdot \mathbb{1} \left\{ \hat{\tau}_i^{-k(i)} \geq 0 \right\} \\ & + \frac{1}{n} \sum_{i=1}^n (2\pi(X_i) - 1) \frac{e_{10}(X_i)}{(1 - \hat{z}^{-k(i)}(X_i))(1 - z(X_i))} \left(\hat{m}_{1,0}^{-k(i)}(X_i) - m_{1,0}(X_i) \right) (Z_i - z(X_i)) \cdot \mathbb{1} \left\{ \hat{\tau}_i^{-k(i)} \geq 0 \right\} \\ & - \frac{1}{n} \sum_{i=1}^n (2\pi(X_i) - 1) \frac{e_{10}(X_i) \cdot m_{10}(X_i)}{(1 - \hat{z}^{-k(i)}(X_i))(1 - z(X_i))^2} \left(\hat{z}^{-k(i)}(X_i) - z(X_i) \right) (Z_i - z(X_i)) \cdot \mathbb{1} \left\{ \hat{\tau}_i^{-k(i)} \geq 0 \right\}. \end{aligned}$$

Once again, boundedness in the nuisance functions (and their estimates) allows to use the usual arguments to show $\mathbb{E} [\sup_{\pi \in \Pi} |A_{13}(\pi)|] = O \left(\sqrt{\text{VC}(\Pi_n)} \frac{a((1-K^{-1})n)}{n^{3/2}} + \frac{a((1-K^{-1})n)}{\sqrt{n}} \right)$.

Term A_{15} has almost identical structure to A_{13} and satisfies the same bound.

Putting together the bounds for terms A_{11} - A_{15} , we finally obtain

$$\mathbb{E} \left[\sup_{\pi \in \Pi} |A_1(\pi)| \right] = O \left(\sqrt{\text{VC}(\Pi_n)} \frac{a((1-K^{-1})n)}{n^{3/2}} + \frac{a((1-K^{-1})n)}{\sqrt{n}} \right). \quad (25)$$

It is immediate to see that Term $A_3(\pi)$ has identical structure to $A_1(\pi)$ and thus also obeys the bound above.

A.2 Proof of Proposition 4

We begin by expanding term $A_2(\pi)$:

$$\begin{aligned}
A_2(\pi) &= \frac{1}{n} \sum_{i=1}^n (2\pi(X_i) - 1) \cdot \bar{\tau}^{\text{N0}}(X_i) \cdot \left(\mathbb{1} \left\{ \hat{\bar{\tau}}^{-k(i)}(X_i) \geq 0 \right\} - \mathbb{1} \{ \bar{\tau}(X_i) \geq 0 \} \right) \\
&= \underbrace{\frac{1}{n} \sum_{i=1}^n (2\pi(X_i) - 1) \cdot \phi_U(Y_i, D_i, Z_i, X_i) \cdot \left(\mathbb{1} \left\{ \hat{\bar{\tau}}^{-k(i)}(X_i) \geq 0 \right\} - \mathbb{1} \{ \bar{\tau}(X_i) \geq 0 \} \right)}_{=C_2(\pi)} \\
&\quad + \underbrace{\frac{1}{n} \sum_{i=1}^n (2\pi(X_i) - 1) \cdot \bar{\tau}(X_i) \cdot \left(\mathbb{1} \left\{ \hat{\bar{\tau}}^{-k(i)}(X_i) \geq 0 \right\} - \mathbb{1} \{ \bar{\tau}(X_i) \geq 0 \} \right)}_{=C_3(\pi)}.
\end{aligned}$$

We first deal with $C_2(\pi)$. By the properties of the influence function and cross-fitting we have $\mathbb{E} \left[\phi_U(W_i) \mid X_i, \hat{\bar{\tau}}^{-k} \right] = 0$. Furthermore, sub-Gaussianity of $\varepsilon_i = Y_i - h(Z_i, X_i)$ implies sub-Gaussianity of the influence function, and thus we can apply Corollary 3 from Athey and Wager (2020) in the usual way to get

$$\mathbb{E} \left[\sup_{\pi \in \Pi} |C_2(\pi)| \right] = O \left(\sqrt{\frac{\text{VC}(\Pi_n)}{n}} \right). \quad (26)$$

Moving on to $C_3(\pi)$, we begin by noticing that $\bar{\tau}(X_i) \left(\mathbb{1} \left\{ \hat{\bar{\tau}}^{-k(i)}(X_i) \geq 0 \right\} - \mathbb{1} \{ \bar{\tau}(X_i) \geq 0 \} \right) \leq 0$ and thus, since the “never treat” policy belongs to any policy class Π for which $\text{VC}(\Pi) \geq 1$, we have

$$\sup_{\pi \in \Pi_n} C_3(\pi) = \frac{1}{2n} \sum_{i=1}^n \left| \bar{\tau}(X_i) \left(\mathbb{1} \left\{ \hat{\bar{\tau}}^{-k(i)}(X_i) \geq 0 \right\} - \mathbb{1} \{ \bar{\tau}(X_i) \geq 0 \} \right) \right|,$$

and thus we obtain the uniform bound¹³

$$\mathbb{E} \left[\sup_{\pi \in \Pi_n} C_3(\pi) \right] = \frac{1}{2} \mathbb{E} \left[\left| \bar{\tau}(X_i) \left(\mathbb{1} \left\{ \hat{\bar{\tau}}^{-k}(X_i) \geq 0 \right\} - \mathbb{1} \{ \bar{\tau}(X_i) \geq 0 \} \right) \right| \right]. \quad (27)$$

For the RHS in (27), we closely follow Lemma 5.2 in Audibert and Tsybakov (2007), but

¹³For a policy class of zero VC-dimension, (27) holds as an inequality.

we report the steps of the proof for completeness. For $\alpha > 0$ and any $t > 0$ we have

$$\begin{aligned}
& \mathbb{E} \left[\left| \bar{\tau}(X_i) \left(\mathbb{1} \left\{ \hat{\bar{\tau}}^{-k}(X_i) \geq 0 \right\} - \mathbb{1} \left\{ \bar{\tau}(X_i) \geq 0 \right\} \right) \right| \right] \\
& \leq \mathbb{E} \left[\left| \bar{\tau}(X_i) \right| \cdot \mathbb{1} \left\{ \left| \hat{\bar{\tau}}^{-k}(X_i) - \bar{\tau}(X_i) \right| \geq \left| \bar{\tau}(X_i) \right| \right\} \right] \\
& \leq \mathbb{E} \left[\left| \bar{\tau}(X_i) \right| \cdot \mathbb{1} \left\{ \left| \hat{\bar{\tau}}^{-k}(X_i) - \bar{\tau}(X_i) \right| \geq \left| \bar{\tau}(X_i) \right| \right\} \cdot \mathbb{1} \{0 < \left| \bar{\tau}(X_i) \right| \leq t\} \right] \\
& \quad + \mathbb{E} \left[\left| \bar{\tau}(X_i) \right| \cdot \mathbb{1} \left\{ \left| \hat{\bar{\tau}}^{-k}(X_i) - \bar{\tau}(X_i) \right| \geq \left| \bar{\tau}(X_i) \right| \right\} \cdot \mathbb{1} \{ \left| \bar{\tau}(X_i) \right| > t \} \right] \\
& \leq \mathbb{E} \left[\left| \hat{\bar{\tau}}^{-k}(X_i) - \bar{\tau}(X_i) \right| \cdot \mathbb{1} \{0 < \left| \bar{\tau}(X_i) \right| \leq t\} \right] \\
& \quad + \mathbb{E} \left[\left| \hat{\bar{\tau}}^{-k}(X_i) - \bar{\tau}(X_i) \right| \cdot \mathbb{1} \left\{ \left| \hat{\bar{\tau}}^{-k}(X_i) - \bar{\tau}(X_i) \right| > t \right\} \right] \\
& \leq \mathbb{E} \left[\left(\hat{\bar{\tau}}^{-k}(X_i) - \bar{\tau}(X_i) \right)^2 \right]^{1/2} \cdot \mathbb{P}(0 < \left| \bar{\tau}(X_i) \right| \leq t)^{1/2} + \frac{\mathbb{E} \left[\left(\hat{\bar{\tau}}^{-k}(X_i) - \bar{\tau}(X_i) \right)^2 \right]}{t} \\
& \leq C_0^{1/2} \mathbb{E} \left[\left(\hat{\bar{\tau}}^{-k}(X_i) - \bar{\tau}(X_i) \right)^2 \right]^{1/2} t^{\alpha/2} + \frac{\mathbb{E} \left[\left(\hat{\bar{\tau}}^{-k}(X_i) - \bar{\tau}(X_i) \right)^2 \right]}{t},
\end{aligned}$$

where the penultimate inequality uses Cauchy-Schwarz and Markov inequalities, and the last inequality uses the Margin Assumption. Minimizing the last display over t gives

$$\mathbb{E} \left[\sup_{\pi \in \Pi_n} C_3(\pi) \right] \leq (\alpha + 2) \cdot \left(\frac{2}{\alpha} \right)^{\alpha/(\alpha+2)} \cdot C_0^{1/(\alpha+2)} \cdot \mathbb{E} \left[\left(\hat{\bar{\tau}}^{-k}(X_i) - \bar{\tau}(X_i) \right)^2 \right]^{\frac{\alpha+1}{\alpha+2}}.$$

For $\alpha = 0$, a similar argument gives

$$\begin{aligned}
& \mathbb{E} \left[\left| \bar{\tau}(X_i) \left(\mathbb{1} \left\{ \hat{\bar{\tau}}^{-k}(X_i) \geq 0 \right\} - \mathbb{1} \left\{ \bar{\tau}(X_i) \geq 0 \right\} \right) \right| \right] \\
& \leq \mathbb{E} \left[\left| \hat{\bar{\tau}}^{-k}(X_i) - \bar{\tau}(X_i) \right| \cdot \mathbb{1} \{0 < \left| \bar{\tau}(X_i) \right| \leq t\} \right] \\
& \quad + \mathbb{E} \left[\left| \hat{\bar{\tau}}^{-k}(X_i) - \bar{\tau}(X_i) \right| \cdot \mathbb{1} \left\{ \left| \hat{\bar{\tau}}^{-k}(X_i) - \bar{\tau}(X_i) \right| > t \right\} \right] \\
& \leq 2 \mathbb{E} \left[\left| \hat{\bar{\tau}}^{-k}(X_i) - \bar{\tau}(X_i) \right| \right] \\
& \leq 2 \mathbb{E} \left[\left(\hat{\bar{\tau}}^{-k}(X_i) - \bar{\tau}(X_i) \right)^2 \right]^{1/2}.
\end{aligned}$$

Combining the cases $\alpha > 0$ and $\alpha = 0$, and using the L_2 -risk bounds for $\hat{\tau}$ from Assumption 5 we finally get

$$\mathbb{E} \left[\sup_{\pi \in \Pi_n} C_3(\pi) \right] = O \left(\left(\frac{a((1 - K^{-1})n)}{\sqrt{n}} \right)^{\frac{\alpha+1}{\alpha+2}} \right).$$

References

- ABADIE, A., J. ANGRIST AND G. IMBENS (2020): “Instrumental variables estimates of the effect of subsidized training on the quantiles of trainee earnings,” *Econometrica*, 70(1), 91–117.
- ARLOT, S. AND P. J. BARTLETT (2011): “Margin-adaptive Model Selection in Statistical Learning,” *Bernoulli*.
- ATHEY, S. AND S. WAGER (2020): “Policy Learning with Observational Data,” *Econometrica*.
- AUDIBERT, J. AND A. B. TSYBAKOV (2007): “Fast Learning Rates for Plug-in Classifiers,” *The Annals of Statistics*, 35(2), 608–633.
- BALKE, A. AND J. PEARL (2007): “Bounds on Treatment Effects from Studies with Imperfect Compliance,” *The Journal of the American Statistical Association*, 92(439): 1171–1176.
- BERGER, J. O. (1985): “Statistical Decision Theory and Bayesian Analysis,” Springer Series in Statistics, 2nd edition.
- BYAMBADALAI, U. (2020): “Identification and Inference for Welfare Gains without Unconfoundedness”.
- CHEN, X. (2007): “Large sample sieve estimation of semi-nonparametric models,” *Handbook of Econometrics*.
- CHERNOZHUKOV, V., ESCANCIANO, J. C., ICHIMURA, H., W. K. NEWEY AND J. ROBINS (2018): “Locally Robust Semiparametric Estimation,” *arXiv preprint*.
- CHRISTENSEN, T., H. R. MOON AND F. SCHORFHEIDE (2020): “Robust Forecasting,” *PIER Working Paper 20-038*.
- CUI, Y. AND E. TCHETGEN TCHETEN (2021): “A Semiparametric Instrumental Variable Approach to Optimal Treatment Regimes Under Endogeneity,” *Journal of the American Statistical Association*, 116:533, 162–173.
- FANG, Z. AND A. SANTOS (2019): “Inference on Directionally Differentiable Function,” *Review of Economic Studies*, 86, 377–412.

- FARRELL, M. H (2015): “Robust Inference on Average Treatment Effects with Possibly More Covariates Than Observations,” *Econometrica*.
- FARRELL, M. H, T. LIANG AND S. MISRA (2020): “Deep neural networks for estimation and inference,” *Econometrica*.
- HIRANO, K. AND J. R PORTER (2009): “Asymptotics for Statistical Treatment Rules,” *Econometrica*, 77(5), 1683-1701.
- HIRANO, K. AND J. R PORTER (2012): “Impossibility Results of Nondifferentiable Functionals,” *Econometrica*, 80, 1769-1790.
- HIRANO, K. AND J. R PORTER (2020): “Asymptotic Analysis of Statistical Decision Rules in Econometrics,” *Handbook of Econometrics*, Vol. 7A.
- ICHIMURA, H. AND W. K NEWEY (2015): “The Influence Function of Semiparametric Estimators,” *arXiv preprint*.
- IMBENS, G. W. AND J. D. ANGRIST (1997): “Identification and Estimation of Local Average Treatment Effects,” *Econometrica*.
- KALLUS, N. AND A. ZHOU (2018): “Confounding Robust Policy Improvement,” *Advances in Neural Information Processing Systems*.
- KASY, M. (2016): “Partial Identification, Distributional Preferences, and the Welfare Ranking of Policies,” *Review of Economics and Statistics*.
- KITAGAWA, T., MONTIEL OLEA, J. L., PAYNE, J. AND A. VELEZ (2020): “Posterior Distribution of Nondifferentiable Functions” *Econometrica*.
- KITAGAWA, T. AND A. TETENOV (2018): “Who Should Be Treated? Empirical Welfare Maximization,” *Econometrica*.
- LEE, D.S. (2009): “Training, wages, and sample selection: Estimating sharp bounds on treatment effects,” *Review of Economic Studies*, 76, 1071–1102.
- MAMMEN, E. AND A. B. TSYBAKOV (1997): “Smooth Discrimination Analysis,” *Annals of Statistics*, 27, 1808–1829.
- MANSKI, C. F. (1997): “Monotone Treatment Response,” *Econometrica*.

- MANSKI, C. F. (2004): “Statistical treatment rules for heterogeneous populations,” *Econometrica*, 72, 1221–1246.
- MANSKI, C. F. (2009): “Diversified treatment under ambiguity,” *International Economic Review*, 50, 1013–1041.
- MANSKI, C. F. (2010): “Vaccination with partial knowledge of external effectiveness,” *Proceedings of the National Academy of Sciences*, 107, 3953–3960.
- MANSKI, C. F. (2011): “Choosing Treatment Policies Under Ambiguity,” *Annual Review of Economics*.
- MANSKI, C. F. AND J. V. PEPPER (2000): “Monotone Instrumental Variables: With an Application to the Returns to Schooling,” *Econometrica*.
- MBAKOP, E. AND M. TABORD-MEEHAN (2000): “Model Selection for Treatment Choice: Penalized Welfare Maximization,” *Econometrica*, 89(2), 825–848.
- PU, H. AND B. ZHANG (2021): “Estimating optimal treatment rules with an instrumental variable: A partial identification learning approach,” *Journal of the Royal Statistical Society, Series B*, 83, 318–345.
- ROSENBAUM, P. (2002): *Observational Studies*, Springer Series in Statistics.
- SUN, L. (2021): “Empirical Welfare Maximization with Constraints,” mimeo.
- VAPNIK, V. N. (1998): *Statistical Learning Theory*, New York: Wiley.