

# Flexible Inference of Optimal Individualized Treatment Strategy in Covariate Adjusted Randomization with Multiple Covariates

Trinetri Ghosh<sup>1</sup>, Yanyuan Ma<sup>2</sup>, Rui Song<sup>3</sup>, and Pingshou Zhong<sup>4</sup>

<sup>1</sup>University of Wisconsin-Madison

<sup>2</sup>The Pennsylvania State University

<sup>3</sup>North Carolina State University

<sup>4</sup>University of Illinois at Chicago

November 23, 2021

## Abstract

To maximize clinical benefit, clinicians routinely tailor treatment to the individual characteristics of each patient, where individualized treatment rules are needed and are of significant research interest to statisticians. In the covariate-adjusted randomization clinical trial with many covariates, we model the treatment effect with an unspecified function of a single index of the covariates and leave the baseline response completely arbitrary. We devise a class of estimators to consistently estimate the treatment effect function and its associated index while bypassing the estimation of the baseline response, which is subject to the curse of dimensionality. We further develop inference tools to identify predictive covariates and isolate effective treatment region. The usefulness of the methods is demonstrated in both simulations and a clinical data example.

*Keywords:* Covariate adjusted randomization; Estimating equations; Nonparametric regression; Robustness; Semiparametric methods; Single index model; Treatment effect.

# 1 Introduction

Precision medicine, which is defined as treatments targeted to individual patients' needs based on genetics, biomarker, phenotypic, or psychosocial characteristics that distinguish a given patient from other patients with similar clinical presentations (Jameson & Longo 2015), has generated tremendous interest in statistical research. Precision medicine based on individual's health-related metrics and environmental factors is used to discover individualized treatment regimes (ITRs); methodology for such discovery is an expanding field of statistics.

Various methods have been proposed in the statistical literature to estimate the optimal ITRs. Q-learning (Chakraborty et al. 2010, Goldberg & Kosorok 2012, Murphy 2005, Qian & Murphy 2011, Song et al. 2015, Watkins 1989, Watkins & Dayan 1992, Zhao et al. 2009, 2011) and A-learning (Blatt et al. 2004, Henderson et al. 2010, Liang et al. 2018, Murphy 2003, Orellana et al. 2010, Robins 2004, Shi et al. 2018) are two backward induction methods for deriving optimal dynamic treatment regimes. Other related approaches include parametric methods (Thall et al. 2007, 2000, 2002), model-free or direct value search method by maximizing a nonparametric estimator of value function (Fan et al. 2017, Shi et al. 2021, Zhang, Tsiatis, Davidian, Zhang & Laber 2012, Zhang, Tsiatis, Laber & Davidian 2012, Zhou et al. 2019, Zhu et al. 2020), semiparametric methods (Kang et al. 2018, Lunceford et al. 2002, Moodie et al. 2009, Song et al. 2017, Wahed & Tsiatis 2004, 2006, Xiao et al. 2019), and machine learning methods (Zhao et al. 2012). Zhao et al. (2012) proposed outcome weighted learning, which can be viewed as a weighted classification problem using the covariate information weighted by the individual response to maximize the overall outcome.

The rules based on parametric models of clinical outcomes given treatment and other covariates are simple, yet can be incorrect when parametric models are misspecified. The rules based on machine learning techniques to determine the relationship between clinical outcomes and treatment plus covariates, such as in Zhao et al. (2009, 2011), are nonparametric and flexible but are often complex and may have large variability. Existing semiparametric methodologies, such as Murphy (2003) and Song et al. (2017), flexibly incorporate the relationship between the covariates and the response variables, but are not efficient due to the challenges in estimating the decision rules. Moreover, to the best of our knowledge, these existing semiparametric models do not allow covariate adjusted randomization, where a patient is randomized to one of the treatment arms based on the patient's covariate and a predetermined randomization scheme. Therefore we are motivated to derive semiparametric efficient estimators for flexible models that allow covariate adjusted randomization.

Let  $\mathbf{X}_i$  be the  $p$ -dimensional covariate vector,  $Z_i$  be the treatment indicator, and  $Y_i$  be the response, and assume  $(\mathbf{X}_i, Z_i, Y_i)$ 's are independent and identically distributed (iid)

for  $i = 1, \dots, n$ . Here, the treatment indicator  $Z_i$  is often categorical (i.e. when several treatment arms are considered) but can also be continuous (i.e. when a continuous dosage range is considered). In the simplest case when  $Z_i$  is binary, we denote  $Z_i = 1$  if the  $i$ th patient is randomized to treatment and  $Z_i = 0$  to placebo. When the randomization is covariate adjusted, the probability distribution of  $Z_i$  depends on  $\mathbf{X}_i$ . Our goal is to analyze the data  $(\mathbf{X}_i, Z_i, Y_i)$  for  $i = 1, \dots, n$ , so that we can develop a treatment rule that is best for each new individual. Without loss of generality, we assume larger value of  $Y_0$  indicates better outcome. Equivalently, we want to identify a deterministic decision rule,  $d(\mathbf{x})$ , which takes as input a given value  $\mathbf{x}$  of  $\mathbf{X}_0$  and outputs a treatment choice of  $Z_0$  that will maximize the potential treatment result  $Y_0$ . Here  $\mathbf{X}_0$  denotes the covariate of the new individual,  $Z_0$  the treatment decision and  $Y_0$  the potential treatment result given  $Z_0$ . Let  $P^d$  be the distribution of  $(\mathbf{X}_0, Z_0, Y_0)$  and  $E^d$  be the expectation with respect to this distribution. The value function is defined as  $V(d) = E^d(Y_0)$ . An optimal individualized treatment rule  $d_0$  maximizes  $V(d)$  over all decision rules. That is,  $d_0 = \operatorname{argmax}_d V(d) = \operatorname{argmax}_{d(\mathbf{x})} E[Y_0 | Z_0 = d(\mathbf{x}), \mathbf{X}_0 = \mathbf{x}]$ . It is important to recognize the difference between the clinical trial data  $(\mathbf{X}_i, Z_i, Y_i), i = 1, \dots, n$  and the potential data associated with the new individual  $(\mathbf{X}_0, Z_0, Y_0)$ .

In the covariate adjusted randomization, let the probability of assigning to the treatment or placebo arm be a known function  $f_{Z|\mathbf{X}}(\mathbf{x}, z)$ . Here and throughout, we omit the subindex  $i$  when describing the data from a randomized clinical trial as long as it does not cause confusion. We model the treatment effect using a single index model of the covariates, while leaving the baseline response unspecified. This yields the model

$$Y = f(\mathbf{X}) + Zg(\boldsymbol{\beta}^T \mathbf{X}) + \epsilon. \quad (1)$$

We assume the regression error  $\epsilon$  is independent of the covariates  $\mathbf{X}$  and the treatment indicator  $Z$ , and  $\epsilon \sim N(0, \sigma^2)$ . We do not assume  $Z$  and  $\mathbf{X}$  to be independent, hence allow the covariate adjusted randomization procedure. Naturally from (1),  $g(\boldsymbol{\beta}^T \mathbf{x})$  is the treatment effect as a function of the covariate value  $\mathbf{x}$ . We assume  $g$  to be a smooth function. To retain the identifiability of  $g(\cdot)$  and  $\boldsymbol{\beta}$ , we fix the first component of  $\boldsymbol{\beta}$  to be 1. Our goal is to estimate  $\boldsymbol{\beta}$  and  $g(\cdot)$ , hence to estimate the treatment effect given any covariate  $\mathbf{x}$ .

The contribution of our proposed method beyond existing literature can be summarized in the following four folds. First, we propose an estimator and show that it is locally semiparametric efficient. Second, our method allows randomization to depend on patients' covariates, which significantly generalizes the practicality of the semiparametric methodology in real studies. Third, although illustrated for binary treatment selection, the proposed method does not restrict to the binary treatment case and is directly applicable even when

$Z$  is categorical or continuous. Thus, the method applies to slope estimation while the intercept, i.e.  $f(\mathbf{X})$  in (1), is unspecified and inestimable due to the curse of dimensionality caused by the multi-dimension of  $\mathbf{X}$ . Fourth, different from Song et al. (2017) where B-spline expansion were used, we employ kernel smoothing techniques into the estimation and inference for optimal treatment regimes. Fifth, our method is more flexible in terms of model assumptions compared to Zhu et al. (2020).

The rest of the article is organized as the following. In Section 2, we devise a class of estimators for  $\beta$  and  $g(\cdot)$  while bypassing the estimation of  $f(\cdot)$ . We study the large sample properties of the estimators and carry out inference to detect effective treatment region in Section 3. Simulation experiments are carried out in Section 6, and the method is implemented on a clinical trial data in Section 7. We conclude the article with a discussion in Section 8 and collect all the technical derivations and proofs in the Supplementary Material.

## 2 Estimation of $\beta$ and $g(\cdot)$

### 2.1 Basic estimation

The estimation of  $\beta$  and  $g(\cdot)$  is complicated by the presence of the intercept term  $f(\mathbf{X})$ . When  $\mathbf{X}$  is of high or even moderate dimension,  $f(\mathbf{X})$  is challenging to estimate due to the well known curse of dimensionality. Thus, a simple treatment is to eliminate the effect of  $f(\mathbf{X})$ . Following this approach, multiplying  $Z$  and  $E(Z | \mathbf{X})$  on (1), we have

$$\begin{aligned} ZY &= Z^2 g(\beta^T \mathbf{X}) + Zf(\mathbf{X}) + Z\epsilon, \\ \text{and } E(Z | \mathbf{X})Y &= ZE(Z | \mathbf{X})g(\beta^T \mathbf{X}) + E(Z | \mathbf{X})f(\mathbf{X}) + E(Z | \mathbf{X})\epsilon. \end{aligned}$$

Taking difference of the above two equations yields  $\{Z - E(Z | \mathbf{X})\}Y = \{Z^2 - ZE(Z | \mathbf{X})\}g(\beta^T \mathbf{X}) + \{Z - E(Z | \mathbf{X})\}\{f(\mathbf{X}) + \epsilon\}$ . Note that  $E[\{Z - E(Z | \mathbf{X})\}\{f(\mathbf{X}) + \epsilon\} | \mathbf{X}] = E\{Z - E(Z | \mathbf{X}) | \mathbf{X}\}f(\mathbf{X}) + 0 = 0$  and  $E[\{Z^2 - ZE(Z | \mathbf{X})\}g(\beta^T \mathbf{X}) | \mathbf{X}] = \text{var}(Z | \mathbf{X})g(\beta^T \mathbf{X})$ . So we obtain  $E[\{Z - E(Z | \mathbf{X})\}Y | \mathbf{X}] = \text{var}(Z | \mathbf{X})g(\beta^T \mathbf{X})$ . This indicates that if we write  $\tilde{Y} \equiv \{Z - E(Z | \mathbf{X})\}Y\{\text{var}(Z | \mathbf{X})\}^{-1}$ , then  $E(\tilde{Y} | \mathbf{X}) = g(\beta^T \mathbf{X})$ . Viewing  $\mathbf{X}$  and  $\tilde{Y}$  as the covariate and response respectively, this is a classical single index model, and we can estimate  $\beta$  and  $g$  using standard methods (Ichimura 1993). Considering that  $\text{var}(Z | \mathbf{X})$  might be close to zero, one may want to avoid taking its inverse. In this case, a more stable estimator would be to minimize

$$\sum_{j=1}^n \sum_{i=1}^n w_{ij} [\{z_i - E(Z_i | \mathbf{x}_i)\}y_i - \text{var}(Z_i | \mathbf{x}_i)\{a_j + b_j \beta^T(\mathbf{x}_i - \mathbf{x}_j)\}]^2$$

with respect to  $a_1, \dots, a_n, b_1, \dots, b_n$  and parameters in  $\beta$ , where

$$w_{ij} = \frac{K_h\{\beta^T(\mathbf{x}_i - \mathbf{x}_j)\}}{\sum_{i=1}^n K_h\{\beta^T(\mathbf{x}_i - \mathbf{x}_j)\}},$$

$K_h(\cdot) = h^{-1}K(\cdot/h)$ ,  $h$  is a bandwidth and  $K(\cdot)$  is a kernel function. At a fixed  $\boldsymbol{\beta}$  value, the minimization with respect to  $(a_j, b_j)$  does not rely on other  $(a_k, b_k)$  values for  $k \neq j$ , hence can be done separately, while the optimization with respect to  $\boldsymbol{\beta}$  involves all the terms. The resulting  $\widehat{\boldsymbol{\beta}}$  estimates  $\boldsymbol{\beta}$  and the resulting  $\widehat{a}_j$  estimates  $g(\boldsymbol{\beta}^\top \mathbf{x}_j)$ . We can further estimate  $g(\boldsymbol{\beta}^\top \mathbf{x}_0)$  by  $\widehat{a}_0$  which is obtained by

$$(\widehat{a}_0, \widehat{b}_0) = \arg \min_{a_0, b_0} \sum_{i=1}^n w_{i0} [\{z_i - E(Z_i | \mathbf{x}_i)\}y_i - \text{var}(Z_i | \mathbf{x}_i)\{a_0 + b_0 \widehat{\boldsymbol{\beta}}^\top (\mathbf{x}_i - \mathbf{x}_0)\}]^2.$$

## 2.2 Proposed estimator

Although the above procedure provides one way of estimating  $\boldsymbol{\beta}$  and  $g(\cdot)$ , it is somewhat ad hoc, and it is unclear if other estimators exist to achieve similar or better estimation. To investigate the problem more thoroughly and systematically, we start with the likelihood function of a single observation  $(\mathbf{x}, z, y)$ ,

$$f_{\mathbf{X}, Z, Y}(\mathbf{x}, z, y, \boldsymbol{\beta}, \sigma, g, f, \eta) = \eta(\mathbf{x}) f_{Z|\mathbf{X}}(\mathbf{x}, z) \sigma^{-1} \phi[\sigma^{-1}\{y - f(\mathbf{x}) - zg(\boldsymbol{\beta}^\top \mathbf{x})\}]. \quad (2)$$

Here  $\eta(\mathbf{x})$  is the marginal probability density or mass function (pdf or pmf) of  $\mathbf{X}$ , and  $\phi(\cdot)$  is the standard normal pdf. We first focus our attention on estimating  $\boldsymbol{\beta}$  alone, thus we view  $g$  together with  $f, \eta$  and  $\sigma$  as nuisance parameters. In this case, (2) is a semiparametric model, thus we derive the estimators for  $\boldsymbol{\beta}$  through deriving its influence functions and constructing estimating equations. It is easy to obtain the score function with respect to  $\boldsymbol{\beta}$  through taking partial derivative of the loglikelihood function with respect to the parameter. In Supplementary Material A.1, we further project the score functions  $\mathbf{S}_\beta(\mathbf{x}, z, y, \boldsymbol{\beta}, g, f, \sigma)$  onto the nuisance tangent space, a space spanned by the nuisance score functions, and obtain the efficient score function  $\mathbf{S}_{\text{eff}}(\mathbf{x}, z, y, \boldsymbol{\beta}, g, f, \sigma) = \sigma^{-2} \epsilon \{z - E(Z | \mathbf{x})\} g'(\boldsymbol{\beta}^\top \mathbf{x}) \{\mathbf{x}_L - \mathbf{u}(\boldsymbol{\beta}^\top \mathbf{x})\}$ , where  $g'(\cdot)$  is the first derivative of  $g(\cdot)$ ,  $\mathbf{x}_L$  is the lower  $(p-1)$ -dimensional sub-vector of  $\mathbf{x}$ ,  $\epsilon \equiv y - f(\mathbf{x}) - zg(\boldsymbol{\beta}^\top \mathbf{x})$  and  $\mathbf{u}(\boldsymbol{\beta}^\top \mathbf{x}) \equiv E\{\text{var}(Z | \mathbf{X}) \mathbf{X}_L | \boldsymbol{\beta}^\top \mathbf{x}\} / E\{\text{var}(Z | \mathbf{X}) | \boldsymbol{\beta}^\top \mathbf{x}\}$ . Inspired by the form of the efficient score function, we propose a general class of consistent estimating equations for  $\boldsymbol{\beta}$  as

$$\sum_{i=1}^n \{y_i - f^*(\mathbf{x}_i) - z_i g^*(\boldsymbol{\beta}^\top \mathbf{x}_i)\} \{z_i - E(Z_i | \mathbf{x}_i)\} h^*(\boldsymbol{\beta}^\top \mathbf{x}_i) \{\mathbf{x}_{Li} - \mathbf{u}^*(\boldsymbol{\beta}^\top \mathbf{x}_i)\} = 0,$$

where  $f^*$  is an arbitrary function of  $\mathbf{x}$  and  $h^*$  is an arbitrary function of  $\boldsymbol{\beta}^\top \mathbf{x}$ . Regarding  $g^*$  and  $\mathbf{u}^*$ , we have the freedom of estimating one of the two functions and replacing the other with an arbitrary function of  $\boldsymbol{\beta}^\top \mathbf{x}$ , or estimating both.

To explore the various flexibilities suggested above, let  $f^*(\mathbf{x})$  be an arbitrary predecided function. For example,  $f^*(\mathbf{x}) = 0$ . We first examine the choice of approximating both  $\mathbf{u}(\cdot)$  and  $g(\cdot)$ . As a by-product of local linear estimation, we also approximate  $g'(\cdot)$ . Let  $\widehat{\mathbf{u}}(\boldsymbol{\beta}^\top \mathbf{x})$

be a nonparametric estimation of  $\mathbf{u}(\boldsymbol{\beta}^\top \mathbf{x})$ . Note that  $\widehat{\mathbf{u}}(\boldsymbol{\beta}^\top \mathbf{x})$  involves only univariate non-parametric regression. Specifically, using kernel method,

$$\widehat{\mathbf{u}}(\boldsymbol{\beta}^\top \mathbf{x}) = \frac{\sum_{i=1}^n K_h\{\boldsymbol{\beta}^\top(\mathbf{x}_i - \mathbf{x})\} \text{var}(Z | \mathbf{x}_i) \mathbf{x}_{Li}}{\sum_{i=1}^n K_h\{\boldsymbol{\beta}^\top(\mathbf{x}_i - \mathbf{x})\} \text{var}(Z | \mathbf{x}_i)}. \quad (3)$$

Let  $\boldsymbol{\alpha} = (\alpha_c, \alpha_1)^\top$  and for  $j = 1, \dots, n$ , let  $\widehat{\boldsymbol{\alpha}}(\boldsymbol{\beta}, j)$  solve the estimating equation w.r.t.  $\alpha_c$  and  $\alpha_1$  for given  $\boldsymbol{\beta}$  and  $\mathbf{x}_j$

$$\sum_{i=1}^n w_{ij} [y_i - f^*(\mathbf{x}_i) - z_i \{\alpha_c + \alpha_1 \boldsymbol{\beta}^\top(\mathbf{x}_i - \mathbf{x}_j)\}] \{z_i - E(Z | \mathbf{x}_i)\} \{1, \boldsymbol{\beta}^\top(\mathbf{x}_i - \mathbf{x}_j)\}^\top = \mathbf{0}. \quad (4)$$

Specifically, let  $v_{0j} = \sum_{i=1}^n w_{ij} z_i \{z_i - E(Z | \mathbf{x}_i)\}$ ,  $v_{1j} = \sum_{i=1}^n w_{ij} z_i \{z_i - E(Z | \mathbf{x}_i)\} \boldsymbol{\beta}^\top(\mathbf{x}_i - \mathbf{x}_j)$ ,  $v_{2j} = \sum_{i=1}^n w_{ij} z_i \{z_i - E(Z | \mathbf{x}_i)\} \{\boldsymbol{\beta}^\top(\mathbf{x}_i - \mathbf{x}_j)\}^2$ , then

$$\widehat{\boldsymbol{\alpha}}(\boldsymbol{\beta}, j) = \begin{bmatrix} (v_{0j} v_{2j} - v_{1j}^2)^{-1} \sum_{i=1}^n w_{ij} \{y_i - f^*(\mathbf{x}_i)\} \{z_i - E(Z | \mathbf{x}_i)\} \{v_{2j} - v_{1j} \boldsymbol{\beta}^\top(\mathbf{x}_i - \mathbf{x}_j)\} \\ (v_{0j} v_{2j} - v_{1j}^2)^{-1} \sum_{i=1}^n w_{ij} \{y_i - f^*(\mathbf{x}_i)\} \{z_i - E(Z | \mathbf{x}_i)\} \{v_{0j} \boldsymbol{\beta}^\top(\mathbf{x}_i - \mathbf{x}_j) - v_{1j}\} \end{bmatrix}.$$

In (4), we can replace  $w_{ij}$  with  $K_h\{\boldsymbol{\beta}^\top(\mathbf{x}_i - \mathbf{x}_j)\}$  and the resulting estimating equation is identical. Note that the above procedure enables us to obtain  $\widehat{\alpha}_c(\boldsymbol{\beta}, j)$  as an approximation of  $g(\boldsymbol{\beta}^\top \mathbf{x}_j)$  and  $\widehat{\alpha}_1(\boldsymbol{\beta}, j)$  as an approximation of  $g'(\boldsymbol{\beta}^\top \mathbf{x}_j)$ . We then plug in the estimated  $\widehat{\mathbf{u}}, \widehat{g}$  and  $\widehat{g}'$  and solve

$$\sum_{i=1}^n \{y_i - f^*(\mathbf{x}_i) - z_i \widehat{\alpha}_c(\boldsymbol{\beta}, i)\} \{z_i - E(Z | \mathbf{x}_i)\} \widehat{\alpha}_1(\boldsymbol{\beta}, i) \{\mathbf{x}_{Li} - \widehat{\mathbf{u}}(\boldsymbol{\beta}^\top \mathbf{x}_i)\} = \mathbf{0} \quad (5)$$

to obtain  $\widehat{\boldsymbol{\beta}}$ . It is easily seen that the procedure we described above is a type of profiling estimator, where we estimate  $g(\cdot), g'(\cdot), \mathbf{u}(\cdot)$  as functions of a given  $\boldsymbol{\beta}$ , and then estimate  $\boldsymbol{\beta}$ . The idea behind the construction of (4) is similar to the consideration of the efficient score function, and we describe the detailed derivation in Supplementary Material A.2. The estimator based on solving (5) is guaranteed to be consistent, and has the potential to be efficient. In fact, it will be efficient if  $f^*(\cdot)$  happens to be the true  $f(\cdot)$  function. Of course, this is not very likely to happen in practice. However, this is still the estimator we propose, because  $f(\cdot)$  is formidable to estimate for large or even moderate  $p$ . Compared to all other estimators that rely on the same  $f^*(\cdot)$ , the estimator proposed here yields the smallest estimation variability and is the most stable, as we will demonstrate in Section 3.

The explicit algorithm of estimating  $\boldsymbol{\beta}$  and  $g$  is described below.

1. Select a candidate function  $f^*(\mathbf{x})$ .
2. Solve the estimating equation (5) to obtain  $\widehat{\boldsymbol{\beta}}$ , where  $\widehat{\alpha}_c(\boldsymbol{\beta}, i)$  and  $\widehat{\alpha}_1(\boldsymbol{\beta}, i)$  are solutions given right below (4) and  $\widehat{\mathbf{u}}(\boldsymbol{\beta}^\top \mathbf{x}_i)$  is given in (3).

3. Solve (4) once more at  $\mathbf{x}_j = \mathbf{x}_0$  while fix  $\boldsymbol{\beta}$  at  $\hat{\boldsymbol{\beta}}$  to obtain  $\hat{g}(\boldsymbol{\beta}^\top \mathbf{x}_0) = \hat{\alpha}_c(\hat{\boldsymbol{\beta}}, 0)$ .

**Remark 1.** *We left out the details on how to select the bandwidths in the algorithm. In Section 3, we will show that a large range of bandwidth will yield the same asymptotic results and no under-smoothing is required. In other words, when the sample size is sufficiently large, the estimator of  $\boldsymbol{\beta}$  is very insensitive to the bandwidth. However, for small or moderate sample size and when the estimation of the functional form  $g$  is of interest, then different bandwidths may yield different results. In this case, a careful bandwidth selection procedure such as leave-one-out cross-validation needs to be implemented.*

### 2.3 Alternative simpler estimators

To estimate  $\boldsymbol{\beta}$ , instead of estimating both  $\mathbf{u}(\cdot)$  and  $g(\cdot)$ , we can estimate only  $\mathbf{u}(\cdot)$ , as we now investigate. The basic idea is to replace  $g$  and  $g'$  using arbitrary functions, say  $g^*$  and  $h^*$  respectively in the efficient score function construction, and solve

$$\sum_{i=1}^n \{y_i - f^*(\mathbf{x}_i) - z_i g^*(\boldsymbol{\beta}^\top \mathbf{x}_i)\} \{z_i - E(Z | \mathbf{x}_i)\} h^*(\boldsymbol{\beta}^\top \mathbf{x}_i) \{\mathbf{x}_{Li} - \hat{\mathbf{u}}(\boldsymbol{\beta}^\top \mathbf{x}_i)\} = \mathbf{0} \quad (6)$$

to obtain an estimator for  $\boldsymbol{\beta}$ . The simplest choice will be to set  $f^* = g^* = 0, h^* = 1$ . Denote the estimator  $\tilde{\boldsymbol{\beta}}$ . To further estimate the function  $g(\cdot)$ , we can use a simple local constant estimator via solving

$$\sum_{i=1}^n K_h \{\tilde{\boldsymbol{\beta}}^\top (\mathbf{x}_i - \mathbf{x}_0)\} \{y_i - f^*(\mathbf{x}_i) - z_i \alpha_c\} \{z_i - E(Z | \mathbf{x}_i)\} = 0.$$

The resulting solution  $\hat{\alpha}_c(\tilde{\boldsymbol{\beta}}, 0)$  is then our estimate of  $g$  at  $\boldsymbol{\beta}^\top \mathbf{x}_0$ , i.e.  $\hat{g}(\boldsymbol{\beta}^\top \mathbf{x}_0) = \hat{\alpha}_c(\tilde{\boldsymbol{\beta}}, 0)$ .

Likewise, we can also opt to estimate  $g(\cdot)$  instead of  $\mathbf{u}(\cdot)$ . We can choose either to estimate  $g'(\cdot)$  or to make a subjective choice for it. When we estimate  $g'(\cdot)$  along with  $g(\cdot)$ , the procedure is the following. Solve (4) to obtain  $\hat{\boldsymbol{\alpha}}(\boldsymbol{\beta}, j)$  for  $j = 1, \dots, n$ . Then solve

$$\sum_{i=1}^n \{y_i - f^*(\mathbf{x}_i) - z_i \hat{\alpha}_c(\boldsymbol{\beta}, i)\} \{z_i - E(Z | \mathbf{x}_i)\} \hat{\alpha}_1(\boldsymbol{\beta}, i) \{\mathbf{x}_{Li} - \mathbf{u}^*(\boldsymbol{\beta}^\top \mathbf{x}_i)\} = \mathbf{0} \quad (7)$$

to obtain  $\hat{\boldsymbol{\beta}}$ . Here  $\mathbf{u}^*$  is an arbitrarily chosen function, for example, the simplest is to set  $\mathbf{u}^* = \mathbf{0}$ .

Because the procedures involved in these two simpler estimators are similar and are both simpler compared with the estimator described in Section 2.2, we omit the details on the computational algorithms.

### 3 Large sample property and inference

**Theorem 1.** *Assume the regularity conditions listed in Supplementary Material A.3 hold. When  $n \rightarrow \infty$ , the estimator described in Section 2.2 satisfies the property that  $\sqrt{n}(\widehat{\boldsymbol{\beta}} - \boldsymbol{\beta}) \rightarrow N(\mathbf{0}, \mathbf{A}^{-1}\mathbf{B}\mathbf{A}^{-1\top})$  in distribution, where*

$$\begin{aligned}\mathbf{A} &= E \left[ \text{var}(Z \mid \mathbf{X}) g'^2(\boldsymbol{\beta}^\top \mathbf{X}) \{\mathbf{X}_L - \mathbf{u}(\boldsymbol{\beta}^\top \mathbf{X})\}^{\otimes 2} \right], \\ \mathbf{B} &= \sigma^2 E \left[ \text{var}(Z \mid \mathbf{X}) g'^2(\boldsymbol{\beta}^\top \mathbf{X}) \{\mathbf{X}_L - \mathbf{u}(\boldsymbol{\beta}^\top \mathbf{X})\}^{\otimes 2} \right. \\ &\quad \left. + E[\{f(\mathbf{X}) - f^*(\mathbf{X})\}^2 \text{var}(Z \mid \mathbf{X}) g'^2(\boldsymbol{\beta}^\top \mathbf{X}) \{\mathbf{X}_L - \mathbf{u}(\boldsymbol{\beta}^\top \mathbf{X})\}^{\otimes 2}] \right].\end{aligned}$$

Here and throughout the text,  $\mathbf{a}^{\otimes 2} \equiv \mathbf{a}\mathbf{a}^\top$  for a generic vector or matrix  $\mathbf{a}$ . When  $f^*(\mathbf{X}) = f(\mathbf{X})$ , the estimator obtains the optimal efficiency bound.

We also have similar large sample properties for the two alternative estimators given in Section 2.3, stated in the following Theorems 2 and 3. The proofs of Theorems 1, 2 and 3 are given in the Supplementary Material.

**Theorem 2.** *Assume the regularity conditions listed in Supplementary Material A.3 hold. When  $n \rightarrow \infty$ , the estimator obtained from solving (6) satisfies the property that  $\sqrt{n}(\widehat{\boldsymbol{\beta}} - \boldsymbol{\beta}) \rightarrow N(\mathbf{0}, \mathbf{A}^{-1}\mathbf{B}\mathbf{A}^{-1\top})$  in distribution, where*

$$\begin{aligned}\mathbf{A} &= E \left[ \text{var}(Z \mid \mathbf{X}) h^*(\boldsymbol{\beta}^\top \mathbf{X}) g'^*(\boldsymbol{\beta}^\top \mathbf{X}) \{\mathbf{X}_L - \mathbf{u}(\boldsymbol{\beta}^\top \mathbf{X})\}^{\otimes 2} \right. \\ &\quad \left. - E \left[ \text{var}(Z \mid \mathbf{X}) \{g(\boldsymbol{\beta}^\top \mathbf{X}) - g^*(\boldsymbol{\beta}^\top \mathbf{X})\} \frac{\partial h^*(\boldsymbol{\beta}^\top \mathbf{X}) \{\mathbf{X}_L - \mathbf{u}(\boldsymbol{\beta}^\top \mathbf{X})\}}{\partial \boldsymbol{\beta}_L^\top} \right] \right], \\ \mathbf{B} &= \sigma^2 E \left[ \text{var}(Z \mid \mathbf{X}) h^{*2}(\boldsymbol{\beta}^\top \mathbf{X}) \{\mathbf{X}_L - \mathbf{u}(\boldsymbol{\beta}^\top \mathbf{X})\}^{\otimes 2} \right] \\ &\quad + E \left[ \{f(\mathbf{X}) - f^*(\mathbf{X})\}^2 \text{var}(Z \mid \mathbf{X}) h^{*2}(\boldsymbol{\beta}^\top \mathbf{X}) \{\mathbf{X}_L - \mathbf{u}(\boldsymbol{\beta}^\top \mathbf{X})\}^{\otimes 2} \right] \\ &\quad + E \left[ Z^2 \{Z - E(Z \mid \mathbf{X})\}^2 \{g(\boldsymbol{\beta}^\top \mathbf{X}) - g^*(\boldsymbol{\beta}^\top \mathbf{X})\}^2 h^{*2}(\boldsymbol{\beta}^\top \mathbf{X}) \{\mathbf{X}_L - \mathbf{u}(\boldsymbol{\beta}^\top \mathbf{X})\}^{\otimes 2} \right] \\ &\quad + E \left( \frac{\{\text{var}(Z \mid \mathbf{X})\}^2 \{\mathbf{X}_L - \mathbf{u}(\boldsymbol{\beta}^\top \mathbf{X})\}^{\otimes 2}}{[E\{\text{var}(Z \mid \mathbf{X}) \mid \boldsymbol{\beta}^\top \mathbf{X}\}]^2} \right) \\ &\quad + 2E \left[ Z \{Z - E(Z \mid \mathbf{X})\}^2 \{f(\mathbf{X}) - f^*(\mathbf{X})\} \{g(\boldsymbol{\beta}^\top \mathbf{X}) - g^*(\boldsymbol{\beta}^\top \mathbf{X})\} h^{*2}(\boldsymbol{\beta}^\top \mathbf{X}) \{\mathbf{X}_L - \mathbf{u}(\boldsymbol{\beta}^\top \mathbf{X})\}^{\otimes 2} \right] \\ &\quad - 2E \left[ \frac{\{\text{var}(Z \mid \mathbf{X})\}^2 \{g(\boldsymbol{\beta}^\top \mathbf{X}) - g^*(\boldsymbol{\beta}^\top \mathbf{X})\} h^*(\boldsymbol{\beta}^\top \mathbf{X}) \{\mathbf{X}_L - \mathbf{u}(\boldsymbol{\beta}^\top \mathbf{X})\}^{\otimes 2}}{E\{\text{var}(Z \mid \mathbf{X}) \mid \boldsymbol{\beta}^\top \mathbf{X}\}} \right].\end{aligned}\tag{8}$$

Here,  $g'^*(\cdot)$  is the first derivative of  $g^*(\cdot)$ .

Interestingly, even when  $f^*(\mathbf{X}) = f(\mathbf{X})$ ,  $g^*(\boldsymbol{\beta}^\top \mathbf{X}) = g(\boldsymbol{\beta}^\top \mathbf{X})$  and  $h^*(\boldsymbol{\beta}^\top \mathbf{X}) = g'(\boldsymbol{\beta}^\top \mathbf{X})$ , the estimator still does not achieve the optimal efficiency bound. This is in stark contrast with the proposed estimator, which is optimal as long as  $f^*(\mathbf{X}) = f(\mathbf{X})$ .



**Theorem 3.** Assume the regularity conditions listed in Supplementary Material A.3 hold. When  $n \rightarrow \infty$ , the estimator obtained from solving (7) satisfies the property that  $\sqrt{n}(\hat{\boldsymbol{\beta}} - \boldsymbol{\beta}) \rightarrow N(\mathbf{0}, \mathbf{A}^{-1}\mathbf{B}\mathbf{A}^{-1\top})$  in distribution, where

$$\begin{aligned}\mathbf{A} &= E \left[ \text{var}(Z \mid \mathbf{X}) g'^2(\boldsymbol{\beta}^\top \mathbf{X}) \{\mathbf{X}_L - \mathbf{u}^*(\boldsymbol{\beta}^\top \mathbf{X})\} \mathbf{X}_L^\top \right], \\ \mathbf{B} &= \sigma^2 E \left[ \text{var}(Z \mid \mathbf{X}) g'^2(\boldsymbol{\beta}^\top \mathbf{X}) \{\mathbf{X}_L - \mathbf{u}(\boldsymbol{\beta}^\top \mathbf{X})\}^{\otimes 2} \right] \\ &\quad + E \left[ \{f(\mathbf{X}) - f^*(\mathbf{X})\}^2 \text{var}(Z \mid \mathbf{X}) g'^2(\boldsymbol{\beta}^\top \mathbf{X}) \{\mathbf{X}_L - \mathbf{u}(\boldsymbol{\beta}^\top \mathbf{X})\}^{\otimes 2} \right].\end{aligned}\quad (9)$$

When  $f^*(\mathbf{X}) = f(\mathbf{X})$  and  $\mathbf{u}^*(\boldsymbol{\beta}^\top \mathbf{X}) = \mathbf{u}(\boldsymbol{\beta}^\top \mathbf{X})$ , the estimator is efficient.

## 4 Estimation and Inference when $Z$ is continuous

When  $Z$  is continuous, typically representing the dosage, the treatment effect of the form  $Zg(\boldsymbol{\beta}^\top \mathbf{X})$  may not be adequate. The only conclusion that can be drawn from such a model is that if  $g(\boldsymbol{\beta}^\top \mathbf{X})$  is positive, the largest dosage  $Z$  should be selected and when it is negative, the smallest dosage should be taken. More useful models in this case include a quadratic treatment effect  $Zg_1(\boldsymbol{\beta}^\top \mathbf{X}) + Z^2g_2(\boldsymbol{\beta}^\top \mathbf{X})$ , a cubic model  $Zg_1(\boldsymbol{\beta}^\top \mathbf{X}) + Z^2g_2(\boldsymbol{\beta}^\top \mathbf{X}) + Z^3g_3(\boldsymbol{\beta}^\top \mathbf{X})$ , or some other nonlinear model of  $Z$ . For example, if the quadratic model is used, a new patient with covariate  $X_0$  and  $g_2(\boldsymbol{\beta}^\top \mathbf{X}_0) < 0$  would have the best treatment result if  $Z_0 = -g_1(\boldsymbol{\beta}^\top \mathbf{X}_0) / \{2g_2(\boldsymbol{\beta}^\top \mathbf{X}_0)\}$ . We thus consider a general polynomial model of the form

$$Y = f(X) + \sum_{k=1}^K Z^k g_k(\boldsymbol{\beta}^\top \mathbf{X}) + \epsilon, \quad (10)$$

while keep all other aspects of the model assumption identical to that of (1). Similar to (2), the pdf in this case is

$$f_{\mathbf{X}, Z, Y}(\mathbf{x}, z, y, \boldsymbol{\beta}, \sigma, g, f, \eta) = \eta(\mathbf{x}) f_{Z|\mathbf{X}}(\mathbf{x}, z) \sigma^{-1} \phi[\sigma^{-1}\{y - f(\mathbf{x}) - \sum_{k=1}^K z^k g_k(\boldsymbol{\beta}^\top \mathbf{x})\}], \quad (11)$$

and it has efficient score  $\mathbf{S}_{\text{eff}}(\mathbf{x}, z, y, \boldsymbol{\beta}, g, f, \sigma) = \sigma^{-2} \epsilon \left\{ \mathbf{u} - \sum_{r=1}^K W_r E(W_r \mathbf{U} \mid \boldsymbol{\beta}^\top \mathbf{x}) \right\}$ , where  $\mathbf{U} = \sum_{k=1}^K g_{k1}(\boldsymbol{\beta}^\top \mathbf{x}) \{Z^k - E(Z^k \mid \mathbf{X})\} \mathbf{x}_L$ . Here  $g_{k1}(\cdot)$  is the first derivative of  $g_k(\cdot)$  for  $k = 1, \dots, K$ ,  $\epsilon \equiv y - f(\mathbf{x}) - \sum_{k=1}^K z^k g_k(\boldsymbol{\beta}^\top \mathbf{x})$ . Further,  $W_1, \dots, W_K$  are linear transformations of  $Z - E(Z \mid \mathbf{X}), \dots, Z^K - E(Z^K \mid \mathbf{X})$ , i.e.  $\mathbf{A}(\boldsymbol{\beta}^\top \mathbf{X})(W_1, \dots, W_K)^\top = \{Z - E(Z \mid \mathbf{X}), \dots, Z^K - E(Z^K \mid \mathbf{X})\}^\top$ , such that  $E(W_j W_k \mid \boldsymbol{\beta}^\top \mathbf{X}) = I(j = k)$ , i.e. they form a set of orthonormal bases. Supplementary Material A.7 provides the detailed construction of  $W_k$ 's and the derivation of the efficient score function. Naturally, based on the form of the

efficient score function and our experience in the binary  $Z$  case, we propose a general class of consistent estimating equations for  $\beta$  as

$$\sum_{i=1}^n \{y_i - f^*(\mathbf{x}_i) - \sum_{k=1}^K z_i^k \hat{g}_k(\beta^T \mathbf{x}_i)\} \{\hat{\mathbf{u}}_i - \sum_{r=1}^K w_{ri} \hat{E}(W_r \hat{\mathbf{U}} | \beta^T \mathbf{x}_i)\} = \mathbf{0}, \quad (12)$$

where  $\hat{\mathbf{U}} = \sum_{k=1}^K \hat{g}_{k1}(\beta^T \mathbf{x}) \{Z^k - E(Z^k | \mathbf{X})\} \mathbf{x}_L$ ,  $f^*$  is an arbitrary function of  $\mathbf{x}$ . Here at any  $\mathbf{x}_0 = \mathbf{x}_1, \dots, \mathbf{x}_n$  and any  $\beta$ ,  $\hat{g}_k(\beta^T \mathbf{x}_0, \beta)$ ,  $\hat{g}_{k1}(\beta^T \mathbf{x}_0, \beta)$  are nonparametric profiling estimators obtained from

$$\sum_{i=1}^n w_{i0} [y_i - f^*(\mathbf{x}_i) - \sum_{k=1}^K z_i^k \{\alpha_{kc} + \alpha_{k1} \beta^T (\mathbf{x}_i - \mathbf{x}_0)\}] \mathbf{v}_i = \mathbf{0}, \quad (13)$$

where  $\mathbf{V} = [\{Z - E(Z | \mathbf{X})\} (1, \beta^T \mathbf{X} - \beta^T \mathbf{x}_0), \dots, \{Z^K - E(Z^K | \mathbf{X})\} (1, \beta^T \mathbf{X} - \beta^T \mathbf{x}_0)]^T$ .

Similar to the binary  $Z$  case, we also have the standard root- $n$  consistency and local efficiency of  $\hat{\beta}$  for continuous  $Z$ . We state the results in Theorem 4 while skipping the proof because it is almost identical to that of Theorem 1.

**Theorem 4.** *Assume the regularity conditions listed in Supplementary Material A.3 hold. When  $n \rightarrow \infty$ , the estimator described in (12) and (13) satisfies the property that  $\sqrt{n}(\hat{\beta} - \beta) \rightarrow N(\mathbf{0}, \mathbf{A}^{-1} \mathbf{B} \mathbf{A}^{-1})$  in distribution, where*

$$\mathbf{A} = \sigma^2 E \left[ \left\{ \mathbf{U} - \sum_{r=1}^K W_r E(W_r \mathbf{U} | \beta^T \mathbf{X}) \right\}^{\otimes 2} \right]$$

$$\mathbf{B} = E \left( \left[ \sigma^2 + \{f(\mathbf{X}) - f^*(\mathbf{X})\}^2 \right] \left\{ \mathbf{U} - \sum_{r=1}^K W_r E(W_r \mathbf{U} | \beta^T \mathbf{X}) \right\}^{\otimes 2} \right).$$

Additionally, when  $f^*(\mathbf{X}) = f(\mathbf{X})$ , the estimator obtains the optimal efficiency bound.

## 5 Estimation and Inference when $Z$ is categorical

To make the analysis complete, we now consider the case where  $Z$  is categorical. This arises naturally in practice when several different treatment arms are compared. Assume we consider  $K$  treatment arms in addition to the control arm. Thus, we have  $K$  binary variables,  $Z_1, \dots, Z_K$ , each takes value 0 or 1. Note that at most one of the  $Z_k, k = 1, \dots, K$  values can be 1 in each observation. A sensible model in this scenario is

$$Y = f(X) + \sum_{k=1}^K Z_k g_k(\beta^T \mathbf{X}) + \epsilon, \quad (14)$$

and the pdf is

$$f_{\mathbf{X}, \mathbf{Z}, Y}(\mathbf{x}, \mathbf{z}, y, \boldsymbol{\beta}, \sigma, g, f, \eta) = \eta(\mathbf{x}) f_{\mathbf{Z}|\mathbf{X}}(\mathbf{x}, \mathbf{z}) \sigma^{-1} \phi[\sigma^{-1}\{y - f(\mathbf{x}) - \sum_{k=1}^K z_k g_k(\boldsymbol{\beta}^\top \mathbf{x})\}], \quad (15)$$

where  $\mathbf{Z} = (Z_1, \dots, Z_K)^\top$ . The corresponding efficient score is  $\mathbf{S}_{\text{eff}}(\mathbf{x}, \mathbf{z}, y, \boldsymbol{\beta}, g, f, \sigma) = \sigma^{-2} \epsilon \left\{ \mathbf{u} - \sum_{r=1}^K W_r E(W_r \mathbf{U} | \boldsymbol{\beta}^\top \mathbf{x}) \right\}$ , where  $\mathbf{U} = \sum_{k=1}^K g_{k1}(\boldsymbol{\beta}^\top \mathbf{x}) \{Z_k - E(Z_k | \mathbf{X})\} \mathbf{x}_L$ . Here  $g_{k1}(\cdot)$  is the first derivative of  $g_k(\cdot)$  for  $k = 1, \dots, K$ ,  $\epsilon \equiv y - f(\mathbf{x}) - \sum_{k=1}^K z_k g_k(\boldsymbol{\beta}^\top \mathbf{x})$ . Further,  $W_1, \dots, W_K$  are linear transformations of  $Z_1 - E(Z_1 | \mathbf{X}), \dots, Z_K - E(Z_K | \mathbf{X})$ , i.e.  $\mathbf{A}(\boldsymbol{\beta}^\top \mathbf{X})(W_1, \dots, W_K)^\top = \{Z - E(Z | \mathbf{X}), \dots, Z_K - E(Z_K | \mathbf{X})\}^\top$ , such that  $E(W_j W_k | \boldsymbol{\beta}^\top \mathbf{X}) = I(j = k)$ , i.e. they form a set of orthonormal bases. We can see that the efficient score has much resemblance with the case for the continuous  $Z$  case, except that we are now treating a multivariate  $\mathbf{Z}$ . We show the derivation of the efficient score in Supplementary Material A.8, where the detailed construction of  $W_k$ 's are also given. Similar to the continuous univariate  $Z$  case, we propose a general class of consistent estimating equations for  $\boldsymbol{\beta}$  as

$$\sum_{i=1}^n \{y_i - f^*(\mathbf{x}_i) - \sum_{k=1}^K z_{ki} \hat{g}_k(\boldsymbol{\beta}^\top \mathbf{x}_i)\} \{\hat{\mathbf{u}}_i - \sum_{r=1}^K w_{ri} \hat{E}(W_r \hat{\mathbf{U}} | \boldsymbol{\beta}^\top \mathbf{x}_i)\} = \mathbf{0}, \quad (16)$$

where  $\hat{\mathbf{U}} = \sum_{k=1}^K \hat{g}_{k1}(\boldsymbol{\beta}^\top \mathbf{x}) \{Z_k - E(Z_k | \mathbf{X})\} \mathbf{x}_L$ ,  $f^*$  is an arbitrary function of  $\mathbf{x}$ . Here at any  $\mathbf{x}_0 = \mathbf{x}_1, \dots, \mathbf{x}_n$  and any  $\boldsymbol{\beta}$ ,  $\hat{g}_k(\boldsymbol{\beta}^\top \mathbf{x}_0, \boldsymbol{\beta})$ ,  $\hat{g}_{k1}(\boldsymbol{\beta}^\top \mathbf{x}_0, \boldsymbol{\beta})$  are nonparametric profiling estimators obtained from

$$\sum_{i=1}^n w_{i0} [y_i - f^*(\mathbf{x}_i) - \sum_{k=1}^K z_{ki} \{\alpha_{kc} + \alpha_{k1} \boldsymbol{\beta}^\top (\mathbf{x}_i - \mathbf{x}_0)\}] \mathbf{v}_i = \mathbf{0}, \quad (17)$$

where  $\mathbf{V} = [\{Z_1 - E(Z_1 | \mathbf{X})\} (1, \boldsymbol{\beta}^\top \mathbf{X} - \boldsymbol{\beta}^\top \mathbf{x}_0), \dots, \{Z_K - E(Z_K | \mathbf{X})\} (1, \boldsymbol{\beta}^\top \mathbf{X} - \boldsymbol{\beta}^\top \mathbf{x}_0)]^\top$ . Similarly, we summarize the asymptotic properties of  $\hat{\boldsymbol{\beta}}$  in Theorem 5 and skip the proof because of its similarity to that of Theorem 1.

**Theorem 5.** *Assume the regularity conditions listed in Supplementary Material A.3 hold. When  $n \rightarrow \infty$ , the estimator described in (16) and (17) satisfies the property that  $\sqrt{n}(\hat{\boldsymbol{\beta}} - \boldsymbol{\beta}) \rightarrow N(\mathbf{0}, \mathbf{A}^{-1} \mathbf{B} \mathbf{A}^{-1\top})$  in distribution, where*

$$\begin{aligned} \mathbf{A} &= \sigma^2 E \left[ \left\{ \mathbf{U} - \sum_{r=1}^K W_r E(W_r \mathbf{U} | \boldsymbol{\beta}^\top \mathbf{X}) \right\}^{\otimes 2} \right] \\ \mathbf{B} &= E \left( \left[ \sigma^2 + \{f(\mathbf{X}) - f^*(\mathbf{X})\}^2 \right] \left\{ \mathbf{U} - \sum_{r=1}^K W_r E(W_r \mathbf{U} | \boldsymbol{\beta}^\top \mathbf{X}) \right\}^{\otimes 2} \right). \end{aligned}$$

Additionally, when  $f^*(\mathbf{X}) = f(\mathbf{X})$ , the estimator obtains the optimal efficiency bound.

## 6 Simulation studies

We conduct six sets of simulation experiments, covering all the scenarios discussed so far, to investigate the finite sample performance of the methods proposed in Section 2. The results under various scenarios reflect the superior performance of Method I and show reasonably accurate inference results as well. We also compute the percentage of making correct decisions based on  $g(\cdot)$  functions. In most of the scenarios, we are able to make correct decisions more than 90% of the times. In each experiment, we simulate 500 data sets.

### 6.1 Simulation 1

In the first experiment, we consider a relatively simple setting. Specifically, we let the covariate  $\mathbf{X}_i = (X_{i1}, X_{i2})^T$ , where  $X_{i1}$  and  $X_{i2}$  are independently generated from a uniform distribution on  $(0, 1)$ . We set  $f(\mathbf{X}_i) = 0.05(X_{i1} + X_{i2})$  and  $g(\boldsymbol{\beta}^T \mathbf{X}_i) = \exp(1.5\boldsymbol{\beta}^T \mathbf{X}_i) - 1$ , where  $\boldsymbol{\beta} = (1, -1)^T$ . Note that the function  $g$  is monotone. We generated the model error  $\epsilon_i$  from a centered normal distribution with standard error 0.3, and generated the treatment indicator  $Z_i$  from a Bernoulli distribution with probability 0.5.

We implemented four methods for estimating the unknown parameter  $\boldsymbol{\beta}$  for comparison. Method I is the one given in (5). Method II is the alternative method proposed in (6), where we let  $f^* = g^* = 0, h^* = 1$ . Method III corresponds to (7) and Method IV refers to the method proposed in Section 2.1. To ensure identifiability, we fix the first component of  $\boldsymbol{\beta}$  to be 1.

From the results reported in Table 1, we can observe that while all the estimation methods have very small biases and standard errors, Method I performed significantly better than all other methods in terms of both estimation bias and the standard errors. This is within our expectation because Method I is a locally efficient estimator. In addition, in our experience, the computation time for all four methods are also comparable. Thus we recommend using Method I due to its superior performance. Consequently, we focus on Method I to proceed with the inference of  $\boldsymbol{\beta}$  and the estimation and inference of  $g(\cdot)$ .

Although Theorem 1 provides an explicit form of the asymptotic variance, the resulting form contains  $f(\mathbf{X})$ , whose estimation is subject to the curse of dimensionality and we have successfully avoided so far. Thus, to proceed with inference on  $\boldsymbol{\beta}$ , we evaluate the coverage probabilities of the 95% confidence regions for  $\boldsymbol{\beta}$  resorting to the bootstrap method. The coverage probabilities for  $\beta_2$  are reported in the upper part of Table 2 under Method I. All results are reasonably close to the nominal level. To evaluate the accuracy of the subsequent treatment assignment rule based on  $\text{sign}\{\hat{g}(\hat{\boldsymbol{\beta}}^T \mathbf{X}_i)\}$ , we calculate the percentage of making correct decisions, defined as  $\text{PCD} = 1 - n^{-1} \sum_{i=1}^n |I\{\hat{g}(\hat{\boldsymbol{\beta}}^T \mathbf{X}_i) > 0\} - I\{g(\boldsymbol{\beta}^T \mathbf{X}_i) > 0\}|$ . We

also evaluated the value functions via

$$\text{VF} = \frac{1}{n} \sum_{i=1}^n \frac{Y_i I[Z_i = I\{\hat{g}(\hat{\boldsymbol{\beta}}^T \mathbf{X}_i) > 0\}]}{\text{pr}[Z_i = I\{\hat{g}(\hat{\boldsymbol{\beta}}^T \mathbf{X}_i) > 0\} | \mathbf{X}_i]}.$$

In this particular simulation, due to covariate-independent randomization,  $\text{VF} = (2/n) \sum_{i=1}^n Y_i I[I\{\hat{g}(\hat{\boldsymbol{\beta}}^T \mathbf{X}_i) > 0\}]$ . The values of PCD and VF and their standard errors are reported in the upper part of Table 2 under Method I.

For comparison, we consider the semiparametric single index model (SIM) approach by Song et al. (2017) to estimate the optimal individualized treatment strategy. Results are provided in Table 2. We can clearly see that our proposed Method I performs much better in that it yields smaller bias in estimating parameter  $\beta_2$ , PCD and value function, compared to the SIM approach. The coverage probability of estimating  $\beta_2$  using SIM approach does not achieve the nominal level of 95%. The estimation variability of our Method I is also less than SIM method.

Table 1: Bias and standard deviations (SD) for the estimation of  $\beta_2$  in Simulation 1.

Methods	I		II	
$n$	Bias	SD	Bias	SD
600	-0.0005	0.0737	-0.0363	0.1586
800	-0.0004	0.0642	-0.0259	0.1195
1000	-0.0003	0.0543	-0.0229	0.0736
Methods	III		IV	
600	-0.1028	0.1611	0.0506	0.1518
800	-0.0850	0.1357	0.0571	0.1153
1000	-0.0667	0.1049	0.0526	0.1004

## 6.2 Simulation 2

In the second experiment, the covariate  $\mathbf{X}_i = (X_{i1}, X_{i2}, X_{i3})^T$ , where  $X_{i1}, X_{i2}, X_{i3}$  are also independently generated from a uniform(0,1) distribution. We let  $f(\mathbf{X}_i) = 0.05(X_{i1} + X_{i2} + X_{i3})$ ,  $g(\boldsymbol{\beta}^T \mathbf{X}_i) = \sin(\pi \boldsymbol{\beta}^T \mathbf{X}_i)$  with  $\boldsymbol{\beta}^T = (1, -1, 2)$ . Thus, the  $g$  function here is both nonlinear and non-monotone. The regression errors  $\epsilon_i$  and the treatment indicator  $Z_i$  are generated identically as in Simulation 1.

Similar to Simulation 1, we implemented the four methods to compare the estimation of unknown parameter  $\boldsymbol{\beta}$ , while fixing the first component of  $\boldsymbol{\beta}$  at 1. The estimation bias and standard errors are reported in Table 3. From the results, we can again conclude that Method I performed significantly better than all other methods, even though all methods have acceptable bias and standard errors. We computed the coverage probabilities of the

Table 2: Estimation and inference results for  $\beta_2$  in Simulation 1 using Method I and SIM approach (Song et al. 2017). We report mean of estimated single index coefficient biases, standard errors (SE) of estimated single index coefficients, estimation results for PCD and Value function over 500 replications with their empirical standard deviations (SD). True value function is 0.4314.

$n$	Bias( $\beta_2$ )	SD( $\beta_2$ )	SE( $\beta_2$ )	CP( $\beta_2$ )	PCD	SD(PCD)	$\widehat{\text{VF}}$	SD( $\widehat{\text{VF}}$ )
Method I								
600	-0.0005	0.0738	0.1180	0.978	0.9011	0.0191	0.4257	0.0435
800	-0.0004	0.0643	0.0953	0.950	0.9013	0.0153	0.4261	0.0371
1000	-0.0003	0.0544	0.0614	0.946	0.9052	0.0150	0.4251	0.0372
SIM Method								
600	-0.0152	0.1555	0.0527	0.558	0.9489	0.0404	0.2837	0.0295
800	0.0052	0.1150	0.0441	0.528	0.9571	0.0312	0.2855	0.0245
1000	-0.0078	0.1119	0.0400	0.584	0.9618	0.0311	0.2842	0.0206

95% bootstrapped confidence regions for  $\beta$  for Method I based on the depth function (Liu et al. 1999) to accommodate the two dimensional parameter. The results are reported in Table 4. All results are reasonably close to the nominal level. We also reported the mean and standard deviations of VF and PCD in the lower part of Table 4 under Method I. To further check the performance, we plot the median, 95% confidence bands for the estimation of  $g(\cdot)$  in Figure 1 and the performance is satisfactory. We also reported the results obtained by the SIM approach (Song et al. 2017) in Table 4. As expected, our proposed Method I performs better compared to SIM method, even when the treatment effect function is not monotone. Our proposed Method I has smaller bias and less estimation variability.

### 6.3 Simulation 3

In the third simulation, the covariate  $\mathbf{X}_i = (X_{i1}, X_{i2})^T$  is generated from bivariate normal distribution with zero mean and identity covariance matrix. Here,  $g(\beta^T \mathbf{X}_i) = 2\beta^T \mathbf{X}_i$  with  $\beta = (1, -1)^T$ . The regression errors  $\epsilon_i$ , the baseline model  $f(\mathbf{X}_i)$  and the treatment indicator  $Z_i$  are generated similarly as in Simulation 1.

We summarized the estimation bias and standard errors of unknown parameter  $\beta$  in Table 5, obtained from four methods. As usual, Method I performed significantly better compared to other methods. In the upper part of Table 6, we reported the coverage probability of the 95% bootstrap confidence intervals of  $\beta$ , mean and standard deviations for VF and PCD for Method I. We also computed the 95% confidence band and median for  $g(\cdot)$  in Figure 2. For comparison, we summarized the results via SIM (Song et al. 2017) in the lower part of Table 6. We observe that our proposed Method I yields smaller bias and

Table 3: Bias and standard deviation (SD) for the estimation of  $(\beta_2, \beta_3)$  in Simulation 2.

Methods	I			
$n$	Bias	SD	Bias	SD
600	-0.0048	0.0604	0.0059	0.0979
800	-0.004	0.0603	0.0169	0.0816
1000	-0.0017	0.0475	0.0028	0.0754
Methods	II			
600	-0.0276	0.1831	0.0796	0.2685
800	-0.0205	0.1547	0.0334	0.2065
1000	-0.0351	0.1414	0.0547	0.2053
Methods	III			
600	-0.0413	0.0835	0.0886	0.1438
800	-0.0413	0.0642	0.0790	0.0985
1000	-0.0276	0.0551	0.0687	0.0919
Methods	IV			
600	-0.0512	0.0906	0.0930	0.1442
800	-0.0432	0.0788	0.0708	0.1215
1000	-0.0287	0.0658	0.0551	0.1071

Table 4: Estimation and inference results for  $\beta_2$  in Simulation 2 using SIM approach (Song et al. 2017). Other caption is same as Table 2. True value function is 0.3937.

$n$	Bias( $\beta_2$ )	SD( $\beta_2$ )	SE( $\beta_2$ )	Bias( $\beta_3$ )	SD( $\beta_3$ )	SE( $\beta_3$ )
Method I						
600	-0.0048	0.0604	0.0971	0.0059	0.0979	0.1456
800	-0.0040	0.0603	0.0711	0.0169	0.0816	0.1120
1000	-0.0017	0.0475	0.0567	0.0028	0.0754	0.0961
SIM Method						
600	-0.0016	0.2754	0.1565	0.0674	0.5060	0.4961
800	-0.0134	0.2344	0.1281	0.0523	0.3844	0.4296
1000	-0.0099	0.2076	0.1123	0.0446	0.3490	0.3836
$n$	CP( $\beta_2$ )	CP( $\beta_3$ )	PCD	SD(PCD)	$\widehat{VF}$	SD( $\widehat{VF}$ )
Method I						
600	0.972	0.976	0.975	0.010	0.3964	0.0328
800	0.974	0.982	0.978	0.009	0.3961	0.0281
1000	0.984	0.982	0.980	0.007	0.3942	0.0243
SIM Method						
600	0.778	0.934	0.9554	0.0223	0.7215	0.0270
800	0.75	0.932	0.9601	0.0203	0.7188	0.0242
1000	0.716	0.95	0.9608	0.0192	0.7201	0.0213

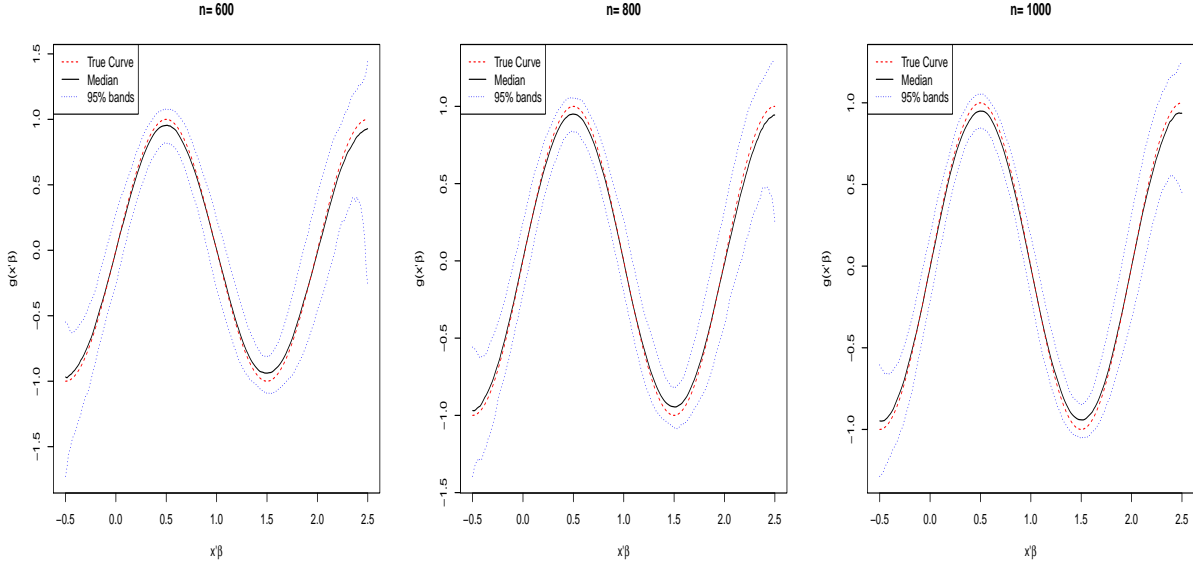


Figure 1: Estimation of  $g(\cdot)$ ,  $g(\mathbf{x}'\boldsymbol{\beta}) = \sin(\pi\mathbf{x}'\boldsymbol{\beta})$  in Simulation 2.

estimation variability.

Table 5: Bias and standard deviation (SD) for the estimation of  $\beta_2$  in Simulation 3.

Methods	I		II	
$n$	Bias	SD	Bias	SD
600	-0.0015	0.0177	-0.0056	0.1046
800	-0.0013	0.0153	-0.0056	0.0921
1000	-0.0004	0.0143	-0.0036	0.0824
Methods	III		IV	
$n$	Bias	SD	Bias	SD
600	0.0028	0.1340	0.0214	0.1415
800	-0.0058	0.1147	0.0205	0.1317
1000	0.0022	0.1038	0.0145	0.1136

## 6.4 Simulation 4

In the fourth simulation, the covariate  $\mathbf{X}_i = (X_{i1}, X_{i2})^T$  is generated the same as in Simulation 3. We set  $g(\boldsymbol{\beta}^T \mathbf{X}_i) = 2\boldsymbol{\beta}^T \mathbf{X}_i + \sin(2\boldsymbol{\beta}^T \mathbf{X}_i)$  with  $\boldsymbol{\beta} = (1, -1)^T$ . The regression errors  $\epsilon_i$  and the baseline response model  $f(\mathbf{X}_i)$  are generated identically as in Simulation 1. We allow the distribution of treatment indicator  $Z_i$  to depend on the covariates. Specifically,  $Z_i$  is generated from a Bernoulli distribution with probability of success  $\exp(\boldsymbol{\gamma}^T \mathbf{X}_i) / \{1 + \exp(\boldsymbol{\gamma}^T \mathbf{X}_i)\}$ , where  $\boldsymbol{\gamma} = (0.3, -0.2)^T$ . Note that here we considered covariate adjusted randomization.

From the results in Table 7, we can observe that all estimation methods have acceptable



Table 6: Estimation and inference results for  $\beta_2$  in Simulation 3 using Method I and SIM approach. Other caption is same as Table 2. True value function is 1.1306.

n	Bias( $\beta_2$ )	SD( $\beta_2$ )	SE( $\beta_2$ )	CP( $\beta_2$ )	PCD	SD(PCD)	$\widehat{VF}$	SD( $\widehat{VF}$ )
Proposed Method I								
600	-0.0015	0.0177	0.0194	0.972	0.9953	0.0040	1.1264	0.1071
800	-0.0013	0.0153	0.0168	0.96	0.9958	0.0033	1.1279	0.0929
1000	0.0004	0.0143	0.0147	0.956	0.9960	0.0030	1.1256	0.0827
SIM Method								
600	-0.0046	0.0940	0.0867	0.93	0.9881	0.0108	0.7978	0.0665
800	-0.0025	0.0779	0.0745	0.948	0.9899	0.0083	0.7987	0.0593
1000	-0.0015	0.0696	0.0675	0.95	0.9908	0.0078	0.7968	0.0550

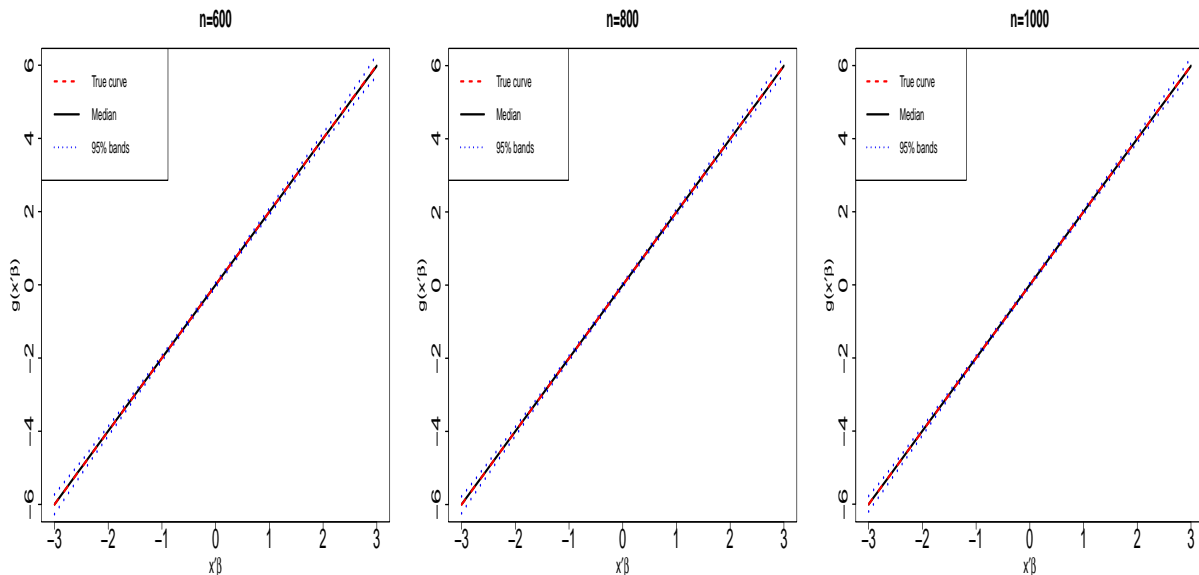


Figure 2: Estimation of  $g(\cdot)$ , when  $g(\mathbf{x}'\beta) = \mathbf{x}'\beta$  in Simulation 3.

biases and standard errors even in covariate adjusted randomization setup. Method I performed significantly better compared to other methods, as expected. In the upper part of Table 8, we summarized the coverage probability of the 95% bootstrap confidence intervals of  $\beta$ , mean and standard deviations for estimating VF and PCD for Method I. We also plotted the 95% confidence band and median for  $g(\cdot)$  in Figure 3. From the results provided in Table 8, We can clearly see that our proposed Method I performs better in estimating parameter,  $\beta_2$ , PCD and value function, compared to the SIM approach. The estimation variability of our Method I is also less than SIM.

Table 7: Bias and standard deviation (SD) for the estimation of  $\beta_2$  in Simulation 4.

Methods	I		II	
	Bias	SD	Bias	SD
600	-0.0012	0.0294	-0.0044	0.1365
800	-0.0007	0.0257	-0.0032	0.1217
1000	0.00004	0.0228	0.0044	0.1053
Methods	III		IV	
	Bias	SD	Bias	SD
600	0.0038	0.0981	0.0153	0.1069
800	0.0035	0.0843	0.0093	0.0916
1000	-0.0022	0.0740	0.0037	0.0846

Table 8: Estimation and inference results for  $\beta_2$  in Simulation 4 using Method I and SIM approach. Other caption is same as Table 2. True value function is 0.9027.

$n$	Bias( $\beta_2$ )	SD( $\beta_2$ )	SE( $\beta_2$ )	CP( $\beta_2$ )	PCD	SD(PCD)	$\widehat{VF}$	SD( $\widehat{VF}$ )
Method I								
600	-0.0012	0.0294	0.0296	0.946	0.9900	0.0064	0.8977	0.0775
800	-0.0007	0.0257	0.0256	0.956	0.9913	0.0054	0.8990	0.0709
1000	0.00004	0.0228	0.0224	0.96	0.9920	0.0044	0.8967	0.0664
SIM Method								
600	0.0358	0.0997	0.0823	0.834	0.9857	0.0114	0.8555	0.0766
800	0.0352	0.0896	0.0715	0.804	0.9867	0.0095	0.8571	0.0693
1000	0.0364	0.0755	0.0644	0.82	0.9888	0.0085	0.8544	0.0653

## 6.5 Simulation 5

In this simulation setting, we consider the categorical treatment indicator. Our covariate  $\mathbf{X}_i = (X_{i1}, X_{i2}, X_{i3})^T$  is generated from multivariate standard normal distribution. We consider three levels for treatment indicator  $Z_i$ , 0, 1 and 2 with probability 0.4, 0.4 and 0.2, respectively. Here, relative to the base line at  $Z = 0$ ,  $g_1(\boldsymbol{\beta}^T \mathbf{X}_i) = 0.5(\boldsymbol{\beta}^T \mathbf{X}_i)^2 - 1$  is the treatment effect, when  $Z_i = 1$  and  $g_2(\boldsymbol{\beta}^T \mathbf{X}_i) = (\boldsymbol{\beta}^T \mathbf{X}_i) \sin(\boldsymbol{\beta}^T \mathbf{X}_i) - 1$  is the treatment effect for  $Z_i = 2$  with  $\boldsymbol{\beta} = (1, -1, 1)^T$ . Here,  $f(\mathbf{X}_i) = 0.5(X_{i1} + X_{i2} + X_{i3})$  and the regression error  $\epsilon_i$  is generated identically as in Simulation 2.

As we have repeatedly observed in previous simulations that Method I is superior to other three methods, we only consider Method I to estimate the unknown parameter  $\boldsymbol{\beta}$  and to proceed with the inference of  $\boldsymbol{\beta}$  and the estimation and inference of  $g_1(\cdot)$  and  $g_2(\cdot)$ . The results are summarized in the first parts of Tables 9 and 10. In the second parts of the aforementioned tables, we provided the results obtained from SIM. From Table 9, we can see that using our proposed Method I, estimation bias is acceptable and the coverage

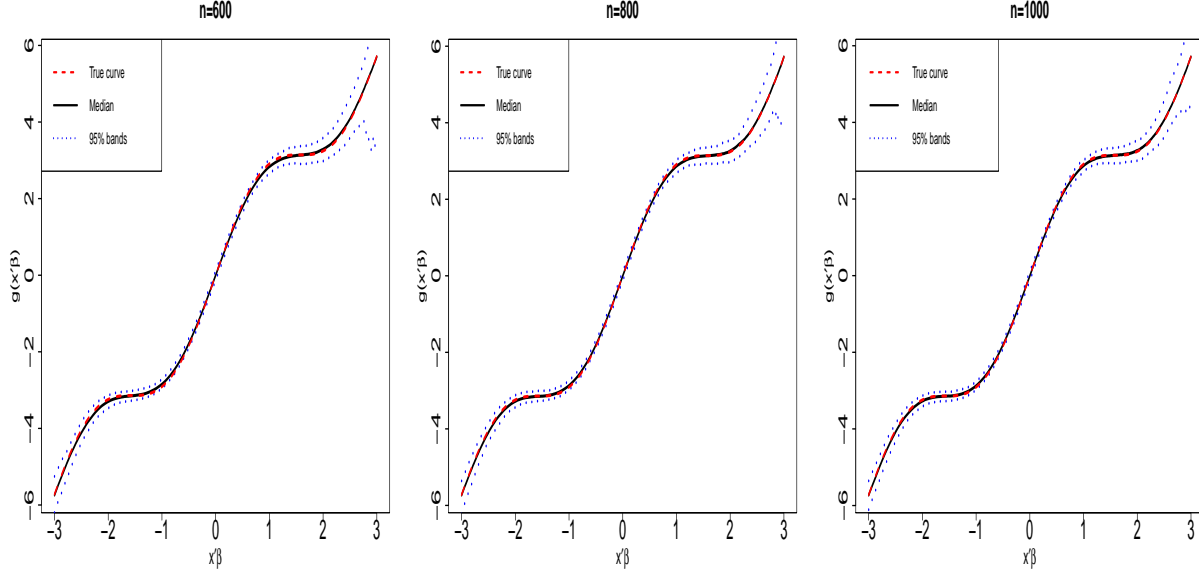


Figure 3: Estimation of  $g(\cdot)$ , when  $g(\mathbf{x}'\beta) = 2(\mathbf{x}'\beta) + \sin\{2(\mathbf{x}'\beta)\}$  in Simulation 4.

probability obtained from bootstrap confidence interval is close to the nominal level of 0.95. On the other hand, as expected, due to the non-monotone treatment effect models  $g_1(\cdot)$  and  $g_2(\cdot)$ , SIM yields large bias. Also, SIM performs poorly in terms of inference of  $\beta$ . From Table 10, we can clearly observe that our proposed Method I yields higher PCD values and also small bias in estimating value function, compared to SIM. In Figure 4, we computed 95% confidence band and median for  $g_1(\cdot)$  and  $g_2(\cdot)$ .

Table 9: Bias, standard deviation (SD) and coverage probabilities (CP) for the estimation of  $\beta_2$  and  $\beta_3$  in Simulation 5 using proposed method and SIM method.

$n$	$\beta_2$				$\beta_3$			
	Bias	SD	SE	CP	Bias	SD	SE	CP
Proposed Method								
600	0.0001	0.0859	0.1068	0.964	-0.0085	0.0983	0.1140	0.954
800	-0.0039	0.0764	0.0919	0.956	-0.0087	0.0796	0.0981	0.962
1000	-0.0032	0.0663	0.0885	0.964	-0.0057	0.0707	0.0911	0.958
SIM Method								
600	0.6166	2.3757	0.4028	0.200	-0.5619	1.5774	0.3716	0.400
800	1.9593	1.3710	0.2192	0.100	1.5210	4.1547	0.2212	0.400
1000	2.2497	1.6344	10.8646	1.000	-0.1332	1.0503	10.8043	1.000

Table 10: The percentage of correct decisions (PCDs) with standard errors, and the estimated value function (VF) with empirical standard deviations in Simulation 5, using proposed method and SIM method. Here, PCD1 and PCD2 are related to  $g_1(\cdot)$  and  $g_2(\cdot)$ , respectively. True value function is 0.8056.

$n$	PCD1	SD(PCD1)	PCD2	SD(PCD2)	$\widehat{\text{VF}}$	SD( $\widehat{\text{VF}}$ )
Proposed Method						
600	0.9455	0.0295	0.8821	0.0558	0.7884	0.1521
800	0.9480	0.0249	0.9011	0.0450	0.7961	0.1356
1000	0.9501	0.0224	0.9077	0.0475	0.8174	0.1153
SIM Method						
600	0.5175	0.0263	0.5000	0.0263	-0.2997	0.0958
800	0.5059	0.0112	0.5064	0.0181	-0.2859	0.1098
1000	0.5040	0.0132	0.4954	0.0106	-0.3364	0.0817

## 6.6 Simulation 6

In the last setting, we consider continuous treatment indicator. We generate covariate  $\mathbf{X}_i$  as in Simulation 4, and consider a quadratic treatment effect  $Z_i g_1(\boldsymbol{\beta}^T \mathbf{X}_i) + Z_i^2 g_2(\boldsymbol{\beta}^T \mathbf{X}_i)$ . Here  $Z_i$  follows the uniform distribution on  $[0, 1]$ ,  $g_1(\boldsymbol{\beta}^T \mathbf{X}_i) = 0.5(\boldsymbol{\beta}^T \mathbf{X}_i)^3$  and  $g_2(\boldsymbol{\beta}^T \mathbf{X}_i) = 2 - (\boldsymbol{\beta}^T \mathbf{X}_i)^2$  with  $\boldsymbol{\beta} = (1, -1)^T$ . We let  $f(\mathbf{X}_i) = 0.5(X_{i1} + X_{i2})$  and generated the regression error  $\epsilon_i$  as in Simulation 2.

Similar to Simulation 5, we implement Method I to estimate the unknown parameter  $\boldsymbol{\beta}$  and proceed with the inference of  $\boldsymbol{\beta}$  and the estimation of value function and PCD for  $g_1(\cdot)$  and  $g_2(\cdot)$ . The results are summarized in the upper parts of Tables 11 and 12. From the upper part of Table 11, we can see that estimation bias is acceptable and the coverage probability obtained from bootstrap confidence interval is close to the nominal level of 0.95 for our proposed method. Also, value function obtained by proposed method is close to true value. In Table 12, we summarized the mean and standard deviations for PCD for  $g_1(\cdot)$  and  $g_2(\cdot)$ . In Figure 5, we also plotted 95% confidence band and median for  $g_1(\cdot)$  and  $g_2(\cdot)$ . We also compared the performance of our method with the existing kernel assisted learning (KAL) method (Zhu et al. 2020). From the lower part of Table 11, we clearly see that the our method performs better than KAL method. We suspect that due to their restrictive model set up, the value function estimation using KAL is not trustworthy. Indeed, Zhu et al. (2020) consider the following set up :  $E(Y | Z, \mathbf{X}) = f(\mathbf{X}) + Q\{Z - g(\tilde{\boldsymbol{\beta}}^T \mathbf{X})\}H(\mathbf{X})$ , where  $Q(\cdot)$  is a unimodal function which is maximized at 0 and  $H(\mathbf{X})$  is a non-negative function. Then  $E(Y | Z, \mathbf{X})$  is maximized at  $Z = g(\tilde{\boldsymbol{\beta}}^T \mathbf{X})$ , where  $g : \mathbb{R} \rightarrow \mathcal{A}$  is a predefined link function which ensures that the suggested dose falls within safe dose range ( $\mathcal{A}$ ). On the other hand, we consider a general polynomial model,  $E(Y | Z, \mathbf{X}) = f(\mathbf{X}) + \sum_{k=1}^n Z_k g_k(\boldsymbol{\beta}^T \mathbf{X})$ . In this

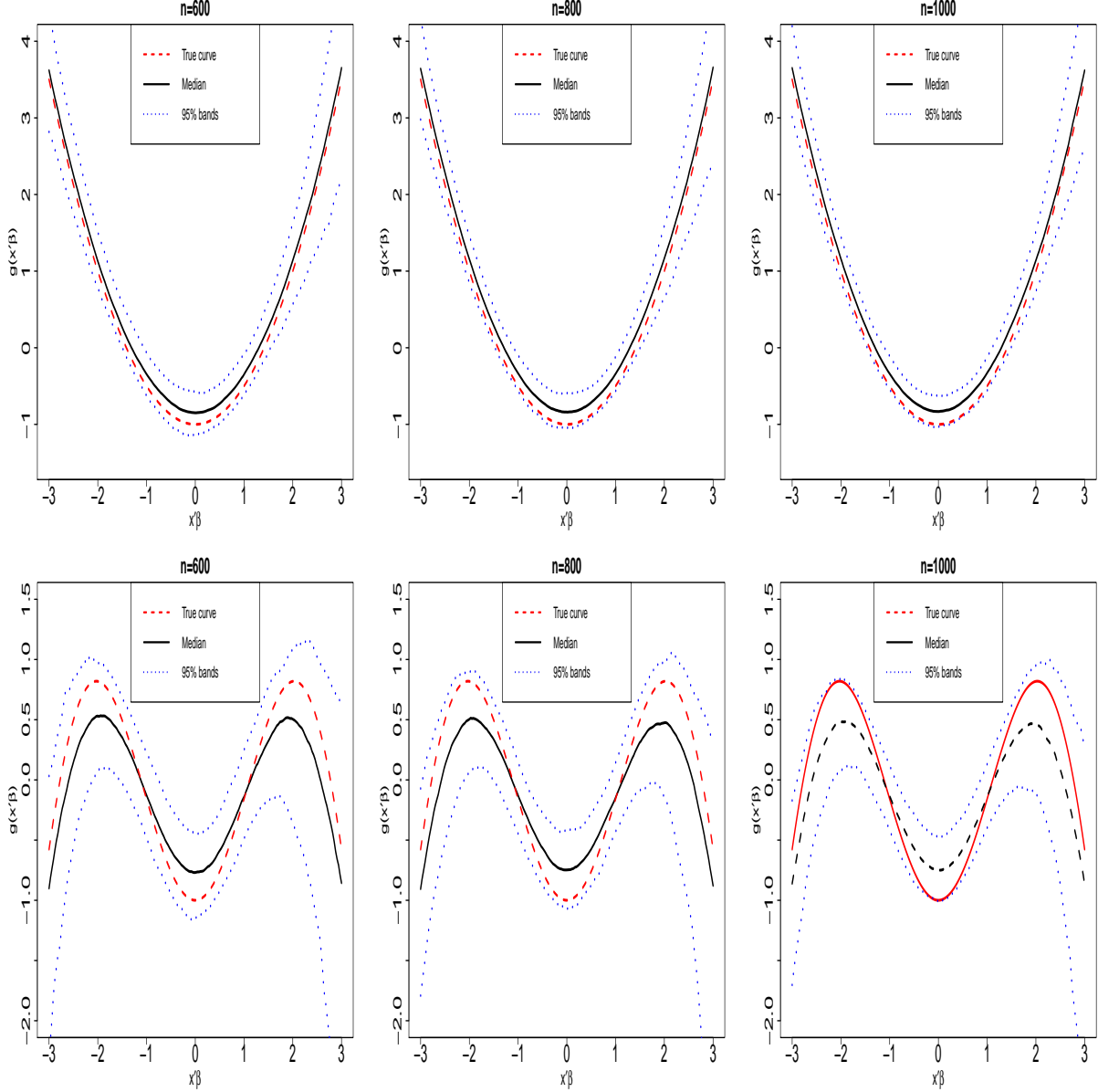


Figure 4: Estimation of  $g_1(\cdot)$  (top) and  $g_2(\cdot)$  (bottom), where  $g_1(\mathbf{x}'\beta) = 0.5(\mathbf{x}'\beta)^2 - 1$  and  $g_2(\mathbf{x}'\beta) = (\mathbf{x}'\beta) \sin(\mathbf{x}'\beta) - 1$  in Simulation 5.

particular simulation setting, we consider  $k=2$ . Thus, we try to re-write our model similar to their model so that we can easily implement their method in our simulation study. After re-writing, we get

$$E(Y | Z, \mathbf{X}) = \left\{ f(\mathbf{X}) - \frac{g_1^2(\beta^T \mathbf{X})}{4g_2(\beta^T \mathbf{X})} \right\} + \left[ - \left\{ Z - \frac{-g_1(\beta^T \mathbf{X})}{2g_2(\beta^T \mathbf{X})} \right\}^2 \right] \{-g_2(\beta^T \mathbf{X})\}$$

and our model satisfies the conditions of KAL when  $\beta^T \mathbf{X} > \sqrt{2}$ . Thus, we use the subset

of simulated data that fits into the KAL model requirement to to obtain the KAL estimate of  $\beta_2$  and the value function.

Table 11: Estimation and inference results of  $\beta_2$  and estimation of Value function using our proposed method and KAL method (Zhu et al. 2020) in Simulation 6. True value function is 0.6652.

$n$	Bias( $\beta_2$ )	SD( $\beta_2$ )	SE( $\beta_2$ )	CP( $\beta_2$ )	$\widehat{VF}$	SD( $\widehat{VF}$ )
Proposed Method						
600	-0.0376	0.1361	0.1910	0.966	0.3567	0.2771
800	-0.0031	0.1191	0.1589	0.954	0.3742	0.2702
1000	-0.0207	0.1067	0.1272	0.95	0.4073	0.2572
KAL Method						
600	0.2944	0.3045	0.2719	0.868	-161.77	214.52
800	0.1101	0.2575	0.2308	0.78	-164.91	222.83
1000	-0.0442	0.2441	0.2174	0.79	-167.22	221.02

Table 12: The percentage of correct decisions (PCDs) with standard deviations obtained by proposed method in Simulation 6. Here, PCD1 and PCD2 are related to  $g_1(\cdot)$  and  $g_2(\cdot)$ , respectively.

$n$	PCD1	SD(PCD1)	PCD2	SD(PCD2)
600	0.8617	0.1364	0.7633	0.1180
800	0.8351	0.1218	0.7895	0.0961
1000	0.8567	0.1093	0.8136	0.0812

## 7 Real data example

In this section, we demonstrate our proposed method using the Sequenced Treatment Alternatives to Relieve Depression (STAR\*D) study. The STAR\*D study was a sequential, multiple-assignment, randomized trial (SMART, Murphy (2005) and Qian et al. (2013)) for patients with non-psychotic major depressive disorder. This study aimed to determine what antidepressant medications should be given to patients to yield the optimal treatment effect. For illustration purpose, we focused on a subset of 319 participants who were given treatment bupropion (BUP) or sertraline (SER). Among these participants, 153 patients were randomly assigned to the BUP treatment group and the rest of them were assigned to the SER treatment group. The 16-item Quick Inventory of Depressive Symptomatology-Self-Report scores (QIDS-SR(16)) were recorded at treatment visits for each patient and considered as the outcome variable. We used  $R = -\text{QIDS-SR}(16)$  as the reward to accommodate the assumption that the larger reward is more desirable.

In the original data set, there are a large number of covariates that describe participant features such as age, gender, socioeconomic status, and ethnicity. However, many of them

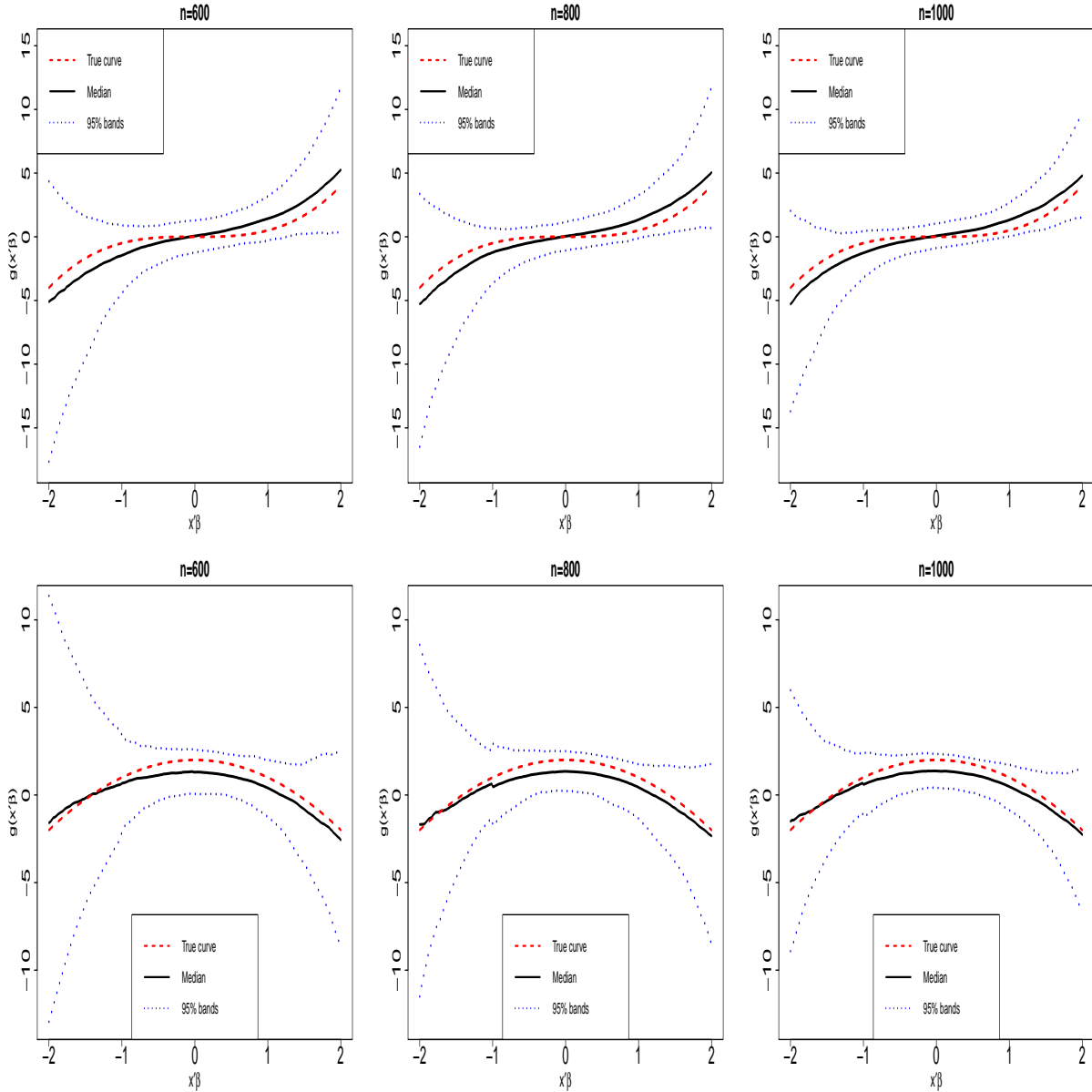


Figure 5: Estimation of  $g_1(\cdot)$  (top) and  $g_2(\cdot)$  (bottom), where  $g_1(\mathbf{x}'\beta) = 0.5(\mathbf{x}'\beta)^3$  and  $g_2(\mathbf{x}'\beta) = 2 - (\mathbf{x}'\beta)^2$  in Simulation 6.

are not significantly related to the QIDS-SR(16). According to the study conducted by Fan et al. (2016), we included five important covariates into our study. These five covariates are “fatigue or loss of energy” in baseline protocol eligibility (DSMLE,  $X_1$ ), patient’s age (Age,  $X_2$ ), “ringing in ears” in patient rated inventory of side effects at Level 2 (EARNG-Level2,  $X_3$ ), “feeling of worthlessness or guilt” in baseline protocol eligibility (DSMFW,  $X_4$ ) and “hard to control worrying” in psychiatric diagnostic, screening questionnaire at baseline (WYCRL,  $X_5$ ).

Let  $\mathbf{X} = (X_1, X_2, X_3, X_4, X_5)^T$  and let  $Z_i$  be the treatment indicator where  $Z_i = 1$  means the participant was assigned to the BUP treatment,  $Z_i = 0$  represents the SER group. We fitted the model  $Y_i = f(\mathbf{X}_i) + Z_i g(\mathbf{X}_i^T \boldsymbol{\beta}) + \epsilon_i$ . We are interested in finding the optimal treatment assignment to the patients. Since treatment effects are described by  $g(\mathbf{X}^T \boldsymbol{\beta})$ , we first obtained the estimators for  $\boldsymbol{\beta}$  and the function  $g(\cdot)$ , using the proposed locally efficient estimator described in Method I. We fixed the coefficient of  $X_1$  to be 1 and estimated the remaining four coefficients. The estimator for  $(\beta_2, \beta_3, \beta_4, \beta_5)^T$  was  $(3.00985, -4.08772, 3.83337, 0.460488)^T$ . To check if these coefficients are significant, we used bootstrap to obtain the estimation variance. We provide a box plot of the bootstrap estimators of  $\boldsymbol{\beta}$  in Figure 6. We also constructed the confidence intervals for  $\beta_2$  to  $\beta_5$  respectively. We found that the effects of  $\beta_3$  and  $\beta_4$  are significantly different from zero. The 95% confidence intervals for  $\beta_2, \dots, \beta_5$  are, respectively,  $(-2.001, 3.621)$ ,  $(-4.737, -0.299)$ ,  $(0.657, 4.920)$  and  $(-4.207, 3.224)$ .

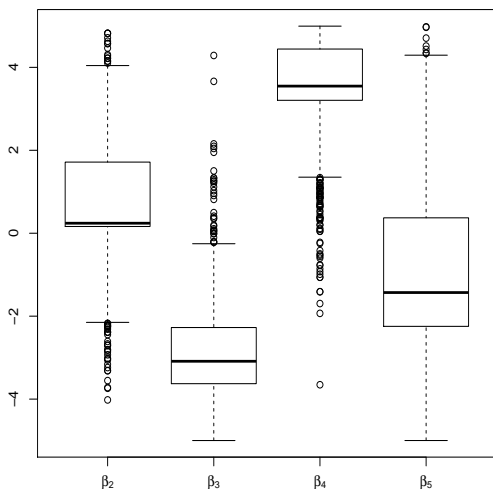


Figure 6: Box plots of the bootstrap estimators of the coefficients  $\beta_2, \dots, \beta_4$ .

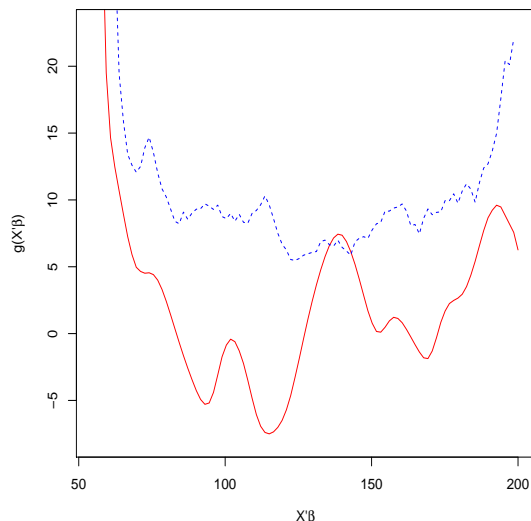


Figure 7:  $\hat{g}(\cdot)$  and upper 95% pointwise quantile curve based on 1000 permuted data sets.

We also estimated the function  $g(\cdot)$  nonparametrically according to the method introduced in the Section 2.2 to obtain  $\hat{g}$ , with its plot in Figure 7. To evaluate the significance of the nonparametric function  $\hat{g}(\cdot)$ , we applied a permutation test. Specifically, we randomly permute the treatment label  $Z_i$ 's and estimate  $g(\cdot)$  based on each permuted data. If the true  $g(\cdot)$  function is zero, then the permutation should not alter the true function  $g(\cdot)$  and the function estimated from the original real data, i.e.  $\hat{g}$ , is not likely to be an extreme case among all the estimated  $g(\cdot)$  functions based on the permuted data sets. We plot the pointwise upper 95% quantile curve based on 1000 permuted data sets in Figure 7. It is clear that there is one region where the estimated curve  $\hat{g}$  is above the 95% quantile curve.



Therefore, in this region, we have a significantly positive treatment effect using BUP.

Finally, we compare the optimal treatment assignment with the real treatment assignment in this experiment. Under the estimated optimal ITR, we assign the participants according to their corresponding estimation of  $g(\cdot)$ , i.e. the  $i$ th participant is assigned to the treatment BUP if  $\widehat{g}(\mathbf{X}_i^T \widehat{\boldsymbol{\beta}}) > 0$  and is assigned to SER if  $\widehat{g}(\mathbf{X}_i^T \widehat{\boldsymbol{\beta}}) \leq 0$ . Then we classified the patients according to the optimal treatment assignments and the real treatment assignments. The results are displayed in Table 13. We can see that a total of 179 participants were not assigned to their corresponding optimal treatment group. Therefore, the proposed method could have been used for improving the patient satisfaction in this example.

Table 13: Real treatment assignments versus the optimal treatment assignments.

Real Assignment	Optimal Assignment	
	BUP	SER
BUP	80	73
SER	106	60

## 8 Conclusion

We note that in the derivations of the proposed estimator, we did not use the fact that  $Z^2 = Z$  in the binary data. In fact, the estimation procedure, asymptotic theory and implementation details are directly applicable even when  $Z$  is categorical or continuous. A categorical  $Z$  corresponds to the case of comparing multiple treatments, while a continuous  $Z$  could be used when a range of dosage levels are under examination.

In many clinical studies, the covariate is often of very high dimension. To develop optimal individualized treatment rules in this case, it will be important to develop simultaneous variable selection and estimation of individualized rules. It is also of great interest to extend the current approach to multi-stage randomized clinical studies.

## SUPPLEMENTARY MATERIAL

Supplementary Material contains the derivation of efficient score functions of our proposed methods and the proofs of Theorem 1 - 3.

## References

Blatt, D., Murphy, S. A. & Zhu, J. (2004), ‘A-learning for approximate planning’, *Ann Arbor* **1001**, 48109–2122.

- Chakraborty, B., Murphy, S. & Strecher, V. (2010), ‘Inference for non-regular parameters in optimal dynamic treatment regimes’, *Statistical methods in medical research* **19**(3), 317–343.
- Fan, A., Lu, W. & Song, R. (2016), ‘Sequential advantage selection for optimal treatment regime’, *The annals of applied statistics* **10**(1), 32.
- Fan, C., Lu, W., Song, R. & Zhou, Y. (2017), ‘Concordance-assisted learning for estimating optimal individualized treatment regimes’, *Journal of the Royal Statistical Society. Series B, Statistical methodology* **79**(5), 1565.
- Goldberg, Y. & Kosorok, M. R. (2012), ‘Q-learning with censored data’, *Annals of statistics* **40**(1), 529.
- Henderson, R., Ansell, P. & Alshibani, D. (2010), ‘Regret-regression for optimal dynamic treatment regimes’, *Biometrics* **66**(4), 1192–1201.
- Jameson, J. L. & Longo, D. L. (2015), ‘Precision medicine ? personalized, problematic, and promising’, *New England journal of medicine* **372**, 2229–2234.
- Kang, S., Lu, W. & Zhang, J. (2018), ‘On estimation of the optimal treatment regime with the additive hazards model’, *Statistica Sinica* **28**(3), 1539.
- Liang, S., Lu, W. & Song, R. (2018), ‘Deep advantage learning for optimal dynamic treatment regime’, *Statistical theory and related fields* **2**(1), 80–88.
- Liu, R., Parelius, J. M. & Singh, K. (1999), ‘Multivariate analysis by data depth: Descriptive statistics, graphics and inference (with discussion)’, *Annals of Statistics* **27**(27), 783–858.
- Lunceford, J., Davidian, M. & Tsiatis, A. (2002), ‘Estimation of survival distributions of treatment policies in two-stage randomization designs in clinical trials’, *Biometrics* **58**(1), 48–57.
- Moodie, E. E. M., Platt, R. W. & Kramer, M. S. (2009), ‘Estimating Response-Maximized Decision Rules With Applications to Breastfeeding’, *Journal of the American Statistical Association* **104**, 155–165.
- Murphy, S. A. (2003), ‘Optimal dynamic treatment regimes’, *Journal of the Royal Statistical Society: Series B (Statistical Methodology)* **65**(2), 331–355.
- Murphy, S. A. (2005), ‘An experimental design for the development of adaptive treatment strategies’, *Statistics in medicine* **24**(10), 1455–1481.

- Orellana, L., Rotnitzky, A. & Robins, J. M. (2010), ‘Dynamic regime marginal structural mean models for estimation of optimal dynamic treatment regimes, part i: main content’, *The international journal of biostatistics* **6**(2).
- Qian, M. & Murphy, S. A. (2011), ‘Performance guarantees for individualized treatment rules’, *Annals of statistics* **39**(2), 1180.
- Qian, M., Nahum-Shani, I. & Murphy, S. A. (2013), Dynamic treatment regimes, in ‘Modern Clinical Trial Analysis’, Springer, pp. 127–148.
- Robins, J. M. (2004), Optimal structural nested models for optimal sequential decisions, in ‘Proceedings of the second seattle Symposium in Biostatistics’, Springer, pp. 189–326.
- Shi, C., Fan, A., Song, R. & Lu, W. (2018), ‘High-dimensional a-learning for optimal dynamic treatment regimes’, *Annals of statistics* **46**(3), 925.
- Shi, C., Song, R. & Lu, W. (2021), ‘Concordance and value information criteria for optimal treatment decision’, *The Annals of Statistics* **49**(1), 49–75.
- Song, R., Luo, S., Zeng, D., Zhang, H. H., Lu, W. & Li, Z. (2017), ‘Semiparametric single-index model for estimating optimal individualized treatment strategy’, *Electronic Journal of Statistics* **11**(1), 364 – 384.
- Song, R., Wang, W., Zeng, D. & Kosorok, M. R. (2015), ‘Penalized q-learning for dynamic treatment regimens’, *Statistica Sinica* **25**(3), 901.
- Thall, P. F., Wooten, L. H., Logothetis, C. J., Millikan, R. E. & Tannir, N. M. (2007), ‘Bayesian and frequentist two-stage treatment strategies based on sequential failure times subject to interval censoring’, *Statistics In Medicine* **26**(26), 4687–4702.
- Thall, P., Millikan, R. & Sung, H. (2000), ‘Evaluating multiple treatment courses in clinical trials’, *Statistics In Medicine* **19**(8), 1011–1028.
- Thall, P., Sung, H. & Estey, E. (2002), ‘Selecting therapeutic strategies based on efficacy and death in multicourse clinical trials’, *Journal of the American Statistical Association* **97**(457), 29–39.
- Wahed, A. S. & Tsiatis, A. A. (2004), ‘Optimal estimator for the survival distribution and related quantities for treatment policies in two-stage randomised designs in clinical trials’, *Biometrics* **60**(5), 124–33.

- Wahed, A. & Tsiatis, A. (2006), ‘Semiparametric efficient estimation of survival distributions in two-stage randomisation designs in clinical trials with censored data’, *Biometrika* **93**(1), 163–177.
- Watkins, C. J. (1989), Learning from delayed rewards, PhD thesis, University of Cambridge, England.
- Watkins, C. J. & Dayan, P. (1992), ‘Q-learning’, *Machine Learning* **8**(3-4), 279–292.
- Xiao, W., Zhang, H. H. & Lu, W. (2019), ‘Robust regression for optimal individualized treatment rules’, *Statistics in medicine* **38**(11), 2059–2073.
- Zhang, B., Tsiatis, A. A., Davidian, M., Zhang, M. & Laber, E. (2012), ‘Estimating optimal treatment regimes from a classification perspective’, *Stat* **1**(1), 103–114.
- Zhang, B., Tsiatis, A. A., Laber, E. B. & Davidian, M. (2012), ‘A robust method for estimating optimal treatment regimes’, *Biometrics* **68**(4), 1010–1018.
- Zhao, Y., Kosorok, M. R. & Zeng, D. (2009), ‘Reinforcement learning design for cancer clinical trials’, *Statistics in medicine* **28**(26), 3294–3315.
- Zhao, Y., Zeng, D., Rush, A. J. & Kosorok, M. R. (2012), ‘Estimating individualized treatment rules using outcome weighted learning’, *Journal of the American Statistical Association* **107**(499), 1106–1118.
- Zhao, Y., Zeng, D., Socinski, M. A. & Kosorok, M. R. (2011), ‘Reinforcement learning strategies for clinical trials in nonsmall cell lung cancer’, *Biometrics* **67**(4), 1422–1433.
- Zhou, J., Zhang, J., Lu, W. & Li, X. (2019), ‘On restricted optimal treatment regime estimation for competing risks data’, *Biostatistics* .
- Zhu, L., Lu, W., Kosorok, M. R. & Song, R. (2020), Kernel assisted learning for personalized dose finding, in ‘Proceedings of the 26th ACM SIGKDD International Conference on Knowledge Discovery and Data Mining’, KDD ’20, Association for Computing Machinery, New York, NY, USA, p. 56–65.

## SUPPLEMENTARY MATERIAL

### A.1 Derivation of the efficient score function $\mathbf{S}_{\text{eff}}(\mathbf{x}, z, y, \boldsymbol{\beta}, g, f, \sigma)$ for binary $Z$ in Section 2.2

Taking derivative with respect to  $\eta, f, g$  and  $\sigma$  of the logarithm of (2), we obtain

$$\begin{aligned}\Lambda_\eta &= \{\mathbf{a}(\mathbf{X}) : \forall \mathbf{a}(\mathbf{X}) \in \mathcal{R}^{p-1} \text{ s.t. } E(\mathbf{a}) = \mathbf{0}\} \\ \Lambda_f &= [\{Y - f(\mathbf{X}) - Zg(\boldsymbol{\beta}^\top \mathbf{X})\}\mathbf{a}(\mathbf{X}) : \forall \mathbf{a}(\mathbf{X}) \in \mathcal{R}^{p-1}] = \{\epsilon \mathbf{a}(\mathbf{X}) : \forall \mathbf{a}(\mathbf{X}) \in \mathcal{R}^{p-1}\} \\ \Lambda_g &= [\{Y - f(\mathbf{X}) - Zg(\boldsymbol{\beta}^\top \mathbf{X})\}Z\mathbf{a}(\boldsymbol{\beta}^\top \mathbf{X}) : \forall \mathbf{a}(\boldsymbol{\beta}^\top \mathbf{X}) \in \mathcal{R}^{p-1}] = \{\epsilon Z\mathbf{a}(\boldsymbol{\beta}^\top \mathbf{X}) : \forall \mathbf{a}(\boldsymbol{\beta}^\top \mathbf{X}) \in \mathcal{R}^{p-1}\} \\ \Lambda_\sigma &= \{(\epsilon^2 - \sigma^2)\mathbf{a} : \forall \mathbf{a} \in \mathcal{R}^{p-1}\},\end{aligned}$$

where  $\epsilon = Y - f(\mathbf{X}) - Zg(\boldsymbol{\beta}^\top \mathbf{X})$ , and the nuisance tangent space is then  $\Lambda = \Lambda_\eta + \Lambda_f + \Lambda_g + \Lambda_\sigma$ . It is easy to verify that  $\Lambda_\eta \perp (\Lambda_f + \Lambda_g + \Lambda_\sigma)$  and  $\Lambda_\sigma \perp (\Lambda_f + \Lambda_g)$ . To further orthogonalize  $\Lambda_f$  and  $\Lambda_g$ , define

$$\Lambda'_g = [\{Y - f(\mathbf{X}) - Zg(\boldsymbol{\beta}^\top \mathbf{X})\}\{Z - E(Z | \mathbf{X})\}\mathbf{a}(\boldsymbol{\beta}^\top \mathbf{X})] = \{\epsilon\{Z - E(Z | \mathbf{X})\}\mathbf{a}(\boldsymbol{\beta}^\top \mathbf{X})\}.$$

It is easy to verify that  $\Lambda_f \perp \Lambda'_g$  and  $\Lambda_f + \Lambda_g = \Lambda_f \oplus \Lambda'_g$ . Thus, we have  $\Lambda = \Lambda_\eta \oplus \Lambda_f \oplus \Lambda'_g \oplus \Lambda_\sigma$ . Consequently, the nuisance tangent space orthogonal complement is characterized through

$$\begin{aligned}\Lambda^\perp &= (\mathbf{h}(\mathbf{x}, z, y) \in \mathcal{R}^{p-1} : E\{\mathbf{h}(\mathbf{X}, Z, Y) | \mathbf{x}\} = \mathbf{0}, E\{\epsilon \mathbf{h}(\mathbf{X}, Z, Y) | \mathbf{x}\} = \mathbf{0}, \\ &E\{\epsilon\{Z - E(Z | \mathbf{X})\}\mathbf{h}(\mathbf{X}, Z, Y) | \boldsymbol{\beta}^\top \mathbf{x}\} = \mathbf{0}, E\{(\epsilon^2 - \sigma^2)\mathbf{h}(\mathbf{X}, Z, Y)\} = \mathbf{0}).\end{aligned}$$

We further calculate the score function to obtain

$$\mathbf{S}_\beta(\mathbf{x}, z, y, \boldsymbol{\beta}, g, f, \sigma) = \sigma^{-2}\{y - f(\mathbf{x}) - zg(\boldsymbol{\beta}^\top \mathbf{x})\}zg_1(\boldsymbol{\beta}^\top \mathbf{x})\mathbf{x}_L = \sigma^{-2}\epsilon zg_1(\boldsymbol{\beta}^\top \mathbf{x})\mathbf{x}_L,$$

where  $\mathbf{x}_L$  is the lower  $(p - 1)$ -dimensional sub-vector of  $\mathbf{x}$ . Let

$$\mathbf{u}(\boldsymbol{\beta}^\top \mathbf{x}) = \frac{E\{\text{var}(Z | \mathbf{X})\mathbf{X}_L | \boldsymbol{\beta}^\top \mathbf{x}\}}{E\{\text{var}(Z | \mathbf{X}) | \boldsymbol{\beta}^\top \mathbf{x}\}}.$$

We decompose the score function as

$$\begin{aligned}\mathbf{S}_\beta(\mathbf{x}, z, y, \boldsymbol{\beta}, g, f, \sigma) &= \sigma^{-2}\epsilon\{z - E(Z | \mathbf{x})\}g_1(\boldsymbol{\beta}^\top \mathbf{x})\{\mathbf{x}_L - \mathbf{u}(\boldsymbol{\beta}^\top \mathbf{x})\} \\ &+ \sigma^{-2}\epsilon E(Z | \mathbf{x})g_1(\boldsymbol{\beta}^\top \mathbf{x})\mathbf{x}_L + \sigma^{-2}\epsilon\{z - E(Z | \mathbf{x})\}g_1(\boldsymbol{\beta}^\top \mathbf{x})\mathbf{u}(\boldsymbol{\beta}^\top \mathbf{x}).\end{aligned}$$

Obviously,

$$\begin{aligned}\sigma^{-2}\epsilon E(Z | \mathbf{X})g_1(\boldsymbol{\beta}^\top \mathbf{X})\mathbf{X}_L &\in \Lambda_f \subset \Lambda \\ \sigma^{-2}\epsilon\{Z - E(Z | \mathbf{X})\}g_1(\boldsymbol{\beta}^\top \mathbf{X})\mathbf{u}(\boldsymbol{\beta}^\top \mathbf{X}) &\in \Lambda'_g \subset \Lambda \\ \sigma^{-2}\epsilon\{Z - E(Z | \mathbf{X})\}g_1(\boldsymbol{\beta}^\top \mathbf{X})\{\mathbf{X}_L - \mathbf{u}(\boldsymbol{\beta}^\top \mathbf{X})\} &\in \Lambda^\perp,\end{aligned}$$

hence the efficient score function is

$$\begin{aligned}\mathbf{S}_{\text{eff}}(\mathbf{x}, z, y, \boldsymbol{\beta}, g, f, \sigma) &= \sigma^{-2}\epsilon\{z - E(Z | \mathbf{x})\}g_1(\boldsymbol{\beta}^T\mathbf{x})\{\mathbf{x}_L - \mathbf{u}(\boldsymbol{\beta}^T\mathbf{x})\} \\ &= \sigma^{-2}\{y - f(\mathbf{x}) - zg(\boldsymbol{\beta}^T\mathbf{x})\}\{z - E(Z | \mathbf{x})\}g_1(\boldsymbol{\beta}^T\mathbf{x})\{\mathbf{x}_L - \mathbf{u}(\boldsymbol{\beta}^T\mathbf{x})\}.\end{aligned}$$

## A.2 Derivation of the estimating equation (4)

Following the local linear estimation idea, we replace  $g(\boldsymbol{\beta}^T\mathbf{x})$  with  $\alpha_c + \alpha_1\boldsymbol{\beta}^T(\mathbf{x} - \mathbf{x}_0)$ . Our goal is to estimate  $\boldsymbol{\alpha} = (\alpha_c, \alpha_1)^T$ . The corresponding pdf of  $(\mathbf{X}, Z, Y)$  then becomes

$$f_{\mathbf{X}, Z, Y}(\mathbf{x}, z, y) = \frac{1}{\sqrt{2\pi}\sigma} \exp\left(\frac{[y - f(\mathbf{x}) - z\{\alpha_c + \alpha_1\boldsymbol{\beta}^T(\mathbf{x} - \mathbf{x}_0)\}]^2}{-2\sigma^2}\right) \eta(\mathbf{x})f_{Z|\mathbf{X}}(z, \mathbf{x}).$$

Viewing  $\boldsymbol{\alpha}$  together with  $\boldsymbol{\beta}$  as the parameter of interest,  $\eta$ ,  $f$  and  $\sigma$  as nuisance parameters, at any fixed  $\boldsymbol{\beta}$ , following the similar lines of derivation as in Section A.1, we have

$$\begin{aligned}\Lambda_\eta &= \{\mathbf{a}(\mathbf{X}) : \forall \mathbf{a}(\mathbf{X}) \in \mathcal{R}^{p+1} \text{ s.t. } E(\mathbf{a}) = \mathbf{0}\} \\ \Lambda_f &= ([Y - f(\mathbf{X}) - Z\{\alpha_c + \alpha_1\boldsymbol{\beta}^T(\mathbf{X} - \mathbf{x}_0)\}]\mathbf{a}(\mathbf{X}) : \forall \mathbf{a}(\mathbf{X}) \in \mathcal{R}^{p+1}) = \{\epsilon\mathbf{a}(\mathbf{X}) : \forall \mathbf{a}(\mathbf{X}) \in \mathcal{R}^{p+1}\} \\ \Lambda_\sigma &= \{\sigma^{-3}(\epsilon^2 - \sigma^2)\mathbf{a} : \forall \mathbf{a} \in \mathcal{R}^{p+1}\},\end{aligned}$$

where  $\epsilon = Y - f(\mathbf{X}) - Z\{\alpha_c + \alpha_1\boldsymbol{\beta}^T(\mathbf{X} - \mathbf{x}_0)\}$ . Obviously,  $\Lambda = \Lambda_\eta \oplus \Lambda_f \oplus \Lambda_\sigma$ , and

$$\begin{aligned}\Lambda^\perp &= (\mathbf{h}(\mathbf{x}, z, y) \in \mathcal{R}^{p+1} : E\{\mathbf{h}(\mathbf{X}, Z, Y) | \mathbf{x}\} = \mathbf{0}, E\{\epsilon\mathbf{h}(\mathbf{X}, Z, Y) | \mathbf{x}\} = \mathbf{0}, \\ &\quad E\{(\epsilon^2 - \sigma^2)\mathbf{h}(\mathbf{X}, Z, Y)\} = \mathbf{0}).\end{aligned}$$

Further, the score functions with respect to the parameters of interest  $\boldsymbol{\beta}$ ,  $\boldsymbol{\alpha}$  are respectively

$$\begin{aligned}\mathbf{S}_\beta(\mathbf{x}, z, y, \boldsymbol{\beta}, \boldsymbol{\alpha}, f, \sigma) &= \sigma^{-2}\epsilon z \alpha_1(\mathbf{x}_L - \mathbf{x}_{L0}), \\ \mathbf{S}_\alpha(\mathbf{x}, z, y, \boldsymbol{\beta}, \boldsymbol{\alpha}, f, \sigma) &= \sigma^{-2}\epsilon z \{1, \boldsymbol{\beta}^T(\mathbf{x} - \mathbf{x}_0)\}^T.\end{aligned}$$

Decomposing the score functions as

$$\begin{aligned}\mathbf{S}_\beta(\mathbf{x}, z, y, \boldsymbol{\beta}, \boldsymbol{\alpha}, f, \sigma) &= \sigma^{-2}\epsilon\{z - E(Z | \mathbf{x})\}\alpha_1(\mathbf{x}_L - \mathbf{x}_{L0}) + \sigma^{-2}\epsilon E(Z | \mathbf{x})\alpha_1(\mathbf{x}_L - \mathbf{x}_{L0}) \\ \mathbf{S}_\alpha(\mathbf{x}, z, y, \boldsymbol{\beta}, \boldsymbol{\alpha}, f, \sigma) &= \sigma^{-2}\epsilon\{z - E(Z | \mathbf{x})\}\{1, \boldsymbol{\beta}^T(\mathbf{x} - \mathbf{x}_0)\}^T + \sigma^{-2}\epsilon E(Z | \mathbf{x})\{1, \boldsymbol{\beta}^T(\mathbf{x} - \mathbf{x}_0)\}^T,\end{aligned}$$

we verify that

$$\begin{aligned}\sigma^{-2}\epsilon E(Z | \mathbf{X})\{\alpha_1(\mathbf{X}_L - \mathbf{x}_{L0})^T, 1, \boldsymbol{\beta}^T(\mathbf{X} - \mathbf{x}_0)\}^T &\in \Lambda_f \subset \Lambda, \\ \sigma^{-2}\epsilon\{Z - E(Z | \mathbf{X})\}\{\alpha_1(\mathbf{X}_L - \mathbf{x}_{L0})^T, 1, \boldsymbol{\beta}^T(\mathbf{X} - \mathbf{x}_0)\}^T &\in \Lambda^\perp.\end{aligned}$$

Therefore,

$$\begin{aligned}\mathbf{S}_{\text{eff}}(\mathbf{x}, z, y, \boldsymbol{\beta}, \boldsymbol{\alpha}, f, \sigma) &= \sigma^{-2}\epsilon\{z - E(Z | \mathbf{x})\}\{\alpha_1(\mathbf{x}_L - \mathbf{x}_{L0})^T, 1, \boldsymbol{\beta}^T(\mathbf{x} - \mathbf{x}_0)\}^T \\ &= \sigma^{-2}[y - f(\mathbf{x}) - z\{\alpha_c + \alpha_1\boldsymbol{\beta}^T(\mathbf{x} - \mathbf{x}_0)\}]\{z - E(Z | \mathbf{x})\}\{\alpha_1(\mathbf{x}_L - \mathbf{x}_{L0})^T, 1, \boldsymbol{\beta}^T(\mathbf{x} - \mathbf{x}_0)\}^T.\end{aligned}$$

Extracting the last two components of the efficient score function provides us the element to construct the estimating equations for  $\boldsymbol{\alpha}$ . Since our goal is to estimate  $g(\cdot)$  at  $\boldsymbol{\beta}^\top \mathbf{x}_j$ , we set  $\mathbf{x}_0 = \mathbf{x}_j$  for  $j = 1, \dots, n$ , and weigh the evaluation of the estimating function at the  $i$ th observation using  $\mathbf{w}_{ij}$ . This yields (4).

### A.3 List of regularity conditions

C1. The univariate kernel function  $K(\cdot)$  is symmetric, has compact support and is Lipschitz continuous on its support. It satisfies

$$\int K(u)du = 1, \quad \int uK(u)du = 0, \quad 0 \neq \int u^2K(u)du < \infty.$$

Denote  $C_2 = \int u^2K(u)du$ .

C2. The probability density function of  $\boldsymbol{\beta}^\top \mathbf{x}$  denoted by  $f_1(\boldsymbol{\beta}^\top \mathbf{x})$  is bounded away from 0 and  $\infty$ .

C3. Let  $\mathbf{r}_1(\boldsymbol{\beta}^\top \mathbf{x}) = E\{\mathbf{a}_1(\mathbf{X}, Y) \mid \boldsymbol{\beta}^\top \mathbf{x}\} f_1(\boldsymbol{\beta}^\top \mathbf{x})$ , where  $\mathbf{a}_1(\mathbf{X}, Z, Y)$  can be any  $Y, Z$  and  $\mathbf{x}$ . The  $(m-1)$ -th derivatives of  $\mathbf{r}_1(\boldsymbol{\beta}^\top \mathbf{x})$  and  $f_1(\boldsymbol{\beta}^\top \mathbf{x})$  and  $g(\boldsymbol{\beta}^\top \mathbf{x})$  are locally Lipschitz-continuous.

C4.  $E(\|\mathbf{x}\|^4) < \infty$ ,  $E(Y^4) < \infty$  and  $E\{\|g_1(\boldsymbol{\beta}^\top \mathbf{X})\|^4\} < \infty$ .

C5. The bandwidths satisfy  $nh_g^4 h_u^4 \rightarrow 0$ ,  $nh_g^8 \rightarrow 0$ ,  $nh_u^8 \rightarrow 0$ ,  $nh_g h_u \rightarrow \infty$ ,  $nh_g^2 \rightarrow \infty$ ,  $nh_u^2 \rightarrow \infty$ .

C6. In a domain of the parameter values  $\mathcal{B}$ , the limiting estimating equations for  $\boldsymbol{\beta}$  when  $n \rightarrow \infty$  has a unique solution.

### A.4 Proof of Theorem 1

We decompose the estimating equation as

$$\begin{aligned} \mathbf{0} &= n^{-1/2} \sum_{i=1}^n \{y_i - f^*(\mathbf{x}_i) - z_i \hat{\alpha}_c(\hat{\boldsymbol{\beta}}, i)\} \{z_i - E(Z \mid \mathbf{x}_i)\} \hat{\alpha}_1(\hat{\boldsymbol{\beta}}, i) \{\mathbf{x}_{Li} - \hat{\mathbf{u}}(\hat{\boldsymbol{\beta}}^\top \mathbf{x}_i)\} \\ &= n^{-1/2} \sum_{i=1}^n \{y_i - f^*(\mathbf{x}_i) - z_i \hat{\alpha}_c(\boldsymbol{\beta}, i)\} \{z_i - E(Z \mid \mathbf{x}_i)\} \hat{\alpha}_1(\boldsymbol{\beta}, i) \{\mathbf{x}_{Li} - \hat{\mathbf{u}}(\boldsymbol{\beta}^\top \mathbf{x}_i)\} \\ &\quad + \left[ n^{-1} \sum_{i=1}^n \frac{\partial \{y_i - f^*(\mathbf{x}_i) - z_i \hat{\alpha}_c(\boldsymbol{\beta}, i)\} \{z_i - E(Z \mid \mathbf{x}_i)\} \hat{\alpha}_1(\boldsymbol{\beta}, i) \{\mathbf{x}_{Li} - \hat{\mathbf{u}}(\boldsymbol{\beta}^\top \mathbf{x}_i)\}}{\partial \boldsymbol{\beta}_L^\top} + o_p(1) \right] \\ &\quad \times \sqrt{n}(\hat{\boldsymbol{\beta}}_L - \boldsymbol{\beta}_L). \end{aligned}$$

It is easy to obtain that

$$\begin{aligned}
& n^{-1} \sum_{i=1}^n \frac{\partial \{y_i - f^*(\mathbf{x}_i) - z_i \hat{\alpha}_c(\boldsymbol{\beta}, i)\} \{z_i - E(Z | \mathbf{x}_i)\} \hat{\alpha}_1(\boldsymbol{\beta}, i) \{\mathbf{x}_{Li} - \hat{\mathbf{u}}(\boldsymbol{\beta}^\top \mathbf{x}_i)\}}{\partial \boldsymbol{\beta}_L^\top} + o_p(1) \\
&= E \left[ \frac{\partial \{Y - f^*(\mathbf{X}) - Z g(\boldsymbol{\beta}^\top \mathbf{X})\} \{Z - E(Z | \mathbf{X})\} g_1(\boldsymbol{\beta}^\top \mathbf{X}) \{\mathbf{X}_L - \mathbf{u}(\boldsymbol{\beta}^\top \mathbf{X})\}}{\partial \boldsymbol{\beta}_L^\top} \right] + o_p(1) \\
&= E \left[ -Z \{Z - E(Z | \mathbf{X})\} g_1^2(\boldsymbol{\beta}^\top \mathbf{X}) \{\mathbf{X}_L - \mathbf{u}(\boldsymbol{\beta}^\top \mathbf{X})\} \mathbf{X}_L^\top \right] \\
&\quad + E \left[ \{\epsilon + f(\mathbf{X}) - f^*(\mathbf{X})\} \{Z - E(Z | \mathbf{X})\} \frac{\partial g_1(\boldsymbol{\beta}^\top \mathbf{X}) \{\mathbf{X}_L - \mathbf{u}(\boldsymbol{\beta}^\top \mathbf{X})\}}{\partial \boldsymbol{\beta}_L^\top} \right] + o_p(1) \\
&= E \left[ -\text{var}(Z | \mathbf{X}) g_1^2(\boldsymbol{\beta}^\top \mathbf{X}) \{\mathbf{X}_L - \mathbf{u}(\boldsymbol{\beta}^\top \mathbf{X})\} \mathbf{X}_L^\top \right] \\
&\quad + E \left[ \{\epsilon + f(\mathbf{X}) - f^*(\mathbf{X})\} \{Z - E(Z | \mathbf{X})\} \frac{\partial g_1(\boldsymbol{\beta}^\top \mathbf{X}) \{\mathbf{X}_L - \mathbf{u}(\boldsymbol{\beta}^\top \mathbf{X})\}}{\partial \boldsymbol{\beta}_L^\top} \right] + o_p(1) \\
&= -\mathbf{A} + o_p(1).
\end{aligned}$$

On the other hand, we make the following expansion

$$\begin{aligned}
& n^{-1/2} \sum_{i=1}^n \{y_i - f^*(\mathbf{x}_i) - z_i \hat{\alpha}_c(\boldsymbol{\beta}, i)\} \{z_i - E(Z | \mathbf{x}_i)\} \hat{\alpha}_1(\boldsymbol{\beta}, i) \{\mathbf{x}_{Li} - \hat{\mathbf{u}}(\boldsymbol{\beta}^\top \mathbf{x}_i)\} \\
&= n^{-1/2} \sum_{i=1}^n \{z_i g(\boldsymbol{\beta}^\top \mathbf{x}_i) - z_i \hat{\alpha}_c(\boldsymbol{\beta}, i)\} \{z_i - E(Z | \mathbf{x}_i)\} \{\hat{\alpha}_1(\boldsymbol{\beta}, i) - g_1(\boldsymbol{\beta}^\top \mathbf{x}_i)\} \{\mathbf{u}(\boldsymbol{\beta}^\top \mathbf{x}_i) - \hat{\mathbf{u}}(\boldsymbol{\beta}^\top \mathbf{x}_i)\} \\
&\quad + n^{-1/2} \sum_{i=1}^n \{y_i - f^*(\mathbf{x}_i) - z_i g(\boldsymbol{\beta}^\top \mathbf{x}_i)\} \{z_i - E(Z | \mathbf{x}_i)\} \{\hat{\alpha}_1(\boldsymbol{\beta}, i) - g_1(\boldsymbol{\beta}^\top \mathbf{x}_i)\} \{\mathbf{u}(\boldsymbol{\beta}^\top \mathbf{x}_i) - \hat{\mathbf{u}}(\boldsymbol{\beta}^\top \mathbf{x}_i)\} \\
&\quad + n^{-1/2} \sum_{i=1}^n \{z_i g(\boldsymbol{\beta}^\top \mathbf{x}_i) - z_i \hat{\alpha}_c(\boldsymbol{\beta}, i)\} \{z_i - E(Z | \mathbf{x}_i)\} \{\hat{\alpha}_1(\boldsymbol{\beta}, i) - g_1(\boldsymbol{\beta}^\top \mathbf{x}_i)\} \{\mathbf{x}_{Li} - \mathbf{u}(\boldsymbol{\beta}^\top \mathbf{x}_i)\} \\
&\quad + n^{-1/2} \sum_{i=1}^n \{z_i g(\boldsymbol{\beta}^\top \mathbf{x}_i) - z_i \hat{\alpha}_c(\boldsymbol{\beta}, i)\} \{z_i - E(Z | \mathbf{x}_i)\} g_1(\boldsymbol{\beta}^\top \mathbf{x}_i) \{\mathbf{u}(\boldsymbol{\beta}^\top \mathbf{x}_i) - \hat{\mathbf{u}}(\boldsymbol{\beta}^\top \mathbf{x}_i)\} \\
&\quad + n^{-1/2} \sum_{i=1}^n \{y_i - f^*(\mathbf{x}_i) - z_i g(\boldsymbol{\beta}^\top \mathbf{x}_i)\} \{z_i - E(Z | \mathbf{x}_i)\} g_1(\boldsymbol{\beta}^\top \mathbf{x}_i) \{\mathbf{u}(\boldsymbol{\beta}^\top \mathbf{x}_i) - \hat{\mathbf{u}}(\boldsymbol{\beta}^\top \mathbf{x}_i)\} \\
&\quad + n^{-1/2} \sum_{i=1}^n \{y_i - f^*(\mathbf{x}_i) - z_i g(\boldsymbol{\beta}^\top \mathbf{x}_i)\} \{z_i - E(Z | \mathbf{x}_i)\} \{\hat{\alpha}_1(\boldsymbol{\beta}, i) - g_1(\boldsymbol{\beta}^\top \mathbf{x}_i)\} \{\mathbf{x}_{Li} - \mathbf{u}(\boldsymbol{\beta}^\top \mathbf{x}_i)\} \\
&\quad + n^{-1/2} \sum_{i=1}^n \{z_i g(\boldsymbol{\beta}^\top \mathbf{x}_i) - z_i \hat{\alpha}_c(\boldsymbol{\beta}, i)\} \{z_i - E(Z | \mathbf{x}_i)\} g_1(\boldsymbol{\beta}^\top \mathbf{x}_i) \{\mathbf{x}_{Li} - \mathbf{u}(\boldsymbol{\beta}^\top \mathbf{x}_i)\} \\
&\quad + n^{-1/2} \sum_{i=1}^n \{y_i - f^*(\mathbf{x}_i) - z_i g(\boldsymbol{\beta}^\top \mathbf{x}_i)\} \{z_i - E(Z | \mathbf{x}_i)\} g_1(\boldsymbol{\beta}^\top \mathbf{x}_i) \{\mathbf{x}_{Li} - \mathbf{u}(\boldsymbol{\beta}^\top \mathbf{x}_i)\}. \tag{A.1}
\end{aligned}$$

and we inspect each of the above eight terms. It is easy to see that under Condition C5, the first four terms will go to zero in probability when  $n \rightarrow \infty$ . Plugging (3) in to the fifth



term, we have

$$\begin{aligned}
& n^{-1/2} \sum_{i=1}^n \{y_i - f^*(\mathbf{x}_i) - z_i g(\boldsymbol{\beta}^\top \mathbf{x}_i)\} \{z_i - E(Z | \mathbf{x}_i)\} g_1(\boldsymbol{\beta}^\top \mathbf{x}_i) \{\mathbf{u}(\boldsymbol{\beta}^\top \mathbf{x}_i) - \widehat{\mathbf{u}}(\boldsymbol{\beta}^\top \mathbf{x}_i)\} \\
&= n^{-1/2} \sum_{i=1}^n \{y_i - f^*(\mathbf{x}_i) - z_i g(\boldsymbol{\beta}^\top \mathbf{x}_i)\} \{z_i - E(Z | \mathbf{x}_i)\} g_1(\boldsymbol{\beta}^\top \mathbf{x}_i) \\
&\quad \times \left[ \mathbf{u}(\boldsymbol{\beta}^\top \mathbf{x}_i) - \frac{n^{-1} \sum_{j=1}^n K_h\{\boldsymbol{\beta}^\top(\mathbf{x}_j - \mathbf{x}_i)\} \text{var}(Z | \mathbf{x}_j) \mathbf{x}_{Lj}}{n^{-1} \sum_{j=1}^n K_h\{\boldsymbol{\beta}^\top(\mathbf{x}_j - \mathbf{x}_i)\} \text{var}(Z | \mathbf{x}_j)} \right] \\
&= n^{-1/2} \sum_{i=1}^n \{y_i - f^*(\mathbf{x}_i) - z_i g(\boldsymbol{\beta}^\top \mathbf{x}_i)\} \{z_i - E(Z | \mathbf{x}_i)\} g_1(\boldsymbol{\beta}^\top \mathbf{x}_i) \left[ \mathbf{u}(\boldsymbol{\beta}^\top \mathbf{x}_i) \right. \\
&\quad \left. - \frac{E\{\text{var}(Z | \mathbf{X}) \mathbf{X}_L | \boldsymbol{\beta}^\top \mathbf{x}_i\} + \sum_{j=1}^n w_{ji} \text{var}(Z | \mathbf{x}_j) \mathbf{x}_{Lj} - E\{\text{var}(Z | \mathbf{X}) \mathbf{X}_L | \boldsymbol{\beta}^\top \mathbf{x}_i\}}{E\{\text{var}(Z | \mathbf{X}) | \boldsymbol{\beta}^\top \mathbf{x}_i\} + \sum_{j=1}^n w_{ji} \text{var}(Z | \mathbf{x}_j) - E\{\text{var}(Z | \mathbf{X}) | \boldsymbol{\beta}^\top \mathbf{x}_i\}} \right] \\
&= n^{-1/2} \sum_{i=1}^n \{y_i - f^*(\mathbf{x}_i) - z_i g(\boldsymbol{\beta}^\top \mathbf{x}_i)\} \{z_i - E(Z | \mathbf{x}_i)\} g_1(\boldsymbol{\beta}^\top \mathbf{x}_i) \\
&\quad \times \left( - \frac{\sum_{j=1}^n w_{ji} \text{var}(Z | \mathbf{x}_j) \mathbf{x}_{Lj} - E\{\text{var}(Z | \mathbf{X}) \mathbf{X}_L | \boldsymbol{\beta}^\top \mathbf{x}_i\}}{E\{\text{var}(Z | \mathbf{X}) | \boldsymbol{\beta}^\top \mathbf{x}_i\}} \right. \\
&\quad \left. + \frac{E\{\text{var}(Z | \mathbf{X}) \mathbf{X}_L | \boldsymbol{\beta}^\top \mathbf{x}_i\} [\sum_{j=1}^n w_{ji} \text{var}(Z | \mathbf{x}_j) - E\{\text{var}(Z | \mathbf{X}) | \boldsymbol{\beta}^\top \mathbf{x}_i\}]}{[E\{\text{var}(Z | \mathbf{X}) | \boldsymbol{\beta}^\top \mathbf{x}_i\}]^2} \right) + o_p(1) \\
&= -n^{-1/2} \sum_{i=1}^n \{y_i - f^*(\mathbf{x}_i) - z_i g(\boldsymbol{\beta}^\top \mathbf{x}_i)\} \{z_i - E(Z | \mathbf{x}_i)\} g_1(\boldsymbol{\beta}^\top \mathbf{x}_i) \frac{1}{E\{\text{var}(Z | \mathbf{X}) | \boldsymbol{\beta}^\top \mathbf{x}_i\}} \\
&\quad \times \left( \frac{n^{-1} \sum_{j=1}^n K_h\{\boldsymbol{\beta}^\top(\mathbf{x}_j - \mathbf{x}_i)\} [\text{var}(Z | \mathbf{x}_j) \mathbf{x}_{Lj} - E\{\text{var}(Z | \mathbf{X}) \mathbf{X}_L | \boldsymbol{\beta}^\top \mathbf{x}_i\}]}{f_1(\boldsymbol{\beta}^\top \mathbf{x}_i) + n^{-1} \sum_{j=1}^n K_h\{\boldsymbol{\beta}^\top(\mathbf{x}_j - \mathbf{x}_i)\} - f_1(\boldsymbol{\beta}^\top \mathbf{x}_i)} \right. \\
&\quad \left. - \mathbf{u}(\boldsymbol{\beta}^\top \mathbf{x}_i) \frac{n^{-1} \sum_{j=1}^n K_h\{\boldsymbol{\beta}^\top(\mathbf{x}_j - \mathbf{x}_i)\} [\text{var}(Z | \mathbf{x}_j) - E\{\text{var}(Z | \mathbf{X}) | \boldsymbol{\beta}^\top \mathbf{x}_i\}]}{f_1(\boldsymbol{\beta}^\top \mathbf{x}_i) + n^{-1} \sum_{j=1}^n K_h\{\boldsymbol{\beta}^\top(\mathbf{x}_j - \mathbf{x}_i)\} - f_1(\boldsymbol{\beta}^\top \mathbf{x}_i)} \right) + o_p(1) \\
&= -n^{-1/2} \sum_{i=1}^n \{y_i - f^*(\mathbf{x}_i) - z_i g(\boldsymbol{\beta}^\top \mathbf{x}_i)\} \{z_i - E(Z | \mathbf{x}_i)\} g_1(\boldsymbol{\beta}^\top \mathbf{x}_i) \frac{1}{E\{\text{var}(Z | \mathbf{X}) | \boldsymbol{\beta}^\top \mathbf{x}_i\}} \\
&\quad \times \left( \frac{n^{-1} \sum_{j=1}^n K_h\{\boldsymbol{\beta}^\top(\mathbf{x}_j - \mathbf{x}_i)\} [\text{var}(Z | \mathbf{x}_j) \mathbf{x}_{Lj} - E\{\text{var}(Z | \mathbf{X}) \mathbf{X}_L | \boldsymbol{\beta}^\top \mathbf{x}_i\}]}{f_1(\boldsymbol{\beta}^\top \mathbf{x}_i)} \right. \\
&\quad \left. - \mathbf{u}(\boldsymbol{\beta}^\top \mathbf{x}_i) \frac{n^{-1} \sum_{j=1}^n K_h\{\boldsymbol{\beta}^\top(\mathbf{x}_j - \mathbf{x}_i)\} [\text{var}(Z | \mathbf{x}_j) - E\{\text{var}(Z | \mathbf{X}) | \boldsymbol{\beta}^\top \mathbf{x}_i\}]}{f_1(\boldsymbol{\beta}^\top \mathbf{x}_i)} \right) + o_p(1) \\
&= -n^{-3/2} \sum_{i=1}^n \sum_{j=1}^n \{y_i - f^*(\mathbf{x}_i) - z_i g(\boldsymbol{\beta}^\top \mathbf{x}_i)\} \{z_i - E(Z | \mathbf{x}_i)\} g_1(\boldsymbol{\beta}^\top \mathbf{x}_i) \frac{K_h\{\boldsymbol{\beta}^\top(\mathbf{x}_j - \mathbf{x}_i)\}}{E\{\text{var}(Z | \mathbf{X}) | \boldsymbol{\beta}^\top \mathbf{x}_i\}} \\
&\quad \times \left( \frac{\text{var}(Z | \mathbf{x}_j) \mathbf{x}_{Lj} - E\{\text{var}(Z | \mathbf{X}) \mathbf{X}_L | \boldsymbol{\beta}^\top \mathbf{x}_i\} - \mathbf{u}(\boldsymbol{\beta}^\top \mathbf{x}_i) [\text{var}(Z | \mathbf{x}_j) - E\{\text{var}(Z | \mathbf{X}) | \boldsymbol{\beta}^\top \mathbf{x}_i\}]}{f_1(\boldsymbol{\beta}^\top \mathbf{x}_i)} \right) \\
&\quad + o_p(1).
\end{aligned}$$

Denote the last summand  $\mathbf{a}(\mathbf{o}_i, \mathbf{o}_j)$ , where  $\mathbf{o}_i = (\mathbf{x}_i, z_i, y_i)$  is the  $i$ th observation. Write

$$\begin{aligned} \mathbf{b}(\mathbf{x}_i) &= E \left\{ K_h \{ \boldsymbol{\beta}^\top (\mathbf{x}_j - \mathbf{x}_i) \} \left( \text{var}(Z | \mathbf{x}_j) \mathbf{x}_{Lj} - E \{ \text{var}(Z | \mathbf{X}) \mathbf{X}_L | \boldsymbol{\beta}^\top \mathbf{x}_i \} \right. \right. \\ &\quad \left. \left. - \mathbf{u}(\boldsymbol{\beta}^\top \mathbf{x}_i) [\text{var}(Z | \mathbf{x}_j) - E \{ \text{var}(Z | \mathbf{X}) | \boldsymbol{\beta}^\top \mathbf{x}_i \}] \right) \mid \mathbf{x}_i, z_i, y_i \right\}, \end{aligned}$$

then  $\mathbf{b}(\mathbf{X}_i) = O_p(h^2)$  and

$$\begin{aligned} & n^{-1/2} \sum_{i=1}^n E \{ \mathbf{a}(\mathbf{o}_i, \mathbf{O}_j) \mid \mathbf{o}_i \} \\ &= -n^{-1/2} \sum_{i=1}^n \{ y_i - f^*(\mathbf{x}_i) - z_i g(\boldsymbol{\beta}^\top \mathbf{x}_i) \} \{ z_i - E(Z | \mathbf{x}_i) \} \frac{g_1(\boldsymbol{\beta}^\top \mathbf{x}_i) \mathbf{b}(\mathbf{x}_i)}{E \{ \text{var}(Z | \mathbf{X}) | \boldsymbol{\beta}^\top \mathbf{x}_i \} f_1(\boldsymbol{\beta}^\top \mathbf{x}_i)} \\ &= -n^{-1/2} \sum_{i=1}^n \epsilon_i \frac{\{ z_i - E(Z | \mathbf{x}_i) \} g_1(\boldsymbol{\beta}^\top \mathbf{x}_i) \mathbf{b}(\mathbf{x}_i)}{E \{ \text{var}(Z | \mathbf{X}) | \boldsymbol{\beta}^\top \mathbf{x}_i \} f_1(\boldsymbol{\beta}^\top \mathbf{x}_i)} \\ &\quad - n^{-1/2} \sum_{i=1}^n \{ z_i - E(Z | \mathbf{x}_i) \} \frac{\{ g(\mathbf{x}_i) - f^*(\mathbf{x}_i) \} g_1(\boldsymbol{\beta}^\top \mathbf{x}_i) \mathbf{b}(\mathbf{x}_i)}{E \{ \text{var}(Z | \mathbf{X}) | \boldsymbol{\beta}^\top \mathbf{x}_i \} f_1(\boldsymbol{\beta}^\top \mathbf{x}_i)} \\ &= O_p(h^2) = o_p(1). \end{aligned}$$

On the other hand

$$n^{-1/2} \sum_{j=1}^n E \{ \mathbf{a}(\mathbf{O}_i, \mathbf{o}_j) \mid \mathbf{o}_j \} = \mathbf{0}.$$

Hence, using the U-statistic property, the fifth term in (A.1) is of order  $o_p(1)$ . We now examine the sixth and seventh term in (A.1). From Section 2.2, we can easily obtain

$$\begin{aligned} v_{0i} &= \sum_{k=1}^n w_{ki} z_k \{ z_k - E(Z | \mathbf{x}_k) \} = E \{ \text{var}(Z | \mathbf{X}) | \boldsymbol{\beta}^\top \mathbf{x}_i \} + o_p(1), \\ v_{1i} &= \sum_{k=1}^n w_{ki} z_k \{ z_k - E(Z | \mathbf{x}_k) \} \boldsymbol{\beta}^\top (\mathbf{x}_k - \mathbf{x}_i) = h^2 C_2 \frac{\partial [E \{ \text{var}(Z | \mathbf{X}) | \boldsymbol{\beta}^\top \mathbf{x}_i \} f_1(\boldsymbol{\beta}^\top \mathbf{x}_i)]}{f_1(\boldsymbol{\beta}^\top \mathbf{x}_i) \partial(\boldsymbol{\beta}^\top \mathbf{x}_i)} + o_p(1), \\ v_{2i} &= \sum_{k=1}^n w_{ki} z_k \{ z_k - E(Z | \mathbf{x}_k) \} \{ \boldsymbol{\beta}^\top (\mathbf{x}_k - \mathbf{x}_i) \}^2 = h^2 C_2 E \{ \text{var}(Z | \mathbf{X}) | \boldsymbol{\beta}^\top \mathbf{x}_i \} + o_p(1). \end{aligned}$$

Similarly, we can obtain

$$\begin{aligned} & \sum_{j=1}^n w_{ji} \{ y_j - f^*(\mathbf{x}_j) \} \{ z_j - E(Z | \mathbf{x}_j) \} \boldsymbol{\beta}^\top (\mathbf{x}_j - \mathbf{x}_i) \\ &= h^2 C_2 \frac{\partial [E \{ \text{var}(Z | \mathbf{X}) | \boldsymbol{\beta}^\top \mathbf{x}_i \} g(\boldsymbol{\beta}^\top \mathbf{x}_i) f_1(\boldsymbol{\beta}^\top \mathbf{x}_i)]}{f_1(\boldsymbol{\beta}^\top \mathbf{x}_i) \partial(\boldsymbol{\beta}^\top \mathbf{x}_i)} + o_p(1) \\ &= h^2 C_2 \frac{\partial [E \{ \text{var}(Z | \mathbf{X}) | \boldsymbol{\beta}^\top \mathbf{x}_i \} f_1(\boldsymbol{\beta}^\top \mathbf{x}_i)]}{f_1(\boldsymbol{\beta}^\top \mathbf{x}_i) \partial(\boldsymbol{\beta}^\top \mathbf{x}_i)} g(\boldsymbol{\beta}^\top \mathbf{x}_i) \\ &\quad + h^2 C_2 E \{ \text{var}(Z | \mathbf{X}) | \boldsymbol{\beta}^\top \mathbf{x}_i \} g_1(\boldsymbol{\beta}^\top \mathbf{x}_i) + o_p(1), \end{aligned}$$

and

$$\sum_{j=1}^n w_{ji} \{y_j - f^*(\mathbf{x}_j)\} \{z_j - E(Z | \mathbf{x}_j)\} = E\{\text{var}(Z | \mathbf{X}) | \boldsymbol{\beta}^T \mathbf{x}_i\} g(\boldsymbol{\beta}^T \mathbf{x}_i) + o_p(1).$$

Combining the above results, we obtain

$$\begin{aligned} \widehat{\alpha}_c(\boldsymbol{\beta}, i) &= \frac{\sum_{j=1}^n w_{ji} \{y_j - f^*(\mathbf{x}_j)\} \{z_j - E(Z | \mathbf{x}_j)\} \{v_{2i} - v_{1i} \boldsymbol{\beta}^T (\mathbf{x}_j - \mathbf{x}_i)\}}{v_{0i} v_{2i} - v_{1i}^2} \\ &= g(\boldsymbol{\beta}^T \mathbf{x}_i) + o_p(1) \\ \widehat{\alpha}_1(\boldsymbol{\beta}, i) &= \frac{\sum_{j=1}^n w_{ji} \{y_j - f^*(\mathbf{x}_j)\} \{z_j - E(Z | \mathbf{x}_j)\} \{v_{0i} \boldsymbol{\beta}^T (\mathbf{x}_j - \mathbf{x}_i) - v_{1i}\}}{v_{0i} v_{2i} - v_{1i}^2} \\ &= g_1(\boldsymbol{\beta}^T \mathbf{x}_i) + o_p(1). \end{aligned}$$

Combining with the definition of  $\mathbf{u}(\boldsymbol{\beta}^T \mathbf{x}_i)$ , these results directly lead to the conclusion that the sixth and seventh terms in (A.1) are of order  $o_p(1)$  as well. Therefore, we have obtained

$$\begin{aligned} \mathbf{0} &= n^{-1/2} \sum_{i=1}^n \{y_i - f^*(\mathbf{x}_i) - z_i g(\boldsymbol{\beta}^T \mathbf{x}_i)\} \{z_i - E(Z | \mathbf{x}_i)\} g_1(\boldsymbol{\beta}^T \mathbf{x}_i) \{\mathbf{x}_{Li} - \mathbf{u}(\boldsymbol{\beta}^T \mathbf{x}_i)\} \\ &\quad - \mathbf{A} \sqrt{n} (\widehat{\boldsymbol{\beta}}_L - \boldsymbol{\beta}_L) + o_p(1). \end{aligned}$$

It is easy to check that

$$\mathbf{B} = \text{var}\{Y_i - f^*(\mathbf{X}_i) - Z_i g(\boldsymbol{\beta}^T \mathbf{X}_i)\} \{Z_i - E(Z | \mathbf{X}_i)\} g_1(\boldsymbol{\beta}^T \mathbf{X}_i) \{\mathbf{X}_{Li} - \mathbf{u}(\boldsymbol{\beta}^T \mathbf{X}_i)\},$$

and when  $f^*(\cdot) = f(\cdot)$ , this is the variance of the efficient score function, hence we have proved Theorem 1.

## A.5 Proof of Theorem 2

We decompose the estimating equation as

$$\begin{aligned} \mathbf{0} &= n^{-1/2} \sum_{i=1}^n \{y_i - f^*(\mathbf{x}_i) - z_i g^*(\widehat{\boldsymbol{\beta}}^T \mathbf{x}_i)\} \{z_i - E(Z | \mathbf{x}_i)\} h^*(\widehat{\boldsymbol{\beta}}^T \mathbf{x}_i) \{\mathbf{x}_{Li} - \widehat{\mathbf{u}}(\widehat{\boldsymbol{\beta}}^T \mathbf{x}_i)\} \\ &= n^{-1/2} \sum_{i=1}^n \{y_i - f^*(\mathbf{x}_i) - z_i g^*(\boldsymbol{\beta}^T \mathbf{x}_i)\} \{z_i - E(Z | \mathbf{x}_i)\} h^*(\boldsymbol{\beta}^T \mathbf{x}_i) \{\mathbf{x}_{Li} - \widehat{\mathbf{u}}(\boldsymbol{\beta}^T \mathbf{x}_i)\} \\ &\quad + n^{-1} \sum_{i=1}^n \left[ \frac{\partial \{y_i - f^*(\mathbf{x}_i) - z_i g^*(\boldsymbol{\beta}^T \mathbf{x}_i)\} \{z_i - E(Z | \mathbf{x}_i)\} h^*(\boldsymbol{\beta}^T \mathbf{x}_i) \{\mathbf{x}_{Li} - \widehat{\mathbf{u}}(\boldsymbol{\beta}^T \mathbf{x}_i)\}}{\partial \boldsymbol{\beta}_L} + o_p(1) \right] \\ &\quad \times \sqrt{n} (\widehat{\boldsymbol{\beta}}_L - \boldsymbol{\beta}_L). \end{aligned}$$

It is easy to obtain that

$$\begin{aligned}
& n^{-1} \sum_{i=1}^n \frac{\partial \{y_i - f^*(\mathbf{x}_i) - z_i g^*(\boldsymbol{\beta}^\top \mathbf{x}_i)\} \{z_i - E(Z | \mathbf{x}_i)\} h^*(\boldsymbol{\beta}^\top \mathbf{x}_i) \{\mathbf{x}_{Li} - \widehat{\mathbf{u}}(\boldsymbol{\beta}^\top \mathbf{x}_i)\}}{\partial \boldsymbol{\beta}_L} + o_p(1) \\
&= E \left[ \frac{\partial \{Y - f^*(\mathbf{X}) - Z g^*(\boldsymbol{\beta}^\top \mathbf{X})\} \{Z - E(Z | \mathbf{X})\} h^*(\boldsymbol{\beta}^\top \mathbf{X}) \{\mathbf{X}_L - \mathbf{u}(\boldsymbol{\beta}^\top \mathbf{X})\}}{\partial \boldsymbol{\beta}_L^\top} \right] + o_p(1) \\
&= E \left[ -Z \{Z - E(Z | \mathbf{X})\} h^*(\boldsymbol{\beta}^\top \mathbf{X}) g_1^*(\boldsymbol{\beta}^\top \mathbf{X}) \{\mathbf{X}_L - \mathbf{u}(\boldsymbol{\beta}^\top \mathbf{X})\} \mathbf{X}_L^\top \right] \\
&\quad + E \left[ \{\epsilon + f(\mathbf{X}) - f^*(\mathbf{X})\} \{Z - E(Z | \mathbf{X})\} \frac{\partial h^*(\boldsymbol{\beta}^\top \mathbf{X}) \{\mathbf{X}_L - \mathbf{u}(\boldsymbol{\beta}^\top \mathbf{X})\}}{\partial \boldsymbol{\beta}_L^\top} \right] \\
&\quad + E \left[ Z \{g(\boldsymbol{\beta}^\top \mathbf{X}) - g^*(\boldsymbol{\beta}^\top \mathbf{X})\} \{Z - E(Z | \mathbf{X})\} \frac{\partial h^*(\boldsymbol{\beta}^\top \mathbf{X}) \{\mathbf{X}_L - \mathbf{u}(\boldsymbol{\beta}^\top \mathbf{X})\}}{\partial \boldsymbol{\beta}_L^\top} \right] + o_p(1) \\
&= E \left[ -\text{var}(Z | \mathbf{X}) h^*(\boldsymbol{\beta}^\top \mathbf{X}) g_1^*(\boldsymbol{\beta}^\top \mathbf{X}) \{\mathbf{X}_L - \mathbf{u}(\boldsymbol{\beta}^\top \mathbf{X})\} \mathbf{X}_L^\top \right] \\
&\quad + E \left[ \text{var}(Z | \mathbf{X}) \{g(\boldsymbol{\beta}^\top \mathbf{X}) - g^*(\boldsymbol{\beta}^\top \mathbf{X})\} \frac{\partial h^*(\boldsymbol{\beta}^\top \mathbf{X}) \{\mathbf{X}_L - \mathbf{u}(\boldsymbol{\beta}^\top \mathbf{X})\}}{\partial \boldsymbol{\beta}_L^\top} \right] + o_p(1) \\
&= -\mathbf{A} + o_p(1).
\end{aligned}$$

Using the form of  $\widehat{\mathbf{u}}(\cdot)$  in (3), we write

$$\begin{aligned}
& n^{-1/2} \sum_{i=1}^n \{y_i - f^*(\mathbf{x}_i) - z_i g^*(\boldsymbol{\beta}^\top \mathbf{x}_i)\} \{z_i - E(Z | \mathbf{x}_i)\} h^*(\boldsymbol{\beta}^\top \mathbf{x}_i) \{\mathbf{x}_{Li} - \widehat{\mathbf{u}}(\boldsymbol{\beta}^\top \mathbf{x}_i)\} \\
&= n^{-1/2} \sum_{i=1}^n \{y_i - f^*(\mathbf{x}_i) - z_i g^*(\boldsymbol{\beta}^\top \mathbf{x}_i)\} \{z_i - E(Z | \mathbf{x}_i)\} h^*(\boldsymbol{\beta}^\top \mathbf{x}_i) \{\mathbf{x}_{Li} - \mathbf{u}(\boldsymbol{\beta}^\top \mathbf{x}_i)\} \\
&\quad n^{-1/2} \sum_{i=1}^n \left[ \frac{E \{ \text{var}(Z | \mathbf{X}) \mathbf{X}_L | \boldsymbol{\beta}^\top \mathbf{x}_i \}}{E \{ \text{var}(Z | \mathbf{X}) | \boldsymbol{\beta}^\top \mathbf{x}_i \}} - \frac{\sum_{j=1}^n w_{ji} \text{var}(Z | \mathbf{x}_j) \mathbf{x}_{Lj}}{\sum_{j=1}^n w_{ji} \text{var}(Z | \mathbf{x}_j)} \right] \\
&= n^{-1/2} \sum_{i=1}^n \{y_i - f^*(\mathbf{x}_i) - z_i g^*(\boldsymbol{\beta}^\top \mathbf{x}_i)\} \{z_i - E(Z | \mathbf{x}_i)\} h^*(\boldsymbol{\beta}^\top \mathbf{x}_i) \{\mathbf{x}_{Li} - \mathbf{u}(\boldsymbol{\beta}^\top \mathbf{x}_i)\} \\
&\quad - n^{-1/2} \sum_{i=1}^n \frac{1}{E \{ \text{var}(Z | \mathbf{X}) | \boldsymbol{\beta}^\top \mathbf{x}_i \}} \left[ \sum_{j=1}^n w_{ji} \text{var}(Z | \mathbf{x}_j) \mathbf{x}_{Lj} - E \{ \text{var}(Z | \mathbf{X}) \mathbf{X}_L | \boldsymbol{\beta}^\top \mathbf{x}_i \} \right] \\
&\quad + n^{-1/2} \sum_{i=1}^n \frac{\mathbf{u}(\boldsymbol{\beta}^\top \mathbf{x}_i)}{E \{ \text{var}(Z | \mathbf{X}) | \boldsymbol{\beta}^\top \mathbf{x}_i \}} \left[ \sum_{j=1}^n w_{ji} \text{var}(Z | \mathbf{x}_j) - E \{ \text{var}(Z | \mathbf{X}) | \boldsymbol{\beta}^\top \mathbf{x}_i \} \right] + o_p(1) \\
&= n^{-1/2} \sum_{i=1}^n \{y_i - f^*(\mathbf{x}_i) - z_i g^*(\boldsymbol{\beta}^\top \mathbf{x}_i)\} \{z_i - E(Z | \mathbf{x}_i)\} h^*(\boldsymbol{\beta}^\top \mathbf{x}_i) \{\mathbf{x}_{Li} - \mathbf{u}(\boldsymbol{\beta}^\top \mathbf{x}_i)\} \\
&\quad - n^{-3/2} \sum_{i=1}^n \sum_{j=1}^n \frac{K_h \{ \boldsymbol{\beta}^\top (\mathbf{x}_j - \mathbf{x}_i) \}}{E \{ \text{var}(Z | \mathbf{X}) | \boldsymbol{\beta}^\top \mathbf{x}_i \} f_1(\boldsymbol{\beta}^\top \mathbf{x}_i)} \left[ \text{var}(Z | \mathbf{x}_j) \mathbf{x}_{Lj} - E \{ \text{var}(Z | \mathbf{X}) \mathbf{X}_L | \boldsymbol{\beta}^\top \mathbf{x}_i \} \right] \\
&\quad + n^{-3/2} \sum_{i=1}^n \sum_{j=1}^n \frac{\mathbf{u}(\boldsymbol{\beta}^\top \mathbf{x}_i) K_h \{ \boldsymbol{\beta}^\top (\mathbf{x}_j - \mathbf{x}_i) \}}{E \{ \text{var}(Z | \mathbf{X}) | \boldsymbol{\beta}^\top \mathbf{x}_i \} f_1(\boldsymbol{\beta}^\top \mathbf{x}_i)} \left[ \text{var}(Z | \mathbf{x}_j) - E \{ \text{var}(Z | \mathbf{X}) | \boldsymbol{\beta}^\top \mathbf{x}_i \} \right] + o_p(1).
\end{aligned}$$

Denote the summand in the last equation  $\mathbf{a}(\mathbf{o}_i, \mathbf{o}_j)$ . Taking expectation of  $\mathbf{a}(\mathbf{o}_i, \mathbf{o}_j)$  conditional on the  $i$ th observation, we have

$$E\{\mathbf{a}(\mathbf{o}_i, \mathbf{O}_j) \mid \mathbf{o}_i\} = \{y_i - f^*(\mathbf{x}_i) - z_i g^*(\boldsymbol{\beta}^\top \mathbf{x}_i)\} \{z_i - E(Z \mid \mathbf{x}_i)\} h^*(\boldsymbol{\beta}^\top \mathbf{x}_i) \{\mathbf{x}_{Li} - \mathbf{u}(\boldsymbol{\beta}^\top \mathbf{x}_i)\}.$$

Taking expectation of  $\mathbf{a}(\mathbf{o}_i, \mathbf{o}_j)$  conditional on the  $j$ th observation, we have

$$\begin{aligned} & E\{\mathbf{a}(\mathbf{O}_i, \mathbf{o}_j) \mid \mathbf{o}_j\} \\ &= -\frac{\text{var}(Z \mid \mathbf{x}_j) \mathbf{x}_{Lj} - E\{\text{var}(Z \mid \mathbf{X}) \mathbf{X}_L \mid \boldsymbol{\beta}^\top \mathbf{x}_j\}}{E\{\text{var}(Z \mid \mathbf{X}) \mid \boldsymbol{\beta}^\top \mathbf{x}_j\}} + \mathbf{u}(\boldsymbol{\beta}^\top \mathbf{x}_j) \left[ \frac{\text{var}(Z \mid \mathbf{x}_j)}{E\{\text{var}(Z \mid \mathbf{X}) \mid \boldsymbol{\beta}^\top \mathbf{x}_j\}} - 1 \right] \\ &= \frac{\text{var}(Z \mid \mathbf{x}_j) \{\mathbf{u}(\boldsymbol{\beta}^\top \mathbf{x}_j) - \mathbf{x}_{Lj}\}}{E\{\text{var}(Z \mid \mathbf{X}) \mid \boldsymbol{\beta}^\top \mathbf{x}_j\}}. \end{aligned}$$

Obviously,  $E\{\mathbf{a}(\mathbf{O}_i, \mathbf{O}_j)\} = \mathbf{0}$ . Thus, using the U-statistic property, we obtain

$$\begin{aligned} & n^{-1/2} \sum_{i=1}^n \{y_i - f^*(\mathbf{x}_i) - z_i g^*(\boldsymbol{\beta}^\top \mathbf{x}_i)\} \{z_i - E(Z \mid \mathbf{x}_i)\} h^*(\boldsymbol{\beta}^\top \mathbf{x}_i) \{\mathbf{x}_{Li} - \hat{\mathbf{u}}(\boldsymbol{\beta}^\top \mathbf{x}_i)\} \\ &= n^{-1/2} \sum_{i=1}^n \{y_i - f^*(\mathbf{x}_i) - z_i g^*(\boldsymbol{\beta}^\top \mathbf{x}_i)\} \{z_i - E(Z \mid \mathbf{x}_i)\} h^*(\boldsymbol{\beta}^\top \mathbf{x}_i) \{\mathbf{x}_{Li} - \mathbf{u}(\boldsymbol{\beta}^\top \mathbf{x}_i)\} \\ &\quad + n^{-1/2} \sum_{i=1}^n \frac{\text{var}(Z \mid \mathbf{x}_i) \{\mathbf{u}(\boldsymbol{\beta}^\top \mathbf{x}_i) - \mathbf{x}_{Li}\}}{E\{\text{var}(Z \mid \mathbf{X}) \mid \boldsymbol{\beta}^\top \mathbf{x}_i\}} + o_p(1) \\ &= n^{-1/2} \sum_{i=1}^n \epsilon_i \{z_i - E(Z \mid \mathbf{x}_i)\} h^*(\boldsymbol{\beta}^\top \mathbf{x}_i) \{\mathbf{x}_{Li} - \mathbf{u}(\boldsymbol{\beta}^\top \mathbf{x}_i)\} \\ &\quad + n^{-1/2} \sum_{i=1}^n \{f(\mathbf{x}_i) - f^*(\mathbf{x}_i)\} \{z_i - E(Z \mid \mathbf{x}_i)\} h^*(\boldsymbol{\beta}^\top \mathbf{x}_i) \{\mathbf{x}_{Li} - \mathbf{u}(\boldsymbol{\beta}^\top \mathbf{x}_i)\} \\ &\quad + n^{-1/2} \sum_{i=1}^n z_i \{g(\boldsymbol{\beta}^\top \mathbf{x}_i) - g^*(\boldsymbol{\beta}^\top \mathbf{x}_i)\} \{z_i - E(Z \mid \mathbf{x}_i)\} h^*(\boldsymbol{\beta}^\top \mathbf{x}_i) \{\mathbf{x}_{Li} - \mathbf{u}(\boldsymbol{\beta}^\top \mathbf{x}_i)\} \\ &\quad + n^{-1/2} \sum_{i=1}^n \frac{\text{var}(Z \mid \mathbf{x}_i) \{\mathbf{u}(\boldsymbol{\beta}^\top \mathbf{x}_i) - \mathbf{x}_{Li}\}}{E\{\text{var}(Z \mid \mathbf{X}) \mid \boldsymbol{\beta}^\top \mathbf{x}_i\}} + o_p(1). \end{aligned}$$

From central limit theorem, the above expression converges to a normal distribution with mean zero and variance given in (8).

## A.6 Proof of Theorem 3

We decompose the estimating equation as

$$\begin{aligned}
\mathbf{0} &= n^{-1/2} \sum_{i=1}^n \{y_i - f^*(\mathbf{x}_i) - z_i \widehat{\alpha}_c(\widehat{\boldsymbol{\beta}}, i)\} \{z_i - E(Z | \mathbf{x}_i)\} \widehat{\alpha}_1(\widehat{\boldsymbol{\beta}}, i) \{\mathbf{x}_{Li} - \mathbf{u}^*(\widehat{\boldsymbol{\beta}}^\top \mathbf{x}_i)\} \\
&= n^{-1/2} \sum_{i=1}^n \{y_i - f^*(\mathbf{x}_i) - z_i \widehat{\alpha}_c(\boldsymbol{\beta}, i)\} \{z_i - E(Z | \mathbf{x}_i)\} \widehat{\alpha}_1(\boldsymbol{\beta}, i) \{\mathbf{x}_{Li} - \mathbf{u}^*(\boldsymbol{\beta}^\top \mathbf{x}_i)\} \\
&\quad + \left[ n^{-1} \sum_{i=1}^n \{y_i - f^*(\mathbf{x}_i) - z_i \widehat{\alpha}_c(\boldsymbol{\beta}, i)\} \{z_i - E(Z | \mathbf{x}_i)\} \widehat{\alpha}_1(\boldsymbol{\beta}, i) \{\mathbf{x}_{Li} - \mathbf{u}^*(\boldsymbol{\beta}^\top \mathbf{x}_i)\} + o_p(1) \right] \\
&\quad \times \sqrt{n}(\widehat{\boldsymbol{\beta}}_L - \boldsymbol{\beta}_L).
\end{aligned}$$

It is easy to see that

$$\begin{aligned}
&n^{-1} \sum_{i=1}^n \{y_i - f^*(\mathbf{x}_i) - z_i \widehat{\alpha}_c(\boldsymbol{\beta}, i)\} \{z_i - E(Z | \mathbf{x}_i)\} \widehat{\alpha}_1(\boldsymbol{\beta}, i) \{\mathbf{x}_{Li} - \mathbf{u}^*(\boldsymbol{\beta}^\top \mathbf{x}_i)\} + o_p(1) \\
&= E \left[ \frac{\partial \{Y - f^*(\mathbf{X}) - Zg(\boldsymbol{\beta}^\top \mathbf{X})\} \{Z - E(Z | \mathbf{X})\} g_1(\boldsymbol{\beta}^\top \mathbf{X}) \{\mathbf{X}_L - \mathbf{u}^*(\boldsymbol{\beta}^\top \mathbf{X})\}}{\partial \boldsymbol{\beta}_L^\top} \right] + o_p(1) \\
&= E \left[ -Zg_1^2(\boldsymbol{\beta}^\top \mathbf{X}) \{Z - E(Z | \mathbf{X})\} \{\mathbf{X}_L - \mathbf{u}^*(\boldsymbol{\beta}^\top \mathbf{X})\} \mathbf{X}_L^\top \right] \\
&\quad + E \left[ \{Y - f^*(\mathbf{X}) - Zg(\boldsymbol{\beta}^\top \mathbf{X})\} \{Z - E(Z | \mathbf{X})\} \frac{\partial g_1(\boldsymbol{\beta}^\top \mathbf{X}) \{\mathbf{X}_L - \mathbf{u}^*(\boldsymbol{\beta}^\top \mathbf{X})\}}{\partial \boldsymbol{\beta}_L^\top} \right] + o_p(1) \\
&= E \left[ -\text{var}(Z | \mathbf{X}) g_1^2(\boldsymbol{\beta}^\top \mathbf{X}) \{\mathbf{X}_L - \mathbf{u}^*(\boldsymbol{\beta}^\top \mathbf{X})\} \mathbf{X}_L^\top \right] + o_p(1) \\
&= -\mathbf{A} + o_p(1).
\end{aligned}$$

In addition,

$$\begin{aligned}
&n^{-1/2} \sum_{i=1}^n \{y_i - f^*(\mathbf{x}_i) - z_i \widehat{\alpha}_c(\boldsymbol{\beta}, i)\} \{z_i - E(Z | \mathbf{x}_i)\} \widehat{\alpha}_1(\boldsymbol{\beta}, i) \{\mathbf{x}_{Li} - \mathbf{u}^*(\boldsymbol{\beta}^\top \mathbf{x}_i)\} \\
&= n^{-1/2} \sum_{i=1}^n \{z_i g(\boldsymbol{\beta}^\top \mathbf{x}_i) - z_i \widehat{\alpha}_c(\boldsymbol{\beta}, i)\} \{z_i - E(Z | \mathbf{x}_i)\} \{\widehat{\alpha}_1(\boldsymbol{\beta}, i) - g_1(\boldsymbol{\beta}^\top \mathbf{x}_i)\} \{\mathbf{x}_{Li} - \mathbf{u}^*(\boldsymbol{\beta}^\top \mathbf{x}_i)\} \\
&\quad + n^{-1/2} \sum_{i=1}^n \{y_i - f^*(\mathbf{x}_i) - z_i g(\boldsymbol{\beta}^\top \mathbf{x}_i)\} \{z_i - E(Z | \mathbf{x}_i)\} \{\widehat{\alpha}_1(\boldsymbol{\beta}, i) - g_1(\boldsymbol{\beta}^\top \mathbf{x}_i)\} \{\mathbf{x}_{Li} - \mathbf{u}^*(\boldsymbol{\beta}^\top \mathbf{x}_i)\} \\
&\quad - n^{-1/2} \sum_{i=1}^n \{z_i \widehat{\alpha}_c(\boldsymbol{\beta}, i) - z_i g(\boldsymbol{\beta}^\top \mathbf{x}_i)\} \{z_i - E(Z | \mathbf{x}_i)\} g_1(\boldsymbol{\beta}^\top \mathbf{x}_i) \{\mathbf{x}_{Li} - \mathbf{u}^*(\boldsymbol{\beta}^\top \mathbf{x}_i)\} \\
&\quad + n^{-1/2} \sum_{i=1}^n \{y_i - f^*(\mathbf{x}_i) - z_i g(\boldsymbol{\beta}^\top \mathbf{x}_i)\} \{z_i - E(Z | \mathbf{x}_i)\} g_1(\boldsymbol{\beta}^\top \mathbf{x}_i) \{\mathbf{x}_{Li} - \mathbf{u}^*(\boldsymbol{\beta}^\top \mathbf{x}_i)\}. \tag{A.2}
\end{aligned}$$

The first term in (A.2) is of order  $o_p(1)$  under condition C5. Following the same derivation of the sixth term in the proof of Theorem 1, the second term in (A.2) is of order  $o_p(1)$  as

well. The third term in (A.2) can be written as

$$\begin{aligned}
& n^{-1/2} \sum_{i=1}^n \left[ \frac{\sum_{j=1}^n w_{ji} \{y_j - f^*(\mathbf{x}_j)\} \{z_j - E(Z | \mathbf{x}_j)\} \{v_{2i} - v_{1i} \boldsymbol{\beta}^T (\mathbf{x}_j - \mathbf{x}_i)\}}{v_{0i} v_{2i} - v_{1i}^2} - g(\boldsymbol{\beta}^T \mathbf{x}_i) \right] \\
& \times z_i \{z_i - E(Z | \mathbf{x}_i)\} g_1(\boldsymbol{\beta}^T \mathbf{x}_i) \{\mathbf{x}_{Li} - \mathbf{u}^*(\boldsymbol{\beta}^T \mathbf{x}_i)\} \\
= & n^{-1/2} \sum_{i=1}^n \sum_{j=1}^n w_{ji} \{y_j - f^*(\mathbf{x}_j) - g(\boldsymbol{\beta}^T \mathbf{x}_i) z_j\} \{z_j - E(Z | \mathbf{x}_j)\} \\
& \times \frac{z_i \{z_i - E(Z | \mathbf{x}_i)\} g_1(\boldsymbol{\beta}^T \mathbf{x}_i) \{\mathbf{x}_{Li} - \mathbf{u}^*(\boldsymbol{\beta}^T \mathbf{x}_i)\}}{E\{\text{var}(Z | \mathbf{X}) | \boldsymbol{\beta}^T \mathbf{x}_i\}} \\
& - n^{-1/2} \sum_{i=1}^n \sum_{j=1}^n w_{ji} \{y_j - f^*(\mathbf{x}_j) - g(\boldsymbol{\beta}^T \mathbf{x}_i) z_j\} \{z_j - E(Z | \mathbf{x}_j)\} \boldsymbol{\beta}^T (\mathbf{x}_j - \mathbf{x}_i) \\
& \times \frac{\partial [E\{\text{var}(Z | \mathbf{X}) | \boldsymbol{\beta}^T \mathbf{x}_i\} f_1(\boldsymbol{\beta}^T \mathbf{x}_i)]}{f_1(\boldsymbol{\beta}^T \mathbf{x}_i) [E\{\text{var}(Z | \mathbf{X}) | \boldsymbol{\beta}^T \mathbf{x}_i\}]^2 \partial(\boldsymbol{\beta}^T \mathbf{x}_i)} \\
& \times z_i \{z_i - E(Z | \mathbf{x}_i)\} g_1(\boldsymbol{\beta}^T \mathbf{x}_i) \{\mathbf{x}_{Li} - \mathbf{u}^*(\boldsymbol{\beta}^T \mathbf{x}_i)\} + o_p(1) \\
= & n^{-3/2} \sum_{i=1}^n \sum_{j=1}^n K_h(\boldsymbol{\beta}^T \mathbf{x}_i - \boldsymbol{\beta}^T \mathbf{x}_j) \{y_j - f^*(\mathbf{x}_j) - g(\boldsymbol{\beta}^T \mathbf{x}_i) z_j\} \{z_j - E(Z | \mathbf{x}_j)\} \\
& \times \frac{z_i \{z_i - E(Z | \mathbf{x}_i)\} g_1(\boldsymbol{\beta}^T \mathbf{x}_i) \{\mathbf{x}_{Li} - \mathbf{u}^*(\boldsymbol{\beta}^T \mathbf{x}_i)\}}{f_1(\boldsymbol{\beta}^T \mathbf{x}_i) E\{\text{var}(Z | \mathbf{X}) | \boldsymbol{\beta}^T \mathbf{x}_i\}} \\
& - n^{-3/2} \sum_{i=1}^n \sum_{j=1}^n K_h(\boldsymbol{\beta}^T \mathbf{x}_i - \boldsymbol{\beta}^T \mathbf{x}_j) \{y_j - f^*(\mathbf{x}_j) - g(\boldsymbol{\beta}^T \mathbf{x}_i) z_j\} \{z_j - E(Z | \mathbf{x}_j)\} \\
& \times \boldsymbol{\beta}^T (\mathbf{x}_j - \mathbf{x}_i) \frac{\partial [E\{\text{var}(Z | \mathbf{X}) | \boldsymbol{\beta}^T \mathbf{x}_i\} f_1(\boldsymbol{\beta}^T \mathbf{x}_i)]}{f_1^2(\boldsymbol{\beta}^T \mathbf{x}_i) [E\{\text{var}(Z | \mathbf{X}) | \boldsymbol{\beta}^T \mathbf{x}_i\}]^2 \partial(\boldsymbol{\beta}^T \mathbf{x}_i)} \\
& \times z_i \{z_i - E(Z | \mathbf{x}_i)\} g_1(\boldsymbol{\beta}^T \mathbf{x}_i) \{\mathbf{x}_{Li} - \mathbf{u}^*(\boldsymbol{\beta}^T \mathbf{x}_i)\} + o_p(1). \tag{A.3}
\end{aligned}$$

We first handle the first term in (A.3). Denote the summand  $\mathbf{a}(\mathbf{o}_i, \mathbf{o}_j)$ . Taking expectation of  $\mathbf{a}(\mathbf{o}_i, \mathbf{o}_j)$  conditional on the  $i$ th observation, we have

$$E\{\mathbf{a}(\mathbf{o}_i, \mathbf{O}_j) | \mathbf{o}_i\} = \mathbf{0}.$$

Taking expectation of  $\mathbf{a}(\mathbf{o}_i, \mathbf{o}_j)$  conditional on the  $j$ th observation, we have

$$\begin{aligned}
& E\{\mathbf{a}(\mathbf{O}_i, \mathbf{o}_j) | \mathbf{o}_j\} \\
= & E \left[ K_h(\boldsymbol{\beta}^T \mathbf{x}_i - \boldsymbol{\beta}^T \mathbf{x}_j) \{y_j - f^*(\mathbf{x}_j) - g(\boldsymbol{\beta}^T \mathbf{x}_i) z_j\} \frac{g_1(\boldsymbol{\beta}^T \mathbf{x}_i) \{\mathbf{u}(\boldsymbol{\beta}^T \mathbf{x}_i) - \mathbf{u}^*(\boldsymbol{\beta}^T \mathbf{x}_i)\}}{f_1(\boldsymbol{\beta}^T \mathbf{x}_i)} \mid \mathbf{o}_j \right] \\
& \times \{z_j - E(Z | \mathbf{x}_j)\} \\
= & \{y_j - f^*(\mathbf{x}_j) - g(\boldsymbol{\beta}^T \mathbf{x}_j) z_j\} g_1(\boldsymbol{\beta}^T \mathbf{x}_j) \{z_j - E(Z | \mathbf{x}_j)\} \{\mathbf{u}(\boldsymbol{\beta}^T \mathbf{x}_j) - \mathbf{u}^*(\boldsymbol{\beta}^T \mathbf{x}_j)\}.
\end{aligned}$$

Thus we obtain the final expansion

$$\begin{aligned}
& n^{-1/2} \sum_{i=1}^n \{y_i - f^*(\mathbf{x}_i) - z_i \hat{\alpha}_c(\boldsymbol{\beta}, i)\} \{z_i - E(Z | \mathbf{x}_i)\} \hat{\alpha}_1(\boldsymbol{\beta}, i) \{\mathbf{x}_{Li} - \mathbf{u}^*(\boldsymbol{\beta}^\top \mathbf{x}_i)\} \\
= & -n^{-1/2} \sum_{i=1}^n \{y_i - f^*(\mathbf{x}_i) - g(\boldsymbol{\beta}^\top \mathbf{x}_i) z_i\} g_1(\boldsymbol{\beta}^\top \mathbf{x}_i) \{z_i - E(Z | \mathbf{x}_i)\} \{\mathbf{u}(\boldsymbol{\beta}^\top \mathbf{x}_i) - \mathbf{u}^*(\boldsymbol{\beta}^\top \mathbf{x}_i)\} \\
& + n^{-1/2} \sum_{i=1}^n \{y_i - f^*(\mathbf{x}_i) - z_i g(\boldsymbol{\beta}^\top \mathbf{x}_i)\} \{z_i - E(Z | \mathbf{x}_i)\} g_1(\boldsymbol{\beta}^\top \mathbf{x}_i) \{\mathbf{x}_{Li} - \mathbf{u}^*(\boldsymbol{\beta}^\top \mathbf{x}_i)\} + o_p(1) \\
= & n^{-1/2} \sum_{i=1}^n \{y_i - f^*(\mathbf{x}_i) - z_i g(\boldsymbol{\beta}^\top \mathbf{x}_i)\} \{z_i - E(Z | \mathbf{x}_i)\} g_1(\boldsymbol{\beta}^\top \mathbf{x}_i) \{\mathbf{x}_{Li} - \mathbf{u}(\boldsymbol{\beta}^\top \mathbf{x}_i)\} + o_p(1).
\end{aligned}$$

We now handle the second term in (A.3). Denote the summand  $\mathbf{b}(\mathbf{o}_i, \mathbf{o}_j)$ . Taking expectation of  $\mathbf{b}(\mathbf{o}_i, \mathbf{o}_j)$  conditional on the  $i$ th observation, we have

$$E\{\mathbf{b}(\mathbf{o}_i, \mathbf{O}_j) | \mathbf{o}_i\} = \mathbf{0}.$$

Taking expectation of  $\mathbf{b}(\mathbf{o}_i, \mathbf{o}_j)$  conditional on the  $j$ th observation, we have

$$E\{\mathbf{b}(\mathbf{O}_i, \mathbf{o}_j) | \mathbf{o}_j\} = \mathbf{0}$$

as well, hence the last term is of order  $o_p(1)$ . Central limit theorem then directly leads to the result, with the variance given in (9).  $\square$

## A.7 Derivation of the efficient score function $\mathbf{S}_{\text{eff}}(\mathbf{x}, z, y, \boldsymbol{\beta}, g, f, \sigma)$ for continuous $Z$ in Section 4

Taking derivative with respect to  $\eta, f, g$  and  $\sigma$  of the logarithm of (11), we obtain

$$f_{\mathbf{X}, Z, Y}(\mathbf{X}, Z, Y) = \frac{1}{\sqrt{2\pi\sigma}} \exp \left[ \frac{\{Y - f(\mathbf{X}) - \sum_{k=1}^K Z^k g_k(\boldsymbol{\beta}^\top \mathbf{X})\}^2}{-2\sigma^2} \right] \eta_1(\mathbf{X}) f_{Z|\mathbf{X}}(Z, \mathbf{X}).$$

The nuisance tangent space with respect to the various nonparametric components are respectively

$$\begin{aligned}
\Lambda_\eta &= \{\mathbf{a}(\mathbf{X}) : \forall \mathbf{a}(\mathbf{X}) \in \mathcal{R}^{p-1} \text{ s.t. } E(\mathbf{a}) = \mathbf{0}\} \\
\Lambda_f &= [\{Y - f(\mathbf{X}) - \sum_{k=1}^K Z^k g_k(\boldsymbol{\beta}^\top \mathbf{X})\} \mathbf{a}(\mathbf{X}) : \forall \mathbf{a}(\mathbf{X}) \in \mathcal{R}^{p-1}] = \{\epsilon \mathbf{a}(\mathbf{X}) : \forall \mathbf{a}(\mathbf{X}) \in \mathcal{R}^{p-1}\} \\
\Lambda_{g_k} &= [\{Y - f(\mathbf{X}) - \sum_{k=1}^K Z^k g_k(\boldsymbol{\beta}^\top \mathbf{X})\} Z^k \mathbf{a}(\boldsymbol{\beta}^\top \mathbf{X}) : \forall \mathbf{a}(\boldsymbol{\beta}^\top \mathbf{X}) \in \mathcal{R}^{p-1}] \\
&= \{\epsilon Z^k \mathbf{a}(\boldsymbol{\beta}^\top \mathbf{X}) : \forall \mathbf{a}(\boldsymbol{\beta}^\top \mathbf{X}) \in \mathcal{R}^{p-1}\} \\
\Lambda_\sigma &= \{(\epsilon^2 - \sigma^2) \mathbf{a} : \forall \mathbf{a} \in \mathcal{R}^{p-1}\},
\end{aligned}$$



where  $\epsilon = Y - f(\mathbf{X}) - \sum_{k=1}^K Z^k g_k(\boldsymbol{\beta}^T \mathbf{X})$ , and the nuisance tangent space is then  $\Lambda = \Lambda_\eta + \Lambda_f + \Lambda_{g_1} + \cdots + \Lambda_{g_K} + \Lambda_\sigma$ . It is easy to verify that  $\Lambda_\eta \perp (\Lambda_f + \Lambda_{g_1} + \cdots + \Lambda_{g_K} + \Lambda_\sigma)$  and  $\Lambda_\sigma \perp (\Lambda_f + \Lambda_{g_1} + \cdots + \Lambda_{g_K})$ . To further orthogonalize let

$$\Lambda'_{g_k} = [\{Y - f(\mathbf{X}) - \sum_{k=1}^K Z^k g_k(\boldsymbol{\beta}^T \mathbf{X})\} \{Z^k - E(Z^k | \mathbf{X})\} \mathbf{a}(\boldsymbol{\beta}^T \mathbf{X})] = \{\epsilon \{Z^k - E(Z^k | \mathbf{X})\} \mathbf{a}(\boldsymbol{\beta}^T \mathbf{X})\}.$$

It is easy to verify that  $\Lambda_f \perp \Lambda'_{g_k}$  for  $k = 1, \dots, K$ , and  $\Lambda_f + \Lambda_{g_1} + \cdots + \Lambda_{g_K} = \Lambda_f \oplus (\Lambda_{g_1} + \cdots + \Lambda_{g_K})'$ . We now further orthogonalize the  $\Lambda'_{g_k}$ 's.

Define  $\widetilde{W}_1 = Z - E(Z | \mathbf{X})$ ,  $W_1 = \widetilde{W}_1 / \text{sd}(\widetilde{W}_1 | \boldsymbol{\beta}^T \mathbf{X})$ . For  $j < k$ ,  $k = 2, \dots, K$ , let

$$\begin{aligned} C_{jk}(\boldsymbol{\beta}^T \mathbf{X}) &= E(Z^k W_j | \boldsymbol{\beta}^T \mathbf{X}) \\ \widetilde{W}_k &= Z^k - E(Z^k | \mathbf{X}) - \sum_{j=1}^{k-1} C_{jk}(\boldsymbol{\beta}^T \mathbf{X}) W_j \\ W_k &= \widetilde{W}_k / \text{sd}(\widetilde{W}_k | \boldsymbol{\beta}^T \mathbf{X}). \end{aligned}$$

We can verify that  $E(W_j W_k | \boldsymbol{\beta}^T \mathbf{X}) = I(j = k)$ . It is easy to see that the  $W_1, \dots, W_k$  is an orthonormal representation of  $Z - E(Z | \mathbf{X}), \dots, Z^k - E(Z^k | \mathbf{X})$ . Although the relation is complex, it is a linear transformation hence using matrix notation, we can write the relation as

$$\mathbf{A}(\boldsymbol{\beta}^T \mathbf{X}) \begin{pmatrix} W_1 \\ \vdots \\ W_k \end{pmatrix} = \begin{pmatrix} Z - E(Z | \mathbf{X}) \\ \vdots \\ Z^k - E(Z^k | \mathbf{X}) \end{pmatrix}.$$

Define further

$$\Lambda''_{g_k} = [\{Y - f(\mathbf{X}) - \sum_{k=1}^K Z^k g_k(\boldsymbol{\beta}^T \mathbf{X})\} W_k \mathbf{a}(\boldsymbol{\beta}^T \mathbf{X})] = \{\epsilon W_k \mathbf{a}(\boldsymbol{\beta}^T \mathbf{X})\}.$$

Then, we have  $\Lambda = \Lambda_\eta \oplus \Lambda_f \oplus \Lambda''_{g_1} \oplus \cdots \oplus \Lambda''_{g_K} \oplus \Lambda_\sigma$ . Consequently, the nuisance tangent space orthogonal complement is characterized through

$$\begin{aligned} \Lambda^\perp &= [\mathbf{h}(\mathbf{x}, z, y) \in \mathcal{R}^{p-1} : E\{\mathbf{h}(\mathbf{X}, Z, Y) | \mathbf{x}\} = \mathbf{0}, E\{\epsilon \mathbf{h}(\mathbf{X}, Z, Y) | \mathbf{x}\} = \mathbf{0}, \\ &E\{\epsilon W_k \mathbf{h}(\mathbf{X}, Z, Y) | \boldsymbol{\beta}^T \mathbf{x}\} = \mathbf{0}, \text{ for } k = 1, \dots, K, E\{(\epsilon^2 - \sigma^2) \mathbf{h}(\mathbf{X}, Z, Y)\} = \mathbf{0}] . \end{aligned}$$

We further calculate the score function to obtain

$$\mathbf{S}_\beta(\mathbf{x}, z, y, \boldsymbol{\beta}, g, f, \sigma) = \sigma^{-2} \{y - f(\mathbf{x}) - \sum_{k=1}^K z^k g_k(\boldsymbol{\beta}^T \mathbf{x})\} \left\{ \sum_{k=1}^K z^k g_{k1}(\boldsymbol{\beta}^T \mathbf{x}) \right\} \mathbf{x}_L = \sigma^{-2} \epsilon \left\{ \sum_{k=1}^K z^k g_{k1}(\boldsymbol{\beta}^T \mathbf{x}) \right\} \mathbf{x}_L,$$

where  $\mathbf{x}_L$  is the lower  $(p-1)$ -dimensional sub-vector of  $\mathbf{x}$ . We decompose the score function as

$$\begin{aligned}
& \mathbf{S}_\beta(\mathbf{x}, z, y, \boldsymbol{\beta}, g, f, \sigma) \\
&= \sigma^{-2}\epsilon \sum_{k=1}^K \{z^k - E(Z^k | \mathbf{x})\} g_{k1}(\boldsymbol{\beta}^\top \mathbf{x}) \mathbf{x}_L + \sigma^{-2}\epsilon \sum_{k=1}^K E(Z^k | \mathbf{x}) g_{k1}(\boldsymbol{\beta}^\top \mathbf{x}) \mathbf{x}_L \\
&= \sigma^{-2}\epsilon \sum_{k=1}^K \sum_{j=1}^K A_{kj}(\boldsymbol{\beta}^\top \mathbf{x}) W_j g_{k1}(\boldsymbol{\beta}^\top \mathbf{x}) \mathbf{x}_L + \sigma^{-2}\epsilon \sum_{k=1}^K E(Z^k | \mathbf{x}) g_{k1}(\boldsymbol{\beta}^\top \mathbf{x}) \mathbf{x}_L \\
&= \sigma^{-2}\epsilon \sum_{j=1}^K W_j \left\{ \sum_{k=1}^K g_{k1}(\boldsymbol{\beta}^\top \mathbf{x}) A_{kj}(\boldsymbol{\beta}^\top \mathbf{x}) \right\} \mathbf{x}_L + \sigma^{-2}\epsilon \sum_{k=1}^K E(Z^k | \mathbf{x}) g_{k1}(\boldsymbol{\beta}^\top \mathbf{x}) \mathbf{x}_L \\
&= \sigma^{-2}\epsilon \sum_{j=1}^K W_j \left\{ \sum_{k=1}^K g_{k1}(\boldsymbol{\beta}^\top \mathbf{x}) A_{kj}(\boldsymbol{\beta}^\top \mathbf{x}) \right\} \mathbf{x}_L \\
&\quad - \sigma^{-2}\epsilon \sum_{r=1}^K W_r E \left[ W_r \sum_{j=1}^K W_j \left\{ \sum_{k=1}^K g_{k1}(\boldsymbol{\beta}^\top \mathbf{x}) A_{kj}(\boldsymbol{\beta}^\top \mathbf{x}) \right\} \mathbf{x}_L \mid \boldsymbol{\beta}^\top \mathbf{x} \right] \\
&\quad + \sigma^{-2}\epsilon \sum_{r=1}^K W_r E \left[ W_r \sum_{j=1}^K W_j \left\{ \sum_{k=1}^K g_{k1}(\boldsymbol{\beta}^\top \mathbf{x}) A_{kj}(\boldsymbol{\beta}^\top \mathbf{x}) \right\} \mathbf{x}_L \mid \boldsymbol{\beta}^\top \mathbf{x} \right] \\
&\quad + \sigma^{-2}\epsilon \sum_{k=1}^K E(Z^k | \mathbf{x}) g_{k1}(\boldsymbol{\beta}^\top \mathbf{x}) \mathbf{x}_L.
\end{aligned}$$

Obviously,

$$\begin{aligned}
& \sigma^{-2}\epsilon W_r E \left[ W_r \sum_{j=1}^K W_j \left\{ \sum_{k=1}^K g_{k1}(\boldsymbol{\beta}^\top \mathbf{x}) A_{kj}(\boldsymbol{\beta}^\top \mathbf{x}) \right\} \mathbf{x}_L \mid \boldsymbol{\beta}^\top \mathbf{x} \right] \in \Lambda''_{g_r} \subset \Lambda \\
& \sigma^{-2}\epsilon \sum_{k=1}^K E(Z^k | \mathbf{x}) g_{k1}(\boldsymbol{\beta}^\top \mathbf{x}) \mathbf{x}_L \in \Lambda_f \subset \Lambda \\
& \sigma^{-2}\epsilon \sum_{j=1}^K W_j \left\{ \sum_{k=1}^K g_{k1}(\boldsymbol{\beta}^\top \mathbf{x}) A_{kj}(\boldsymbol{\beta}^\top \mathbf{x}) \right\} \mathbf{x}_L \\
& - \sigma^{-2}\epsilon \sum_{r=1}^K W_r E \left[ W_r \sum_{j=1}^K W_j \left\{ \sum_{k=1}^K g_{k1}(\boldsymbol{\beta}^\top \mathbf{x}) A_{kj}(\boldsymbol{\beta}^\top \mathbf{x}) \right\} \mathbf{x}_L \mid \boldsymbol{\beta}^\top \mathbf{x} \right] \in \Lambda^\perp,
\end{aligned}$$

hence the efficient score function is

$$\begin{aligned}
\mathbf{S}_{\text{eff}}(\mathbf{x}, z, y, \boldsymbol{\beta}, g, f, \sigma) &= \sigma^{-2} \epsilon \mathbf{x}_L \sum_{j=1}^K W_j \left\{ \sum_{k=1}^K g_{k1}(\boldsymbol{\beta}^T \mathbf{x}) A_{kj}(\boldsymbol{\beta}^T \mathbf{x}) \right\} \\
&\quad - \sigma^{-2} \epsilon \sum_{r=1}^K W_r E \left[ W_r \sum_{j=1}^K W_j \left\{ \sum_{k=1}^K g_{k1}(\boldsymbol{\beta}^T \mathbf{x}) A_{kj}(\boldsymbol{\beta}^T \mathbf{x}) \right\} \mathbf{x}_L \mid \boldsymbol{\beta}^T \mathbf{x} \right] \\
&= \sigma^{-2} \epsilon \left[ \sum_{k=1}^K g_{k1}(\boldsymbol{\beta}^T \mathbf{x}) \{Z^k - E(Z^k \mid \mathbf{X})\} \mathbf{x}_L \right. \\
&\quad \left. - \sum_{r=1}^K W_r E \left[ \mathbf{x}_L W_r \sum_{k=1}^K g_{k1}(\boldsymbol{\beta}^T \mathbf{x}) \{Z^k - E(Z^k \mid \mathbf{X})\} \mid \boldsymbol{\beta}^T \mathbf{x} \right] \right] \\
&= \sigma^{-2} \epsilon \left\{ \mathbf{u} - \sum_{r=1}^K W_r E(W_r \mathbf{U} \mid \boldsymbol{\beta}^T \mathbf{x}) \right\}.
\end{aligned}$$

□

## A.8 Derivation of the efficient score function $\mathbf{S}_{\text{eff}}(\mathbf{x}, \mathbf{z}, y, \boldsymbol{\beta}, g, f, \sigma)$ for categorical $Z$ in Section 5

Taking derivative with respect to  $\eta, f, g$  and  $\sigma$  of the logarithm of (15), we obtain

$$f_{\mathbf{x}, \mathbf{z}, Y}(\mathbf{X}, \mathbf{Z}, Y) = \frac{1}{\sqrt{2\pi}\sigma} \exp \left[ \frac{\{Y - f(\mathbf{X}) - \sum_{k=1}^K Z_k g_k(\boldsymbol{\beta}^T \mathbf{X})\}^2}{-2\sigma^2} \right] \eta_1(\mathbf{X}) f_{\mathbf{z}|\mathbf{x}}(\mathbf{Z}, \mathbf{X}).$$

The nuisance tangent space with respect to the various nonparametric components are respectively

$$\begin{aligned}
\Lambda_\eta &= \{\mathbf{a}(\mathbf{X}) : \forall \mathbf{a}(\mathbf{X}) \in \mathcal{R}^{p-1} \text{ s.t. } E(\mathbf{a}) = \mathbf{0}\} \\
\Lambda_f &= [\{Y - f(\mathbf{X}) - \sum_{k=1}^K Z_k g_k(\boldsymbol{\beta}^T \mathbf{X})\} \mathbf{a}(\mathbf{X}) : \forall \mathbf{a}(\mathbf{X}) \in \mathcal{R}^{p-1}] = \{\epsilon \mathbf{a}(\mathbf{X}) : \forall \mathbf{a}(\mathbf{X}) \in \mathcal{R}^{p-1}\} \\
\Lambda_{g_k} &= [\{Y - f(\mathbf{X}) - \sum_{k=1}^K Z_k g_k(\boldsymbol{\beta}^T \mathbf{X})\} Z_k \mathbf{a}(\boldsymbol{\beta}^T \mathbf{X}) : \forall \mathbf{a}(\boldsymbol{\beta}^T \mathbf{X}) \in \mathcal{R}^{p-1}] \\
&= \{\epsilon Z_k \mathbf{a}(\boldsymbol{\beta}^T \mathbf{X}) : \forall \mathbf{a}(\boldsymbol{\beta}^T \mathbf{X}) \in \mathcal{R}^{p-1}\} \\
\Lambda_\sigma &= \{(\epsilon^2 - \sigma^2) \mathbf{a} : \forall \mathbf{a} \in \mathcal{R}^{p-1}\},
\end{aligned}$$

where  $\epsilon = Y - f(\mathbf{X}) - \sum_{k=1}^K Z_k g_k(\boldsymbol{\beta}^T \mathbf{X})$ , and the nuisance tangent space is then  $\Lambda = \Lambda_\eta + \Lambda_f + \Lambda_{g_1} + \cdots + \Lambda_{g_K} + \Lambda_\sigma$ . It is easy to verify that  $\Lambda_\eta \perp (\Lambda_f + \Lambda_{g_1} + \cdots + \Lambda_{g_K} + \Lambda_\sigma)$  and  $\Lambda_\sigma \perp (\Lambda_f + \Lambda_{g_1} + \cdots + \Lambda_{g_K})$ . To further orthogonalize let

$$\Lambda'_{g_k} = [\{Y - f(\mathbf{X}) - \sum_{k=1}^K Z_k g_k(\boldsymbol{\beta}^T \mathbf{X})\} \{Z_k - E(Z_k \mid \mathbf{X})\} \mathbf{a}(\boldsymbol{\beta}^T \mathbf{X})] = \{\epsilon \{Z_k - E(Z_k \mid \mathbf{X})\} \mathbf{a}(\boldsymbol{\beta}^T \mathbf{X})\}.$$

It is easy to verify that  $\Lambda_f \perp \Lambda'_{g_k}$  for  $k = 1, \dots, K$ , and  $\Lambda_f + \Lambda_{g_1} + \dots + \Lambda_{g_K} = \Lambda_f \oplus (\Lambda_{g_1} + \dots + \Lambda_{g_K})'$ . We now further orthogonalize the  $\Lambda'_{g_k}$ 's.

Define  $\widetilde{W}_1 = Z_1 - E(Z_1 | \mathbf{X})$ ,  $W_1 = \widetilde{W}_1 / \text{sd}(\widetilde{W}_1 | \boldsymbol{\beta}^T \mathbf{X})$ . For  $j < k$ ,  $k = 2, \dots, K$ , let

$$\begin{aligned} C_{jk}(\boldsymbol{\beta}^T \mathbf{X}) &= E(Z_k W_j | \boldsymbol{\beta}^T \mathbf{X}) \\ \widetilde{W}_k &= Z_k - E(Z_k | \mathbf{X}) - \sum_{j=1}^{k-1} C_{jk}(\boldsymbol{\beta}^T \mathbf{X}) W_j \\ W_k &= \widetilde{W}_k / \text{sd}(\widetilde{W}_k | \boldsymbol{\beta}^T \mathbf{X}). \end{aligned}$$

We can verify that  $E(W_j W_k | \boldsymbol{\beta}^T \mathbf{X}) = I(j = k)$ . It is easy to see that the  $W_1, \dots, W_k$  is an orthonormal representation of  $Z_1 - E(Z_1 | \mathbf{X}), \dots, Z_k - E(Z_k | \mathbf{X})$ . Although the relation is complex, it is a linear transformation hence using matrix notation, we can write the relation as

$$\mathbf{A}(\boldsymbol{\beta}^T \mathbf{X}) \begin{pmatrix} W_1 \\ \vdots \\ W_k \end{pmatrix} = \begin{pmatrix} Z_1 - E(Z_1 | \mathbf{X}) \\ \vdots \\ Z_k - E(Z_k | \mathbf{X}) \end{pmatrix}.$$

Define further

$$\Lambda''_{g_k} = [\{Y - f(\mathbf{X}) - \sum_{k=1}^K Z_k g_k(\boldsymbol{\beta}^T \mathbf{X})\} W_k \mathbf{a}(\boldsymbol{\beta}^T \mathbf{X})] = \{\epsilon W_k \mathbf{a}(\boldsymbol{\beta}^T \mathbf{X})\}.$$

Then, we have  $\Lambda = \Lambda_\eta \oplus \Lambda_f \oplus \Lambda''_{g_1} \oplus \dots \oplus \Lambda''_{g_K} \oplus \Lambda_\sigma$ . Consequently, the nuisance tangent space orthogonal complement is characterized through

$$\begin{aligned} \Lambda^\perp &= [\mathbf{h}(\mathbf{x}, \mathbf{z}, y) \in \mathcal{R}^{p-1} : E\{\mathbf{h}(\mathbf{X}, \mathbf{Z}, Y) | \mathbf{x}\} = \mathbf{0}, E\{\epsilon \mathbf{h}(\mathbf{X}, \mathbf{Z}, Y) | \mathbf{x}\} = \mathbf{0}, \\ &E\{\epsilon W_k \mathbf{h}(\mathbf{X}, \mathbf{Z}, Y) | \boldsymbol{\beta}^T \mathbf{x}\} = \mathbf{0}, \text{ for } k = 1, \dots, K, E\{(\epsilon^2 - \sigma^2) \mathbf{h}(\mathbf{X}, \mathbf{Z}, Y)\} = \mathbf{0}]. \end{aligned}$$

We further calculate the score function to obtain

$$\mathbf{S}_\beta(\mathbf{x}, \mathbf{z}, y, \boldsymbol{\beta}, g, f, \sigma) = \sigma^{-2} \{y - f(\mathbf{x}) - \sum_{k=1}^K z_k g_k(\boldsymbol{\beta}^T \mathbf{x})\} \left\{ \sum_{k=1}^K z_k g_{k1}(\boldsymbol{\beta}^T \mathbf{x}) \right\} \mathbf{x}_L = \sigma^{-2} \epsilon \left\{ \sum_{k=1}^K z_k g_{k1}(\boldsymbol{\beta}^T \mathbf{x}) \right\} \mathbf{x}_L,$$

where  $\mathbf{x}_L$  is the lower  $(p-1)$ -dimensional sub-vector of  $\mathbf{x}$ . We decompose the score function

as

$$\begin{aligned}
& \mathbf{S}_\beta(\mathbf{x}, \mathbf{z}, y, \boldsymbol{\beta}, g, f, \sigma) \\
&= \sigma^{-2}\epsilon \sum_{k=1}^K \{z_k - E(Z_k | \mathbf{x})\} g_{k1}(\boldsymbol{\beta}^\top \mathbf{x}) \mathbf{x}_L + \sigma^{-2}\epsilon \sum_{k=1}^K E(Z_k | \mathbf{x}) g_{k1}(\boldsymbol{\beta}^\top \mathbf{x}) \mathbf{x}_L \\
&= \sigma^{-2}\epsilon \sum_{k=1}^K \sum_{j=1}^K A_{kj}(\boldsymbol{\beta}^\top \mathbf{x}) W_j g_{k1}(\boldsymbol{\beta}^\top \mathbf{x}) \mathbf{x}_L + \sigma^{-2}\epsilon \sum_{k=1}^K E(Z_k | \mathbf{x}) g_{k1}(\boldsymbol{\beta}^\top \mathbf{x}) \mathbf{x}_L \\
&= \sigma^{-2}\epsilon \sum_{j=1}^K W_j \left\{ \sum_{k=1}^K g_{k1}(\boldsymbol{\beta}^\top \mathbf{x}) A_{kj}(\boldsymbol{\beta}^\top \mathbf{x}) \right\} \mathbf{x}_L + \sigma^{-2}\epsilon \sum_{k=1}^K E(Z_k | \mathbf{x}) g_{k1}(\boldsymbol{\beta}^\top \mathbf{x}) \mathbf{x}_L \\
&= \sigma^{-2}\epsilon \sum_{j=1}^K W_j \left\{ \sum_{k=1}^K g_{k1}(\boldsymbol{\beta}^\top \mathbf{x}) A_{kj}(\boldsymbol{\beta}^\top \mathbf{x}) \right\} \mathbf{x}_L \\
&\quad - \sigma^{-2}\epsilon \sum_{r=1}^K W_r E \left[ W_r \sum_{j=1}^K W_j \left\{ \sum_{k=1}^K g_{k1}(\boldsymbol{\beta}^\top \mathbf{x}) A_{kj}(\boldsymbol{\beta}^\top \mathbf{x}) \right\} \mathbf{x}_L \mid \boldsymbol{\beta}^\top \mathbf{x} \right] \\
&\quad + \sigma^{-2}\epsilon \sum_{r=1}^K W_r E \left[ W_r \sum_{j=1}^K W_j \left\{ \sum_{k=1}^K g_{k1}(\boldsymbol{\beta}^\top \mathbf{x}) A_{kj}(\boldsymbol{\beta}^\top \mathbf{x}) \right\} \mathbf{x}_L \mid \boldsymbol{\beta}^\top \mathbf{x} \right] \\
&\quad + \sigma^{-2}\epsilon \sum_{k=1}^K E(Z_k | \mathbf{x}) g_{k1}(\boldsymbol{\beta}^\top \mathbf{x}) \mathbf{x}_L.
\end{aligned}$$

Obviously,

$$\begin{aligned}
& \sigma^{-2}\epsilon W_r E \left[ W_r \sum_{j=1}^K W_j \left\{ \sum_{k=1}^K g_{k1}(\boldsymbol{\beta}^\top \mathbf{x}) A_{kj}(\boldsymbol{\beta}^\top \mathbf{x}) \right\} \mathbf{x}_L \mid \boldsymbol{\beta}^\top \mathbf{x} \right] \in \Lambda''_{g_r} \subset \Lambda \\
& \sigma^{-2}\epsilon \sum_{k=1}^K E(Z_k | \mathbf{x}) g_{k1}(\boldsymbol{\beta}^\top \mathbf{x}) \mathbf{x}_L \in \Lambda_f \subset \Lambda \\
& \sigma^{-2}\epsilon \sum_{j=1}^K W_j \left\{ \sum_{k=1}^K g_{k1}(\boldsymbol{\beta}^\top \mathbf{x}) A_{kj}(\boldsymbol{\beta}^\top \mathbf{x}) \right\} \mathbf{x}_L \\
& - \sigma^{-2}\epsilon \sum_{r=1}^K W_r E \left[ W_r \sum_{j=1}^K W_j \left\{ \sum_{k=1}^K g_{k1}(\boldsymbol{\beta}^\top \mathbf{x}) A_{kj}(\boldsymbol{\beta}^\top \mathbf{x}) \right\} \mathbf{x}_L \mid \boldsymbol{\beta}^\top \mathbf{x} \right] \in \Lambda^\perp,
\end{aligned}$$

hence the efficient score function is

$$\begin{aligned}
\mathbf{S}_{\text{eff}}(\mathbf{x}, \mathbf{z}, y, \boldsymbol{\beta}, g, f, \sigma) &= \sigma^{-2} \epsilon \mathbf{x}_L \sum_{j=1}^K W_j \left\{ \sum_{k=1}^K g_{k1}(\boldsymbol{\beta}^T \mathbf{x}) A_{kj}(\boldsymbol{\beta}^T \mathbf{x}) \right\} \\
&\quad - \sigma^{-2} \epsilon \sum_{r=1}^K W_r E \left[ W_r \sum_{j=1}^K W_j \left\{ \sum_{k=1}^K g_{k1}(\boldsymbol{\beta}^T \mathbf{x}) A_{kj}(\boldsymbol{\beta}^T \mathbf{x}) \right\} \mathbf{X}_L \mid \boldsymbol{\beta}^T \mathbf{x} \right] \\
&= \sigma^{-2} \epsilon \left[ \sum_{k=1}^K g_{k1}(\boldsymbol{\beta}^T \mathbf{x}) \{Z_k - E(Z_k \mid \mathbf{X})\} \mathbf{x}_L \right. \\
&\quad \left. - \sum_{r=1}^K W_r E \left[ \mathbf{X}_L W_r \sum_{k=1}^K g_{k1}(\boldsymbol{\beta}^T \mathbf{x}) \{Z_k - E(Z_k \mid \mathbf{X})\} \mid \boldsymbol{\beta}^T \mathbf{x} \right] \right] \\
&= \sigma^{-2} \epsilon \left\{ \mathbf{u} - \sum_{r=1}^K W_r E(W_r \mathbf{U} \mid \boldsymbol{\beta}^T \mathbf{x}) \right\}.
\end{aligned}$$

□