

# Composite Goodness-of-fit Tests with Kernels

**Oscar Key\***

*University College London*

OSCAR.KEY.20@UCL.AC.UK

**Arthur Gretton**

*University College London*

ARTHUR.GRETTON@GMAIL.COM

**François-Xavier Briol**

*University College London*

F.BRIOL@UCL.AC.UK

**Tamara Fernandez\***

*Adolfo Ibañez University*

TAMARA.FERNANDEZ@UAI.CL

## Abstract

Model misspecification can create significant challenges for the implementation of probabilistic models, and this has led to development of a range of robust methods which directly account for this issue. However, whether these more involved methods are required will depend on whether the model is really misspecified, and there is a lack of generally applicable methods to answer this question. In this paper, we propose one such method. More precisely, we propose kernel-based hypothesis tests for the challenging composite testing problem, where we are interested in whether the data comes from *any* distribution in some *parametric family*. Our tests make use of minimum distance estimators based on the maximum mean discrepancy and the kernel Stein discrepancy. They are widely applicable, including whenever the density of the parametric model is known up to normalisation constant, or if the model takes the form of a simulator. As our main result, we show that we are able to estimate the parameter and conduct our test on the same data (without data splitting), while maintaining a correct test level. Our approach is illustrated on a range of problems, including testing for goodness-of-fit of an unnormalised non-parametric density model, and an intractable generative model of a biological cellular network.

**Keywords:** Bootstrap, Hypothesis Testing, Kernel Methods, Minimum Distance Estimation, Stein’s Method.

## 1. Introduction

Most statistical or machine learning algorithms are based on assumptions about the distribution of the observed data, of auxiliary variables, or of certain estimators. Crucially, the validity of such assumptions directly impacts the performance of these algorithms. To verify whether such assumptions are reasonable, one approach is *goodness-of-fit testing*, which considers the problem of rejecting, or not, the hypothesis that some data was generated by a *fixed* distribution. More precisely, given a distribution  $P$  and some observed data  $x_1, \dots, x_n$

---

\*. Equal contribution

from some distribution  $Q$ , goodness-of-fit tests compare the null hypothesis  $H_0 : P = Q$  against the alternative hypothesis  $H_1 : P \neq Q$ . There is a vast literature on goodness-of-fit testing, often focusing on a specific distribution such as the Gaussian, Poisson or Gamma. The reader is referred to Chapter 14 in Lehmann et al. (2005) for a detailed introduction.

In this paper, we are interested in non-parametric tests, which are much more widely applicable since they do not require any such parametric assumption. For the univariate case, many examples have been proposed, and some of the most popular include the Kolmogorov-Smirnov test (Kolmogorov 1933) and the Anderson-Darling test (Anderson et al. 1954). For multivariate setting, there are relatively fewer approaches; exceptions include the Pearson's chi-square test, the multivariate Kolmogorov-Smirnov test (Justel et al. 1997), and the approach proposed by Jiménez-Gamero et al. (2009), which is based on the empirical characteristic function. While the Pearson's chi-square test provides a theoretically viable option, the performance of the test highly depends on the specification of a partition of the data. Also, both the multivariate Kolmogorov-Smirnov test and the test based on characteristic functions are computationally expensive. In particular, for the multivariate Kolmogorov-Smirnov, Justel et al. (1997) only provides an algorithm for dimension two, while highlights that the evaluation of their test-statistic can be cumbersome in higher dimensions.

To by-pass these issues, a class of kernel-based hypothesis tests have been proposed. These tests can be applied to a wide-range of data types by choosing a test statistic based on an appropriate kernel which can be easily evaluated in the setting considered. Additionally, by constructing the statistic through either the maximum mean discrepancy (MMD) (Lloyd et al. 2015) or the kernel Stein discrepancy (KSD) (Liu et al. 2016; Chwialkowski et al. 2016), these tests are straightforward to apply even for intractable generative models for which no density exists, or for models with unnormalised likelihoods.

In this paper, we consider the more complex question of whether our data comes from *any element of some parametric family* of distributions. Let  $\{P_\theta\}_{\theta \in \Theta}$  denote a parametric family indexed by a parameter  $\theta$  in some space  $\Theta$ . Our test compares the null hypothesis  $H_0^C : \exists \theta_0 \in \Theta$  such that  $P_{\theta_0} = Q$ , against the alternative hypothesis  $H_1^C : Q \notin \{P_\theta\}_{\theta \in \Theta}$ . Such tests are known as *composite goodness-of-fit tests*, and can be much more challenging to construct since  $\theta_0$  is usually unknown. Such tests have the potential to answer important questions relating to model misspecification, allowing the user to confirm whether the parametric model they have selected is appropriate for their analysis.

Once again there is a significant literature tackling this problem, including parametric tests which are specific to simple parametric families, or composite versions of some of the nonparametric tests mentioned above (again, see Chapter 14 of Lehmann et al. (2005)). The general approach consists of constructing an estimator  $\hat{\theta}_n$  of the parameter  $\theta_0$  (i.e. assuming that the null holds), and then using a standard goodness-of-fit test with null hypothesis  $P_{\hat{\theta}_n} = Q$ . The most common approach for the first step is to use a maximum likelihood estimator (MLE) due to its statistical efficiency, but note that any consistent estimator could be used in principle. Of course, a key property of these composite tests is that they should correct for the fact that the data is used twice: to estimate a parameter, and to construct the test. This point usually requires a more in-depth theoretical analysis which accounts for the dependence (see Figure 1). Unfortunately, existing composite tests all suffer from the same drawback as their simple goodness-of-fit counterparts in that they are only applicable in a limited range of settings.



Figure 1: Illustration of the sources of error when estimating the test statistic under the null hypothesis. Existing non-composite tests use the test statistic  $n D(P, Q_n)$ , where  $D$  is a statistical divergence, and thus encounter only “test” error. The composite test we introduce uses the statistic  $n D(P_{\hat{\theta}_n}, Q_n)$ , and thus encounters both “estimation” and “test” error.

Our paper fills an important gap in the literature by proposing the first set of comprehensive *kernel-based composite hypothesis tests*. Indeed, the existing kernel testing literature has largely ignored the issues associated with using data twice; for example Chwialkowski et al. (2016) performs nonparametric density estimation before testing for goodness-of-fit of their nonparametric model, whilst Liu et al. (2016) tests for goodness-of-fit of a restricted Boltzmann machine, which would also first require estimating parameters. Although several specific instances of genuinely composite tests have been proposed, they are limited to specific parametric families such as multivariate Gaussians (Kellner et al. 2019) or survival models with a specific survival function (Fernandez et al. 2020), and are hence not widely applicable.

Given a (kernel-based) discrepancy  $D$ , our novel test statistics take the form  $\Delta = \min_{\theta \in \Theta} n D(P_\theta, Q_n)$ . That is, we use the smallest discrepancy between  $Q_n$  and any element of the parametric family to determine whether  $H_0^C$  should be rejected or not. To implement these tests, we use minimum distance estimators based on either the MMD (Briol et al. 2019) or KSD (Barp et al. 2019) to estimate the minimiser of the discrepancy, then use these same discrepancies to construct test statistics. This allows us to leverage all of the advantages of kernel-based distances to answer composite questions. In particular, our framework is directly applicable to the case of generative or unnormalised models, two wide classes which cannot be tackled in full generality with classical composite tests. For efficient implementation of the tests, we consider a wild bootstrap and a parametric bootstrap, and demonstrate that they each have advantages and should be used in different scenarios.

The remainder of the paper is as follows. In Section 2, we recall existing work on testing and parameter estimation with kernels. In Section 3, we then propose novel kernel-based composite hypothesis tests, and show that the test statistic has well-behaved limiting distributions despite the reuse of the data for both estimation and testing. In Section 4, we compare two choices of bootstrap method that we can use to implement these tests in practice. In Section 5, we demonstrate these algorithms on a range of problems including non-parametric density estimation and an intractable generative model. Section 6 discusses limitations of our work, and Section 7 highlights connections with existing tests. The code to reproduce our experiments, and implement the tests for your own models, is available at: <https://github.com/oscarkey/composite-tests>

## 2. Background

We begin by reviewing the use of kernel discrepancies for testing and estimation. We denote by  $\mathcal{X}$  the data space and  $\mathcal{P}(\mathcal{X})$  the set of Borel probability distributions on  $\mathcal{X}$ .

### 2.1 Kernel-based Discrepancies

To measure the similarity of two distributions  $P, Q \in \mathcal{P}(\mathcal{X})$ , we can use a discrepancy  $D : \mathcal{P}(\mathcal{X}) \times \mathcal{P}(\mathcal{X}) \rightarrow [0, \infty)$ . We consider discrepancies related to integral pseudo-probability metrics (IPMs) (Muller 1997). An IPM indexed by the set of functions  $\mathcal{F}$  has the form

$$D_{\mathcal{F}}(P, Q) = \sup_{f \in \mathcal{F}} |\mathbb{E}_{X \sim P}[f(X)] - \mathbb{E}_{Y \sim Q}[f(Y)]|, \quad (1)$$

where  $\mathcal{F}$  is sufficiently rich so that  $D_{\mathcal{F}}$  is a *statistical divergence*; i.e.  $D_{\mathcal{F}}(P, Q) = 0 \Leftrightarrow P = Q$ .

Our first discrepancy is the *maximum mean discrepancy* (MMD) (Gretton et al. 2007). Denote by  $\mathcal{H}_K$  the reproducing kernel Hilbert space (RKHS) associated to the kernel  $K : \mathcal{X} \times \mathcal{X} \rightarrow \mathbb{R}$  (Berlinet et al. 2004). The MMD is obtained by taking  $\mathcal{F}_{\text{MMD}} = \{f \in \mathcal{H}_K \mid \|f\|_{\mathcal{H}_K} \leq 1\}$ .  $\mathcal{F}_{\text{MMD}}$  is a convenient choice because it allows the supremum in Equation (1) to be evaluated in closed form if  $\mathbb{E}_{X \sim P}[\sqrt{K(X, X)}] < \infty \forall P \in \mathcal{P}(\mathcal{X})$ :

$$\text{MMD}^2(P, Q) = \mathbb{E}_{X, X' \sim P}[K(X, X')] - 2\mathbb{E}_{X \sim P, X' \sim Q}[K(X, X')] + \mathbb{E}_{X, X' \sim Q}[K(X, X')]. \quad (2)$$

Assuming we have access to independent and identically distributed realisations  $\{\tilde{x}_i\}_{i=1}^m \stackrel{iid}{\sim} P$  and  $\{x_j\}_{j=1}^n \stackrel{iid}{\sim} Q$ , we can define  $P_m = \frac{1}{m} \sum_{i=1}^m \delta_{\tilde{x}_i}$  and  $Q_n = \frac{1}{n} \sum_{j=1}^n \delta_{x_j}$  (where  $\delta_x$  is a Dirac measure at  $x \in \mathcal{X}$ ) and we get:

$$\text{MMD}^2(P_m, Q_n) = \frac{1}{m^2} \sum_{i,j=1}^m K(\tilde{x}_i, \tilde{x}_j) - \frac{2}{nm} \sum_{i=1}^m \sum_{j=1}^n K(\tilde{x}_i, x_j) + \frac{1}{n^2} \sum_{i,j=1}^n K(x_i, x_j).$$

Furthermore, when  $n = m$ , the expression simplifies to

$$\text{MMD}^2(P_n, Q_n) = \frac{1}{n^2} \sum_{i,j=1}^n h_{\text{MMD}}((x_i, \tilde{x}_i), (x_j, \tilde{x}_j)), \quad (3)$$

where  $h_{\text{MMD}}((x_i, \tilde{x}_i), (x_j, \tilde{x}_j)) = K(\tilde{x}_i, \tilde{x}_j) + K(x_i, x_j) - K(\tilde{x}_i, x_j) - K(\tilde{x}_j, x_i)$ . This is known as a V-statistic (Gretton et al. 2012), and  $h_{\text{MMD}}$  is known as the core of this statistic.

Our second discrepancy is the *kernel Stein discrepancy* (KSD) (Oates et al. 2017; Chwialkowski et al. 2016; Liu et al. 2016), which is obtained by applying Stein operators to functions in some RKHS; see Anastasiou et al. (2023) for a recent review. Let  $\mathcal{X} = \mathbb{R}^d$  and  $\mathcal{H}_K^d = \mathcal{H}_K \times \dots \times \mathcal{H}_K$  denote the  $d$ -dimensional tensor product of  $\mathcal{H}_K$ . The most common instance is the Langevin KSD for which  $\mathcal{F}_{\text{KSD}} = \{\mathcal{S}_P[f] \mid \|f\|_{\mathcal{H}_K^d} \leq 1\}$  where  $\mathcal{S}_P[g](x) = g(x) \cdot \nabla_x \log p(x) + \nabla_x \cdot g(x)$  is the Langevin Stein operator,  $p$  is the Lebesgue density of  $P$  and  $\nabla_x = (\partial/\partial x_1, \dots, \partial/\partial x_d)^\top$ . With this choice, we obtain the discrepancy:

$$\text{KSD}^2(P, Q) = \mathbb{E}_{X, X' \sim Q}[h_{\text{KSD}}(X, X')],$$

where

$$h_{\text{KSD}}(x, x') = K(x, x') \nabla_x \log p(x) \cdot \nabla_{x'} \log p(x') + \nabla_x \log p(x) \cdot \nabla_{x'} K(x, x') \\ + \nabla_{x'} \log p(x') \cdot \nabla_x K(x, x') + \nabla_x \cdot \nabla_{x'} K(x, x').$$

Given  $Q_n = \frac{1}{n} \sum_{j=1}^n \delta_{x_j}$ , we once again obtain a V-statistic

$$\text{KSD}^2(P, Q_n) = \frac{1}{n^2} \sum_{i,j=1}^n h_{\text{KSD}}(x_i, x_j).$$

The main contribution of this paper is two different tests for composite hypotheses, one using the MMD and the other using the KSD. These tests will be complementary in that they will be applicable for different settings. To compute the KSD, one simply requires pointwise evaluations of  $\nabla \log p$  and the KSD-based test will therefore be particularly suitable when the density of  $P_\theta$  is tractable. This includes cases where the density can be only evaluated up to normalisation constant, such as for deep energy models or nonparametric density estimation models (Canu et al. 2006), exponential random graphs (Robins et al. 2007) and large spatial models based on lattice structures (Besag 1974). On the other hand, the MMD can be estimated only when samples from  $P_\theta$  are available. This makes the corresponding test particularly suitable for simulator-based models (also called generative models); i.e. models which can be represented through a pair  $(\mathbb{U}, G_\theta)$  such that sampling  $x \sim P_\theta$  involves sampling  $u \sim \mathbb{U}$ , and setting  $x = G_\theta(u)$ . This class of models covers many models widely used in machine learning, including variational autoencoders and generative adversarial networks, but also in the sciences including in synthetic biology (Bonassi et al. 2011) and telecommunication engineering (Bharti et al. 2021) to name just a few. The interested reader is referred to Cranmer et al. (2020) for a recent review.

Throughout this paper, we will assume that our kernel-based divergences are valid statistical divergences. This can be guaranteed for the MMD by assuming the kernel  $K$  is characteristic (Sriperumbudur et al. 2010). Similarly, for the KSD (see for example Chwialkowski et al. (2016, Theorem 2.1) and Barp et al. (2019, Proposition 1)) we require that  $K$  is strictly integrally positive definite and

$$\mathbb{E}_{X \sim Q} [|\nabla_x \log p(X) - \nabla_x \log q(X)|] < \infty.$$

The assumption that  $K$  is strictly integrally positive definite is a sufficient condition to guarantee that the kernel is also characteristic (Sriperumbudur et al. 2010). Formally, a bounded kernel is said to be strictly integrally positive definite if and only if  $\mathbb{E}_{X, Y \sim \mu} [K(X, Y)] > 0$  for all finite non-zero Borel measures  $\mu$  on  $\mathcal{X}$ . Examples of kernels on  $\mathbb{R}^d$  which satisfy this assumption include the Gaussian, inverse multiquadric and Matérn kernels.

## 2.2 Goodness-of-Fit Testing with Kernels

We now recall how divergences lend themselves naturally to (standard) goodness-of-fit testing. Let  $D : \mathcal{X} \times \mathcal{X} \rightarrow [0, \infty)$  be some statistical divergence, and recall that we are testing  $H_0 : P = Q$ . A natural approach is to compute  $D(P, Q)$  and check whether it is zero (in which case  $H_0$  holds) or not (in which case  $H_1$  holds). Since we only have access to independent realisations  $\{x_j\}_{j=1}^n$  instead of  $Q$  itself, this idealised procedure is replaced by

the evaluation of  $D(P, Q_n)$ . The question then becomes whether or not  $D(P, Q_n)$  is further away from zero than we would expect under  $H_0$  given a dataset of size  $n$ .

Many existing tests fall into this category, and their performance will in part be determined by the corresponding statistical divergence. For example, the Kolmogorov-Smirnov test corresponds to using the Kolmogorov distance, an IPM with  $\mathcal{F}_{\text{Kol}} = \{1_{(-\infty, t]}, t \in \mathbb{R}\}$ . This corresponds to comparing the supremum norm of the difference in cumulative distribution function (CDF) for  $P$  and  $Q$ . Relatedly, the Anderson-Darling test is based on the weighted mean-squared distance between CDFs. In both cases, computation is challenging whenever the CDF is not available for the model.

Thankfully, kernel-based discrepancies can be computed in a wide range of scenarios including for intractable models. These divergences also have favourable sample complexity in that  $D(P, Q_n)$  converges to  $D(P, Q)$  at a square-root  $n$  rate for both KSD (Matsubara et al. 2022, Theorem 4) and MMD (Briol et al. 2019, Lemma 1). The MMD was first used by Gretton et al. (2007) for two-sample testing, and then studied for model criticism by Lloyd et al. (2015). MMD tests are closely related to many classical tests; see Sejdinovic et al. (2013). Chwialkowski et al. (2016) and Liu et al. (2016) introduced an alternate test based on  $\text{KSD}^2(P, Q_n)$ .

To determine when  $H_0$  should be rejected, we select an appropriate threshold  $c_\alpha \in \mathbb{R}$ , which will depend on the level of the test  $\alpha \in [0, 1]$ . More precisely,  $c_\alpha$  should be the  $(1 - \alpha)$ -quantile of the distribution of the test statistic under  $H_0$ . This distribution will usually be unknown, but can be approximated using a bootstrap method. A common example is the wild bootstrap (Shao 2010; Leucht et al. 2013), which was specialised for kernel tests by Chwialkowski et al. (2014). We will return to this point in Section 4.

### 2.3 Minimum Distance Estimation with Kernels

A statistical divergence  $D$  can also be used for parameter estimation through *minimum distance estimation* (Wolfowitz 1957; Parr et al. 1980). Given a parametric family  $\{P_\theta\}_{\theta \in \Theta} \subset \mathcal{P}(\mathcal{X})$  indexed by  $\Theta \subseteq \mathbb{R}^p$  and some data  $\{x_i\}_{i=1}^n \stackrel{iid}{\sim} Q$ , a natural estimator is

$$\hat{\theta}_n := \arg \min_{\theta \in \Theta} D(P_\theta, Q_n),$$

In practice, the minimum is often obtained using numerical optimisation algorithms. Under regularity conditions on  $D$  and  $P_\theta$ , the estimator approaches  $\theta^* := \arg \min_{\theta \in \Theta} D(P_\theta, Q)$  as  $n \rightarrow \infty$ . In particular, when the model is well-specified (i.e.  $H_0^C$  holds), then  $\theta^* = \theta_0$ . Many estimators can be recovered as special cases of this approach, and the reader is referred to Basu et al. (2011) for a review. For example, the MLE is closely related to using the Kullback-Leibler divergence as a statistical divergence.

The MMD was first used for parameter estimation for neural networks by Dziugaite et al. (2015), Y. Li et al. (2015), Sutherland et al. (2017), and C.-L. Li et al. (2017), then studied more broadly as a statistical estimator by Briol et al. (2019), Chérif-Abdellatif et al. (2022), Chérif-Abdellatif et al. (2020), Niu et al. (2021), Dellaporta et al. (2022), and Bharti et al. (2023). They closely relate to minimum scoring rule estimators based on the kernel-scoring rule (Dawid 2007). The use of KSD was first proposed by Barp et al. (2019), and later extended by Betsch et al. (2020), Grathwohl et al. (2020), Gong et al. (2021),

and Matsubara et al. (2022). These estimators are also closely related to score-matching estimators (Hyvärinen 2006); see Barp et al. (2019, Theorem 2) for details.

### 3. Methodology: The Test Statistic

We are now ready to present our novel composite goodness-of-fit tests. The following section describes the general framework we consider, studies the asymptotic distribution of the test statistic. In the next section, we then highlight how to implement these tests through bootstrapping.

#### 3.1 Composite Goodness-of-Fit Testing with Kernels

The high-level idea behind our test-statistics is to use the smallest kernel-based discrepancy value between the data  $Q_n$  and any element of the parametric family:

$$\Delta := \min_{\theta \in \Theta} n D(P_\theta, Q_n) = \min_{P \in \{P_\theta\}_{\theta \in \Theta}} n D(P, Q_n).$$

In the following section we show that, under regularity conditions as  $n \rightarrow \infty$ ,  $\Delta$  converges to an infinite sum of Chi-squared random variables under  $H_0^C$  but diverges under  $H_1^C$ , thus allowing us to distinguish between the two hypotheses. To implement the tests, we propose a two-stage approach:

**Stage 1 (Estimate):** Compute  $\hat{\theta}_n = \arg \min_{\theta \in \Theta} D(P_\theta, Q_n)$ , so that  $\Delta = n D(P_{\hat{\theta}_n}, Q_n)$ .

**Stage 2 (Test):** Compute or estimate a test threshold  $c_\alpha$  from the distribution of test statistic under  $H_0^C$ . If  $\Delta > c_\alpha$  reject  $H_0^C$ , else do not reject.

We will study two instances of this framework: the *MMD composite goodness-of-fit test*, where  $D = \text{MMD}^2$ , and the *KSD composite goodness-of-fit test*, where  $D = \text{KSD}^2$ . The two instances are applicable to different types of model family. The MMD test only requires that we can sample from  $P_\theta$ , while the KSD test instead requires a tractable (possibly unnormalised) density function for  $P_\theta$ . Our approach is also closely related to classical composite tests discussed in Section 1. For example, a composite Kolmogorov-Smirnov test consists of using the MLE (which is equivalent to using  $D(P_\theta, Q_n) = \sum_{i=1}^n \log p(x_i)$ ) for estimation, and taking  $D$  as the Kolmogorov distance for testing.

For most practical choices of  $P_\theta$ , the estimator  $\arg \min_{\theta} \text{MMD}(P_\theta, Q_n)$  cannot be computed in closed-form. Instead, we implement it using a gradient-based stochastic optimisation algorithm. We sample  $n$  points from  $P_\theta$  and compute  $\nabla_{\theta} \text{MMD}((P_\theta)_n, Q_n)$ , an estimate of the gradient of the V-statistic given by Equation (3), using automatic differentiation. For the KSD minimum distance estimator, if  $P_\theta$  is a member of the exponential family of distributions then it is possible to compute  $\arg \min_{\theta} \text{KSD}(P_\theta, Q_n)$  in closed-form, and this is the approach we take. For other choices of  $P_\theta$ , the estimator can be implemented using a gradient-based optimiser in a similar fashion to the MMD. Full implementation details are available in *Appendix C*.

#### 3.2 Theoretical Analysis

In this section we present a theoretical analysis of the MMD test. The analysis could be extended to the KSD test, but for brevity we omit it from this paper. In Section 5 we

perform a thorough empirical analysis of both tests, which demonstrates that the KSD test works well in practice, and suggests that it also satisfies the properties proved below.

To present our analysis, we first define some additional notation. In our results, we consider the data to be random variables  $X_1, \dots, X_n \stackrel{i.i.d.}{\sim} Q$ , rather than the realisations  $x_1, \dots, x_n$  introduced so far. We then overload  $Q_n = \frac{1}{n} \sum_{i=1}^n \delta_{X_i}$  to define a random measure. Whether we refer to the random or realised  $Q_n$  can be inferred from the context.

The results we present in this paper are based on the asymptotic distribution of  $n \text{MMD}^2(P_{\hat{\theta}_n}, Q_n)$  as  $n \rightarrow \infty$ . This is similar to standard kernel-based goodness-of-fit tests which use  $n \text{MMD}^2(P, Q_n)$ , the main difference being that our test statistic depends on the data through both  $\hat{\theta}_n$  and  $Q_n$ . In other words, we are now using the data twice, once for estimation and once for testing. We note that this creates some non-trivial dependence and makes the derivation of theoretical guarantees significantly more challenging.

For simplicity, we first state and discuss our results, then present all assumptions in the following subsection.

### 3.2.1 BEHAVIOUR OF THE TEST STATISTIC UNDER $H_0^C$ AND $H_1^C$

We present results on the asymptotic distribution of our test statistic, and the power of the associated tests, as  $n \rightarrow \infty$ . We start with the asymptotic distribution of our test statistic under the null hypothesis.

**Theorem 1** (Convergence under the null hypothesis). *Under  $H_0^C$  and Assumptions 1 to 6 (stated below):*

$$n \text{MMD}^2(P_{\hat{\theta}_n}, Q_n) \xrightarrow{\mathcal{D}} \sum_{i=1}^{\infty} \lambda_i Z_i^2, \quad (4)$$

where  $(Z_i)_{i \geq 1}$  are a collection of *i.i.d.* standard normal random variables and  $(\lambda_i)_{i \geq 1}$  are the eigenvalues of the operator  $T_\sigma : \mathcal{H} \rightarrow \mathcal{H}$  defined by  $(T_\sigma \omega)(x) = \sigma(\omega, K_x)$  for any  $\omega \in \mathcal{H}$  and  $x \in \mathbb{R}^d$ , where  $\sigma : \mathcal{H} \times \mathcal{H} \rightarrow \mathbb{R}$  is given by

$$\sigma(\omega, \omega') := \mathbb{E}_{X \sim P_{\theta_0}} [\eta(\omega, X, \theta_0) \eta(\omega', X, \theta_0)], \quad (5)$$

for any  $\omega, \omega' \in \mathcal{H}$  and  $\eta : \mathcal{H} \times \mathbb{R}^d \times \mathbb{R}^p \rightarrow \mathbb{R}$  is defined in eq. (9) in Appendix A.1.1.

Theorem 1 guarantees that our test statistic has a well-behaved limiting distribution under the null hypothesis  $H_0^C$ . Unfortunately, this distribution is not tractable, but knowing that it exists and is well-behaved is still necessary for guaranteeing that we can approximate quantiles with a bootstrapping method, as will be discussed in Section 4. The results are analogous to Theorem 12 in Gretton et al. (2012), though this result is only valid for testing  $H_0$  vs.  $H_1$  and not  $H_0^C$  vs.  $H_1^C$ .

Our second result concerns the power of the tests when  $H_1^C$  holds, and we now provide two results showing consistency of our test as  $n \rightarrow \infty$ . In other words: we show that our test is always able to reject a null hypothesis which does not hold when the number of data points  $n$  is large enough.



**Theorem 2** (Consistency under the alternative hypothesis). *Under  $H_1^C$  and Assumptions 1 to 6 (stated below) we have that almost surely,*

$$\liminf_{n \rightarrow \infty} \text{MMD}^2(P_{\hat{\theta}_n}, Q_n) > 0.$$

As our test statistic,  $n \text{MMD}^2(P_{\hat{\theta}_n}, Q_n)$ , is scaled by  $n$ , the above result implies that the test statistic diverges as  $n \rightarrow \infty$ .

### 3.2.2 ASSUMPTIONS

Now that we have shown that our test will behave as intended under both  $H_0^C$  and  $H_1^C$ , we review the assumptions required for this to hold. We will write  $\mathcal{C}^m(\mathcal{X})$  for the set of  $m$ -times continuously differentiable functions on  $\mathcal{X}$ , and  $\mathcal{C}_b^m(\mathcal{X})$  for the set of  $m$ -times continuously differentiable functions on  $\mathcal{X}$  where all each of the  $m$  derivatives are bounded. For bivariate functions, we will denote by  $\mathcal{C}_b^{m,m}(\mathcal{X} \times \mathcal{X})$  the set of function which are  $\mathcal{C}_b^m(\mathcal{X} \times \mathcal{X})$  with respect to each input. We can now present our first assumption.

**Assumption 1.** The observations  $\{x_i\}_{i=1}^n$  are independent and identically distributed realisations from  $Q$ .

This assumption is common, and covers a very large class of applications including all our examples in Section 5. It could be relaxed to dependent data but this would require the development of specialised tools and notions of dependence which are beyond the scope of this paper; see for example Chérif-Abdellatif et al. (2022).

**Assumption 2.**  $\mathcal{X} \subseteq \mathbb{R}^d$ ,  $\mathcal{X}$  is separable, and  $\Theta$  is a compact and convex subset of  $\mathbb{R}^p$ .

Even when working with models where the assumptions on  $\Theta$  are not satisfied, it is often possible to reparameterise the model so that the assumption holds.

Our next assumption defines regularity assumptions on the model considered by the MMD test, which will have to be verified on a per-model basis.

**Assumption 3.**  $\{P_\theta\}_{\theta \in \Theta}$  is an identifiable parametric family of models. Each element  $P_\theta \in \mathcal{P}$  has density  $p_\theta$  with respect to a common measure  $\lambda$  which satisfies:

- For any collection  $\ell, i, j \in \{1, \dots, p\}$ , the following holds true:  $\int_{\mathcal{X}} \sup_{\theta \in \Theta} \left| \frac{\partial}{\partial \theta_\ell} p_\theta(x) \right| \lambda(dx) < \infty$ ,  $\int_{\mathcal{X}} \sup_{\theta \in \Theta} \left| \frac{\partial^2}{\partial \theta_\ell \partial \theta_i} p_\theta(x) \right| \lambda(dx) < \infty$  and  $\int_{\mathcal{X}} \sup_{\theta \in \Theta} \left| \frac{\partial^3}{\partial \theta_\ell \partial \theta_i \partial \theta_j} p_\theta(x) \right| \lambda(dx) < \infty$ .
- For each fixed  $x \in \mathcal{X}$ ,  $p_\cdot(x) \in \mathcal{C}^3(\Theta)$  and  $p_\theta : \mathcal{X} \rightarrow \mathbb{R}$  is measurable for almost all  $\theta \in \Theta$ .

The smoothness assumptions with respect to the parameter are required to ensure convergence of  $\hat{\theta}_n$  to  $\theta_0$  in an appropriate sense under  $H_0^C$ . Note that this assumption, together with the fact that  $\Theta$  is compact, allows us to deduce  $\int_{\mathcal{X}} \sup_{\theta \in \Theta} p_\theta(x) \lambda(dx) < \infty$ . On the other hand, the smoothness assumptions with respect to  $\mathcal{X}$  are needed for the divergences to be well defined.

In many cases, when applying the MMD test, we will not have access to a computable density function and will only be able to sample from the model. For example, many models

are defined in terms of a distribution  $\mathbb{U}$  on some latent space, and a generator function  $G_\theta : \mathcal{U} \rightarrow \mathcal{X}$ , where a sample from the model  $\tilde{x} = G_\theta(u)$  with  $u \sim \mathbb{U}$ . In this case, the results could be updated to instead place assumptions on  $\mathbb{U}$  and  $G_\theta$ , rather than the density, but we omit this from this work for brevity.

We make an additional assumption about the model family under the null hypothesis.

**Assumption 4.** Under  $H_0^C$ , we have that  $\theta_0$ , the parameter value under the null hypothesis, belongs to the interior of  $\Theta$ .

For most models this assumption will be met, or could be met by reparameterising the model. Our next assumption relates to the kernel underlying the MMD.

**Assumption 5.** The kernel  $K : \mathcal{X} \times \mathcal{X} \rightarrow \mathbb{R}$  is bounded, continuous and characteristic.

This assumption is mild and will be satisfied by kernels commonly used in the literature on minimum MMD estimators, such as the Gaussian and Matérn kernels of sufficient smoothness.

Our final assumption concerns the regularity of the divergences around the minimisers. This is necessary to guarantee convergence of our minimum distance estimators under  $H_0^C$ , and is a mild assumption which is common in the literature (see e.g. Theorem 2 in Briol et al. (2019) and Theorem 4 in Barp et al. (2019)).

**Assumption 6.** The Hessian matrix  $\mathbf{H} \in \mathbb{R}^{p \times p}$  given by  $\mathbf{H}_{ij} = \frac{\partial^2}{\partial \theta_i \partial \theta_j} \text{MMD}(P_\theta, P_{\theta_0}) \Big|_{\theta=\theta_0}$  for any  $i, j \in \{1, \dots, p\}$  is positive definite.

We could extend the results to the KSD test by noting that the KSD is equivalent to an MMD with a specific kernel (Barp et al. 2019). However, this kernel is often unbounded and depends on  $p_\theta$ . Thus, additional assumptions on  $p_\theta$  would be required. We leave this extension to future work. In our experiments we assume that the KSD is a valid statistical divergence, which holds under the conditions discussed in Section 2.1.

## 4. Methodology: Practical Implementation via Bootstraps

Now that we have shown that our test statistics are well-behaved, we still need to propose a practical implementation of the tests. As previously discussed, the rejection threshold  $c_\alpha$  should be set to the  $(1 - \alpha)$ -quantile of the distribution of  $\Delta = n D(P_{\hat{\theta}_n}, Q_n)$  under  $H_0^C$ . Since this distribution is usually unknown, we will estimate the threshold using bootstrap algorithms. The following section presents two possible choices: the wild bootstrap and the parametric bootstrap, and discusses their relative advantages.

### 4.1 The Wild Bootstrap

A natural first approach is to use the wild bootstrap, since that is the current state-of-the-art for non-composite kernel goodness-of-fit tests (Chwialkowski et al. 2016; Liu et al. 2016; Schrab et al. 2022). The algorithm is based on bootstrapped versions of the test statistics,

| <b>Algorithm 1:</b> Wild bootstrap (MMD)  | <b>Algorithm 2:</b> Wild bootstrap (KSD)   |
|---|--|
| <b>Input:</b> $P_{\hat{\theta}_n}, Q_n, \alpha, b$<br>$\tilde{x}_1, \dots, \tilde{x}_n \stackrel{iid}{\sim} P_{\hat{\theta}_n};$<br><b>for</b> $k \in \{1, \dots, b\}$ <b>do</b><br><div style="border-left: 1px solid black; padding-left: 10px; margin-left: 20px;"> <math>w_1^{(k)}, \dots, w_n^{(k)} \stackrel{iid}{\sim} \text{Rademacher};</math><br/> <math>\Delta^{(k)} = n \text{MMD}_{w^{(k)}}^2(\frac{1}{n} \sum_{i=1}^n \delta_{\tilde{x}_i}, Q_n);</math> </div> | <b>Input:</b> $P_{\hat{\theta}_n}, Q_n, \alpha, b$<br><b>for</b> $k \in \{1, \dots, b\}$ <b>do</b><br><div style="border-left: 1px solid black; padding-left: 10px; margin-left: 20px;"> <math>w_1^{(k)}, \dots, w_n^{(k)} \stackrel{iid}{\sim} \text{Rademacher};</math><br/> <math>\Delta^{(k)} = n \text{KSD}_{w^{(k)}}^2(P_{\hat{\theta}_n}, Q_n);</math> </div> |
| $c_\alpha = \text{quantile}(\{\Delta^{(1)}, \dots, \Delta^{(b)}\}, 1 - \alpha);$  | $c_\alpha = \text{quantile}(\{\Delta^{(1)}, \dots, \Delta^{(b)}\}, 1 - \alpha);$   |

defined for non-composite tests as

$$n \text{MMD}_W^2(P_n, Q_n) := \frac{1}{n} \sum_{i,j=1}^n W_i W_j h_{\text{MMD}}((x_i, \tilde{x}_i), (x_j, \tilde{x}_j)),$$

$$n \text{KSD}_W^2(P, Q_n) := \frac{1}{n} \sum_{i,j=1}^n W_i W_j h_{\text{KSD}, P}(x_i, x_j),$$

where  $W_1, \dots, W_n$  are i.i.d. Rademacher random variables. Given fixed observations  $Q_n$ , it is possible to draw samples  $\Delta^{(1)}, \dots, \Delta^{(b)}$  of the bootstrapped test statistics by taking fresh realisations of  $W_1, \dots, W_n$  for each sample. If we consider an MMD test, under  $H_0$ , Chwialkowski et al. (2014, Theorem 1) show that the distributions of  $n \text{MMD}^2(P, Q_n)$  and  $n \text{MMD}_W^2(P, Q_n)$  converge to the same distribution as  $n \rightarrow \infty$ . Thus, we can estimate the threshold  $c_\alpha$  during a non-composite test by computing the  $(1 - \alpha)$ -quantile of  $\{\Delta^{(k)}\}_{k=1}^b$ . Under  $H_1$ , Chwialkowski et al. (2014, Theorem 2, 3) show that  $n \text{MMD}_W^2(P, Q_n)$  will converge to a finite quantity, while Theorem 2 shows that  $n \text{MMD}^2(P, Q_n) \rightarrow \infty$ . This means that  $\mathbb{P}(\text{MMD}^2(P, Q_n) > c_\alpha) \rightarrow 1$  as  $n \rightarrow \infty$  and the test rejects  $H_0$  correctly.

We can extend the wild bootstrap to the composite case by first estimating the parameter and then applying the wild bootstrap to the estimated distribution. Thus, the bootstrapped test statistics are  $n \text{MMD}_W^2(P_{\hat{\theta}_n, n}, Q_n)$  and  $n \text{KSD}_W^2(P_{\hat{\theta}_n}, Q_n)$ , where  $P_{\hat{\theta}_n, n} = \frac{1}{n} \sum_{i=1}^n \delta_{\tilde{X}_i}$  with  $\tilde{X}_i \sim P_{\hat{\theta}_n}$ . Algorithm 1 describes this approach for the MMD, and Algorithm 2 for the KSD.

However, it is not clear from the existing results in the literature if applying the wild bootstrap to the composite test in this fashion will result in a test with a controlled type I error rate. This is because the composite test statistic contains an additional source of error, in comparison to the non-composite statistic.  $\text{MMD}^2(P, Q_n)$  contains one source of error, due to estimating  $\text{MMD}^2(P, Q)$  with  $\text{MMD}^2(P, Q_n)$ . However,  $\text{MMD}^2(P_{\hat{\theta}_n}, Q_n)$  contains a second source of error because  $P_{\theta_0}$ , the true data generating distribution under  $H_0^C$ , is estimated with  $P_{\hat{\theta}_n}$ . Figure 1 illustrates these sources of error in the non-composite and composite test statistics under the null hypothesis. If we fix an estimate of  $\hat{\theta}_n$  and then apply the wild bootstrap, we fail to take into account this additional source of error.

Surprisingly, our main result for this section shows that applying the wild bootstrap does control the type I error in the MMD test. However, the resulting test is conservative, having a type I error rate strictly less than the specified test level:

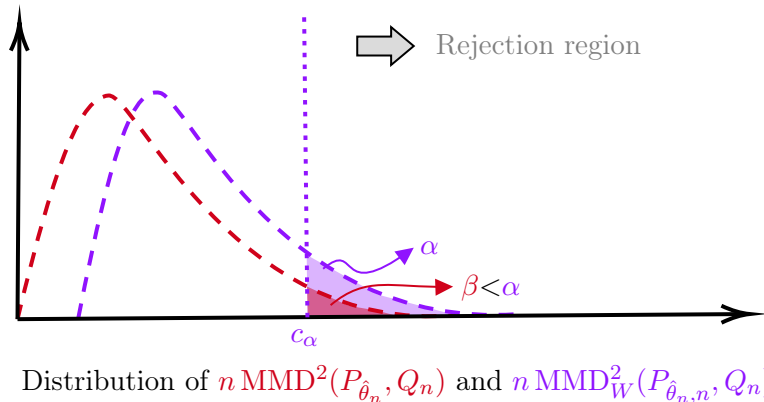


Figure 2: Illustrated distributions of the test statistic and the wild bootstrap test statistic when  $H_0^C$  holds.  $\alpha$  is the desired level, while  $\beta$  is the type I error rate achieved when computing the threshold,  $c_\alpha$ , using the wild bootstrap. Note that, because the distribution of the bootstrapped test statistic is shifted to the right,  $\beta < \alpha$  and thus the test is conservative.

**Theorem 3.** *Let  $\alpha \in (0, 1)$ , and define*

$$q_\alpha = \inf \left\{ \gamma : \limsup_{n \rightarrow \infty} \mathbb{P}(n \text{MMD}_W^2(P_{\hat{\theta}_n, n}, Q_n) > \gamma) \leq \alpha \right\}.$$

*Under the null hypothesis and Assumptions 1 to 6, it holds*

$$\limsup_{n \rightarrow \infty} \mathbb{P} \left( n \text{MMD}^2(P_{\hat{\theta}_n}, Q_n) \geq q_\alpha \right) < \alpha.$$

Once again, we provide experimental evidence that a similar result is likely to hold for the KSD test in Section 5.

The root cause of the above result is that, under both  $H_0^C$  and  $H_1^C$ ,

$$\text{MMD}^2(P_{\hat{\theta}_n}, Q_n) \leq \text{MMD}^2(P_{\theta_0}, Q_n),$$

because  $\hat{\theta}_n$  is chosen as the minimiser of  $\theta \rightarrow \text{MMD}^2(P_\theta, Q_n)$ . In other words, the additional error introduced in the composite test statistic is always negative. The impact of this on the wild bootstrap is that, for all  $x \in \mathbb{R}$ ,

$$\limsup_{n \rightarrow \infty} \mathbb{P} \left( n \text{MMD}^2(P_{\hat{\theta}_n}, Q_n) \geq x \right) < \limsup_{n \rightarrow \infty} \mathbb{P} \left( n \text{MMD}_W^2(P_{\hat{\theta}_n, n}, Q_n) \geq x \right)$$

as we show in the proof of Theorem 3. This means that the asymptotic distribution of the wild bootstrap test statistic is shifted away from zero compared to the test statistic, as shown in Figure 2. Thus, the threshold computed from the samples of the bootstrapped test statistic is too large, and the resulting test is conservative.

We conjecture that similar behaviour occurs under  $H_1^C$ , resulting in the loss of power we observe in the experiments. To achieve better performance, we can use an alternative bootstrap which does take account of estimation error.

## 4.2 The Parametric Bootstrap

We now consider the parametric bootstrap (Stute et al. 1993) presented in Algorithm 3, which is commonly used in the composite testing literature (see, for example Kellner et al. (2019), for an application to tests of Gaussianity based on the MMD). To approximate the distribution of  $nD(P_{\hat{\theta}_n}, Q_n)$  under  $H_0^C$ , this approach first fits the parameter to the observations. It then repeatedly resamples the observations, re-estimates the parameter and recomputes the test statistic. By repeatedly re-estimating the parameter, the parametric bootstrap takes account of the estimation error.

---

### Algorithm 3: Parametric bootstrap

---

**Input:**  $D, P_\theta, Q_n, \alpha, b$  (num bootstrap samples)

$\hat{\theta}_n = \arg \min_{\theta} D(P_\theta, Q_n)$ ;

**for**  $k \in \{1, \dots, b\}$  **do**

$Q_n^{(k)} = \frac{1}{n} \sum_{i=1}^n \delta_{x_i^{(k)}}, \{x_i^{(k)}\}_{i=1}^n \stackrel{iid}{\sim} P_{\hat{\theta}_n}$ ;  
 $\hat{\theta}_n^{(k)} = \arg \min_{\theta \in \Theta} D(P_\theta, Q_n^{(k)})$ ;  
 $\Delta^{(k)} = nD(P_{\hat{\theta}_n^{(k)}}, Q_n^{(k)})$ ;

$c_\alpha = \text{quantile}(\{\Delta^{(1)}, \dots, \Delta^{(b)}\}, 1 - \alpha)$ ;

---

Algorithm 3 generates samples  $\Delta^{(k)}$  of the bootstrapped test statistic  $nD(P_{\hat{\theta}_n^*}, Q_n^*)$ , where  $\hat{\theta}_n^* = \arg \min_{\theta \in \Theta} D(P_\theta, Q_n^*)$ , and  $Q_n^* = \frac{1}{n} \sum_{i=1}^n \delta_{X_i^*}$  with  $X_i^* \sim P_{\hat{\theta}_n}$ . In order for the parametric bootstrap to be valid for our test, we once again require that the distribution of the test statistic  $nD(P_{\hat{\theta}_n}, Q_n)$  and the distribution of the bootstrapped test statistic  $nD(P_{\hat{\theta}_n^*}, Q_n^*)$  converge to the same distribution as  $n \rightarrow \infty$ . Below we present a formal result showing that this is the case for the MMD, and provide empirical evidence for the KSD later in the paper. To present the result we require some additional notation, which is defined formally in Appendix A.1.4: considering random variables  $A_n$  and  $A$ , we write  $A_n \xrightarrow{\mathcal{D}\mathcal{D}} A$  to indicate that  $A_n$  converges to  $A$  in distribution conditioned on the data,  $\{X_i\}_{i=1}^n$ .

**Theorem 4** (Parametric bootstrap under the null). *Under  $H_0^C$  and Assumptions 1 to 6, we have that  $n\text{MMD}^2(P_{\hat{\theta}_n^*}, Q_n^*) \xrightarrow{\mathcal{D}\mathcal{D}} \Gamma_\infty$ , where  $\Gamma_\infty$  is a random variable with distribution given by eq. (4), i.e. the distribution of the test statistic under  $H_0^C$ .*

Note that the above convergence holds conditioned on any sequence of observations, thus holds in general.

In Section 5 we find empirically that applying the parametric bootstrap to our tests results in a good type I error rate and a better performance than the wild bootstrap when  $n$  is small. However, the parametric bootstrap is substantially more computationally intensive because it requires repeatedly computing a minimum distance estimator (and hence the kernel matrix) on fresh data, whereas the wild bootstrap only uses a single minimum distance estimator. We therefore expect the parametric bootstrap to be about  $b$  times more expensive than the wild bootstrap. However, this extra computation is likely an issue only for large  $n$ , and in this high data regime we find in our experiments that the wild bootstrap achieves

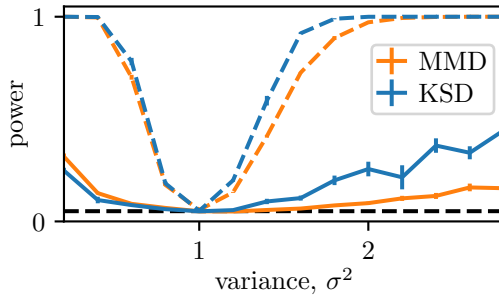


Figure 3: Comparison of composite MMD & KSD tests using the parametric bootstrap for a Gaussian location model in  $d = 1$ . Solid lines indicate  $n = 10$ , coloured dashed lines  $n = 200$ . The dashed black line shows the level. The error bars show one standard error across 4 random seeds.

similar power to the parametric bootstrap. Thus, in a high data regime there is little penalty to using the cheaper wild bootstrap.

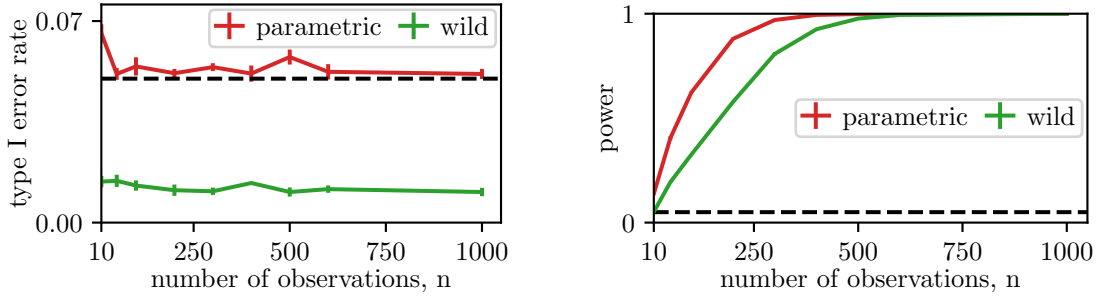
## 5. Empirical Results

In the following section, we now study the performance of our tests and bootstraps in a range of settings. We consider three examples: (i) a multivariate Gaussian location and scale model, (ii) an unnormalised nonparametric density model, and (iii) a generative model of the interaction of genes through time called a toggle-switch model. For all experiments we set the test level  $\alpha = 0.05$ , and give full implementation details in Appendix C.

### 5.1 Gaussian Model

We begin by exploring the different configurations of our test, in regard to the underlying discrepancy and the bootstrap method. To do so, we consider  $P_\theta = \mathcal{N}(\mu, \Sigma)$  where  $\mu \in \mathbb{R}^d$  and  $\Sigma \in \mathbb{R}^{d \times d}$ . This was previously considered by Kellner et al. (2019) using the MMD, but these authors did not consider the KSD. Initially, we take  $\theta = \mu$  and assume  $\Sigma = I_{d \times d}$  (i.e. a  $d$ -dimensional identity matrix) is known. Considering  $d = 1$ , we test against data generated from  $\mathcal{N}(\mu_0, \sigma^2)$ , and compute the power of the tests for different values of  $\sigma^2$ . An ideal test would have power close to  $\alpha = 0.05$  when  $\sigma^2 = 1$ , and power close to one otherwise. For all the experiments on Gaussian models, we use a Gaussian kernel with lengthscale computed using the median heuristic (Gretton et al. 2007) unless otherwise stated.

First, we compare the MMD and KSD tests. Figure 3 shows the power of the two tests in both a lower data regime, where  $n = 10$ , and a higher data regime, where  $n = 200$ . As expected, the KSD test offers better performance. This is both because the KSD does not require sampling from  $P_\theta$ , and because the MMD estimation process requires stochastic optimisation, whereas for the KSD we use a closed-form estimator. For this result,  $m$ , the number of samples from  $P_\theta$ , was set to  $m = n$  as a balance between computational cost and power. Better power could be achieved by the MMD test by increasing  $m$ , although this would increase the computational cost.



(a) Type I error rate under  $H_0^C$ .

(b) Power under  $H_1$ , where  $Q = \text{Students-t}$  with 2 degrees of freedom.

Figure 4: Performance of the KSD test using the wild and parametric bootstraps as  $n$  increases. The dashed horizontal line shows the level. The error bars show one standard error across 4 random seeds.

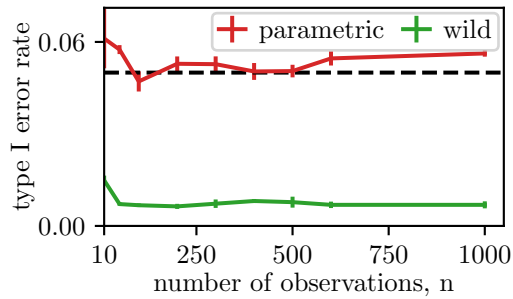
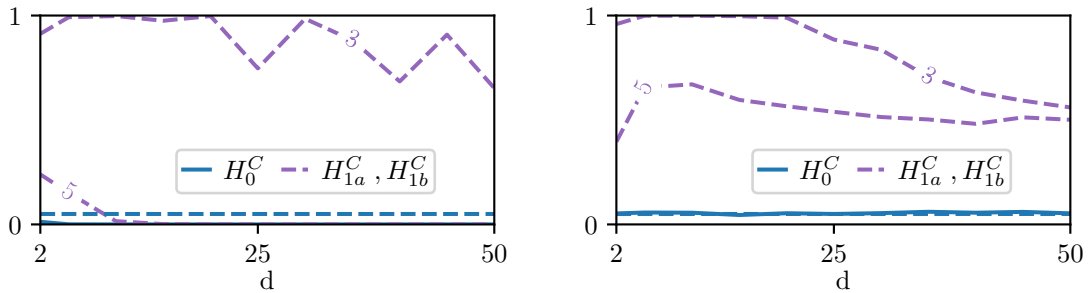


Figure 5: Type I error of the MMD test as  $n$  increases. The dashed horizontal line shows the level. The error bars show one standard error across 4 random seeds.



(a) Wild bootstrap

(b) Parametric bootstrap

Figure 6: Performance of the test as  $d$  increases. The y-axis shows the fraction of repeats where  $H_0^C$  was rejected. The labels on the lines for  $H_{1a}^C$  and  $H_{1b}^C$  indicate  $\nu$ . The horizontal black dashed line shows the level.  $n = 50$ .

Second, we examine how the choice of bootstrap method impacts the performance of the tests. We define  $H_0^C$  as the data being drawn from a Gaussian with any mean and variance. Figure 4a shows the type I error rate of the KSD test under  $H_0^C$  as  $n$  increases. The figure shows that the test using the wild bootstrap converges to a conservative type I error rate as  $n$  becomes large, while the test using the parametric bootstrap correctly converges to the specified level. This provides evidence that Theorems 3 and 4, which we have proved for the MMD, also apply to the KSD, and the test behaves correctly under  $H_0^C$ . Figure 4b shows the power of the KSD test under an alternative hypothesis, where  $Q$  is a Students-t with 2 degrees of freedom. The results show that in low data regimes the parametric bootstrap results in a significantly higher test power than the wild bootstrap, which is not unexpected because we know that the wild bootstrap computes a conservative estimate of the threshold. For large  $n$  both bootstraps achieve power 1. In Figure 5 we repeat the experiment under  $H_0^C$  for the MMD test, once again finding that the parametric bootstrap converges to the correct level, while the wild bootstrap has a conservative type I error rate.

We also consider the time taken by each bootstrap method. For  $n = 100$ , we found that each wild bootstrap test took approximately 1ms, while each parametric bootstrap test approximately 5ms. These figures depend heavily on the implementation and hardware details (as given in Appendix C). In particular, we execute all bootstrap samples in parallel on a GPU, which is particularly beneficial for the parametric bootstrap where each sample has a high computational cost. However, it will not be possible for larger models because it requires keeping  $b$  copies of the model parameters in memory. Additionally, it would be possible to further optimise the bootstrap implementations. Despite this, these approximate numbers illustrate that the parametric bootstrap test is much more expensive. Thus, for large  $n$  where the two bootstraps achieve similar power, it may be better to use the wild bootstrap.

Next, we examine the type I error rate and power of the tests as the dimensionality of the observations increases. We consider  $H_0^C$  that the data is sampled from a multivariate Gaussian. For the type I error rate, we test against data sampled from  $\mathcal{N}(0, I_{d \times d})$ . For the power we consider two alternatives,  $H_{1a}^C$  and  $H_{1b}^C$ , where we test against data sampled from a multivariate t-distributions with  $\nu = 3$  and  $\nu = 5$  degrees of freedom respectively. As  $\nu$  becomes large, the observed data become indistinguishable from a Gaussian, hence we expect the tests to have lower power against larger  $\nu$ . We set the scale parameter,  $\Sigma = I_{d \times d}(\nu - 2)/\nu$ , so that the samples have covariance  $I$  and the distance between the samples does not grow more rapidly than under  $H_0^C$  as  $d$  increases. Figure 6 shows that the parametric bootstrap test maintains the type I error rate of 0.05 under  $H_0^C$ . Under  $H_{1a}^C$  and  $H_{1b}^C$  we find that the power of the test falls somewhat for larger  $d$ . This might be expected because both estimating  $\mu$  and distinguishing the two distributions becomes more difficult as  $n$  becomes smaller relative to  $d$ . The wild bootstrap test does not perform well, and becomes very conservative as  $d$  increases.

To complete the experiments on Gaussian models, we compare the performance of our tests to existing specialised tests of Gaussianity. We consider three nonparametric tests: the Anderson-Darling, Lilliefors (the Kolomogorov-Smirnov test specialised to Gaussians) and Shapiro-Wilks tests. We also consider D’Agostino’s  $K^2$  parametric test (D’Agostino et al. 1973). For this comparison we consider one dimensional data, and test  $H_0^C$  with  $P_\theta = \mathcal{N}(\mu, \sigma^2)$ , for unknown parameters  $\theta = \{\mu, \sigma^2\}$ , the mean and variance. We perform



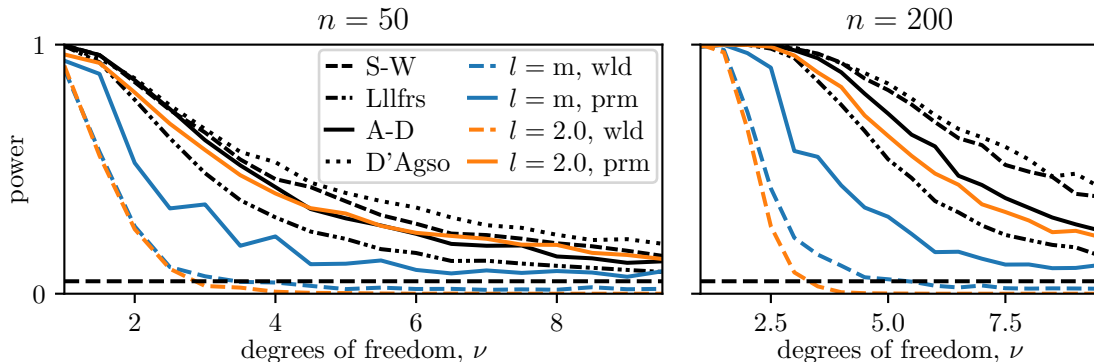


Figure 7: Comparison of the composite KSD test with parametric bootstrap, and the Shapiro-Wilks (S-W), Lilliefors (Lllfrs), Anderson-Darling (A-D) and D’Agostino’s (D’Agso) tests. Our  $H_0$  is that the data is Gaussian, but we generate the data from a series of Student’s t-distributions. We consider a lengthscale  $l = 2.0$ , optimally chosen using grid search, and lengthscale chosen using the median heuristic, indicated by  $l = m$ .  $n = 50$ .

the test against data generated from a Student’s t-distribution, and vary the degree of freedom  $\nu$ . Once again, we expect the test power to fall to  $\alpha = 0.05$ , the specified level of the test, as  $\nu$  becomes large. Figure 7 shows the results of this experiment, using the KSD estimator and KSD test statistic, including results for both bootstraps. Considering the performance of the tests when setting  $l$  using the median heuristic, we see that the wild bootstrap results in a very conservative test. The test using the parametric bootstrap performs closer to the specialised tests, while of course maintaining the advantage of being generally applicable. We also note that, while D’Agostino’s test has a very high power, it is a parametric test which only considers the first four moments of the data, and will not detect departures from Gaussianity in higher moments. Increasing  $n$  improves the power of each test, but does not change the ordering. In this plot we also demonstrate the importance of choosing the kernel. We include the power of our test for a more optimal choice of  $l = 2.0$ , which we found by sampling additional observations and performing a grid search. For this kernel, the parametric bootstrap test has comparable power to the specialised tests. However, in practice we cannot use this method to select the kernel, as we are not able to sample additional observations. Future work could look at better strategies than the median heuristic, for selecting the kernel in composite tests.

## 5.2 Density Estimation with a Kernel Exponential Family Model

We now consider the kernel exponential family  $p_\theta(x) \propto q_{\text{kef}}(x) \exp(f(x))$  where  $f$  is an element of some RKHS  $\mathcal{H}_\kappa$  with Gaussian kernel  $\kappa : \mathcal{X} \times \mathcal{X} \rightarrow \mathbb{R}$  with lengthscale  $l_{\text{kef}}$ , and  $q_{\text{kef}}$  is a reference density (Canu et al. 2006). Following Matsubara et al. (2022), we will work with a finite-rank approximation  $f(x) = \sum_{i=1}^p \theta_i \phi_i(x)$  where  $\theta \in \Theta = \mathbb{R}^p$  and

$$\phi_i = \sqrt{\frac{2^i x^{2i}}{l_{\text{kef}}^{2i} i!}} \exp\left(-\frac{x^2}{l_{\text{kef}}^2}\right), \text{ for all } i,$$

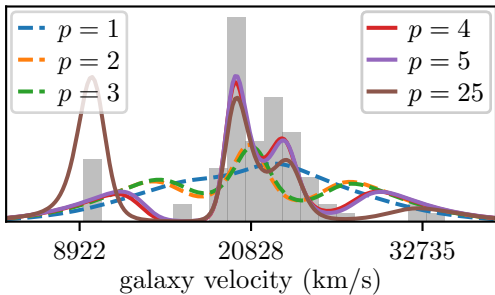


Figure 8: Fit of the kernel exponential family model on the galaxies dataset. The grey histogram shows the dataset, while the coloured lines show the density of the fitted model with varying  $p$ . The dashed lines indicate that the wild bootstrap test rejected  $H_0^C$ , while the solid lines indicate that it failed to reject.

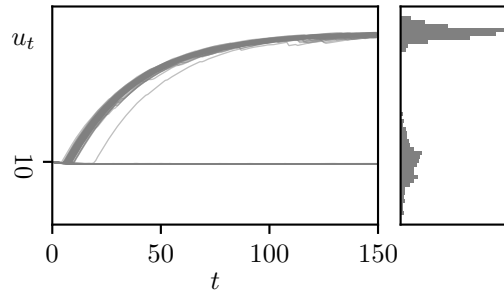


Figure 9: Left: Evolution of the  $u_t$  variable of the toggle switch model, starting with initial state  $u_t = 10$ . Each line shows a different random evolution of the model. Right: Histogram of the resulting values of  $y$ .

are basis functions. Matsubara et al. (2022) use this model for a density estimation task on a dataset of velocities of 82 galaxies (Postman et al. 1986; Roeder 1990), and use the approximation with  $p = 25$  for computational convenience. However, an open question is whether  $p = 25$  is sufficient to achieve a good fit to the data.

We propose to use our composite KSD test to answer this question. Figure 8 shows the fit of the model for increasing values of  $p$ , and whether the test rejected  $H_0^C$ . We use a sum of IMQ kernels; see Appendix C.2 for a discussion of this choice. We find that the test rejects  $H_0^C$  for  $p = 1, 2, 3$ , but does not reject for  $p = 4, 5, 25$ , with the wild and parametric bootstraps producing similar results. This suggests that  $p = 25$  is a suitable choice, though it would also be reasonable to use a smaller value of  $p$  which would further decrease the computational cost of inference.

In Figure 8 we also observe a failure mode: for  $p = 25$ , the model allocates too much weight to the left mode, yet the test still fails to reject  $H_0^C$ . This failure to identify the relative weights of isolated modes is a limitation common to all KSD methods, which we discuss further in Section 6.

### 5.3 Toggle-Switch Model

We now consider a ‘toggle switch’ model, which is a generative model with unknown likelihood and hence suitable for our composite MMD tests. The model describes how the expression level of two genes  $u$  and  $v$  interact in a sample of cells (Bonassi et al. 2011; Bonassi et al. 2015). Sampling from the model involves two coupled discretised-time equations. Denote by  $P_{\theta,T}^{\text{ts}}$  a model with parameters  $\theta = (\alpha_1, \alpha_2, \beta_1, \beta_2, \mu, \sigma, \gamma)$  with a discretisation consisting of

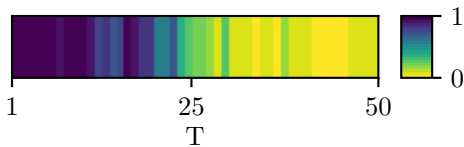


Figure 10: Fraction out of 20 repeats for which the test rejects  $H_0^C$ , comparing the toggle switch model  $P_{\theta,T}^{\text{ts}}$  against data generated from  $P_{\theta_0,300}^{\text{ts}}$ .

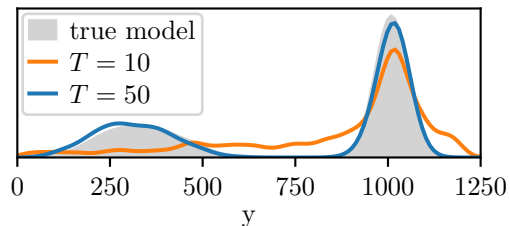


Figure 11: Fit of the toggle switch model for  $T = 10$  (for which  $H_0^C$  is rejected) and  $T = 50$  (for which it is not). The densities are generated using kernel density estimation on 500 samples.

$T$  steps. To sample  $y \sim P_{\theta,T}^{\text{ts}}$ , we sample  $y \sim \tilde{\mathcal{N}}(\mu + u_T, \mu\sigma/u_T^{\hat{\gamma}})$ , where

$$\begin{aligned} u_{t+1} &\sim \tilde{\mathcal{N}}(\mu_{u,t}, 0.5), & \mu_{u,t} &= u_t + \frac{\alpha_1}{(1 + v_t^{\beta_1})} - (1 + 0.03u_t), \\ v_{t+1} &\sim \tilde{\mathcal{N}}(\mu_{v,t}, 0.5), & \mu_{v,t} &= v_t + \frac{\alpha_2}{(1 + u_t^{\beta_2})} - (1 + 0.03v_t), \end{aligned}$$

and  $u_0 = v_0 = 10$ . In the above  $\tilde{\mathcal{N}}$  indicates a Gaussian distribution truncated to give non-negative realisations. Figure 9 demonstrates how this sampling process works, showing the evolution of  $u_t$  as  $t$  increases. To fit the model, we use stochastic optimisation; see Appendix C.3.3.

Existing work considers the model to have converged for  $T = 300$ , but using such a large value can be computationally expensive, thus a practitioner may wonder if it is possible to use a smaller value. We apply our parametric bootstrap test to this scenario by generating  $n = 500$  observations from  $P_{\theta_0,300}^{\text{ts}}$ , and then testing the  $H_0^C : \exists \tilde{\theta}_0$  such that  $P_{\tilde{\theta}_0,T}^{\text{ts}} = P_{\theta_0,300}^{\text{ts}}$  for values of  $1 \leq T \leq 50$ . To generate the observations we follow Bernton et al. (2019) and use  $\theta_0 = (22, 12, 4, 4.5, 325, 0.25, 0.15)$ . Figure 10 shows the result of the test, revealing that the test is unlikely to reject  $H_0^C$  for  $T \geq 40$ . In Figure 11 we give examples of the fit of the model for small and large  $T$ .

## 6. Limitations

While we find that our composite tests allow us to answer much more complex questions than existing kernel tests, we did also observe some limitations that we discuss below.

Firstly, the tests can perform poorly when estimating the model parameters is challenging. This is an issue for both bootstrap algorithms, but is particularly problematic for the parametric bootstrap since it requires repeated estimation of parameters. This issue arises primarily for two reasons: (i) the minimum distance estimator has high variance (for example, because  $n$  is small), (ii) the numerical optimiser implementing the estimator fails to converge to a global optimum (for example, because the objective is non-convex and the optimiser

only finds local minimums). These two failure modes are illustrated through an experiment in Appendix B.2. In practice, we should therefore consider our method as a test of both the model and the performance of the estimator, rather than of the model alone. We consider this to be a desirable behaviour, since in practice a parametric model is only ever as useful as our ability to estimate its parameters.

Secondly, the tests will perform well only in settings where  $D$  is helpful in clearly distinguishing between probability distributions. In theory, this should be the case whenever  $D$  is a valid statistical divergence, the conditions for which are discussed in Section 2.1. However, in practice we only have access to  $Q_n$  instead of  $Q$  itself, and the approximation of  $D(P_\theta, Q)$  by  $D(P_\theta, Q_n)$  can therefore lead to some error. This is of course a limitation of all existing kernel-based tests, but the issue is more pronounced for our composite tests since we use  $D$  not only as a test statistic, but also for parameter estimation. Whether  $D$  is an appropriate divergence usually depends on the particular choice of kernel and kernel hyperparameters, as illustrated numerically in Appendix B.2. Additionally, some divergences are known to have other failure modes. For example, the KSD performs poorly when applied to multimodal distributions, an issue which is common for methods based on  $\nabla_x \log p$ . If  $Q$  contains isolated modes with areas of near-zero density between them, the KSD not be able to distinguish differences in the relative weights of the modes (L. K. Wenliang et al. 2021).

A final limitation of the tests is due to the difficulty of approximating  $c_\alpha$  for large models which are expensive to fit, such a modern deep learning models. In those cases, the wild bootstrap might not provide a good enough approximation of  $c_\alpha$ , whilst the high computational cost of the parametric bootstrap (which requires fitting the model many times) may be prohibitive. Although beyond the scope of the present paper, alternative bootstrap algorithms could be used; see for example the work of Kojadinovic et al. (2012).

## 7. Connections with Existing Tests

Connections between (non-composite) kernel-based and classical tests are well-studied; see Sejdinovic et al. (2013) for an extensive discussion in the MMD case. Naturally, similar results hold for composite tests, and we sketch out some of these connections below.

### 7.1 Likelihood-ratio Tests

The first connection is with likelihood-ratio tests (Lehmann et al. 2005, Section 12.4.4), which compare a null model  $p_{\theta_0}$  and an alternative parametric model  $q_\gamma$ . Interestingly, we will show in this section that our tests are intimately linked to likelihood ratio tests where the alternative model is parameterised in some reproducing kernel Hilbert space.

Likelihood-ratio are based on the test statistic  $S_n(\gamma; f) = \frac{\partial}{\partial \gamma} \frac{1}{n} \sum_{i=1}^n \log q_\gamma(x_i)$  which is optimised over  $\gamma$  via the MLE. Now consider the alternative model given by  $q_{f,\gamma}(x) \propto \exp(\gamma f(x)) p_{\theta_0}(x)$  for some  $\gamma \in \mathbb{R}$ . This model is indexed by the function  $f$ , and consists of a perturbation of  $p_{\theta_0}$  of size  $\gamma$  in the sense that  $q_{f,\gamma} = p_{\theta_0}$  when  $\gamma = 0$ . In this case,

$$S_n(\gamma; f) = \frac{1}{n} \sum_{i=1}^n f(x_i) - \frac{\int_{\mathcal{X}} f(x) \exp(\gamma f(x)) p_{\theta_0}(x) dx}{\int_{\mathcal{X}} \exp(\gamma f(x)) p_{\theta_0}(x) dx},$$

and  $S_n(0; f) = \frac{1}{n} \sum_{i=1}^n f(x_i) - \int_{\mathcal{X}} f(x) p_{\theta_0}(x) dx$ . If  $\gamma = 0$ , the MLE of  $\gamma$  will be close to zero, and thus  $S_n(0) \approx 0$ . Note that  $|S_n(\gamma; f)| > 0$  implies that for some value  $\gamma > 0$ , the perturbation model is a better fit for  $Q_n$  than  $P_{\theta_0}$ . This choice of alternative model allows us to recover the MMD and KSD by considering suitably defined perturbations in some RKHS:

$$\sup_{f \in \mathcal{F}_{\text{MMD}}} S_n(0; f) = \text{MMD}(P_{\theta_0}, Q_n), \quad \sup_{f \in \mathcal{F}_{\text{KSD}}} S_n(0; f) = \text{KSD}(P_{\theta_0}, Q_n).$$

where  $\mathcal{F}_{\text{MMD}}$  and  $\mathcal{F}_{\text{KSD}}$  were defined in Section 2. Therefore MMD and KSD tests are likelihood-ratio tests with an alternative model parametrised in some RKHS. Of course, the argument above also holds if  $\theta_0$  is replaced by  $\hat{\theta}_n$ . As a result, our composite tests can be thought of as a composite version of likelihood-ratio tests where  $\hat{\theta}_n$  is a minimum distance estimator based on the MMD and KSD.

## 7.2 Tests based on Characteristic Functions

The composite goodness-of-fit tests in this paper are also closely connected with hypothesis tests based on distances between characteristic functions. Recall that the characteristic function of some distribution  $Q$  is defined as  $\phi_Q(\omega) = \mathbb{E}_{X \sim Q}[\exp(iX^\top \omega)]$ . The following results shows that using the MMD is equivalent to comparing the (weighted)  $L^2$  distance between characteristic functions, where the weight depends on the choice of kernel.

**Theorem 5** (Theorem 3 and Corollary 4, Sriperumbudur et al. (2010)). *Let  $\mathcal{X} = \mathbb{R}^d$  and suppose  $K(x, y) = \psi(x - y)$  where  $\psi : \mathbb{R}^d \rightarrow \mathbb{R}$  is a bounded and continuous positive function. Following Bochner's theorem,  $\psi$  is the Fourier transform of a finite nonnegative Borel measure  $\Lambda : \psi(x) = \int_{\mathbb{R}^d} \exp(-ix^\top \omega) \Lambda(d\omega)$  and hence the MMD can be expressed as*

$$\text{MMD}^2(P, Q) = \int_{\mathbb{R}^d} |\phi_P(\omega) - \phi_Q(\omega)|^2 \Lambda(d\omega).$$

There are a number of composite tests based on weighted distances between characteristic functions. One example is the work of Henze et al. (1990), which consider testing for multivariate Gaussians with unknown mean and covariance. This test therefore uses a distance equivalent to the MMD with a specific choice of kernel. However, this paper makes use of maximum likelihood estimation rather than of a minimum MMD estimator. Interestingly, this means their test is equivalent to that in Kellner et al. (2019), but the latter paper does not make the connection and propose to use the test by Henze et al. (1990) as a competitor in their numerical experiments. Note that this correspondence extends to the functional data case; see Wynne et al. (2021) for more details.

Another related work is that of Koutrouvelis et al. (1981), who focus on (possibly non-Gaussian) univariate distributions and consider an approximation of the weighted  $L^2$  distance between empirical characteristic functions. Here, the approximation consists of discretising the integral in the definition of  $L^2$  distance, and this discrepancy can therefore be thought of as an approximation of the MMD with a specific choice of kernel. Their approach does however have an additional level of approximation due to the discretisation of the integral which is unnecessary when noting the connection with the MMD. Note that Koutrouvelis et al. (1981) used the same for both discrepancy for estimation and testing.

The connection between tests based on kernels and characteristic functions can also be extended to the case of the KSD, albeit through modified characteristic functions. To state the result, define  $\mathcal{S}_{P,x}^l g = g(x)(\partial \log p(x)/\partial x_l) + (\partial g(x)/\partial x_l)$  for some sufficiently regular scalar-valued test function  $g$  and  $l \in \{1, \dots, d\}$ . For some fixed  $l$ , the modified characteristic function of some distribution  $Q$  will take the form

$$\tilde{\phi}_Q^l(\omega) = \mathbb{E}_{X \sim Q} \left[ \mathcal{S}_{P,x}^l \left[ \exp(iX^\top \omega) \right] \right].$$

**Theorem 6.** *[Simplified version of Theorem 4.1, Wynne et al. (2022)] Let  $\mathcal{X} = \mathbb{R}^d$  and suppose  $K(x, y) = \psi(x - y)$  where  $\psi : \mathbb{R}^d \rightarrow \mathbb{R}$  is a bounded and continuous positive function so that  $\psi(x) = \int_{\mathbb{R}^d} \exp(-ix^\top \omega) \Lambda(d\omega)$ . Then, the KSD can be expressed as*

$$\text{KSD}^2(P, Q) = \int_{\mathbb{R}^d} \sum_{l=1}^d \left| \tilde{\phi}_Q^l(\omega) \right|^2 \Lambda(d\omega) = \int_{\mathbb{R}^d} \sum_{l=1}^d \left| \tilde{\phi}_Q^l(\omega) - \tilde{\phi}_P^l(\omega) \right|^2 \Lambda(d\omega).$$

Ebner (2020) proposed a test of normality which uses a test statistic exactly of the form in Theorem 6. Their test implicitly assumes that  $\Lambda$  has a density, and they study the impact of the choice of density on the performance of the test. Through the theorem above, we can see that this is equivalent to varying the choice of kernel  $K$  indexing the KSD.

## 8. Conclusion

This paper proposes and studies two kernel-based tests to verify whether a given dataset is a realisation from any element of some parametric family of distributions. This was achieved by combining existing kernel hypothesis tests with recently developed minimum distance estimators, using either the MMD or KSD. We also studied two bootstrap algorithms to implement these tests: a wild bootstrap algorithm which is suitable in large-data regimes, and a parametric bootstrap which is suitable in smaller data regimes.

A number of limitations were mentioned in Section 6, and these could each be addressed in future work. For example, the issue that the tests perform poorly when the minimum distance estimators provide a poor parameter estimate could be mitigated by allowing for the use of alternative estimators which are specialised for models at hand. This is straightforward to do in practice, but would require an extension of our theoretical results. Relatedly, the performance of the composite tests is dependent on the choice of an appropriate divergence, usually through a choice of kernel. This issue could be mitigated by using the aggregate approach of Schrab et al. (2021) and Schrab et al. (2022), which removes the need to carefully select a kernel, within our composite tests.

Additionally, although the theory developed in this paper is specifically designed for Euclidean data, our MMD and KSD tests could straightforwardly be generalised to more complex settings. For example, the cases of discrete (Yang et al. 2018), manifold (Xu et al. 2020), censored (Fernández et al. 2019) or time-to-event (Fernandez et al. 2020) data could all be covered through our general methodology. Furthermore, models such as point processes (Yang et al. 2019), latent variable models (Kanagawa et al. 2019) or exponential random graph models (Xu et al. 2021) could also be tackled in this way.

Finally, we also envisage that our approach could be extended to more complex testing questions. For example, the framework could be extended to relative tests, where instead

of testing whether data comes from a fixed parametric model, the relative fit of several parametric models would be compared (Bounliphone et al. 2016; Jitkrittum et al. 2018; Lim et al. 2019). Alternatively, we could extend our methodology to construct composite tests for conditional distributions (Jitkrittum et al. 2020).

## References

- Anastasiou, A., Barp, A., Briol, F.-X., Ebner, B., Gaunt, R. E., Ghaderinezhad, F., Gorham, J., Gretton, A., Ley, C., Liu, Q., Mackey, L., Oates, C. J., Reinert, G., and Swan, Y. (2023). “Stein’s Method Meets Computational Statistics: A Review of Some Recent Developments”. In: *Statistical Science* 38.1, pp. 120–139.
- Anderson, T. W. and Darling, D. A. (1954). “A Test of Goodness of Fit”. In: *Journal of the American Statistical Association* 49.268, pp. 765–769.
- Barp, A., Briol, F.-X., Duncan, A., Girolami, M., and Mackey, L. (2019). “Minimum Stein Discrepancy Estimators”. In: *Advances in Neural Information Processing Systems*. Vol. 32.
- Basu, A., Shioya, H., and Park, C. (2011). *Statistical Inference: The Minimum Distance Approach*.
- Berlinet, A. and Thomas-Agnan, C. (2004). *Reproducing Kernel Hilbert Spaces in Probability and Statistics*.
- Bernton, E., Jacob, P. E., Gerber, M., and Robert, C. P. (2019). “Approximate Bayesian Computation with the Wasserstein Distance”. In: *Journal of the Royal Statistical Society: Series B (Statistical Methodology)* 81.2, pp. 235–269.
- Besag, J. (1974). “Spatial Interaction and the Statistical Analysis of Lattice Systems”. In: *Journal of the Royal Statistical Society Series B: Statistical Methodology* 36.2, pp. 192–236.
- Betsch, S., Ebner, B., and Klar, B. (2020). “Minimum  $L^q$ -distance Estimators for Non-Normalized Parametric Models”. In: *Canadian Journal Of Statistics*.
- Bharti, A., Naslidnyk, M., Key, O., Kaski, S., and Briol, F.-X. (2023). “Optimally-weighted Estimators of the Maximum Mean Discrepancy for Likelihood-free Inference”. arXiv: 2301.11674.
- Bharti, A., Briol, F.-X., and Pedersen, T. (2021). “A General Method for Calibrating Stochastic Radio Channel Models with Kernels”. In: *IEEE Transactions on Antennas and Propagation*.
- Bonassi, F. V. and West, M. (2015). “Sequential Monte Carlo with Adaptive Weights for Approximate Bayesian Computation”. In: *Bayesian Analysis* 10.1.
- Bonassi, F. V., You, L., and West, M. (2011). “Bayesian Learning from Marginal Data in Bionetwork Models”. In: *Statistical Applications in Genetics and Molecular Biology* 10.1.
- Bounliphone, W., Belilovsky, E., Blaschko, M. B., Antonoglou, I., and Gretton, A. (2016). “A Test of Relative Similarity for Model Selection in Generative Models”. In: *International Conference on Learning Representations*.
- Briol, F.-X., Barp, A., Duncan, A. B., and Girolami, M. (2019). “Statistical Inference for Generative Models with Maximum Mean Discrepancy”. arXiv: 1906.05944.
- Canu, S. and Smola, A. J. (2006). “Kernel Methods and the Exponential Family”. In: *Neurocomputing* 69.7-9, pp. 714–720.

- Chérief-Abdellatif, B.-E. and Alquier, P. (2020). “MMD-Bayes: Robust Bayesian Estimation via Maximum Mean Discrepancy”. In: *2nd Symposium on Advances in Approximate Bayesian Inference*, pp. 1–19.
- Chérief-Abdellatif, B.-E. and Alquier, P. (2022). “Finite Sample Properties of Parametric Mmd Estimation: Robustness to Misspecification and Dependence”. In: *Bernoulli* 28.1, pp. 181–213.
- Chwialkowski, K., Sejdinovic, D., and Gretton, A. (2014). “A Wild Bootstrap for Degenerate Kernel Tests”. In: *Neural Information Processing Systems*, pp. 3608–3616.
- Chwialkowski, K., Strathmann, H., and Gretton, A. (2016). “A Kernel Test of Goodness of Fit”. In: *International Conference on Machine Learning*, pp. 2606–2615.
- Cranmer, K., Brehmer, J., and Louppe, G. (2020). “The Frontier of Simulation-based Inference”. In: *Proceedings of the National Academy of Sciences of the United States of America* 117.48.
- D’Agostino, R. and Pearson, E. S. (1973). “Tests for Departure from Normality. Empirical Results for the Distributions of  $b_2$  and  $\sqrt{b_1}$ ”. In: *Biometrika* 60.3, pp. 613–622.
- Dawid, A. P. (2007). “The Geometry of Proper Scoring Rules”. In: *Annals of the Institute of Statistical Mathematics* 59.1, pp. 77–93.
- Dellaporta, C., Knoblauch, J., Damoulas, T., and Briol, F.-X. (2022). “Robust Bayesian inference for simulator-based models via the MMD posterior bootstrap”. In: *International Conference on Artificial Intelligence and Statistics*, pp. 943–970.
- Dziugaite, G. K., Roy, D. M., and Ghahramani, Z. (2015). “Training generative neural networks via maximum mean discrepancy optimization”. In: *Uncertainty in Artificial Intelligence*.
- Ebner, B. (2020). “On combining the zero bias transform and the empirical characteristic function to test normality”. In: *ALEA Latin American Journal of Probability and Mathematical Statistics*.
- Fernandez, T., Rivera, N., Xu, W., and Gretton, A. (2020). “Kernelized Stein Discrepancy Tests of Goodness-of-Fit for Time-to-Event Data”. In: *International Conference on Machine Learning*, pp. 3112–3122.
- Fernández, T. and Gretton, A. (2019). “A Maximum-Mean-Discrepancy Goodness-of-Fit Test for Censored Data”. In: *Artificial Intelligence and Statistics*.
- Fernández, T. and Rivera, N. (2022). “A general framework for the analysis of kernel-based tests”. arXiv: 2209.00124.
- Gong, W., Li, Y., and Hernández-Lobato, J. M. (2021). “Sliced Kernelized Stein Discrepancy”. In: *International Conference on Learning Representations*.
- Grathwohl, W., Wang, K.-C., Jacobsen, J.-H., Duvenaud, D., and Zemel, R. (2020). “Learning the Stein Discrepancy for Training and Evaluating Energy-Based Models Without Sampling”. In: *International Conference on Machine Learning*, pp. 9485–9499.
- Gretton, A., Borgwardt, K., Rasch, M., Schölkopf, B., and Smola, A. (2007). “A Kernel Method for the Two-Sample-Problem”. In: *Advances in Neural Information Processing Systems*. Vol. 19.
- Gretton, A., Borgwardt, K. M., Rasch, M. J., Schölkopf, B., and Smola, A. (2012). “A Kernel Two-Sample Test”. In: *The Journal of Machine Learning Research* 13.1, pp. 723–773.
- Henze, N. and Zirkler, B. (1990). “A class of invariant consistent tests for multivariate normality”. In: *Communications in Statistics - Theory and Methods* 19.10.



- Hyvärinen, A. (2006). “Estimation of Non-Normalized Statistical Models by Score Matching”. In: *Journal of Machine Learning Research* 6, pp. 695–708.
- Jiménez-Gamero, M. D., Alba-Fernández, V., Muñoz-García, J., and Chalco-Cano, Y. (2009). “Goodness-of-Fit Tests Based on Empirical Characteristic Functions”. In: *Computational Statistics & Data Analysis* 53.12, pp. 3957–3971.
- Jitkrittum, W., Sangkloy, P., Schölkopf, B., Kanagawa, H., Hays, J., and Gretton, A. (2018). “Informative features for model comparison”. In: *Neural Information Processing Systems*.
- Jitkrittum, W., Kanagawa, H., and Schölkopf, B. (2020). “Testing Goodness of Fit of Conditional Density Models with Kernels”. In: *Proceedings of the 36th Conference on Uncertainty in Artificial Intelligence (UAI)*. Vol. 124, pp. 221–230.
- Justel, A., Pefia, D., Zamar, R., and Statistics, D. O. (1997). “A Multivariate Kolmogorov-Smirnov Test of Goodness of Fit”. In: *Statistics & Probability Letters* 35.3, pp. 251–259.
- Kanagawa, H., Jitkrittum, W., MacKey, L., Fukumizu, K., and Gretton, A. (2019). “A Kernel Stein Test for Comparing Latent Variable Models”. arXiv: 1907.00586.
- Kellner, J. and Celisse, A. (2019). “A One-Sample Test for Normality with Kernel Methods”. In: *Bernoulli* 25.3, pp. 1816–1837.
- Kojadinovic, I. and Yan, J. (2012). “Goodness-of-Fit Testing Based on a Weighted Bootstrap - A Fast Large-Sample Alternative to the Parametric Bootstrap”. In: *Canadian Journal of Statistics* 40.3, pp. 480–500.
- Kolmogorov, A. N. (1933). “Sulla Determinazione Empirica di una Legge di Distribuzione”. In: *Giornale dell’ Istituto Italianodegli Attuari* 4, pp. 83–91.
- Koutrouvelis, I. A. and Kellermeier, J. (1981). “A Goodness-of-Fit Test Based on the Empirical Characteristic Function when Parameters Must be Estimated”. In: *Journal of the Royal Statistical Society Series B (Statistical Methodology)* 43.2, pp. 173–176.
- Lehmann, E. L. and Romano, J. P. (2005). *Testing Statistical Hypotheses*. 3rd ed.
- Leucht, A. and Neumann, M. H. (2013). “Dependent Wild Bootstrap for Degenerate U- and V-statistics”. In: *Journal of Multivariate Analysis* 117, pp. 257–280.
- Li, C.-L., Chang, W.-C., Cheng, Y., Yang, Y., and Póczos, B. (2017). “MMD GAN: Towards Deeper Understanding of Moment Matching Network”. In: *Advances in Neural Information Processing Systems*. Vol. 30.
- Li, Y., Swersky, K., and Zemel, R. (2015). “Generative Moment Matching Networks”. In: *International Conference on Machine Learning*. Vol. 37, pp. 1718–1727.
- Lim, J. N., Yamada, M., Schölkopf, B., and Jitkrittum, W. (2019). “Kernel Stein Tests for Multiple Model Comparison”. In: *Neural Information Processing Systems*.
- Liu, Q., Lee, J., and Jordan, M. (2016). “A Kernelized Stein Discrepancy for Goodness-of-Fit Tests”. In: *International Conference on Machine Learning*. Vol. 48, pp. 276–284.
- Lloyd, J. R. and Ghahramani, Z. (2015). “Statistical Model Criticism Using Kernel Two Sample Tests”. In: *Advances in Neural Information Processing Systems*. Vol. 28.
- Matsubara, T., Knoblauch, J., Briol, F.-X., and Oates, C. J. (2022). “Robust Generalised Bayesian Inference for Intractable Likelihoods”. In: *Journal of the Royal Statistical Society B: Statistical Methodology* 84.3, pp. 997–1022.
- Muller, A. (1997). “Integral Probability Metrics and Their Generating Classes of Functions”. In: *Advances in Applied Probability* 29.2, pp. 429–443.
- Nickl, R. (2012). *Statistical Theory*.

- Niu, Z., Meier, J., and Briol, F.-X. (2021). “Discrepancy-Based Inference for Intractable Generative Models Using Quasi-Monte Carlo”. arXiv: 2106.11561.
- Oates, C. J., Girolami, M., and Chopin, N. (2017). “Control Functionals for Monte Carlo Integration”. In: *Journal of the Royal Statistical Society B: Statistical Methodology* 79.3, pp. 695–718.
- Parr, W. C. and Schucany, W. R. (1980). “Minimum Distance and Robust Estimation”. In: *Journal of the American Statistical Association* 75.371, pp. 616–624.
- Postman, M., Huchra, J. P., and Geller, M. J. (1986). “Probes of Large-Scale Structure in the Corona Borealis Region.” In: *The Astronomical Journal* 92, pp. 1238–1247.
- Ren, Y., Li, J., Luo, Y., and Zhu, J. (2016). “Conditional Generative Moment-Matching Networks”. In: *International Conference on Neural Information Processing Systems*.
- Robins, G., Pattison, P., Kalish, Y., and Lusher, D. (2007). “An Introduction to Exponential Random Graph ( $p^*$ ) Models for Social Networks”. In: *Social Networks* 29.2, pp. 173–191.
- Roeder, K. (1990). “Density Estimation with Confidence Sets Exemplified by Superclusters and Voids in the Galaxies”. In: *Journal of the American Statistical Association* 85.411, pp. 617–624.
- Schrab, A., Guedj, B., and Gretton, A. (2022). “KSD Aggregated Goodness-of-Fit Test”. In: *Advances in Neural Information Processing Systems*.
- Schrab, A., Kim, I., Albert, M., Laurent, B., Guedj, B., and Gretton, A. (2021). “MMD Aggregated Two-Sample Test”. arXiv: 2110.15073.
- Sejdinovic, D., Sriperumbudur, B., Gretton, A., and Fukumizu, K. (2013). “Equivalence of Distance-Based and RKHS-based Statistics in Hypothesis Testing”. In: *Annals of Statistics* 41.5, pp. 2263–2291.
- Shao, X. (2010). “The Dependent Wild Bootstrap”. In: *Journal of the American Statistical Association* 105.489, pp. 218–235.
- Sriperumbudur, B. K., Gretton, A., Fukumizu, K., Schölkopf, B., and Lanckriet, G. R. G. (2010). “Hilbert Space Embeddings and Metrics on Probability Measures”. In: *Journal of Machine Learning Research* 11.
- Stute, W., Manteiga, W. G., and Quindimil, M. P. (1993). “Bootstrap Based Goodness-of-Fit-Tests”. In: *Metrika* 40.1, pp. 243–256.
- Sutherland, D. J., Tung, H.-Y., Strathmann, H., De, S., Ramdas, A., Smola, A. J., and Gretton, A. (2017). “Generative Models and Model Criticism via Optimized Maximum Mean Discrepancy”. In: *International Conference on Learning Representations*.
- Wenliang, L., Sutherland, D. J., Strathmann, H., and Gretton, A. (2019). “Learning Deep Kernels for Exponential Family Densities”. In: *International Conference on Machine Learning*, pp. 6737–6746.
- Wenliang, L. K. and Kanagawa, H. (2021). “Blindness of Score-Based Methods to Isolated Components and Mixing Proportions”. arXiv: 2008.10087.
- Wolfowitz, J. (1957). “The Minimum Distance Method”. In: *The Annals of Mathematical Statistics* 28.1, pp. 75–88.
- Wynne, G., Kasprzak, M., and Duncan, A. B. (2022). “A Spectral Representation of Kernel Stein Discrepancy with Application to Goodness-of-Fit Tests for Measures on Infinite Dimensional Hilbert Spaces”. arXiv: 2206.04552.
- Wynne, G. and Nagy, S. (2021). “Statistical depth meets machine learning: Kernel mean embeddings and depth in functional data analysis”. arXiv: 2105.12778.

- Xu, W. and Matsuda, T. (2020). “A Stein Goodness-of-Fit Test for Directional Distributions”. In: *Artificial Intelligence and Statistics*.
- Xu, W. and Reinert, G. (2021). “A Stein Goodness of Fit Test for Exponential Random Graph Models”. In: *Artificial Intelligence and Statistics*.
- Yang, J., Liu, Q., Rao, V., and Neville, J. (2018). “Goodness-of-Fit Testing for Discrete Distributions via Stein Discrepancy”. In: *International Conference on Machine Learning*, pp. 5561–5570.
- Yang, J., Rao, V., and Neville, J. (2019). “A Stein-Papangelou Goodness-of-Fit Test for Point Processes”. In: *International Conference on Artificial Intelligence and Statistics*, pp. 226–235.

# Appendix

## Contents

|          |  |           |
|----------|--|-----------|
| <b>A</b> | <b>Theoretical Results for MMD</b>                 | <b>29</b> |
| A.1      | Definitions . . . . .                              | 29        |
| A.2      | Preliminary Results . . . . .                      | 31        |
| A.3      | Auxiliary Results . . . . .                        | 32        |
| A.4      | Proofs of Main Results . . . . .                   | 34        |
| A.5      | Proof of Auxiliary Results . . . . .               | 40        |
| <b>B</b> | <b>Additional Experiments</b>                      | <b>54</b> |
| B.1      | Kernel Choice for Estimation and Testing . . . . . | 54        |
| B.2      | Limitations . . . . .                              | 55        |
| <b>C</b> | <b>Experiment Details</b>                          | <b>57</b> |
| C.1      | Closed-Form KSD Estimator . . . . .                | 57        |
| C.2      | Kernels . . . . .                                  | 58        |
| C.3      | Details of Specific Figures . . . . .              | 58        |

## Appendix A. Theoretical Results for MMD

### A.1 Definitions

#### A.1.1 GENERAL NOTATION

In this section we make some additional definitions which will be used in the proofs. We denote by  $Q_n$  the empirical measure based on the sample  $X_1, \dots, X_n \stackrel{i.i.d.}{\sim} Q$ , and we denote by  $Q_n^*$  the empirical measure based on the parametric bootstrap samples  $X_1^*, \dots, X_n^* \stackrel{i.i.d.}{\sim} P_{\hat{\theta}_n} | \hat{\theta}_n$ .

1. We define the functions  $L_n : \Theta \rightarrow \mathbb{R}$  and  $L : \Theta \rightarrow \mathbb{R}$  by

$$L_n(\theta) = \text{MMD}(P_\theta, Q_n)^2 \quad \text{and} \quad L(\theta) = \text{MMD}(P_\theta, Q)^2. \quad (6)$$

Similarly, for the parametric Bootstrap, we define  $L_n^* : \Theta \rightarrow \mathbb{R}$  by

$$L_n^*(\theta) = \text{MMD}(P_\theta, Q_n^*)^2. \quad (7)$$

Note then that  $\hat{\theta}_n = \arg \min_{\theta \in \Theta} L_n(\theta)$  and  $\theta_n^* = \arg \min_{\theta \in \Theta} L_n^*(\theta)$ .

2. We denote by  $\mathbf{H} \in \mathbb{R}^{p \times p}$  the Hessian matrix given by  $\mathbf{H}_{ij} = \frac{\partial^2}{\partial \theta_i \partial \theta_j} L(\theta_0)$  for any  $i, j \in \{1, \dots, p\}$ .
3. We define the function  $g : \mathcal{H} \times \Theta \rightarrow \mathbb{R}$  by  $g(\omega, \theta) = \mathbb{E}_{X \sim P_\theta}(\omega(X))$ .
4. We denote by  $\mu_\theta, \mu_n$  and  $\mu_n^* \in \mathcal{H}$ , respectively, the kernel mean embeddings of the distribution function  $P_\theta$  and the empirical distribution functions  $Q_n$  and  $Q_n^*$ , given by

$$\mu_\theta(x) = \int_{\mathcal{X}} K(x, y) p_\theta(y) \lambda(dy), \quad \mu_n(x) = \frac{1}{n} \sum_{i=1}^n K(x, X_i),$$

and

$$\mu_n^*(x) = \frac{1}{n} \sum_{i=1}^n K(x, X_i^*)$$

respectively.

5. We define  $\phi : \mathcal{X} \times \Theta \rightarrow \mathbb{R}^p$  by

$$\phi(x, \theta) = \nabla_\theta \mu_\theta(x) - \int_{\mathcal{X}} (\nabla_\theta \mu_\theta(y)) p_\theta(y) \lambda(dy). \quad (8)$$

6. We define by  $\eta : \mathcal{H} \times \mathcal{X} \times \Theta \rightarrow \mathbb{R}$  by

$$\eta(\omega, x, \theta) = \omega(x) - g(\omega, \theta) - 2 \langle \nabla_\theta g(\omega, \theta_0), \mathbf{H}^{-1} \phi(x, \theta) \rangle. \quad (9)$$

7. We define the functionals  $S_n : \mathcal{H} \rightarrow \mathbb{R}$  and  $S_n^* : \mathcal{H} \rightarrow \mathbb{R}$  by

$$S_n(\omega) = \frac{1}{\sqrt{n}} \sum_{i=1}^n \eta(\omega, X_i, \theta_0), \quad \text{and} \quad S_n^*(\omega) = \frac{1}{\sqrt{n}} \sum_{i=1}^n \eta(\omega, X_i^*, \hat{\theta}_n), \quad (10)$$

where  $\eta : \mathcal{H} \times \mathcal{X} \times \Theta \rightarrow \mathbb{R}$  is defined in eq. (9).

*Remark 7 (Bound for RKHS functions).* Observe that for any  $\omega \in \mathcal{H}$  and  $x \in \mathcal{X}$ , it holds that

$$|\omega(x)| = |\langle \omega, K_x \rangle_{\mathcal{H}}| \leq \|\omega\|_{\mathcal{H}} \|K_x\|_{\mathcal{H}} = \|\omega\|_{\mathcal{H}} \sqrt{K(x, x)},$$

where the inequality is due to the Cauchy-Schwarz's inequality. By Assumptions 1 to 6, we have that the kernel is bounded by some constant  $C > 0$ . Thus  $\sup_{x \in \mathcal{X}} |\omega(x)| \leq \|\omega\|_{\mathcal{H}} \sqrt{C}$ .

*Remark 8 (Interchange of integration and differentiation).* Observe that for any fixed  $\omega \in \mathcal{H}$ ,  $g(\omega, \theta) \in \mathcal{C}^3(\Theta)$  and, moreover

$$\mathcal{D}_{\theta} g(\omega, \theta) = \int_{\mathcal{X}} \omega(x) \mathcal{D}_{\theta} p_{\theta}(x) \lambda(dx),$$

where  $\mathcal{D}_{\theta}$  is any derivative up to order three. The previous result holds by an application of Lebesgue's dominated convergence theorem since  $p_{\theta}(x) \in \mathcal{C}^3(\Theta)$  for all  $x \in \mathcal{X}$ , and by the integrability conditions of Assumption 3.

Similarly  $\mu_{\theta}(x) \in \mathcal{C}^3(\Theta)$  for all  $x \in \mathcal{X}$ , and

$$\mathcal{D}_{\theta} \mu_{\theta}(x) = \int_{\mathcal{X}} K(x, y) \mathcal{D}_{\theta} p_{\theta}(y) \lambda(dy).$$

Moreover, by the integrability conditions of Assumption 3 and since the kernel is bounded by a constant  $C > 0$  (Assumption 5), it holds

$$\sup_{\theta \in \Theta} \sup_{x \in \mathcal{X}} \left| \int_{\mathcal{X}} K(x, y) \mathcal{D}_{\theta} p_{\theta}(y) \lambda(dy) \right| \leq C \int_{\mathcal{X}} \sup_{\theta \in \Theta} |\mathcal{D}_{\theta} p_{\theta}(y)| \lambda(dy) < \infty. \quad (11)$$

### A.1.2 TEST STATISTIC

In our proofs we consider an alternative form of the definition of the MMD, which is equivalent to that give in Equation (2):

$$n \text{MMD}(P_{\theta}, Q_n)^2 = \sup_{\omega \in \mathcal{H}: \|\omega\|_{\mathcal{H}}=1} \left( \frac{1}{\sqrt{n}} \sum_{i=1}^n \omega(X_i) - g(\omega, \theta) \right)^2.$$

### A.1.3 WILD BOOTSTRAP

In order to analyse the asymptotic behaviour of the wild bootstrap test-statistic, we write it in terms of a supremum as follows

$$\begin{aligned} n \text{MMD}_W^2(P_{\hat{\theta}_{n,n}}, Q_n) &:= \frac{1}{n} \sum_{i,j=1}^n W_i W_j h_{\text{MMD}}((X_i, \tilde{X}_i), (X_j, \tilde{X}_j)) \\ &= \sup_{\omega \in \mathcal{H}: \|\omega\|_{\mathcal{H}}=1} \left( \frac{1}{\sqrt{n}} \sum_{i=1}^n W_i (\omega(X_i) - \omega(\tilde{X}_i)) \right)^2, \end{aligned}$$

where recall that  $X_1, \dots, X_n \stackrel{i.i.d.}{\sim} Q$ ,  $\tilde{X}_1, \dots, \tilde{X}_n \stackrel{i.i.d.}{\sim} P_{\hat{\theta}_n} | \hat{\theta}_n$ , and  $W_1, \dots, W_n \stackrel{i.i.d.}{\sim}$  Radamacher are independent of everything.

#### A.1.4 PARAMETRIC BOOTSTRAP

To obtain the results for the parametric bootstrap, we condition on the data  $X_1, \dots, X_n$ . To this end, we use the following notation:

- Define  $\mathbb{P}_D(\cdot) = \mathbb{P}(\cdot | X_1, \dots, X_n)$ ,  $\mathbb{E}_D(\cdot) = \mathbb{E}(\cdot | X_1, \dots, X_n)$ ,  $\mathbb{V}\text{ar}_D(\cdot) = \mathbb{V}\text{ar}(\cdot | X_1, \dots, X_n)$ , and  $\mathbb{C}\text{ov}_D(\cdot, \cdot) = \mathbb{C}\text{ov}(\cdot, \cdot | X_1, \dots, X_n)$ .
- Define  $a_n = o_{p_D}(1)$  if, for each  $\varepsilon > 0$ , it holds  $\mathbb{P}_D(|a_n| \geq \varepsilon) \xrightarrow{\mathbb{P}} 0$  when  $n \rightarrow \infty$ .
- Define  $a_n = O_{p_D}(1)$  if for any  $\varepsilon > 0$  there exists  $M > 0$  such that

$$\mathbb{P}(\{\mathbb{P}_D(|a_n| > M) \leq \varepsilon\}) \rightarrow 1.$$

- Given a random variable  $a$ , define  $a_n \xrightarrow{D} a$  (i.e.  $a_n$  converges in distribution to  $a$  given the data points  $X_1, \dots, X_n$ ) if and only if

$$|\mathbb{E}_D(f(a_n) - f(a))| \xrightarrow{\mathbb{P}} 0,$$

for any bounded, uniformly continuous real-valued  $f$ .

## A.2 Preliminary Results

We state some preliminary results that will be used in our proofs.

The first corresponds to Theorem 1 of Fernández et al. (2022), and it will be used to prove Theorems 1 and 4.

**Theorem 9.** *Let  $(S_n)_{n \geq 1}$  be a sequence of bounded linear test-statistics satisfying conditions  $G_0$ - $G_2$  (stated below). Then*

$$\sup_{\omega \in \mathcal{H}: \|\omega\|_{\mathcal{H}}=1} S_n(\omega)^2 \xrightarrow{D} \sum_{i=1}^{\infty} \lambda_i Z_i^2,$$

where  $Z_1, Z_2, \dots$  are i.i.d. standard normal random variables, and  $\lambda_1, \lambda_2, \dots$  are the eigenvalues of the operator  $T_\sigma : \mathcal{H} \rightarrow \mathcal{H}$  defined by  $(T_\sigma \omega)(x) = \sigma(\omega, K_x)$ , where  $\sigma : \mathcal{H} \times \mathcal{H} \rightarrow \mathbb{R}$  is the bilinear form of Condition  $G_0$ .

We state conditions  $G_0$ - $G_2$ .

**Condition  $G_0$ :** *There exists a continuous bilinear form  $\sigma : \mathcal{H} \times \mathcal{H} \rightarrow \mathbb{R}$  such that for any  $m \in \mathbb{N}$ , the bounded linear test-statistic  $S_n(w_1 + \dots + w_m)$  converges in distribution to a normal random variable with mean 0 and variance given by  $\sum_{i=1}^m \sum_{j=1}^m \sigma(w_i, w_j)$ .*

**Condition  $G_1$ :** *For some orthonormal basis  $(\psi_i)_{i \geq 1}$  of  $\mathcal{H}$  we have  $\sum_{i \geq 1} \sigma(\psi_i, \psi_i) < \infty$ .*

**Condition  $G_2$ :** For some orthonormal basis  $(\psi_i)_{i \geq 1}$  of  $\mathcal{H}$ , and for any  $\varepsilon > 0$ , we have that

$$\lim_{i \rightarrow \infty} \limsup_{n \rightarrow \infty} \mathbb{P} \left( \sum_{k=i+1}^{\infty} S_n(\psi_k)^2 \geq \varepsilon \right) = 0.$$

The following result appears in Nickl 2012.

**Theorem 10** (Theorem 1, Nickl 2012). *Suppose that  $\Theta \subset \mathbb{R}^p$  is compact (i.e. bounded and closed). Assume that  $L : \Theta \rightarrow \mathbb{R}$  is a deterministic function with  $L \in \mathcal{C}^0(\Theta)$ , and that  $\theta_{opt}$  is the unique minimiser of  $L$ . If*

$$\sup_{\theta \in \Theta} |L_n(\theta) - L(\theta)| \xrightarrow{\mathbb{P}} 0$$

as  $n$  grows to infinity, then any solution  $\hat{\theta}_n$  of  $\min_{\theta \in \Theta} L_n(\theta)$  satisfies

$$\hat{\theta}_n \xrightarrow{\mathbb{P}} \theta_{opt} \quad \text{as } n \rightarrow \infty.$$

### A.3 Auxiliary Results

**Lemma 11.** *Under Assumptions 1 to 6 and  $H_0^C$  it holds that*

$$n \text{MMD}(P_{\hat{\theta}_n}, Q_n)^2 = n \text{MMD}(P_{\theta_0}, Q_n)^2 - \frac{2}{n} \sum_{i=1}^n \sum_{j=1}^n \phi(X_j, \theta_0)^\top \mathbf{H}^{-1} \phi(X_i, \theta_0) + o_p(1),$$

where  $\phi : \mathcal{X} \times \Theta \rightarrow \mathbb{R}^p$  is defined in eq. (8), and  $\mathbf{H}$  is the Hessian matrix defined in appendix A.1.1.

**Proposition 12** (Normal distribution for the Wild Bootstrap test-statistic). *Define  $Z_n : \mathcal{H} \rightarrow \mathbb{R}$  by  $Z_n(\omega) = \frac{1}{\sqrt{n}} \sum_{i=1}^n W_i(\omega(X_i) - \omega(\tilde{X}_i))$ , where  $X_1, \dots, X_n \stackrel{i.i.d.}{\sim} Q$  and  $\tilde{X}_1, \dots, \tilde{X}_n \stackrel{i.i.d.}{\sim} P_{\hat{\theta}_n}$ , and  $W_1, \dots, W_n \stackrel{i.i.d.}{\sim}$  Radamacher that are independent of everything else.*

*Then,  $Z_n(\omega) \xrightarrow{\mathcal{D}} N(0, \nu(\omega, \omega))$ , where*

$$\nu(\omega, \omega') = 2 \int (\omega(x) - g(\omega, \theta_0))(\omega'(x) - g(\omega', \theta_0)) p_{\theta_0}(x) \lambda(dx).$$

**Proposition 13.** *Under Assumptions 1 to 6 and the null hypothesis it holds that  $\hat{\theta}_n \xrightarrow{\mathbb{P}} \theta_0$ .*

**Proposition 14.**

$$\nabla_{\theta} L_n(\theta) = -\frac{2}{n} \sum_{i=1}^n \phi(X_i, \theta), \quad \text{and} \quad \nabla_{\theta} L_n^*(\theta) = -\frac{2}{n} \sum_{i=1}^n \phi(X_i^*, \theta).$$

Moreover, under Assumptions 1 to 6 the following items hold.

- i)  $\mathbb{E}_{X \sim P_{\theta}}(\phi(X, \theta)) = \mathbf{0}$ , and  $\mathbb{E}_D(\phi(X^*, \hat{\theta}_n)) = \mathbf{0}$ , where  $X^* \sim P_{\hat{\theta}_n} | \hat{\theta}_n$ ,
- ii)  $\sup_{\theta \in \Theta} \sup_{x \in \mathbb{R}^d} \|\phi(x, \theta)\| < \infty$ , and



iii)  $\sqrt{n}\|\nabla_{\theta}L_n(\theta_0)\| = O_p(1)$  holds under the null hypothesis, and  $\sqrt{n}\|\nabla_{\theta}L_n^*(\hat{\theta}_n)\| = O_p(1)$ .

**Proposition 15.** *Under Assumptions 1 to 6 the following items hold.*

i) For any fixed  $\theta \in \Theta$  and  $\omega \in \mathcal{H}$ ,  $\mathbb{E}_{X \sim P_{\theta}}(\eta(\omega, X, \theta)) = 0$ ,

ii) there exists constants  $C_1 > 0$  and  $C_2 > 0$  such that for any fixed  $\theta \in \Theta$  and  $\omega \in \mathcal{H}$ ,

$$\mathbb{E}_{X \sim P_{\theta}}(\eta(\omega, X, \theta)^2) \leq C_1 \mathbb{E}_{X \sim P_{\theta}}(\omega(X)^2) + C_2 \|\nabla_{\theta}g(\omega, \theta)\|^2,$$

and

iii) for each  $\omega \in \mathcal{H}$ , it holds  $\sup_{\theta \in \Theta} \sup_{x \in \mathcal{X}} |\eta(\omega, x, \theta)| < \infty$ .

**Lemma 16.** *Under Assumptions 1 to 6 and the null hypothesis, it holds that for any  $\ell, j \in \{1, \dots, p\}$  and  $\varepsilon > 0$*

$$\sup_{\theta \in \Theta} \left| \frac{1}{n} \sum_{i=1}^n \left( \frac{\partial^2}{\partial \theta_{\ell} \partial \theta_j} \mu_{\theta}(X_i) - \mathbb{E}_{X \sim P_{\theta_0}} \left( \frac{\partial^2}{\partial \theta_{\ell} \partial \theta_j} \mu_{\theta}(X) \right) \right) \right| \xrightarrow{\mathbb{P}} 0, \quad (12)$$

and,

$$\mathbb{P}_D \left( \sup_{\theta \in \Theta} \left| \frac{1}{n} \sum_{i=1}^n \left( \frac{\partial^2}{\partial \theta_{\ell} \partial \theta_j} \mu_{\theta}(X_i^*) - \mathbb{E}_{X \sim P_{\theta_0}} \left( \frac{\partial^2}{\partial \theta_{\ell} \partial \theta_j} \mu_{\theta}(X) \right) \right) \right| \geq \varepsilon \right) \xrightarrow{\mathbb{P}} 0, \quad (13)$$

as  $n$  grows to infinity.

**Proposition 17.** *Define  $\mathbf{H}_n$  and  $\mathbf{H}_n^*$  by*

$$(\mathbf{H}_n)_{ij} = \frac{\partial^2}{\partial \theta_i \partial \theta_j} L_n(\tilde{\theta}^j) \quad \text{and} \quad (\mathbf{H}_n^*)_{ij} = \frac{\partial^2}{\partial \theta_i \partial \theta_j} L_n^*(\tilde{\theta}_{\star}^j)$$

for any  $i, j \in \{1, \dots, p\}$ , where  $L_n$  and  $L_n^*$  are defined in eqs. (6) and (7), respectively,  $\tilde{\theta}^1, \dots, \tilde{\theta}^p$  lie between  $\theta_0$  and  $\hat{\theta}_n$ , and  $\tilde{\theta}_{\star}^1, \dots, \tilde{\theta}_{\star}^p$  lie between  $\hat{\theta}_n$  and  $\hat{\theta}_n^*$ .

Then, under Assumptions 1 to 6 and the null hypothesis it holds

$$\|\mathbf{H}_n - \mathbf{H}\| = o_p(1) \quad \text{and} \quad \|\mathbf{H}_n^* - \mathbf{H}\| = o_{p_D}(1)$$

as  $n$  grows to infinity.

**Proposition 18.** *Under Assumptions 1 to 6 and the null hypothesis, the following items are true.*

i)  $\sqrt{n}(\theta_0 - \hat{\theta}_n) = \sqrt{n}\mathbf{H}^{-1}\nabla_{\theta}L_n(\theta_0) + o_p(1)$ , and

ii)  $\sqrt{n}(\hat{\theta}_n - \theta_n^*) = \sqrt{n}\mathbf{H}^{-1}\nabla_{\theta}L_n^*(\hat{\theta}_n) + o_p(1)$ .

**Lemma 19.** *Under Assumptions 1 to 6, it holds*

i)  $\sqrt{n}(\hat{\theta}_n - \theta_n^*) = O_p(1)$ , and

ii)  $\theta_n^* - \theta_0 = o_p(1)$  holds under the null hypothesis.

**Proposition 20.** *Under the null hypothesis and Assumptions 1 to 6,*

$$\frac{1}{\sqrt{n}} \sum_{i=1}^n \omega(X_i) - g(\omega, \hat{\theta}_n) = S_n(\omega) + o_p(1),$$

holds for every  $\omega \in \mathcal{H}$ , where  $S_n : \mathcal{H} \rightarrow \mathbb{R}$  is defined in eq. (10) and the error term does not depend on  $\omega$ .

**Proposition 21.** *Consider  $\mathbf{S}_n = (S_n(\omega_1), \dots, S_n(\omega_m))$ , where  $\omega_\ell \in \mathcal{H}$  for each  $\ell \in [m]$  and fixed  $m \in \mathbb{N}$ . Then, under the null hypothesis, and Assumptions 1 to 6, we have  $\mathbf{S}_n \xrightarrow{\mathcal{D}} N_m(0, \Sigma)$  as  $n$  grows to infinity, where for any  $i, j \in [m]$  we have*

$$\Sigma_{ij} = \sigma(\omega_i, \omega_j) := \mathbb{E}_{X \sim P_{\theta_0}} (\eta(\omega_i, X, \theta_0) \eta(\omega_j, X, \theta_0)), \quad (14)$$

and the function  $\eta$  is defined in eq. (9).

The next two results are analogous to Proposition 20 and Proposition 21 but for the parametric bootstrap test-statistic. Note that these results are obtained conditioned on the data  $X_1, \dots, X_n$ .

**Proposition 22.** *Under the null hypothesis and Assumptions 1 to 6, it holds*

$$\frac{1}{\sqrt{n}} \sum_{i=1}^n \omega(X_i^*) - g(\omega, \theta_n^*) = S_n^*(\omega) + o_p(1),$$

where  $S_n^* : \mathcal{H} \rightarrow \mathbb{R}$  is defined in eq. (10).

**Proposition 23.** *Consider  $\mathbf{S}_n^* = (S_n^*(\omega_1), \dots, S_n^*(\omega_m))$ , where  $\omega_\ell \in \mathcal{H}$  for each  $\ell \in [m]$  and  $m \in \mathbb{N}$  is fixed. Then, under the null hypothesis, and Assumptions 1 to 6, we have  $\mathbf{S}_n^* \xrightarrow{\mathcal{D}} N_m(0, \Sigma)$  as  $n$  grows to infinity, where  $\Sigma$  is defined in eq. (14)*

**Proposition 24.** *Let  $(\psi_i)_{i \geq 1}$  be any orthonormal basis of  $\mathcal{H}$ . Then under Assumptions 1 to 6 it holds that  $\sum_{i \geq 1} \|\nabla_{\theta} g(\psi_i, \theta_0)\|^2 < \infty$ .*

## A.4 Proofs of Main Results

This section contains proofs of results given in the main paper.

### Proof of Theorem 1

*Proof.* By the definition of the maximum mean discrepancy, it holds

$$n \text{MMD}(P_{\hat{\theta}_n}, Q_n)^2 = \sup_{\omega \in \mathcal{H}: \|\omega\|_{\mathcal{H}}=1} \gamma_n(\omega)^2, \quad \text{where} \quad \gamma_n(\omega) = \frac{1}{\sqrt{n}} \sum_{i=1}^n \omega(X_i) - g(\omega, \hat{\theta}_n).$$

Proposition 20 yields  $\gamma_n(\omega) = S_n(\omega) + o_p(1)$ , where  $S_n : \mathcal{H} \rightarrow \mathbb{R}$  is the functional defined in eq. (10), and the error term does not depend on  $\omega$ . Then, by using the fact that  $\sup_{\omega \in \mathcal{H}: \|\omega\|_{\mathcal{H}}=1} S_n(\omega)^2$  converges in distribution (which will be proved next) we obtain

$$n \text{MMD}(P_{\hat{\theta}_n}, Q_n)^2 = \sup_{\omega \in \mathcal{H}: \|\omega\|_{\mathcal{H}}=1} S_n(\omega)^2 + o_p(1).$$

By Slutsky's theorem, we deduce that  $n \text{MMD}(P_{\hat{\theta}_n}, Q_n)^2$  and  $\sup_{\omega \in \mathcal{H}: \|\omega\|_{\mathcal{H}}=1} S_n(\omega)^2$  have the same asymptotic null distribution.

It is not difficult to verify that  $S_n(\omega) = \frac{1}{\sqrt{n}} \sum_{i=1}^n \eta(\omega, X_i, \theta_0)$ , is bounded and linear. The linearity follows from the fact that for any fixed  $x \in \mathcal{X}$  and  $\theta \in \Theta$ ,  $\eta(\omega, x, \theta)$  is linear on its argument  $\omega$ . Additionally, note that by item iii of Proposition 15, for each  $\omega \in \mathcal{H}$  it holds  $\sup_{\theta \in \Theta} \sup_{x \in \mathcal{X}} |\eta(\omega, x, \theta)| < \infty$  from which we deduce  $S_n(\omega)$  is bounded. Then, we can use Theorem 9 to study the asymptotic null distribution of  $\sup_{\omega \in \mathcal{H}: \|\omega\|_{\mathcal{H}}=1} S_n(\omega)^2$ . To apply Theorem 9 we need to verify conditions  $G_0, G_1$  and  $G_2$ , which are stated in Appendix A.2.

Condition  $G_0$  follows directly from Proposition 21, where  $\sigma : \mathcal{H} \times \mathcal{H} \rightarrow \mathbb{R}$  is given by  $\sigma(\omega, \omega') := \mathbb{E}_{X \sim P_{\theta_0}} (\eta(\omega, X, \theta_0) \eta(\omega', X, \theta_0))$  for any  $\omega, \omega' \in \mathcal{H}$ . To verify condition  $G_1$  consider an orthonormal basis  $(\psi_i)_{i \geq 1}$  of  $\mathcal{H}$  and observe that by Proposition 15 there exists constants  $C_1 > 0$  and  $C_2 > 0$  such that for all  $i \geq 1$  it holds

$$\sigma(\psi_i, \psi_i) = \mathbb{E}_{X \sim P_{\theta_0}} (\eta(\psi_i, X, \theta_0)^2) < C_1 \mathbb{E}_{X \sim P_{\theta_0}} (\psi_i(X)^2) + C_2 \|\nabla_{\theta} g(\psi_i, \theta_0)\|^2.$$

Then,

$$\sum_{i \geq 1} \sigma(\psi_i, \psi_i) \leq C_1 \sum_{i \geq 1} \mathbb{E}_{X \sim P_{\theta_0}} (\psi_i(X)^2) + C_2 \sum_{i \geq 1} \|\nabla_{\theta} g(\psi_i, \theta_0)\|^2 < \infty. \quad (15)$$

where the last inequality holds since  $K(x, x) = \sum_{i \geq 1} \psi_i(x)^2$ , and the kernel is bounded by our assumptions, and by Proposition 24.

Finally, we proceed to verify condition  $G_2$ . For this, let  $\varepsilon > 0$ , and note

$$\begin{aligned} \mathbb{P} \left( \sum_{k \geq i} S_n(\psi_k)^2 \geq \varepsilon \right) &\leq \sum_{k \geq i} \varepsilon^{-1} \mathbb{E} (S_n(\psi_k)^2) = \varepsilon^{-1} \sum_{k \geq i} \mathbb{E}_{X \sim P_{\theta_0}} (\eta(\psi_k, X, \theta_0)^2) \\ &= \varepsilon^{-1} \sum_{k \geq i} \sigma(\psi_k, \psi_k), \end{aligned}$$

where first inequality is due to Markov's inequality, the first equality follows from the definition of  $S_n(\omega) = \frac{1}{\sqrt{n}} \sum_{i=1}^n \eta(\omega, X_i, \theta_0)$  given in eq. (10), and the last equality is due to the definition of  $\sigma$ .

Finally, notice that

$$\lim_{i \rightarrow \infty} \limsup_{n \rightarrow \infty} \mathbb{P} \left( \sum_{k \geq i} S_n(\psi_k)^2 \geq \varepsilon \right) \leq \varepsilon^{-1} \lim_{i \rightarrow \infty} \sum_{k \geq i} \sigma(\psi_k, \psi_k) \rightarrow 0,$$

where the limit is due to eq. (15). □

## Proof of Theorem 2

*Proof.* By definition and by using the triangle inequality we obtain

$$\text{MMD}_K(P_{\hat{\theta}_n}, Q_n)^2 = \left\| \mu_{\hat{\theta}_n} - \mu_n \right\|_{\mathcal{H}}^2 \geq \left\| \mu_{\hat{\theta}_n} - \mu_Q \right\|_{\mathcal{H}}^2 - \left\| \mu_Q - \mu_n \right\|_{\mathcal{H}}^2,$$

where  $\mu_Q$  is the kernel mean embedding of  $Q$  given by  $\mu_Q(x) = \int K(x, y)q(y)\lambda(dy)$ . Note that  $\lim_{n \rightarrow \infty} \|\mu_Q - \mu_n\|_{\mathcal{H}}^2 = 0$  a.s. by the standard law of large numbers for RKHS Berlinet et al. (2004, Section 9.1.1-9.1.2). Next, we will prove that

$$\liminf_{n \rightarrow \infty} \left\| \mu_{\hat{\theta}_n} - \mu_Q \right\|_{\mathcal{H}}^2 > 0 \quad a.s.,$$

under Assumptions 1 to 6, from which the main result holds.

We proceed by contradiction and suppose that  $\liminf_{n \rightarrow \infty} \left\| \mu_{\hat{\theta}_n} - \mu_Q \right\|_{\mathcal{H}}^2 = 0$  a.s. Then there exists a collection of indices  $(a(n))_{n \geq 1}$  such that the subsequence  $\mu_{\hat{\theta}_{a(n)}}$  satisfies

$$\lim_{n \rightarrow \infty} \left\| \mu_{\hat{\theta}_{a(n)}} - \mu_Q \right\|_{\mathcal{H}}^2 = 0 \quad a.s. \quad (16)$$

Additionally, note that since the set  $\Theta$  is compact, then there exists a subsequence  $(\hat{\theta}_{a(b(n))})_{n \geq 1}$  and  $\theta^* \in \Theta$  such that  $\lim_{n \rightarrow \infty} \|\hat{\theta}_{a(b(n))} - \theta^*\| = 0$  a.s. By Assumptions 1 to 6, the kernel  $K$  is bounded,  $p_{\theta}(x) \in \mathcal{C}^0(\Theta)$  for each fixed  $x \in \mathcal{X}$ , and  $\int_{\mathcal{X}} \sup_{\theta \in \Theta} p_{\theta}(x) \lambda(x) dx < \infty$ . Therefore, by the Lebesgue's dominated convergence theorem we deduce

$$\begin{aligned} & \left\| \mu_{\hat{\theta}_{a(b(n))}} - \mu_{\theta^*} \right\|_{\mathcal{H}}^2 \\ &= \int_{\mathcal{X}} \int_{\mathcal{X}} K(x, y) \left( p_{\hat{\theta}_{a(b(n))}}(x) - p_{\theta^*}(x) \right) \left( p_{\hat{\theta}_{a(b(n))}}(y) - p_{\theta^*}(y) \right) \lambda(x) \lambda(y) dx dy \\ &\rightarrow 0 \end{aligned} \quad (17)$$

when  $n$  grows to infinity.

Then, by the triangle inequality and eqs. (16) and (17) we have that

$$\|\mu_{\theta^*} - \mu_Q\|_{\mathcal{H}} \leq \left\| \mu_{\theta^*} - \mu_{\hat{\theta}_{a(b(n))}} \right\|_{\mathcal{H}} + \left\| \mu_{\hat{\theta}_{a(b(n))}} - \mu_Q \right\|_{\mathcal{H}} \rightarrow 0 \quad a.s.$$

Thus  $\|\mu_{\theta^*} - \mu_Q\|_{\mathcal{H}} = \text{MMD}(Q, P_{\theta^*}) = 0$ , and since the kernel is characteristic by Assumptions 1 to 6, we conclude  $Q = P_{\theta^*}$ , but this is a contradiction since under the alternative hypothesis  $Q \notin \mathcal{P}_{\theta}$ .  $\square$

### Proof of Theorem 3

*Proof.* Observe that

$$n \text{MMD}_W^2(P_{\hat{\theta}_n, n}, Q_n) = \sup_{\omega \in \mathcal{H}: \|\omega\|_{\mathcal{H}}=1} Z_n(\omega)^2, \quad (18)$$

where  $Z_n : \mathcal{H} \rightarrow \mathbb{R}$  is defined  $Z_n(\omega) = \frac{1}{\sqrt{n}} \sum_{i=1}^n W_i(\omega(X_i) - \omega(\tilde{X}_i))$ . It is not difficult to see that  $Z_n$  is linear on its argument  $\omega$ , and that  $Z_n$  is bounded since Assumptions 1 to 6 yield  $\sup_{x \in \mathcal{X}} |\omega(x)| \leq \|\omega\|_{\mathcal{H}} \sup_{x \in \mathcal{X}} \sqrt{K(x, x)} < \infty$ . Then, the asymptotic distribution of the wild bootstrap test-statistic  $n \text{MMD}_W^2(P_{\hat{\theta}_n, n}, Q_n)$  can be obtained from Theorem 9 and eq. (18), by verifying that  $Z_n$  satisfies conditions  $G_0$ - $G_2$ .

We proceed to verify conditions  $G_0$ - $G_2$ . Observe that Condition  $G_0$  follows directly from Proposition 12, where we obtain that

$$Z_n(\omega_1 + \dots + \omega_m) \xrightarrow{\mathcal{D}_D} N \left( 0, \sum_{i=1}^m \sum_{j=1}^m \nu(\omega_i, \omega_j) \right),$$

for any  $m \in \mathbb{N}$  and  $\omega_1, \dots, \omega_m \in \mathcal{H}$ , where  $\nu : \mathcal{H} \times \mathcal{H} \rightarrow \mathbb{R}$  is given by

$$\nu(\omega, \omega') = 2 \int (\omega(x) - g(\omega, \theta_0))(\omega'(x) - g(\omega', \theta_0))p_{\theta_0}(x)\lambda(dx).$$

Consider some orthonormal basis  $(\psi_i)_{i \geq 1}$  of  $\mathcal{H}$ . To satisfy condition  $G_1$ , we need to verify that  $\sum_{i \geq 1} \nu(\psi_i, \psi_i) < \infty$  holds. Note that

$$\begin{aligned} \sum_{i \geq 1} \nu(\psi_i, \psi_i) &= \sum_{i \geq 1} 2 \int (\psi_i(x) - g(\psi_i, \theta_0))^2 p_{\theta_0}(x) \lambda(dx) \\ &\leq 2 \int \sum_{i \geq 1} \psi_i(x)^2 p_{\theta_0}(x) \lambda(dx) = 2 \int K(x, x) p_{\theta_0}(x) \lambda(dx) < \infty, \end{aligned}$$

where the first inequality follows from the fact that the variance of a random variable is upper bounded by its second moment, and the last inequality holds from the fact that  $\sum_{i \geq 1} \psi_i(x)^2 = K(x, x)$ , and by Assumptions 1 to 6 the kernel is bounded.

Finally, note that  $\lim_{i \rightarrow \infty} \limsup_{n \rightarrow \infty} \mathbb{P}_D \left( \sum_{k \geq i} Z_n(\psi_k)^2 \geq \varepsilon \right) = 0$  verifies Condition  $G_2$ . By Markov's inequality

$$\mathbb{P}_D \left( \sum_{k \geq i} Z_n(\psi_k)^2 \geq \varepsilon \right) \leq \frac{1}{\varepsilon} \sum_{k \geq i} \mathbb{E}_D(Z_n(\psi_k)^2),$$

and note that

$$\begin{aligned} \frac{1}{\varepsilon} \sum_{k \geq i} \mathbb{E}_D(Z_n(\psi_k)^2) &= \frac{1}{\varepsilon} \sum_{k \geq i} \mathbb{E}_D \left( \left( \frac{1}{\sqrt{n}} \sum_{j=1}^n W_j(\psi_k(X_j) - \psi_k(\tilde{X}_j)) \right)^2 \right) \\ &= \frac{1}{\varepsilon} \sum_{k \geq i} \mathbb{E}_D \left( \mathbb{E} \left( \left( \frac{1}{\sqrt{n}} \sum_{j=1}^n W_j(\psi_k(X_j) - \psi_k(\tilde{X}_j)) \right)^2 \middle| (\tilde{X}_\ell)_{\ell=1}^n \right) \right) \\ &= \frac{1}{\varepsilon} \sum_{k \geq i} \mathbb{E}_D \left( \frac{1}{n} \sum_{j=1}^n (\psi_k(X_j) - \psi_k(\tilde{X}_j))^2 \right) \\ &= \frac{1}{\varepsilon} \sum_{k \geq i} \mathbb{E}_D \left( (\psi_k(X_1) - \psi_k(\tilde{X}_1))^2 \right) \\ &\leq \frac{1}{\varepsilon} \left( 2 \sum_{k \geq i} \psi_k(X_1)^2 + 2 \int \sum_{k \geq i} \psi_k(x)^2 p_{\hat{\theta}_n}(x) \lambda(dx) \right), \end{aligned}$$

where the first equality follows from replacing  $Z_n$  by its definition, the third equality follows from noticing that conditioned on the data  $(X_i, \tilde{X}_i)_{i=1}^n$ ,  $Z_n$  is the sum of i.i.d. random variables and  $W_i^2 = 1$ . Finally, note that the last inequality holds from noticing that  $(a - b)^2 \leq 2(a^2 + b^2)$  for any  $a, b \in \mathbb{R}$ .

By using the previous set of equations, we obtain

$$\begin{aligned} & \lim_{i \rightarrow \infty} \limsup_{n \rightarrow \infty} \mathbb{P}_D \left( \sum_{k \leq i} Z_n(\psi_k)^2 \geq \varepsilon \right) \\ & \leq \lim_{i \rightarrow \infty} \frac{2}{\varepsilon} \sum_{k \geq i} \psi_k(X_1)^2 + \lim_{i \rightarrow \infty} \limsup_{n \rightarrow \infty} \frac{2}{\varepsilon} \int \sum_{k \geq i} \psi_k(x)^2 p_{\hat{\theta}_n}(x) \lambda(dx) = 0, \end{aligned}$$

where the limit to zero holds since, under the null hypothesis and by Assumptions 1 to 6, the Lebesgue's dominated convergence theorem yields

$$\lim_{i \rightarrow \infty} \limsup_{n \rightarrow \infty} \frac{2}{\varepsilon} \int \sum_{k \geq i} \psi_k(x)^2 p_{\hat{\theta}_n}(x) \lambda(dx) = \lim_{i \rightarrow \infty} \frac{2}{\varepsilon} \int \sum_{k \geq i} \psi_k(x)^2 p_{\theta_0}(x) \lambda(dx),$$

and by the fact that  $\sum_{i \geq 1} \psi_i(x)^2 = K(x, x)$ .

Since conditions  $G_0$ - $G_2$  are satisfied, then Theorem 9 yields that

$$n \text{MMD}_W^2(P_{\hat{\theta}_{n,n}}, Q_n) \xrightarrow{\mathcal{D}_D} \sum_{i=1}^{\infty} \lambda'_i Z_i'^2, \quad (19)$$

where  $Z_1', \dots, Z_n'$  are standard normal i.i.d. random variables, and  $\lambda'_1, \lambda'_2, \dots$ , are the eigenvalues of the operator  $T_\nu : \mathcal{H} \rightarrow \mathcal{H}$  given by  $(T_\nu \omega)(x) = \nu(\omega, K_x)$ .

On the other hand, observe that the wild bootstrap for the goodness-of-fit problem satisfies that

$$n \text{MMD}_W^2(P_{\theta_0}, Q_n) \xrightarrow{\mathcal{D}_D} \sum_{i=1}^{\infty} \lambda_i Z_i^2, \quad (20)$$

where  $Z_1, \dots, Z_n$  are standard normal i.i.d. random variables, and  $\lambda_1, \lambda_2, \dots$ , are the eigenvalues of the operator  $T_\sigma : \mathcal{H} \rightarrow \mathcal{H}$  given by  $(T_\sigma \omega)(x) = \sigma(\omega, K_x)$  where  $\sigma = \frac{1}{2}\nu$  (hence the eigenvalues are half of those in eq. (19)). Therefore, we deduce that for every  $x \in \mathbb{R}$ ,

$$\begin{aligned} \limsup_{n \rightarrow \infty} \mathbb{P}(n \text{MMD}_W^2(P_{\hat{\theta}_{n,n}}, Q_n) \geq x) &= \limsup_{n \rightarrow \infty} \mathbb{P} \left( n \text{MMD}_W^2(P_{\theta_0}, Q_n) \geq \frac{x}{2} \right) \\ &> \mathbb{P} \left( n \text{MMD}_W^2(P_{\theta_0}, Q_n) \geq x \right) \end{aligned} \quad (21)$$

Note that

$$\begin{aligned} \alpha &= \limsup_{n \rightarrow \infty} \mathbb{P}(n \text{MMD}_W^2(P_{\hat{\theta}_{n,n}}, Q_n) \geq q_\alpha) > \limsup_{n \rightarrow \infty} \mathbb{P}(n \text{MMD}_W^2(P_{\theta_0}, Q_n) \geq q_\alpha) \\ &= \limsup_{n \rightarrow \infty} \mathbb{P}(n \text{MMD}_W^2(P_{\theta_0}, Q_n) \geq q_\alpha), \end{aligned} \quad (22)$$

where the first equality is due to the definition of  $q_\alpha$ , the first inequality holds by eq. (21) and the last equality holds since  $n \text{MMD}(P_{\theta_0}, Q_n)^2$  and  $n \text{MMD}_W(P_{\theta_0}, Q_n)^2$  have the same asymptotic null distribution (Chwialkowski et al. 2014, Theorem 1).

Finally note that

$$\begin{aligned} & \limsup_{n \rightarrow \infty} \mathbb{P} \left( n \text{MMD}^2(P_{\hat{\theta}_n}, Q_n) \geq q_\alpha \right) \\ &= \limsup_{n \rightarrow \infty} \mathbb{P} \left( n \text{MMD}(P_{\theta_0}, Q_n)^2 - \frac{2}{n} \sum_{i=1}^n \sum_{j=1}^n \phi(X_j, \theta_0)^\top \mathbf{H}^{-1} \phi(X_i, \theta_0) \geq q_\alpha \right) \\ &< \limsup_{n \rightarrow \infty} \mathbb{P} \left( n \text{MMD}(P_{\theta_0}, Q_n)^2 \geq q_\alpha \right) < \alpha, \end{aligned}$$

where the first equality holds due to Lemma 11, the first inequality holds since both  $\mathbf{H}$  and  $\mathbf{H}^{-1}$  are positive definite matrices, and thus  $\sum_{i=1}^n \sum_{j=1}^n \phi(X_j, \theta_0)^\top \mathbf{H}^{-1} \phi(X_i, \theta_0) \geq 0$ , and the last inequality holds by eq. (22).  $\square$

**Proof of Theorem 4** (asymptotic distribution of parametric bootstrap)

*Proof.* By the definition of the maximum mean discrepancy, we have

$$n \text{MMD}(P_{\theta_n^*}, Q_n^*)^2 = \sup_{\omega \in \mathcal{H}: \|\omega\|_{\mathcal{H}}=1} \gamma_n^*(\omega)^2, \quad \text{where} \quad \gamma_n^*(\omega) = \frac{1}{\sqrt{n}} \sum_{i=1}^n \omega(X_i^*) - g(\omega, \theta_n^*).$$

Proposition 22 yields  $\gamma_n^*(\omega) = S_n^*(\omega) + o_p(1)$ , where  $S_n^* : \mathcal{H} \rightarrow \mathbb{R}$  is the functional defined in eq. (10), and the error term does not depend on  $\omega$ . Then, by using the fact that  $\sup_{\omega \in \mathcal{H}: \|\omega\|_{\mathcal{H}}=1} S_n^*(\omega)^2$  converges in distribution (which is proved next) we obtain

$$n \text{MMD}(P_{\theta_n^*}, Q_n^*)^2 = \sup_{\omega \in \mathcal{H}: \|\omega\|_{\mathcal{H}}=1} S_n^*(\omega)^2 + o_p(1).$$

By Slutsky's theorem, we conclude that  $n \text{MMD}(P_{\theta_n^*}, Q_n^*)^2$  and  $\sup_{\omega \in \mathcal{H}: \|\omega\|_{\mathcal{H}}=1} S_n^*(\omega)^2$  have the same asymptotic null distribution.

We use Theorem 9 to obtain the asymptotic null distribution of  $\sup_{\omega \in \mathcal{H}: \|\omega\|_{\mathcal{H}}=1} S_n^*(\omega)^2$ . Observe however that to apply this theorem, we need to check that  $S_n^*(\omega) = \frac{1}{\sqrt{n}} \sum_{i=1}^n \eta(\omega, X_i^*, \theta)$  is a bounded linear functional. The linearity follows from the fact that for any fixed  $x \in \mathcal{X}$  and  $\omega \in \Theta$ ,  $\eta(\omega, x, \theta)$  is a linear function of  $\omega$ . Also by item iii of Proposition 15 we have that for any  $\omega \in \mathcal{H}$ ,  $\sup_{\theta \in \Theta} \sup_{x \in \mathcal{X}} |\eta(\omega, x, \theta)| < \infty$  and thus we deduce the functional is bounded.

We proceed to check Conditions  $G_0$ ,  $G_1$  and  $G_2$  of Theorem 9. Condition  $G_0$  follows directly from Proposition 23, where we identify  $\sigma(\omega, \omega') = \mathbb{E}_{X \sim P_{\theta_0}} (\eta(\omega, X, \theta_0) \eta(\omega', X, \theta_0))$  for any  $\omega, \omega' \in \mathcal{H}$ . Indeed, note that it is the same bilinear form of eq. (14). Condition  $G_1$  was already proved in eq. (15) in the proof of Theorem 1.

Finally, to check condition  $G_2$  observe that

$$\begin{aligned} \mathbb{P}_D \left( \sum_{k \geq i} S_n^*(\psi_k)^2 \geq \varepsilon \right) &\leq \frac{1}{\varepsilon} \sum_{k \geq i} \mathbb{E}_D (S_n^*(\psi_k)^2) = \varepsilon^{-1} \sum_{k \geq i} \mathbb{E}_D (\eta(\psi_k, X^*, \hat{\theta}_n)^2) \\ &= \varepsilon^{-1} \sum_{k \geq i} \int_{\mathcal{X}} \eta(\psi_k, z, \hat{\theta}_n)^2 p_{\hat{\theta}_n}(z) \lambda(dz) \quad (23) \end{aligned}$$

where  $X^* \sim P_{\hat{\theta}_n} | \hat{\theta}_n$ . The first inequality follows from Markov's inequality, and the equality follows from the definition of  $S_n^*(\omega) = \frac{1}{\sqrt{n}} \sum_{i=1}^n \eta(\omega, X_i^*, \hat{\theta}_n)$ , where recall that  $(X_i^*)_{i=1}^n$  are generated i.i.d. from  $P_{\hat{\theta}_n} | \hat{\theta}_n$ .

From Proposition 15, there exists constants  $C_1 > 0$  and  $C_2 > 0$  such that for all  $k \geq 1$  it holds

$$\int_{\mathcal{X}} \eta(\psi_k, z, \hat{\theta}_n)^2 p_{\hat{\theta}_n}(z) \lambda(dz) \leq C_1 \int_{\mathcal{X}} \psi_k(z)^2 p_{\hat{\theta}_n}(z) \lambda(dz) + C_2 \|\nabla_{\theta} g(\psi_k, \theta_0)\|^2. \quad (24)$$

Finally, by combining eqs. (23) and (24), we get

$$\begin{aligned} & \lim_{i \rightarrow \infty} \limsup_{n \rightarrow \infty} \mathbb{P}_D \left( \sum_{k \geq i} S_n^*(\psi_k)^2 \geq \varepsilon \right) \\ & \leq \lim_{i \rightarrow \infty} \limsup_{n \rightarrow \infty} \sum_{k \geq i} \varepsilon^{-1} C_1 \int_{\mathcal{X}} \psi_k(z)^2 p_{\hat{\theta}_n}(z) \lambda(dz) + \varepsilon^{-1} C_2 \lim_{i \rightarrow \infty} \sum_{k \geq i} \|\nabla_{\theta} g(\psi_k, \theta_0)\|^2. \end{aligned}$$

Note that the second limit of the previous equation converges to zero by Proposition 24. For the first limit, observe

$$\lim_{i \rightarrow \infty} \limsup_{n \rightarrow \infty} \sum_{k \geq i} \int_{\mathcal{X}} \psi_k(z)^2 p_{\hat{\theta}_n}(z) \lambda(dz) \leq \lim_{i \rightarrow \infty} \sum_{k \geq i} \int_{\mathcal{X}} \psi_k(z)^2 \sup_{\theta \in \Theta} p_{\theta}(z) \lambda(dz) = 0$$

since  $\sum_{k=1}^{\infty} \psi_k(y)^2 = K(y, y)$ , and  $\int_{\mathcal{X}} \sup_{\theta \in \Theta} p_{\theta}(z) \lambda(dz) < \infty$  under Assumptions 1 to 6.  $\square$

## A.5 Proof of Auxiliary Results

We proceed to prove the auxiliary results.

### Proof of Lemma 11

*Proof.* By the definition of the maximum mean discrepancy, it holds

$$n \text{MMD}(P_{\hat{\theta}_n}, Q_n)^2 = \sup_{\omega \in \mathcal{H}: \|\omega\|_{\mathcal{H}}=1} \gamma_n(\omega)^2, \quad \text{where} \quad \gamma_n(\omega) = \frac{1}{\sqrt{n}} \sum_{i=1}^n \omega(X_i) - g(\omega, \hat{\theta}_n).$$

Proposition 20 yields  $\gamma_n(\omega) = S_n(\omega) + o_p(1)$ , where  $S_n : \mathcal{H} \rightarrow \mathbb{R}$  is the functional defined in eq. (10), and the error term does not depend on  $\omega$ . Then, by using the fact that  $\sup_{\omega \in \mathcal{H}: \|\omega\|_{\mathcal{H}}=1} S_n(\omega)^2$  converges in distribution- which is proved in Theorem 1- we obtain

$$n \text{MMD}(P_{\hat{\theta}_n}, Q_n)^2 = \sup_{\omega \in \mathcal{H}: \|\omega\|_{\mathcal{H}}=1} S_n(\omega)^2 + o_p(1).$$

Note that  $S_n(\omega) = A_n(\omega) + B_n(\omega)$ , where  $A_n : \mathcal{H} \rightarrow \mathbb{R}$  and  $B_n : \mathcal{H} \rightarrow \mathbb{R}$  are given by

$$A_n(\omega) = \frac{1}{\sqrt{n}} \sum_{i=1}^n (\omega(X_i) - g(\omega, \theta_0)) \quad \text{and} \quad B_n(\omega) = -\frac{2}{\sqrt{n}} \sum_{i=1}^n \langle \nabla_{\theta} g(\omega, \theta_0), \mathbf{H}^{-1} \phi(X_i, \theta_0) \rangle.$$



Thus

$$\begin{aligned}
 n \text{MMD}(P_{\hat{\theta}_n}, Q_n)^2 &= \sup_{\omega \in \mathcal{H}: \|\omega\|_{\mathcal{H}}=1} (A_n(\omega) + B_n(\omega))^2 + o_p(1) \\
 &= (A_n^1 + B_n^1)(A_n^2 + B_n^2)K + o_p(1) \\
 &= n \text{MMD}(P_{\theta_0}, Q_n)^2 - 2A_n^1 B_n^2 K + B_n^1 B_n^2 K + o_p(1), \tag{25}
 \end{aligned}$$

where  $A_n^i K$  with  $i \in \{1, 2\}$  denotes the application of  $A_n$  to the  $i$ -th coordinate of the kernel, and the same notation is used for  $B_n^i$ . The second equality is due to Proposition 5 of Fernández et al. 2022, and the third equality holds since  $n \text{MMD}(P_{\theta_0}, Q_n)^2 = A_n^1 A_n^2 K$ .

We proceed to analyse  $A_n^1 B_n^2 K$  and  $B_n^1 B_n^2 K$ . Observe that

$$B_n \omega = -\frac{2}{\sqrt{n}} \sum_{i=1}^n \left\langle \int_{\mathcal{X}} \omega(x) \nabla_{\theta} p_{\theta_0}(x) \lambda(dx), \mathbf{H}^{-1} \phi(X_i, \theta_0) \right\rangle$$

where the equality follows by an application of Lebesgue's dominated convergence theorem (see Remark 8). For all  $x \in \mathcal{X}$ , define  $K_x : \mathcal{X} \rightarrow \mathbb{R}$  by  $K_x(\cdot) = K(\cdot, x)$ . Then,  $B_n^2 K \in \mathcal{H}$  is given by

$$(B_n^2 K)(x) = B_n K_x = -\frac{2}{\sqrt{n}} \sum_{i=1}^n \left\langle \int_{\mathcal{X}} K_x(y) \nabla_{\theta} p_{\theta_0}(y) \lambda(dy), \mathbf{H}^{-1} \phi(X_i, \theta_0) \right\rangle. \tag{26}$$

By linearity, we obtain

$$A_n^1 B_n^2 K = -\frac{2}{\sqrt{n}} \sum_{i=1}^n \left\langle \int_{\mathcal{X}} (A_n^1 K)(y) \nabla_{\theta} p_{\theta_0}(y) \lambda(dy), \mathbf{H}^{-1} \phi(X_i, \theta_0) \right\rangle \tag{27}$$

Note that for any fixed  $y \in \mathcal{X}$ , it holds

$$(A_n^1 K)(y) = \frac{1}{\sqrt{n}} \sum_{j=1}^n \left( K(X_j, y) - \int_{\mathcal{X}} K(x, y) p_{\theta_0}(x) \lambda(dx) \right).$$

Then, a simple computation shows that

$$\begin{aligned}
 \int_{\mathcal{X}} (A_n^1 K)(x) \nabla_{\theta} p_{\theta_0}(x) \lambda(dx) &= \frac{1}{\sqrt{n}} \sum_{j=1}^n \left( \nabla_{\theta} \mu_{\theta_0}(X_j) - \int_{\mathcal{X}} (\nabla_{\theta} \mu_{\theta_0}(x)) p_{\theta_0}(x) \lambda(dx) \right) \\
 &= \frac{1}{\sqrt{n}} \sum_{j=1}^n \phi(X_j, \theta_0).
 \end{aligned}$$

By substituting the previous equation into eq. (27), we obtain

$$A_n^1 B_n^2 K = -\frac{2}{n} \sum_{i=1}^n \sum_{j=1}^n \langle \phi(X_j, \theta_0), \mathbf{H}^{-1} \phi(X_i, \theta_0) \rangle = -\frac{2}{n} \sum_{i=1}^n \sum_{j=1}^n \phi(X_j, \theta_0)^\top \mathbf{H}^{-1} \phi(X_i, \theta_0). \tag{28}$$

For the term  $B_n^1 B_n^2 K$ , a similar computation yields

$$\begin{aligned}
 & B_n^1 B_n^2 K \\
 &= -\frac{2}{\sqrt{n}} \sum_{i=1}^n \left\langle \int_{\mathcal{X}} (B_n^2 K)(x) \nabla_{\theta} p_{\theta_0}(x) \lambda(dx), \mathbf{H}^{-1} \phi(X_i, \theta_0) \right\rangle \\
 &= \frac{4}{n} \sum_{i=1}^n \sum_{j=1}^n \left\langle \int_{\mathcal{X}} \left( \left\langle \int_{\mathcal{X}} K_x(y) \nabla_{\theta} p_{\theta_0}(y) \lambda(dy), \mathbf{H}^{-1} \phi(X_j, \theta_0) \right\rangle \right) \nabla_{\theta} p_{\theta_0}(x) \lambda(dx), \mathbf{H}^{-1} \phi(X_i, \theta_0) \right\rangle \\
 &= \frac{4}{n} \sum_{i=1}^n \sum_{j=1}^n \int_{\mathcal{X}} \int_{\mathcal{X}} K(x, y) \langle \nabla_{\theta} p_{\theta_0}(y), \mathbf{H}^{-1} \phi(X_j, \theta_0) \rangle \langle \nabla_{\theta} p_{\theta_0}(x), \mathbf{H}^{-1} \phi(X_i, \theta_0) \rangle \lambda(dy) \lambda(dx) \\
 &= \frac{2}{n} \sum_{i=1}^n \sum_{j=1}^n \sum_{\ell=1}^p \sum_{m=1}^p (\mathbf{H}^{-1} \phi(X_i, \theta_0))_{\ell} (\mathbf{H}^{-1} \phi(X_j, \theta_0))_m \mathbf{H}_{m, \ell} \\
 &= \frac{2}{n} \sum_{i=1}^n \sum_{j=1}^n \phi(X_j, \theta_0)^{\top} \mathbf{H}^{-1} \phi(X_i, \theta_0), \tag{29}
 \end{aligned}$$

where the second equality holds from replacing  $(B_n^2 K)(x)$  by the expression given in eq. (26), and the fourth equality holds since

$$\mathbf{H}_{m, \ell} = 2 \int_{\mathcal{X}} \int_{\mathcal{X}} K(x, y) \left( \frac{\partial}{\partial \theta_m} p_{\theta_0}(y) \right) \left( \frac{\partial}{\partial \theta_{\ell}} p_{\theta_0}(x) \right) \lambda(dy) \lambda(dx).$$

By substituting eq. (28) and eq. (29) into eq. (25), we obtain

$$n \text{MMD}(P_{\hat{\theta}_n}, Q_n)^2 = n \text{MMD}(P_{\theta_0}, Q_n)^2 - \frac{2}{n} \sum_{i=1}^n \sum_{j=1}^n \phi(X_j, \theta_0)^{\top} \mathbf{H}^{-1} \phi(X_i, \theta_0) + o_p(1).$$

□

## Proof of Proposition 12

*Proof.* Note that conditioned on the data  $\tilde{D} = (X_i, \tilde{X}_i)_{i=1}^n$ ,  $Z_n(\omega)$  is a sum of i.i.d. random variables with mean given by  $\mathbb{E}_{\tilde{D}}(Z_n(\omega)) = \mathbb{E}_{\tilde{D}}\left(\frac{1}{\sqrt{n}} \sum_{i=1}^n W_i(\omega(X_i) - \omega(\tilde{X}_i))\right) = 0$ , and variance given by  $\text{Var}_{\tilde{D}}(Z_n(\omega)) = \frac{1}{n} \sum_{i=1}^n (\omega(X_i) - \omega(\tilde{X}_i))^2$ . We claim that

$$\frac{1}{n} \sum_{i=1}^n (\omega(X_i) - \omega(\tilde{X}_i))^2 \xrightarrow{\mathbb{P}} 2 \int (\omega(x) - g(\omega, \theta_0))^2 p_{\theta_0}(x) \lambda(dx) = \nu(\omega, \omega).$$

Thus, by Lyapunov's Central limit theorem, we obtain  $Z_n(\omega) \xrightarrow{\mathcal{D}_D} N(0, \nu(\omega, \omega))$  which yields the desired result.

To prove the claim, consider  $\xi_n = \frac{1}{n} \sum_{i=1}^n (\omega(X_i) - \omega(\tilde{X}_i))^2$ . We will show that  $\mathbb{E}(\xi_n) = \nu(\omega, \omega)$  and that  $\text{Var}(\xi_n) \rightarrow 0$ . Therefore the convergence in probability follows from Markov's inequality.

Consider the data  $D = (X_i)_{i \geq 1}$ , and define  $\mathbb{E}_D(\cdot) = \mathbb{E}(\cdot | (X_i)_{i=1}^n)$ . Then, observe that

$$\begin{aligned} \mathbb{E}(\xi_n) &= \mathbb{E}\left((\omega(X_1) - \omega(\tilde{X}_1))^2\right) \\ &= \mathbb{E}\left(\mathbb{E}_D\left((\omega(X_1) - \omega(\tilde{X}_1))^2\right)\right) \\ &= \mathbb{E}\left(\omega(X_1)^2 - 2\omega(X_1)\mathbb{E}_D(\omega(\tilde{X}_1)) + \mathbb{E}_D(\omega(\tilde{X}_1)^2)\right), \end{aligned} \quad (30)$$

where

$$\mathbb{E}_D(\omega(\tilde{X}_1)) = \int \omega(z)p_{\hat{\theta}_n}(z)\lambda(dz) \quad \text{and} \quad \mathbb{E}_D(\omega(\tilde{X}_1)^2) = \int \omega(z)^2 p_{\hat{\theta}_n}(z)\lambda(dz).$$

Note that  $\int \sup_{\theta \in \Theta} p_\theta(x)\lambda(dx) < \infty$  by Assumptions 1 to 6. Then, under the null hypothesis, and by applying Lebesgue's dominated convergence theorem twice, it holds

$$\lim_{n \rightarrow \infty} \mathbb{E}\left(\mathbb{E}_D(\omega(\tilde{X}_1))\right) = \mathbb{E}\left(\lim_{n \rightarrow \infty} \int \omega(z)p_{\hat{\theta}_n}(z)\lambda(dz)\right) = \int \omega(z)p_{\theta_0}(z)\lambda(dz).$$

By using the same arguments we can show that  $\lim_{n \rightarrow \infty} \mathbb{E}\left(\mathbb{E}_D(\omega(\tilde{X}_1)^2)\right) = \int \omega(z)^2 p_{\theta_0}(z)\lambda(dz)$ .

The previous equations together with eq. (30), yield

$$\lim_{n \rightarrow \infty} \mathbb{E}(\xi_n) = 2 \left( \int \omega(z)^2 p_{\theta_0}(z) - \left( \int \omega(z)p_{\theta_0}(z) \right)^2 \right) = \nu(\omega, \omega).$$

Finally we proceed to verify that  $\lim_{n \rightarrow \infty} \text{Var}(\xi_n) = 0$ . Note that

$$\text{Var}(\xi_n) = \text{Var}(\mathbb{E}_D(\xi_n)) + \mathbb{E}(\text{Var}_D(\xi_n)),$$

and by the previous arguments  $\lim_{n \rightarrow \infty} \text{Var}(\mathbb{E}_D(\xi_n)) = 0$  since  $\mathbb{E}_D(\xi_n)$  converges to a constant. Note that conditioned on the data  $D$ , the random variables  $(\omega(X_i) - \omega(\tilde{X}_i))_{i=1}^n$  are i.i.d. Thus

$$\text{Var}_D(\xi_n) = \frac{1}{n^2} \sum_{i=1}^n \text{Var}_D((\omega(X_i) - \omega(\tilde{X}_i))^2) \rightarrow 0, \quad (31)$$

where the previous limit holds since the  $\omega$  is bounded. Hence we conclude that  $\lim_{n \rightarrow \infty} \text{Var}(\xi_n) = 0$ . □

### Proof of Proposition 13

*Proof.* To prove this result we use Theorem 10. Note that by Assumptions 1 to 6, the set  $\Theta$  is bounded and closed and  $L(\theta) \in \mathcal{C}^0(\Theta)$ . Also, by Assumptions 1 to 6, the kernel  $K$  is characteristic, which means that the maximum mean discrepancy is a distance between probability measures. Thus, since the parametric family  $\{P_\theta\}_{\theta \in \Theta}$  is identifiable (also by Assumptions 1 to 6), we deduce that  $L(\theta) = \text{MMD}(P_\theta, P_{\theta_0})^2$  has a unique minimiser under the null hypothesis.

Also, note that

$$\begin{aligned}
 \sup_{\theta \in \Theta} |L_n(\theta) - L(\theta)| &= \sup_{\theta \in \Theta} \left| \|\mu_\theta - \mu_n\|_{\mathcal{H}}^2 - \|\mu_\theta - \mu_{\theta_0}\|_{\mathcal{H}}^2 \right| \\
 &\leq \sup_{\theta \in \Theta} \left| 2 \langle \mu_\theta, \mu_{\theta_0} - \mu_n \rangle_{\mathcal{H}} \right| + \left| \|\mu_n\|_{\mathcal{H}}^2 - \|\mu_{\theta_0}\|_{\mathcal{H}}^2 \right| \\
 &\leq 2 \sup_{\theta \in \Theta} \|\mu_\theta\|_{\mathcal{H}} \|\mu_{\theta_0} - \mu_n\|_{\mathcal{H}} + \left| \|\mu_n\|_{\mathcal{H}}^2 - \|\mu_{\theta_0}\|_{\mathcal{H}}^2 \right| \\
 &\leq C \|\mu_{\theta_0} - \mu_n\|_{\mathcal{H}} + \left| \|\mu_n\|_{\mathcal{H}}^2 - \|\mu_{\theta_0}\|_{\mathcal{H}}^2 \right| \rightarrow 0
 \end{aligned}$$

in probability, where the last result holds by the standard law of large numbers for RKHS Berlinet et al. (2004, Section 9.1.1-9.1.2).

Then, by Theorem 10, we deduce that  $\hat{\theta}_n \rightarrow \theta_0$  in probability.  $\square$

**Proof of Proposition 14** Observe that

$$\begin{aligned}
 \nabla_\theta L_n(\theta) &= \nabla_\theta \|\mu_n - \mu_\theta\|_{\mathcal{H}}^2 = 2 \langle \nabla_\theta \mu_\theta, \mu_\theta - \mu_n \rangle_{\mathcal{H}} \\
 &= -\frac{2}{n} \sum_{i=1}^n \left( \nabla_\theta \mu_\theta(X_i) - \int_{\mathcal{X}} (\nabla_\theta \mu_\theta(x)) p_\theta(x) \lambda(dx) \right) \\
 &= -\frac{2}{n} \sum_{i=1}^n \phi(X_i, \theta).
 \end{aligned}$$

By doing the same computations, we obtain  $\nabla_\theta L_n^*(\theta) = \nabla_\theta \|\mu_n^* - \mu_\theta\|_{\mathcal{H}}^2 = -\frac{2}{n} \sum_{i=1}^n \phi(X_i^*, \theta)$ , where recall that  $\mu_n^*$  is the mean kernel embedding of the empirical distribution  $Q_n^*$  obtained from the parametric bootstrap samples  $X_1^*, \dots, X_n^*$ .

We proceed to prove item i). Observe that clearly,

$$\mathbb{E}_{X \sim P_\theta}(\phi(X, \theta)) = \mathbb{E}_{X \sim P_\theta} \left( \nabla_\theta \mu_\theta(X) - \int_{\mathcal{X}} (\nabla_\theta \mu_\theta(y)) p_\theta(y) \lambda(dy) \right) = 0,$$

and similarly  $\mathbb{E}_D(\phi(X_i^*, \hat{\theta}_n)) = 0$ .

We continue by checking ii). For any fixed  $x \in \mathcal{X}$  and  $\theta \in \Theta$ , we have

$$\|\phi(x, \theta)\|^2 = \sum_{i=1}^p \left( \frac{\partial}{\partial \theta_i} \mu_\theta(x) - \int_{\mathcal{X}} \left( \frac{\partial}{\partial \theta_i} \mu_\theta(y) \right) p_\theta(y) \lambda(dy) \right)^2 \leq 4 \sum_{i=1}^p \left( \sup_{x \in \mathcal{X}} \left| \frac{\partial}{\partial \theta_i} \mu_\theta(x) \right| \right)^2. \quad (32)$$

Additionally, by similar arguments as those shown in Remark 8 we have that for any  $i \in \{1, \dots, p\}$ , it holds

$$\sup_{\theta \in \Theta} \sup_{x \in \mathcal{X}} \left| \frac{\partial}{\partial \theta_i} \mu_\theta(x) \right| = \sup_{\theta \in \Theta} \sup_{x \in \mathcal{X}} \left| \int_{\mathcal{X}} K(x, y) \frac{\partial}{\partial \theta_i} p_\theta(y) \lambda(dy) \right| < \infty.$$

We finish by verifying item iii). Recall that  $\nabla_\theta L_n(\theta_0) = -\frac{2}{n} \sum_{i=1}^n \phi(X_i, \theta_0)$ , where  $\phi(X_1, \theta_0), \dots, \phi(X_n, \theta_0)$  are i.i.d. random variables. Moreover, under the null hypothesis,

the items i) and ii) of this proposition deduce  $\mathbb{E}(\phi(X_i, \theta_0)) = 0$  and  $\mathbb{E}(\|\phi(X_i, \theta_0)\|^2) < \infty$ . Thus,  $\mathbb{E}(\|\sqrt{n}\nabla_\theta L_n(\theta_0)\|^2) = 4\mathbb{E}(\|\phi(X_1, \theta_0)\|^2) < \infty$ , and we obtain  $\|\sqrt{n}\nabla_\theta L_n(\theta_0)\| = O_p(1)$ .

By using the same arguments we deduce that for almost all sequences  $(X_i)_{i \geq 1}$ ,

$$\mathbb{E}_D(\|\sqrt{n}\nabla_\theta L_n^*(\hat{\theta}_n)\|^2) = 4\mathbb{E}_D(\|\phi(X_1^*, \hat{\theta}_n)\|^2) < \infty.$$

Thus  $\|\sqrt{n}\nabla_\theta L_n^*(\hat{\theta}_n)\| = O_p(1)$ .

### Proof of Proposition 15

*Proof.* We start with i). Observe that

$$\mathbb{E}_{X \sim P_\theta}(\eta(\omega, X, \theta)) = \mathbb{E}_{X \sim P_\theta}(\omega(X) - g(\omega, \theta)) - 2\langle \nabla_\theta g(\omega, \theta_0), \mathbf{H}^{-1}\mathbb{E}_{X \sim P_\theta}(\phi(X, \theta)) \rangle = 0,$$

where the first equality follows from the linearity of expectation, and the last equality follows from the fact that  $g(\omega, \theta) = \mathbb{E}_{X \sim P_\theta}(\omega(X))$  and  $\mathbb{E}_{X \sim P_\theta}(\phi(X, \theta)) = 0$  from Proposition 14, item i).

We continue verifying items ii) and iii). Observe that for any fixed  $\omega \in \mathcal{H}$ ,  $x \in \mathcal{X}$  and  $\theta \in \Theta$ , we have that

$$\begin{aligned} |\eta(\omega, x, \theta)| &= |\omega(x) - g(\omega, \theta) - 2\langle \nabla_\theta g(\omega, \theta_0), \mathbf{H}^{-1}\phi(x, \theta) \rangle| \\ &\leq |\omega(x) - g(\omega, \theta)| + 2\|\nabla_\theta g(\omega, \theta_0)\| \|\mathbf{H}^{-1}\|_F \|\phi(x, \theta)\| \\ &\leq |\omega(x) - g(\omega, \theta)| + C' \|\nabla_\theta g(\omega, \theta_0)\| \end{aligned} \quad (33)$$

where  $\|\cdot\|_F$  denotes the Frobenius norm, and  $C' > 0$  is a constant that does not depend on  $\omega$ ,  $x$ , nor  $\theta$ . In the previous set of equations, the first inequality follows from the triangle inequality and the Cauchy-Schwarz's inequality, and the second inequality holds since  $C' = 2\|\mathbf{H}^{-1}\|_F \sup_{\theta \in \Theta} \sup_{x \in \mathcal{X}} \|\phi(x, \theta)\| < \infty$  since  $\|\mathbf{H}^{-1}\|_F < \infty$ , and  $\sup_{\theta \in \Theta} \sup_{x \in \mathcal{X}} \|\phi(x, \theta)\| < \infty$  by item ii) of Proposition 14

We proceed to verify item ii). From eq. (33), we have that for any fixed  $\omega \in \mathcal{H}$  and  $\theta \in \Theta$ , it holds

$$\begin{aligned} \mathbb{E}_{X \sim P_\theta}(\eta(\omega, X, \theta)^2) &\leq 2\mathbb{E}_{X \sim P_\theta}(|\omega(X) - g(\omega, \theta)|^2) + 2C'^2 \|\nabla_\theta g(\omega, \theta_0)\|^2 \\ &\leq C_1 \mathbb{E}_{X \sim P_\theta}(\omega(X)^2) + C_2 \|\nabla_\theta g(\omega, \theta_0)\|^2, \end{aligned}$$

where  $C_1 = 2$  and  $C_2 = 2C'^2$ . The first inequality holds from the fact that for any  $a, b \in \mathbb{R}$  we have that  $(a + b)^2 \leq 2(a^2 + b^2)$ , and the second inequality follows from the fact that the variance of random variable is upper bounded by its second moment.

We continue with item iii). Note that for each  $\omega \in \mathcal{H}$ , we have  $\sup_{x \in \mathcal{X}} |\omega(x)| \leq \|\omega\|_{\mathcal{H}} \sqrt{C}$  (see Remark 7), and thus

$$\sup_{\theta \in \Theta} |g(\omega, \theta)| \leq \sup_{\theta \in \Theta} \int_{\mathcal{X}} |\omega(x)| p_\theta(x) \lambda(dx) \leq \|\omega\|_{\mathcal{H}} \sqrt{C}. \quad (34)$$

Additionally, note that (see Remark 8)

$$\sup_{\theta \in \Theta} \|\nabla_\theta g(\omega, \theta)\|^2 = \sup_{\theta \in \Theta} \sum_{i=1}^p \left( \int_{\mathcal{X}} \omega(x) \frac{\partial}{\partial \theta_i} p_\theta(x) \lambda(dx) \right)^2 \quad (35)$$

$$\leq \|\omega\|_{\mathcal{H}}^2 C \sum_{i=1}^p \left( \int_{\mathcal{X}} \sup_{\theta \in \Theta} \left| \frac{\partial}{\partial \theta_i} p_\theta(y) \right| \lambda(dy) \right)^2 < \infty, \quad (36)$$

where the equality holds under Assumptions 1 to 6 by the Lebesgue's dominated convergence theorem (see Remark 8), the first inequality is due to the fact that  $\sup_{x \in \mathcal{X}} |\omega(x)| \leq \|\omega\|_{\mathcal{H}} \sqrt{C}$  (see Remark 7), and the last inequality holds by Assumptions 1 to 6. Then, by combining eq. (34) and eq. (36) and eq. (33), we get

$$\sup_{\theta \in \Theta} \sup_{x \in \mathcal{X}} |\eta(\omega, x, \theta)| \leq 2 \|\omega\|_{\mathcal{H}} \sqrt{C} + \|\omega\|_{\mathcal{H}}^2 C \sum_{i=1}^p \left( \int_{\mathcal{X}} \sup_{\theta \in \Theta} \left| \frac{\partial}{\partial \theta_i} p_{\theta}(y) \right| \lambda(dy) \right)^2 < \infty$$

□

### Proof of Lemma 16

*Proof.* We begin by defining  $Z_n(\theta) = |Y_n(\theta) - \gamma(\theta)|$  and  $Z_n^*(\theta) = |Y_n^*(\theta) - \gamma(\theta)|$ , where

$$Y_n(\theta) = \frac{1}{n} \sum_{i=1}^n \frac{\partial^2}{\partial \theta_{\ell} \partial \theta_j} \mu_{\theta}(X_i), \quad \gamma(\theta) = \mathbb{E}_{X \sim P_{\theta_0}} \left( \frac{\partial^2}{\partial \theta_{\ell} \partial \theta_j} \mu_{\theta}(X) \right), \quad \text{and}$$

$$Y_n^*(\theta) = \frac{1}{n} \sum_{i=1}^n \frac{\partial^2}{\partial \theta_{\ell} \partial \theta_j} \mu_{\theta}(X_i^*).$$

Observe that eq. (12) is equivalent to  $\sup_{\theta \in \Theta} Z_n(\theta) \xrightarrow{\mathbb{P}} 0$  as  $n$  grows to infinity, and eq. (13) is equivalent to  $\mathbb{P}_D(\sup_{\theta \in \Theta} Z_n^*(\theta) \geq \varepsilon) \xrightarrow{\mathbb{P}} 0$  holds for any  $\varepsilon$ .

To verify eq. (12) we use Theorem 21.9 of Davidson (1994), from which we just need to check the following properties:

- i)  $Z_n(\theta) \xrightarrow{\mathbb{P}} 0$  for each fixed  $\theta \in \Theta$ , and
- ii)  $Z_n(\theta)$  is stochastically equicontinuous.

Analogously, for eq. (13) we need to check

- i')  $\mathbb{P}_D(Z_n^*(\theta) \geq \varepsilon) \xrightarrow{\mathbb{P}} 0$ , and
- ii') for almost all sequences  $(X_i)_{i \geq 1}$ ,  $Z_n^*(\theta)$  is stochastically equicontinuous.

We start proving i) and i'). Note that property i) follows from the law of large numbers since

$$\mathbb{E}_{X \sim P_{\theta_0}} \left( \left| \frac{\partial^2}{\partial \theta_{\ell} \partial \theta_j} \mu_{\theta}(X) \right| \right) = \mathbb{E}_{X \sim P_{\theta_0}} \left( \left| \int_{\mathcal{X}} K(X, y) \frac{\partial^2}{\partial \theta_{\ell} \partial \theta_j} p_{\theta}(y) \lambda(dy) \right| \right) < \infty,$$

holds under Assumptions 1 to 6 (see Remark 8). For item i'), note that for any  $\varepsilon > 0$  we have

$$\begin{aligned} \mathbb{P}_D(Z_n^*(\theta) \geq \varepsilon) &= \mathbb{P}_D(|\gamma(\theta) - Y_n^*(\theta)| \geq \varepsilon) \\ &\leq \mathbb{P}_D(|\gamma_n(\theta) - Y_n^*(\theta)| \geq \varepsilon/2) + \mathbb{P}_D(|\gamma(\theta) - \gamma_n(\theta)| \geq \varepsilon/2), \end{aligned}$$

where  $\gamma_n(\theta) = \mathbb{E}_{X \sim P_{\hat{\theta}_n}} \left( \frac{\partial^2}{\partial \theta_\ell \partial \theta_j} \mu_\theta(X) \right)$ . The last two terms converge to zero. To see this observe that

$$\mathbb{P}_D (|\gamma_n(\theta) - Y_n^*(\theta)| \geq \varepsilon/2) \leq 4 \frac{\mathbb{E}_D (|\gamma_n(\theta) - Y_n^*(\theta)|^2)}{\varepsilon^2} \leq \frac{4}{\varepsilon^2 n} \mathbb{E}_D \left( \left( \frac{\partial^2}{\partial \theta_\ell \partial \theta_j} \mu_\theta(X_1^*) \right)^2 \right) \rightarrow 0,$$

where the first inequality is due to Chebyshev's inequality, and the second inequality holds since  $X_1^*, \dots, X_n^* \stackrel{i.i.d.}{\sim} P_{\hat{\theta}_n} | \hat{\theta}_n$ . For the second term

$$\begin{aligned} |\gamma_n(\theta) - \gamma(\theta)| &= \left| \int_{\mathcal{X}} \frac{\partial^2}{\partial \theta_\ell \partial \theta_j} \mu_\theta(x) (p_{\hat{\theta}_n}(x) - p_{\theta_0}(x)) \lambda(dx) \right| \\ &\leq \sup_{x \in \mathcal{X}} \left| \frac{\partial^2}{\partial \theta_\ell \partial \theta_j} \mu_\theta(x) \right| \int_{\mathcal{X}} |p_{\hat{\theta}_n}(x) - p_{\theta_0}(x)| \lambda(dx) \end{aligned}$$

now, by Taylor's theorem, for each  $x \in \mathcal{X}$ , it exists  $\theta_x$  in the line between  $\theta$  and  $\hat{\theta}_n$  such that  $p_{\hat{\theta}_n}(x) - p_{\theta_0}(x) = \nabla_\theta p_{\theta_x}(x) \cdot (\hat{\theta}_n - \theta_0)$ . By the previous equality and by Holder's inequality

$$\begin{aligned} |\gamma_n(\theta) - \gamma(\theta)| &\leq \sup_{x \in \mathcal{X}} \left| \frac{\partial^2}{\partial \theta_\ell \partial \theta_j} \mu_\theta(x) \right| \left( \int_{\mathcal{X}} \|\nabla_\theta p_{\theta_x}(x)\|_1 \lambda(dx) \right) \|\hat{\theta}_n - \theta_0\|_\infty \\ &\leq \sup_{x \in \mathcal{X}} \left| \frac{\partial^2}{\partial \theta_\ell \partial \theta_j} \mu_\theta(x) \right| \left( \int_{\mathcal{X}} \sup_{\theta \in \Theta} \|\nabla_\theta p_\theta\|_1 \lambda(dx) \right) \|\hat{\theta}_n - \theta_0\|_\infty \rightarrow 0, \end{aligned}$$

since  $|\hat{\theta}_n - \theta_0| = o_p(1)$  by Proposition 13, and since the other terms are finite (the first one because the kernel is bounded, see eq. (11) of remark 8, and the second one by Assumptions 1 to 6).

We continue by checking ii) and ii'). To check ii) we use Theorem 21.10 of Davidson (1994) from which it is enough to verify that

$$|Z_n(\theta) - Z_n(\theta')| \leq B \|\theta - \theta'\|_\infty$$

holds for all  $\theta, \theta' \in \Theta$  and for all  $n$ , where  $B$  is a constant which does not depend of  $n$ ,  $\theta$  and  $\theta'$ . To check condition ii') we will verify that there exists  $B^* > 0$  such that  $|Z_n^*(\theta) - Z_n^*(\theta')| \leq B^* \|\theta - \theta'\|_\infty$ , holds for every sequence  $(X_i)_{i \geq 1}$ . We only verify that  $|Z_n(\theta) - Z_n(\theta')| \leq B \|\theta - \theta'\|_\infty$  for some constant  $B$  since the analogous result for parametric bootstrap follows from the same arguments.

By the triangle inequality, we obtain

$$|Z_n(\theta) - Z_n(\theta')| \leq |\gamma(\theta) - \gamma(\theta')| + |Y_n(\theta) - Y_n(\theta')|.$$

Since the kernel is bounded by a constant  $C > 0$ , it holds

$$\begin{aligned} |\gamma(\theta) - \gamma(\theta')| &= \left| \mathbb{E}_{X \sim P_{\theta_0}} \left( \frac{\partial^2}{\partial \theta_\ell \partial \theta_j} \mu_\theta(X) - \frac{\partial^2}{\partial \theta_\ell \partial \theta_j} \mu_{\theta'}(X) \right) \right| \\ &= \left| \mathbb{E}_{X \sim P_{\theta_0}} \left( \int_{\mathcal{X}} K(X, y) \frac{\partial^2}{\partial \theta_\ell \partial \theta_j} (p_\theta(y) - p_{\theta'}(y)) \lambda(dy) \right) \right| \\ &\leq C \int_{\mathcal{X}} \left| \frac{\partial^2}{\partial \theta_\ell \partial \theta_j} (p_\theta(y) - p_{\theta'}(y)) \right| \lambda(dy), \end{aligned} \tag{37}$$

and

$$\begin{aligned} |Y_n(\theta) - Y_n(\theta')| &= \left| \frac{1}{n} \sum_{i=1}^n \int_{\mathcal{X}} K(X_i, y) \frac{\partial^2}{\partial \theta_\ell \partial \theta_j} (p_\theta(y) - p_{\theta'}(y)) \lambda(dy) \right| \\ &\leq C \int_{\mathcal{X}} \left| \frac{\partial^2}{\partial \theta_\ell \partial \theta_j} (p_\theta(y) - p_{\theta'}(y)) \right| \lambda(dy), \end{aligned} \quad (38)$$

By combining eq. (37) and eq. (38), we get

$$|Z_n(\theta) - Z_n(\theta')| \leq 2C \int_{\mathcal{X}} \left| \frac{\partial^2}{\partial \theta_\ell \partial \theta_j} (p_\theta(y) - p_{\theta'}(y)) \right| \lambda(dy),$$

By the mean value theorem, we have  $\frac{\partial^2}{\partial \theta_\ell \partial \theta_j} (p_\theta(y) - p_{\theta'}(y)) = \nabla_\theta \left( \frac{\partial^2}{\partial \theta_\ell \partial \theta_j} p_{\theta_y}(y) \right) \cdot (\theta - \theta')$ , where  $\theta_y$  is in the line between  $\theta$  and  $\theta'$  (which belongs to  $\Theta$  by convexity of this set). By Holder's inequality, we obtain

$$\begin{aligned} \left| \frac{\partial^2}{\partial \theta_\ell \partial \theta_j} (p_\theta(y) - p_{\theta'}(y)) \right| &\leq \left\| \nabla_\theta \left( \frac{\partial^2}{\partial \theta_\ell \partial \theta_j} p_{\theta_y}(y) \right) \right\|_1 \|\theta - \theta'\|_\infty \\ &\leq \left( \sup_{\theta \in \Theta} \left\| \nabla_\theta \left( \frac{\partial^2}{\partial \theta_\ell \partial \theta_j} p_\theta(y) \right) \right\|_1 \right) \|\theta - \theta'\|_\infty. \end{aligned}$$

Then, we conclude that

$$|Z_n(\theta) - Z_n(\theta')| \leq \underbrace{2C \int_{\mathcal{X}} \sup_{\theta \in \Theta} \left\| \nabla_\theta \left( \frac{\partial^2}{\partial \theta_\ell \partial \theta_j} p_\theta(y) \right) \right\|_1}_{B} \lambda(dy) \|\theta - \theta'\|_\infty.$$

Finally, note that  $B$  is finite by Assumptions 1 to 6 (note this result is for arbitrary  $\ell, j$  and that  $B$  is not a function of  $n$ .)  $\square$

### Proof of Proposition 17

*Proof.* We start by proving  $\|\mathbf{H}_n - \mathbf{H}\| = o_p(1)$ . To prove this result, it suffices to show that each component of  $(\mathbf{H}_n)_{ij}$  converges in probability to  $\mathbf{H}_{ij}$ . Observe that

$$(\mathbf{H}_n)_{ij} = \frac{\partial^2}{\partial \theta_i \partial \theta_j} L_n(\tilde{\theta}^j) = \frac{\partial^2}{\partial \theta_i \partial \theta_j} (L_n(\tilde{\theta}^j) - L(\tilde{\theta}^j)) + \frac{\partial^2}{\partial \theta_i \partial \theta_j} L(\tilde{\theta}^j).$$

A simple computation shows that for each  $\theta \in \Theta$  it holds

$$\frac{\partial^2}{\partial \theta_i \partial \theta_j} (L_n(\theta) - L(\theta)) = 2 \left( \mathbb{E}_{X \sim P_{\theta_0}} \left( \frac{\partial^2}{\partial \theta_i \partial \theta_j} \mu_\theta(X) \right) - \frac{1}{n} \sum_{i=1}^n \frac{\partial^2}{\partial \theta_i \partial \theta_j} \mu_\theta(X_i) \right) = o_p(1).$$

where the second equality holds by Lemma 16 under Assumptions 1 to 6. Thus,

$$(\mathbf{H}_n)_{ij} = o_p(1) + \frac{\partial^2}{\partial \theta_i \partial \theta_j} L(\tilde{\theta}^j).$$



Finally, note that  $L(\theta) = \|\mu_\theta - \mu_{\theta_0}\|_{\mathcal{H}}^2 \in \mathcal{C}^3(\Theta)$  since  $\mu_\theta(x) \in \mathcal{C}^3(\Theta)$  for all  $x \in \mathcal{X}$  (see remark 8). Then, the continuous mapping theorem, together with the fact that  $\tilde{\theta}_n^j \xrightarrow{\mathbb{P}} \theta_0$  (by Proposition 13), yields

$$(\mathbf{H}_n)_{ij} = \frac{\partial^2}{\partial \theta_i \partial \theta_j} L(\theta_0) + o_p(1) = \mathbf{H}_{ij} + o_p(1).$$

We continue with the result for  $\mathbf{H}_n^*$ . Similarly to what we did before, we sum and subtract the term  $\frac{\partial^2}{\partial \theta_i \partial \theta_j} L(\tilde{\theta}_*^j)$  to  $(\mathbf{H}_n^*)_{ij}$  and obtain

$$(\mathbf{H}_n^*)_{ij} = \frac{\partial^2}{\partial \theta_i \partial \theta_j} (L_n^*(\tilde{\theta}_*^j) - L(\tilde{\theta}_*^j)) + \frac{\partial^2}{\partial \theta_i \partial \theta_j} L(\tilde{\theta}_*^j).$$

Observe that for any  $\theta \in \Theta$ , under the null hypothesis, we have

$$\frac{\partial^2}{\partial \theta_i \partial \theta_j} (L_n^*(\theta) - L(\theta)) = 2 \left( \mathbb{E}_{X \sim P_{\theta_0}} \left( \frac{\partial^2}{\partial \theta_i \partial \theta_j} \mu_\theta(X) \right) - \frac{1}{n} \sum_{i=1}^n \frac{\partial^2}{\partial \theta_i \partial \theta_j} \mu_\theta(X_i^*) \right).$$

Then, the result follows from Lemma 16 and from the fact that  $\hat{\theta}_n^* - \theta_0 = o_p(1)$  and the same arguments as before.  $\square$

### Proof of Proposition 18

*Proof.* We start by proving item i). By Assumptions 1 to 6, we have that  $L_n(\theta) = \|\mu_\theta - \mu_n\|_{\mathcal{H}}^2 \in \mathcal{C}^3(\Theta)$  since  $\mu_\theta(x) \in \mathcal{C}^3(\Theta)$  for all  $x \in \mathcal{X}$  (see remark 8). Then, for each  $\ell \in \{1, \dots, p\}$ , a first order Taylor's expansion of  $\frac{\partial}{\partial \theta_\ell} L_n(\theta)$  around  $\hat{\theta}_n$  exists and is given by

$$\frac{\partial}{\partial \theta_\ell} L_n(\theta) = \frac{\partial}{\partial \theta_\ell} L_n(\hat{\theta}_n) + \left\langle \nabla_\theta \left( \frac{\partial}{\partial \theta_\ell} L_n(\tilde{\theta}^\ell) \right), \theta - \hat{\theta}_n \right\rangle = \left\langle \nabla_\theta \left( \frac{\partial}{\partial \theta_\ell} L_n(\tilde{\theta}^\ell) \right), \theta - \hat{\theta}_n \right\rangle,$$

where  $\tilde{\theta}^\ell \in \Theta$  lies in the line segment between  $\hat{\theta}_n$  and  $\theta$ . The second equality holds since  $\hat{\theta}_n$  is the minimiser of  $L_n$ , and belongs to the interior of  $\Theta$ . By using the previous equation and by evaluating at  $\theta_0$ , we obtain

$$\nabla_\theta L_n(\theta_0) = \mathbf{H}_n^\top (\theta_0 - \hat{\theta}_n),$$

where  $(\mathbf{H}_n)_{ij} = \frac{\partial^2}{\partial \theta_i \partial \theta_j} L_n(\tilde{\theta}^j)$  for each  $i, j \in [\ell]$ .

By Proposition 17, under Assumptions 1 to 6, we have that  $\mathbf{H}_n$  converges in probability to the Hessian matrix  $\mathbf{H}$ . Then, by the continuity of the determinant, we have that  $\mathbf{H}_n$  is invertible in sets of arbitrarily large probability for all  $n$  large enough, and thus

$$\begin{aligned} \sqrt{n}(\theta_0 - \hat{\theta}_n) &= \sqrt{n}(\mathbf{H}_n^\top)^{-1} \nabla_\theta L_n(\theta_0) \\ &= \sqrt{n}(\mathbf{H}^\top)^{-1} \nabla_\theta L_n(\theta_0) + \sqrt{n}((\mathbf{H}_n^\top)^{-1} - \mathbf{H}^{-1}) \nabla_\theta L_n(\theta_0) \end{aligned}$$

By Proposition 14,  $\|\sqrt{n} \nabla_\theta L_n(\theta_0)\| = O_p(1)$ , and since  $\mathbf{H}_n \xrightarrow{\mathbb{P}} \mathbf{H}$ , we have

$$\sqrt{n}(\theta_0 - \hat{\theta}_n) = \sqrt{n}(\mathbf{H}^\top)^{-1} \nabla_\theta L_n(\theta_0) + o_p(1).$$

For item ii) we follow a very similar argument. Note that by Assumptions 1 to 6,  $L_n^*(\theta) \in \mathcal{C}^3(\Theta)$ . Then, for each  $\ell \in \{1, \dots, p\}$ , we perform a first order Taylor's approximation of  $\frac{\partial}{\partial \theta_\ell} L_n^*(\theta)$  around  $\theta_n^*$  and we get

$$\frac{\partial}{\partial \theta_\ell} L_n^*(\hat{\theta}_n) = \left\langle \nabla_\theta \left( \frac{\partial}{\partial \theta_\ell} L_n^*(\tilde{\theta}_*^\ell) \right), \hat{\theta}_n - \theta_n^* \right\rangle,$$

where  $\tilde{\theta}_*^\ell$  lies in the line segment between  $\theta_n^*$  and  $\hat{\theta}_n$ .

By using the previous equation, we obtain  $\nabla_\theta L_n^*(\hat{\theta}_n) = \mathbf{H}_n^{*\top}(\hat{\theta}_n - \theta_n^*)$ , where  $(\mathbf{H}_n^*)_{ij} = \frac{\partial^2}{\partial \theta_i \partial \theta_j} L_n^*(\tilde{\theta}_*^j)$  for each  $i, j \in [\ell]$ , and all  $\tilde{\theta}_*^1, \dots, \tilde{\theta}_*^p$  lie in the line segment between  $\hat{\theta}_n$  and  $\theta_n^*$ . By Proposition 17, under Assumptions 1 to 6, we have that  $\mathbf{H}_n^*$  converges in probability to the Hessian matrix  $\mathbf{H}$ . Then, by the continuity of the determinant, we have that  $\mathbf{H}_n^*$  is invertible in sets of arbitrarily large probability for all  $n$  large enough, and thus

$$\sqrt{n}(\hat{\theta}_n - \theta_n^*) = \sqrt{n}(\mathbf{H}_n^{*\top})^{-1} \nabla_\theta L_n^*(\hat{\theta}_n).$$

We finish by noting that under Assumptions 1 to 6, Proposition 14 deduces that  $\|\sqrt{n} \nabla_\theta L_n^*(\hat{\theta}_n)\| = O_p(1)$  and by Proposition 17,  $(\mathbf{H}_n^{*\top})^{-1}$  converges to  $\mathbf{H}^{-1}$ . □

### Proof of Lemma 19

*Proof.* We start by proving i). Under Assumptions 1 to 6, Proposition 18 yields  $\sqrt{n}(\hat{\theta}_n - \theta_n^*) = \sqrt{n} \mathbf{H}^{-1} \nabla_\theta L_n^*(\hat{\theta}_n) + o_p(1)$ , and Proposition 14 yields  $\|\sqrt{n} \nabla_\theta L_n^*(\hat{\theta}_n)\| = O_p(1)$ , which together give us that  $\sqrt{n}(\hat{\theta}_n - \theta_n^*) = O_p(1)$ .

We continue by proving ii). Observe that

$$\mathbb{P}(|\theta_n^* - \theta_0| \geq \epsilon) \leq \mathbb{P}\left(|\theta_n^* - \hat{\theta}_n| \geq \epsilon/2\right) + \mathbb{P}\left(|\hat{\theta}_n - \theta_0| \geq \epsilon/2\right) \rightarrow 0,$$

by part i), and since  $\hat{\theta}_n \rightarrow \theta_0$  in probability under the null hypothesis (Proposition 13). □

### Proof of Proposition 20

*Proof.* Define  $\gamma_n : \mathcal{H} \rightarrow \mathbb{R}$  by

$$\gamma_n(\omega) = \frac{1}{\sqrt{n}} \sum_{i=1}^n \left( \omega(X_i) - g(\omega, \hat{\theta}_n) \right). \quad (39)$$

By Assumptions 1 to 6, for each fixed  $\omega \in \mathcal{H}$ , we have  $g(\omega, \theta) \in \mathcal{C}^3(\Theta)$  (see Remark 8). Then, a first order Taylor's expansion of  $g(\omega, \theta)$  around  $\theta_0$  yields  $g(\omega, \hat{\theta}_n) = g(\omega, \theta_0) + \langle \nabla_\theta g(\omega, \tilde{\theta}_n), \hat{\theta}_n - \theta_0 \rangle$ , where  $\tilde{\theta}_n$  lies on the line segment between  $\theta_0$  and  $\hat{\theta}_n$ . Note that by the convexity of  $\Theta$ , it holds that  $\tilde{\theta}_n \in \Theta$ . Then, by replacing the previous expression in eq. (39) we obtain

$$\gamma_n(\omega) = \frac{1}{\sqrt{n}} \sum_{i=1}^n \left( \omega(X_i) - g(\omega, \theta_0) \right) - \sqrt{n} \left\langle \nabla_\theta g(\omega, \tilde{\theta}_n), \hat{\theta}_n - \theta_0 \right\rangle.$$

Under the null hypothesis and Assumptions 1 to 6, Proposition 13 yields  $\hat{\theta}_n \xrightarrow{\mathbb{P}} \theta_0$ , and Proposition 14.iii and Proposition 18.i yield  $\sqrt{n}(\hat{\theta}_n - \theta_0) = O_p(1)$ . Then, by the continuous mapping theorem we obtain

$$\gamma_n(\omega) = \frac{1}{\sqrt{n}} \sum_{i=1}^n (\omega(X_i) - g(\omega, \theta_0)) - \sqrt{n} \left\langle \nabla_{\theta} g(\omega, \theta_0), \hat{\theta}_n - \theta_0 \right\rangle + o_p(1). \quad (40)$$

By combining Proposition 14 and Proposition 18.i, we have

$$\sqrt{n}(\hat{\theta}_n - \theta_0) = -\sqrt{n} \mathbf{H}^{-1} \nabla_{\theta} L_n(\theta_0) + o_p(1) = \frac{2}{\sqrt{n}} \sum_{i=1}^n \mathbf{H}^{-1} \phi(X_i, \theta_0) + o_p(1).$$

By replacing the previous expression in eq. (40) we obtain

$$\begin{aligned} \gamma_n(\omega) &= \frac{1}{\sqrt{n}} \sum_{i=1}^n (\omega(X_i) - g(\omega, \theta_0) - 2 \langle \nabla_{\theta} g(\omega, \theta_0), \mathbf{H}^{-1} \phi(X_i, \theta_0) \rangle) + o_p(1) \\ &= \frac{1}{\sqrt{n}} \sum_{i=1}^n \eta(\omega, X_i, \theta_0) + o_p(1) = S_n(\omega) + o_p(1). \end{aligned}$$

□

### Proof of Proposition 21

*Proof.* By definition of the functional  $S_n : \mathcal{H} \rightarrow \mathbb{R}$ , we have that

$$\mathbf{S}_n = (S_n(\omega_1), \dots, S_n(\omega_m)) = \frac{1}{\sqrt{n}} \sum_{i=1}^n (\eta(\omega_1, X_i, \theta_0), \dots, \eta(\omega_m, X_i, \theta_0)),$$

where  $(\eta(\omega_1, X_i, \theta_0), \dots, \eta(\omega_m, X_i, \theta_0))_{i=1}^n$  are a collection of i.i.d. random vectors. By Proposition 15.i, we have that for any fixed  $\omega \in \mathcal{H}$  it holds  $\mathbb{E}_{X \sim P_{\theta_0}}(\eta(\omega, X, \theta_0)) = 0$ , and thus  $\mathbb{E}_{X \sim P_{\theta_0}}(\mathbf{S}_n) = \mathbf{0}$ . Additionally, by Proposition 15.ii, for any  $\omega \in \mathcal{H}$  we have  $\mathbb{E}_{X \sim P_{\theta_0}}(\eta(\omega, X, \theta_0)^2) < \infty$ . Thus, the Central Limit Theorem yields  $\mathbf{S}_n \xrightarrow{\mathcal{D}} N_m(0, \mathbf{\Sigma})$ , where for any  $i, j \in [m]$  we have

$$\Sigma_{ij} = \sigma(\omega_i, \omega_j) = \mathbb{E}_{X \sim P_{\theta_0}}(\eta(\omega_i, X, \theta_0) \eta(\omega_j, X, \theta_0)).$$

□

### Proof of Proposition 22

*Proof.* Define  $\gamma^* : \mathcal{H} \rightarrow \mathbb{R}$  by

$$\gamma_n^*(\omega) = \frac{1}{\sqrt{n}} \sum_{i=1}^n (\omega(X_i^*) - g(\omega, \theta_n^*)). \quad (41)$$

By Assumptions 1 to 6, for each  $\omega \in \mathcal{H}$ ,  $g(\omega, \theta_n^*) \in \mathcal{C}^3(\Theta)$  (see Remark 8). By a first order Taylor's expansion of  $g(\omega, \theta)$  around  $\hat{\theta}_n$  we obtain  $g(\omega, \theta_n^*) = g(\omega, \hat{\theta}_n) + \langle \nabla_{\theta} g(\omega, \hat{\theta}_n), \theta_n^* - \hat{\theta}_n \rangle$  where the  $\theta_n^*$  belongs to the line segment between  $\hat{\theta}_n$  and  $\theta_n^*$ . Then, it follows that

$$\gamma_n^*(\omega) = \frac{1}{\sqrt{n}} \sum_{i=1}^n \left( \omega(X_i^*) - g(\omega, \hat{\theta}_n) - \langle \nabla_{\theta} g(\omega, \hat{\theta}_n), \theta_n^* - \hat{\theta}_n \rangle \right).$$

Under Assumptions 1 to 6 and the null hypothesis, Proposition 13 yields that  $\hat{\theta}_n - \theta_0 = o_p(1)$ , and Lemma 19 yields  $\theta_n^* - \theta_0 = o_p(1)$  and  $\sqrt{n}(\theta_n^* - \hat{\theta}_n) = O_p(1)$ . Thus, by the continuous mapping theorem it holds

$$\gamma_n^*(\omega) = \frac{1}{\sqrt{n}} \sum_{i=1}^n \left( \omega(X_i^*) - g(\omega, \hat{\theta}_n) - \langle \nabla_{\theta} g(\omega, \theta_0), \theta_n^* - \hat{\theta}_n \rangle \right) + o_p(1). \quad (42)$$

Finally, by combining Proposition 14, Proposition 18.ii, we get

$$\sqrt{n}(\theta_n^* - \hat{\theta}_n) = -\sqrt{n}\mathbf{H}^{-1}\nabla_{\theta}L_n^*(\hat{\theta}_n) + o_p(1) = \frac{2}{\sqrt{n}} \sum_{i=1}^n \mathbf{H}^{-1}\phi(X_i^*, \hat{\theta}_n) + o_p(1),$$

and thus

$$\begin{aligned} \gamma_n^*(\omega) &= \frac{1}{\sqrt{n}} \sum_{i=1}^n \left( \omega(X_i^*) - g(\omega, \hat{\theta}_n) - \langle \nabla_{\theta} g(\omega, \theta_0), \mathbf{H}^{-1}\nabla_{\theta}L_n^*(\hat{\theta}_n) \rangle \right) + o_p(1) \\ &= \frac{1}{\sqrt{n}} \sum_{i=1}^n \left( \omega(X_i^*) - g(\omega, \hat{\theta}_n) - 2 \langle \nabla_{\theta} g(\omega, \theta_0), \mathbf{H}^{-1}\phi(X_i^*, \hat{\theta}_n) \rangle \right) + o_p(1) \\ &= \frac{1}{\sqrt{n}} \sum_{i=1}^n \eta(\omega, X_i^*, \hat{\theta}_n) + o_p(1). \end{aligned}$$

□

### Proof of proposition 23

*Proof.* We will apply the Lidenberg-Feller Central Limit Theorem for multivariate triangular arrays. Define  $Z_n = \frac{1}{n} \sum_{i=1}^n \mathbf{Y}_{n,i}$ , where  $\{\mathbf{Y}_{n,i}\}$  is a triangular array of random vectors  $\mathbf{Y}_{n,i} = (\eta(\omega_1, X_{n,i}^*, \hat{\theta}_n), \dots, \eta(\omega_m, X_{n,i}^*, \hat{\theta}_n))$ ,  $\omega_1, \dots, \omega_m \in \mathcal{H}$  and  $m \in \mathbb{N}$ . Observe that by Proposition 15, we have that

$$\mathbb{E}_D(\eta(\omega, X_{n,i}^*, \hat{\theta}_n)) = \int_{\mathcal{X}} \eta(\omega, z, \hat{\theta}_n) p_{\hat{\theta}_n}(z) \lambda(dz) = 0$$

holds for any  $\omega \in \mathcal{H}$ , and thus  $\mathbb{E}_D(\mathbf{Y}_{n,i}) = 0$ . Consider  $\mathbf{V}_n = \frac{1}{n} \sum_{i=1}^n \text{Var}_D(\mathbf{Y}_{n,i})$ , and observe that for any  $\ell, k \in [m]$ , we have that

$$\begin{aligned} (\mathbf{V}_n)_{\ell,k} &= \text{Cov}_D(\eta(\omega_{\ell}, X_{n,1}^*, \hat{\theta}_n) \eta(\omega_k, X_{n,1}^*, \hat{\theta}_n)) \\ &= \int_{\mathcal{X}} \eta(\omega_{\ell}, z, \hat{\theta}_n) \eta(\omega_k, z, \hat{\theta}_n) p_{\hat{\theta}_n}(z) \lambda(dz) \\ &\xrightarrow{\mathbb{P}} \int_{\mathcal{X}} \eta(\omega_{\ell}, z, \theta_0) \eta(\omega_k, z, \theta_0) p_{\theta_0}(z) \lambda(dz). \end{aligned} \quad (43)$$

The convergence in probability holds since by Assumptions 1 to 6, the map

$$\theta \rightarrow \int_{\mathcal{X}} \eta(\omega, z, \theta) \eta(\omega', z, \theta) p_{\theta}(z) \lambda(dz)$$

is continuous for any fixed  $\omega, \omega' \in \mathcal{H}$ . Additionally, under Assumptions 1 to 6 and the null hypothesis, Proposition 13 yields  $\hat{\theta}_n \xrightarrow{\mathbb{P}} \theta_0$ . Thus the continuous mapping theorem yields eq. (43).

We proceed to check Linderberg's condition. Observe that for every  $\varepsilon > 0$

$$\begin{aligned} \frac{1}{n} \sum_{i=1}^n \mathbb{E}_D \left( \|\mathbf{Y}_{n,i}\|^2 \mathbf{1}_{\{\|\mathbf{Y}_{n,i}\| \geq \varepsilon \sqrt{n}\}} \right) &= \frac{1}{n} \sum_{i=1}^n \sum_{j=1}^m \mathbb{E}_D \left( \eta(\omega_j, X_{n,i}, \hat{\theta}_n)^2 \mathbf{1}_{\{\|\mathbf{Y}_{n,i}\| \geq \varepsilon \sqrt{n}\}} \right) \\ &\leq C_1 \frac{1}{n} \sum_{i=1}^n \mathbb{P}_D (\|\mathbf{Y}_{n,i}\| \geq \varepsilon \sqrt{n}) \\ &\leq C_1 \frac{1}{n} \sum_{i=1}^n \frac{\mathbb{E}_D(\|\mathbf{Y}_{n,i}\|)}{\varepsilon \sqrt{n}} \\ &\rightarrow 0, \quad a.s.. \end{aligned}$$

Then  $\sqrt{n} \mathbf{V}_n^{-1/2} Z_n \xrightarrow{\mathcal{D}} N_m(0, \mathbf{I}_m)$ .

□

## Proof of Proposition 24

*Proof.* Note that by Assumptions 1 to 6

$$\sum_{i=1}^{\infty} \|\nabla_{\theta} g(\psi_i, \theta_0)\|^2 = \sum_{i=1}^{\infty} \sum_{\ell=1}^p \left( \int \psi_i(y) \frac{\partial}{\partial \theta_{\ell}} p_{\theta_0}(y) \lambda(dy) \right)^2 \quad (44)$$

holds by Lebesgue's dominated convergence theorem (see Remark 8). Observe that for each  $\ell \in \{1, \dots, p\}$ , it holds that

$$\begin{aligned}
 & \sum_{i=1}^{\infty} \left( \int_{\mathcal{X}} \psi_i(y) \frac{\partial}{\partial \theta_\ell} p_{\theta_0}(y) \lambda(dy) \right)^2 \\
 &= \sum_{i=1}^{\infty} \int_{\mathcal{X}} \int_{\mathcal{X}} \psi_i(y) \psi_i(x) \left( \frac{\partial}{\partial \theta_\ell} p_{\theta_0}(y) \right) \left( \frac{\partial}{\partial \theta_\ell} p_{\theta_0}(x) \right) \lambda(dy) \lambda(dx) \\
 &\leq \int_{\mathcal{X}} \int_{\mathcal{X}} \sum_{i=1}^{\infty} |\psi_i(y)| |\psi_i(x)| \left| \frac{\partial}{\partial \theta_\ell} p_{\theta_0}(y) \right| \left| \frac{\partial}{\partial \theta_\ell} p_{\theta_0}(x) \right| \lambda(dy) \lambda(dx) \\
 &\leq \int_{\mathcal{X}} \int_{\mathcal{X}} \sqrt{\sum_{i=1}^{\infty} |\psi_i(y)|^2} \sqrt{\sum_{j=1}^{\infty} |\psi_j(x)|^2} \left| \frac{\partial}{\partial \theta_\ell} p_{\theta_0}(y) \right| \left| \frac{\partial}{\partial \theta_\ell} p_{\theta_0}(x) \right| \lambda(dy) \lambda(dx) \\
 &= \left( \int_{\mathcal{X}} \sqrt{\sum_{i=1}^{\infty} |\psi_i(y)|^2} \left| \frac{\partial}{\partial \theta_\ell} p_{\theta_0}(y) \right| \lambda(dy) \right)^2 \\
 &= \left( \int_{\mathcal{X}} \sqrt{K(y, y)} \left| \frac{\partial}{\partial \theta_\ell} p_{\theta_0}(y) \right| \lambda(dy) \right)^2 \\
 &\leq \left( \sqrt{C} \int_{\mathcal{X}} \sup_{\theta \in \Theta} \left| \frac{\partial}{\partial \theta_\ell} p_{\theta}(y) \right| \lambda(dy) \right)^2 < \infty
 \end{aligned} \tag{45}$$

where the second inequality is due to the Cauchy-Schwarz inequality, the second equality holds since  $\sum_{i=1}^{\infty} \psi_i(y)^2 = K(y, y)$ , the third inequality follows from the fact that the kernel is bounded (Assumption 5), and the last inequality is due to Assumptions 1 to 6. By combining eqs. (44) and (45) we conclude that  $\sum_{i=1}^{\infty} \|\nabla_{\theta} g(\psi_i, \theta_0)\|^2 < \infty$ . □

## Appendix B. Additional Experiments

### B.1 Kernel Choice for Estimation and Testing

The theoretical results in this paper require the same discrepancy  $D$  to be used for both estimation and testing. In particular for the MMD and KSD, this means that we use the same kernel for estimation and testing. In this section we provide evidence that using the same lengthscale for estimation and testing is a reasonable choice. Figure 12 shows the power of the test as we independently vary the lengthscale of the kernel used for testing and the kernel used for estimation. It shows that the test achieves its highest power when the two lengthscales are equal, suggesting that this requirement of the theory is not restrictive. When generating this figure, we also verify that the type I error rate of the test does not exceed the level for any of the choices of lengthscale. We test  $H_0^C$  that  $P_{\mu, \sigma}$  is Gaussian, against data generated from a Student's-t distribution with 3.0 degrees of freedom. We use the KSD test with the parametric bootstrap and a Gaussian kernel, and  $n = 50$ .

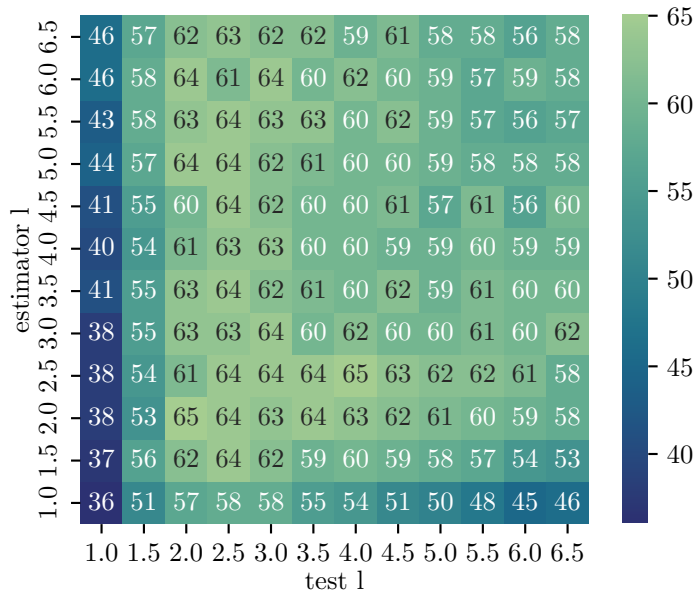


Figure 12: Power of the test when using a different kernel for estimation and testing. The lengthscale of the estimation kernel is give on the y-axis, and the lengthscale of the testing kernel on the x-axis.

## B.2 Limitations

In this section we illustrate two of the limitations introduced in Section 6.

The first is large variance in the estimate of the parameter, either because the minimum distance estimator has high variance, or because the numerical optimiser implementing the estimator fails to converge to a global optimum. We explore this second case in Figure 13, which shows the distribution of the test statistic and parameter estimate over 300 repeats of the experiment, in both the case of a well-configured and a poorly-configured optimiser. We consider the MMD test, with  $H_0^C$  that  $Q = \mathcal{N}(\theta, 1^2)$  for  $\theta \in \mathbb{R}$ . To simulate  $H_0^C$  we generate data from  $\mathcal{N}(0.5, 1^2)$ , and to simulate  $H_1^C$  we generate data from  $\mathcal{N}(0.5, 1.5^2)$ . First we consider the performance of a well-configured optimiser, where we have set the learning rate and other hyperparameters so that the optimiser converges to close to a global minimum. In this case the estimates of the parameter are centered around the true parameter value and have low variance, and there is clear separation between the distributions of the test statistic under  $H_0^C$  and  $H_1^C$ . Thus, provided the bootstrap works correctly, the test is able distinguish  $H_0^C$  and  $H_1^C$  and achieve a high power. In contrast we consider a poorly-configured optimiser, where we have used too large a learning rate so that it fails to converge. We can see that the parameter estimates have higher variance, and the distributions of the test statistic under  $H_0^C$  and  $H_1^C$  overlap completely. Thus, no matter where the threshold is set it will not be possible to distinguish the two hypotheses, and the test will have very low power.

The second limitation we demonstrate is the case where  $D(P, Q_n)$  is poor at distinguishing between probability distributions. For example, if using a Gaussian kernel, this occur occur if the lengthscale is very small or large. Figure 14 shows the type I error rate of two

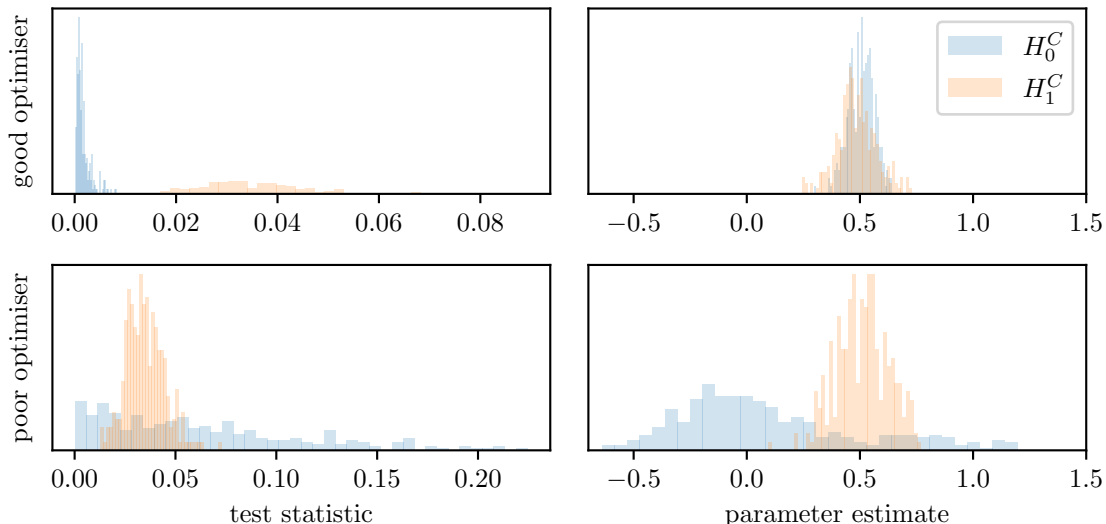


Figure 13: Demonstration of a failure mode where the parameter estimate has high variance due to a poorly configured optimiser. The first row shows the distribution of the test statistic (left) and that of the parameter estimate (right) for a well-configured optimiser, and the second row the distributions for a poorly-configured optimiser.

tests using the Gaussian kernel, over a range of lengthscales. We sample observations from  $Q = \mathcal{N}(0.4, 1.4^2)$ . We then compare the performance of our composite KSD test, using the parametric bootstrap, of  $H_0^C$  : the data is Gaussian, against a non-composite KSD test of  $H_0$  : the data is drawn from  $Q$ . Thus, the null hypothesis holds for both tests. The figure shows that the type I error rate of the composite test can exceed the level for very small lengthscales, and goes to zero for large lengthscales. In contrast, the non-composite test is able to control the type I error rate for all lengthscales. To investigate this behaviour further, the figure also shows the estimates of the scale parameter of the model made by the composite test. This reveals that for very small lengthscales the parameter estimates are not centered around the true parameter value. Thus, the test is comparing the data to a poor choice of model from  $\{P_\theta\}_\theta$ , which may be leading to the false rejections of  $H_0^C$ . For large lengthscales, we suggest that the type I error rate of the composite test goes to zero faster than that of the non-composite test because the small amount of variance in the estimated parameters makes distinguishing the null and alternative hypotheses more difficult. Importantly, we note that the range of lengthscales for which the composite test has good performance is fairly wide (note the log x-axis scale), and the median heuristic selects a value in the middle of this range. While above we have demonstrated this behaviour for the KSD test, the same behaviour can also occur for the MMD test. However, in this case we have the additional reassurance that our theoretical results show that the test will behave correctly as  $n$  becomes large.



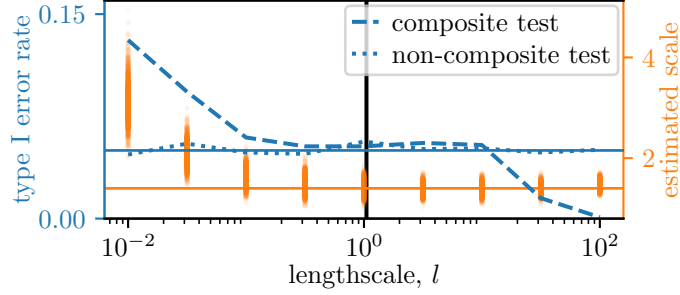


Figure 14: Comparison of the type I error rate of a composite and non-composite test, as we vary the lengthscale of the kernel. The left axis, blue, shows the type I error rate of the two tests. The right axis, orange, shows the estimates of the scale parameter of the model made by the composite test over 2000 repeats. The solid blue horizontal line shows the level of the test, 0.05. The solid orange horizontal line shows the true value of the standard deviation, 1.4. The solid black vertical line shows the lengthscale selected by the median heuristic.

## Appendix C. Experiment Details

For all experiments we use a test level of  $\alpha = 0.05$ . The experiments are implemented in JAX, and executed on an Nvidia RTX 3090 GPU.

### C.1 Closed-Form KSD Estimator

For any  $P_\theta$  in the exponential family, we can calculate  $\hat{\theta}_n = \arg \min_\theta \text{KSD}(P_\theta, Q_n)$  in closed-form. Here we state the expression for this estimator, which we use in our Gaussian and kernel exponential family experiments. The detailed derivation of this result can be found in Barp et al. (2019, Appendix D3) or Matsubara et al. (2022).

Let the density of a model in the exponential family be

$$p_\theta(x) = \exp(\eta(\theta) \cdot t(x) - a(\theta) + b(x)),$$

with  $\eta : \Theta \rightarrow \mathbb{R}^k$  an invertible map,  $t : \mathbb{R}^d \rightarrow \mathbb{R}^k$  any sufficient statistic for some  $k \in \mathbb{N}_1$ ,  $a : \Theta \rightarrow \mathbb{R}$  and  $b : \mathbb{R}^d \rightarrow \mathbb{R}$ . Then the KSD estimator of theta is given by

$$\hat{\theta}_n := \arg \min \text{KSD}^2(P_\theta \| Q_n) = \eta^{-1} \left( -\frac{1}{2} \Lambda_n^{-1} \nu_n \right),$$

where  $\Lambda_n \in \mathbb{R}^{k \times k}$  and  $\nu_n \in \mathbb{R}^k$  are defined as  $\Lambda_n := \frac{1}{n^2} \sum_{i=1}^n \sum_{j=1}^n \Lambda(x_i, x_j)$  and  $\nu_n := \frac{1}{n^2} \sum_{i=1}^n \sum_{j=1}^n \nu(x_i, x_j)$ . These are based on functions  $\Lambda : \mathbb{R}^d \times \mathbb{R}^d \rightarrow \mathbb{R}^{k \times k}$  and  $\nu : \mathbb{R}^d \times \mathbb{R}^d \rightarrow \mathbb{R}^k$  which depend on the specific model, defined as

$$\begin{aligned} \Lambda(x, x') &:= K(x, x') \nabla_x t(x) \nabla_{x'} t(x')^\top \\ \nu(x, x') &:= K(x, x') \nabla_x b(x) \nabla_{x'} t(x')^\top + \nabla_x t(x) \nabla_{x'} K(x, x') \\ &\quad + K(x, x') \nabla_x b(x') \nabla_{x'} t(x)^\top + \nabla_x t(x') \nabla_x K(x', x). \end{aligned}$$

## C.2 Kernels

We define the Gaussian kernel as

$$K(x_1, x_2) = \exp\left(-\frac{\|x_1 - x_2\|_2^2}{2l^2}\right),$$

and the IMQ kernel as

$$K(x_1, x_2) = \left(1 + \frac{\|x_1 - x_2\|_2^2}{2l^2}\right)^{-\frac{1}{2}},$$

where  $l \in \mathbb{R}^+$  is the lengthscale, and the exponent of  $-\frac{1}{2}$  follows Matsubara et al. (2022). Where we set the lengthscale using the median heuristic, this is defined as

$$l_{\text{med}} = \sqrt{\text{median}(\|y_i - y_j\|_2^2 / 2)},$$

where the median is taken over all pairs of observations,  $y_i$  and  $y_j$ .

Where we use a sum kernel, this is defined as

$$K(x_1, x_2) = \frac{1}{L} \sum_{i=1}^L K_{l_i}(x_1, x_2),$$

where  $K_{l_1}, \dots, K_{l_L}$  are a set of  $L$  Gaussian or IMQ kernels with lengthscales  $l_1, \dots, l_L$ . Prior work has found that using a sum of kernels with a range of lengthscales, rather than attempting to choose the lengthscale of a single kernel, produces good empirical results (Y. Li et al. 2015; Ren et al. 2016; Sutherland et al. 2017). Note that a sum of characteristic kernels is a characteristic kernel (Sriperumbudur et al. 2010), so this choice satisfies the assumptions we make in our theoretical results.

## C.3 Details of Specific Figures

### C.3.1 GAUSSIAN MODEL

For all of the Gaussian experiments, we compute the power by repeating the test 2000 times. For experiments with results reported over multiple seeds, we perform 2000 repeats per seed.

**Figure 3** To implement the MMD estimator we use stochastic gradient descent, using automatic differentiation to compute the gradient of the MMD with respect to the parameters of the model.

|                      |                                |
|----------------------|--------------------------------|
| $K$                  | Gaussian, $l = l_{\text{med}}$ |
| $n$                  | 100                            |
| bootstrap            | parametric                     |
| bootstrap samples    | 300                            |
| sgd learning rate    | 0.5                            |
| sgd initial $\theta$ | 0.01                           |
| sgd iterations       | 30                             |

**Figure 4**

---

|                              |         |   |
|------------------------------|---------|---|
|                              | $H_0^C$ | $P_{\mu,\sigma} = \mathcal{N}(\mu, \sigma^2)$ for $\mu \in \mathbb{R}, \sigma \in \mathbb{R}^+$ |
|                              | D       | KSD   |
|                              | $K$     | Gaussian, $l = l_{\text{med}}$  |
| wild bootstrap samples       |         | 500   |
| parametric bootstrap samples |         | 1000  |

---

**Figure 6**

---

|                              |         |  |
|------------------------------|---------|--|
|                              | $H_0^C$ | $P_{\mu,\Sigma} = \mathcal{N}(\mu, \Sigma)$ for $\mu \in \mathbb{R}^d, \Sigma \in \mathbb{R}^{d \times d}$ |
|                              | D       | KSD  |
|                              | $K$     | Gaussian, $l = l_{\text{med}}$   |
| wild bootstrap samples       |         | 500  |
| parametric bootstrap samples |         | 300  |

---

**Figure 7**

---

|                              |         |   |
|------------------------------|---------|---|
|                              | $H_0^C$ | $P_{\mu,\sigma} = \mathcal{N}(\mu, \sigma^2)$ for $\mu \in \mathbb{R}, \sigma \in \mathbb{R}^+$ |
|                              | D       | KSD   |
|                              | $K$     | Gaussian, $l$ as specified  |
| wild bootstrap samples       |         | 500   |
| parametric bootstrap samples |         | 300   |

---

**Timing** We estimate the time taken by each bootstrap as follows. We run 3 tests as a warm up, then we run 2000 tests and calculate the mean time taken. The full configuration is as follows:

---

|                   |         |   |
|-------------------|---------|---|
|                   | $H_0^C$ | $P_{\mu,\sigma} = \mathcal{N}(\mu, \sigma^2)$ for $\mu \in \mathbb{R}, \sigma \in \mathbb{R}^+$ |
|                   | D       | KSD   |
|                   | $K$     | Gaussian, $l = 1.0$   |
|                   | $n$     | 100   |
| bootstrap samples |         | 300   |

---

### C.3.2 NONPARAMETRIC DENSITY ESTIMATION

**Figure 8** We are testing whether the family of models considered by Matsubara et al. (2022) fits the data, thus our choices of  $q_{\text{kef}}$  and  $l_{\text{kef}}$  match the original paper.

---

|                              |                  |  |
|------------------------------|------------------|--|
|                              | D                | KSD  |
|                              | $K$              | unweighted sum of IMQ kernels with lengthscales<br>0.6, 1.0, 1.2 |
|                              | $n$              | 82   |
| wild bootstrap samples       |                  | 500  |
| parametric bootstrap samples |                  | 400  |
|                              | $q_{\text{kef}}$ | $\mathcal{N}(0.0, 3.0^2)$  |
|                              | $l_{\text{kef}}$ | $\sqrt{2}$   |

---

Following Matsubara et al. (2022), we normalise each observation in the dataset as follows:

$$y_i^{\text{norm}} = \frac{y_i - \mu}{0.5 * \sigma},$$

where  $\mu$  and  $\sigma$  are the mean and standard deviation of the dataset.

To plot the density of the model, we estimate the normalising constant of the model using the importance sampling approach suggested by L. Wenliang et al. (2019, Section 3.2). As a proposal we use  $\mathcal{N}(0.0, 3.5^2)$ , and we take 2000 samples.

### C.3.3 TOGGLE SWITCH

**Figures 9 to 11** The true model parameters,  $\theta_0$ , are

| parameter  | $\alpha_1$ | $\alpha_2$ | $\beta_1$ | $\beta_2$ | $\mu$ | $\sigma$ | $\gamma$ |
|------------|------------|------------|-----------|-----------|-------|----------|----------|
| true value | 22.0       | 12.0       | 4.0       | 4.5       | 325.0 | 0.25     | 0.15     |

We use stochastic gradient descent with random restarts to estimate the parameters. The algorithm is:

1. Sample 500 initial parameter values,  $\theta_{\text{init}}^1, \dots, \theta_{\text{init}}^{500}$ .
2. Select the 15  $\theta_{\text{init}}^i$  for which  $\text{MMD}(P_{\theta_{\text{init}}^i}, Q_n)$  is smallest.
3. Run SGD 15 times, once for each of the selected  $\theta_{\text{init}}^i$ , to find  $\hat{\theta}_n^1, \dots, \hat{\theta}_n^{15}$ . Use learning rate 0.04 and perform 300 iterations.
4. Return  $\hat{\theta}_n^i$  for which  $\text{MMD}(P_{\hat{\theta}_n^i}, Q_n)$  is smallest.

The initial parameters are sampled from a uniform distribution with the following ranges:

| parameter     | $\alpha_1$ | $\alpha_2$ | $\beta_1$ | $\beta_2$ | $\mu$ | $\sigma$ | $\gamma$ |
|---------------|------------|------------|-----------|-----------|-------|----------|----------|
| initial range | 0.01       | 0.01       | 0.01      | 0.01      | 250.0 | 0.01     | 0.01     |
|               | 50.00      | 50.00      | 5.00      | 5.00      | 450.0 | 0.50     | 0.40     |

To run the test, we use the following configuration:

|                   |   |
|-------------------|---|
| D                 | MMD   |
| K                 | unweighted mixture of Gaussian kernels with length-scales 20.0, 40.0, 80.0, 100.0, 130.0, 200.0, 400.0, 800.0, 1000.0 |
| n                 | 400   |
| bootstrap         | parametric  |
| bootstrap samples | 200   |

To create Figure 11 we apply kernel density estimation to samples from the model. We use a Gaussian kernel, with the bandwidth set to 0.1.