

Quasifibrations of Graphs to Find Symmetries in Biological Networks

Paolo Boldi,¹ Ian Leifer,² and Hernán A. Makse²

¹*Computer Science Department, Università degli Studi di Milano, Milan, Italy.*

²*Levich Institute and Physics Department, City College of New York, New York, NY 10031*

(*Electronic mail: hmakse@ccny.cuny.edu.)

(Dated: November 16, 2021)

A *fibration* of graphs is an homomorphism that is a local isomorphism of in-neighbourhoods, much in the same way a covering projection is a local isomorphism of neighbourhoods. Recently, it has been shown that graph fibrations are useful tools to uncover symmetries and synchronization patterns in biological networks ranging from gene, protein, and metabolic networks to the brain. However, the inherent incompleteness and disordered nature of biological data precludes the application of the definition of fibration *as it is*; as a consequence, also the currently known algorithms to identify fibrations fail in these domains. In this paper, we introduce and develop systematically the theory of quasifibrations which attempts to capture more realistic patterns of almost-synchronization of units in biological networks. We provide an algorithmic solution to the problem of finding quasifibrations in networks where the existence of missing links and variability across samples preclude the identification of perfect symmetries in the connectivity structure. We test the algorithm against other strategies to repair missing links in incomplete networks using real connectome data and synthetic networks. Quasifibrations can be applied to reconstruct any incomplete network structure characterized by underlying symmetries and almost synchronized clusters.

Symmetry is a foundational principle underlying the behavior of numerous natural systems. Biological networks have been recently shown¹⁻⁴ to exhibit the symmetry stemming from the existence of graph fibrations. We refer to this symmetry as fibration symmetry. However, experimental observations providing the basis for constructing biological networks are inherently imperfect, as biological systems are noisy and disordered, and perfect symmetries are never realized in biology. To address this problem, we introduce the concept of quasifibrations to describe more realistic patterns of synchronization in biological networks. We provide an optimization algorithm to obtain quasifibrations in graphs along with a network reconstruction procedure of an incomplete network with missing links to restore the perfect ideal symmetry in the network.

- conventionally, the symmetries of a network are identified with the permutations of the nodes that leave the adjacency matrix invariant (the so-called *network automorphisms*); this form of symmetry is very rigid and it is rarely observed in biology; moreover, automorphisms are not the right tool to describe the notion of synchronization, that is the type of symmetry that more often occurs in living networks;
- even playing with more general kinds of symmetry, biological systems are never exactly symmetrical: the high redundancy of biological systems leaves space to small asymmetries, that are influential to the overall working of the system but fail to be captured by a rigorous mathematical definition.

Recent works¹⁻⁴ provided credible evidence that the right notion of symmetry exhibited by biological networks is that induced by *graph fibrations*. Existence of graph fibrations have been shown to produce the synchronized solutions in a network⁷⁻⁹ that were observed on the experimental data⁴. In this paper we shall relax the definition of fibration symmetry to allow for errors, introducing the notion of *quasifibration*. Quasifibrations are a more realistic way to describe synchronization patterns in living networks. We shall also provide practical techniques to reconstruct symmetries in spite of errors, and discuss whether and how such techniques can be used to study real-world biological systems. Reference¹⁰ presents a more general approach to the graph reconstruction problem that can be applied to both directed and undirected graphs, however the approach presented here is considerably faster and is easier to scale.

The paper is organized as follows. Section II sets up the basic definitions and reviews the previous literature on graph fibrations. Section III further elaborates on previous results on symmetry identification, comparing graph fibrations with the stronger notion of automorphism. Section IV reviews the concepts of input trees, universal and minimal graph fibrations

I. INTRODUCTION

A large part of modern physics is built on the principles of symmetry, typically expressed using the mathematical theory of groups and group actions spanning from elementary particles and fundamental forces to the state of matter. Symmetries and group theory are at the core of the theoretical formulation of the Standard Model, which provides a unified description of all existing particles and their interactions (exclusion made for gravity).

While the concept of symmetry is at the basis of such important conceptual advances in physics, it is not (yet) as pervasively adopted in biology with the exceptions of the work of D'Arcy Thompson⁵ and the discussions emerging from the Eleventh Nobel Symposium held in 1968, chaired by Jacques Monod⁶. In our opinion, two crucial aspects probably contributed to determine the reduced attention to the role played by symmetries in biological systems:

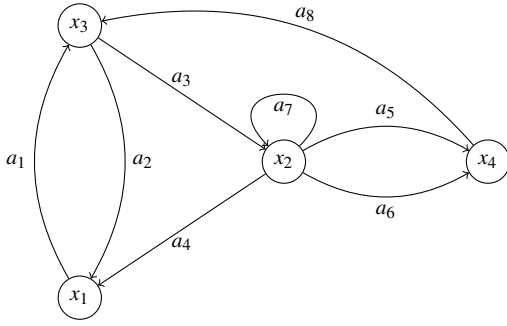


Figure 1. An example of graph, with four nodes and eight arcs: nodes are represented by circles, arcs by arrows stemming from their source and ending at their target. Observe that there are two parallel arcs in $G(x_2, x_4) = \{a_5, a_6\}$ and there is a loop a_7 at x_2 .

which are necessary to generalize the problem to quasifibrations. Section V then introduces the concept of quasifibration and the proposed algorithmic steps to identify quasifibrations in networks and repair the missing or excess links in networks with symmetries. Finally, section VI shows computational experiments testing the quasifibration algorithm against different strategies to repair networks using synthetic data and real data on previously analyzed connectomes. We conclude the paper with summary and outlook. All the algorithms are available at <https://github.com/boldip/qf>.

II. DEFINITIONS AND BASIC PROPERTIES

A. Graph-theoretical definitions

a. Graphs. A (directed multi)graph (or “network”) G is defined by a set N_G of nodes and a set A_G of arcs, and by two functions $s_G, t_G : A_G \rightarrow N_G$ that specify the source and the target of each arc (we shall drop the subscripts whenever no confusion is possible). Note that, differently from other definitions commonly used in the literature, arcs have a direction (that is why our graphs are “directed”) and we may have multiple parallel arcs with the same source and the same target (that is why “multigraphs”). Unless otherwise specified, both N and A are finite. An example of a graph is shown in Figure 1.

We use the notation $G(x, y)$ for denoting the set of arcs from x to y , that is, the set of arcs $a \in A_G$ such that $s(a) = x$ and $t(a) = y$. A *loop* is an arc with the same source and target. Following common usage, we denote with $G(-, x)$ the set of arcs coming into x , that is, the set of arcs $a \in A_G$ such that $t(a) = x$, and analogously with $G(x, -)$ the set of arcs going out of x .

A *path* (of length n) is a sequence $x_0, a_1, x_1, \dots, x_{n-1}, a_n, x_n$ alternating nodes $x_i \in N_G$ and arcs $a_j \in A_G$ in such a way that $s(a_j) = x_{j-1}$ and $t(a_j) = x_j$. We shall usually omit the nodes from the sequence when at least one arc is present. We shall say that G is (strongly) *connected* iff for every choice of x and y there is a path from x to y ; the *diameter* D_G of a strongly

connected graph is the maximum length of a shortest path between two nodes.

The graph of Figure 1 is strongly connected; an example of a path from x_1 to x_2 is represented by the sequence $x_1, a_1, x_3, a_3, x_2, a_7, x_2, a_5, x_4, a_8, x_3, a_3, x_2$. There are, in fact, infinitely many paths from x_1 to x_2 .

We shall occasionally deal with node- (or arc-) coloured graphs: a *node-coloured graph* (arc-coloured graph, respectively) with set of colours C is a graph endowed with a colouring function $\gamma : N_G \rightarrow C$ ($\gamma : A_G \rightarrow C$, respectively).

b. Graph homomorphisms. For standard directed graphs, homomorphisms are defined only on nodes, with the requirements that existing arcs are preserved (i.e., if there was an arc between two nodes in the starting graph, then there must be an arc between the images of these two nodes in the ending graph). Extending this definition to the case of multigraphs requires some care, because we can decide separately how to map nodes and arcs, but we must ensure that the two maps agree. Formally, a *graph homomorphism* $\xi : G \rightarrow H$ is given by a pair of functions $\xi_N : N_G \rightarrow N_H$ and $\xi_A : A_G \rightarrow A_H$ commuting with the source and target maps, that is, for all $a \in A_G$, $s_H(\xi_A(a)) = \xi_N(s_G(a))$ and $t_H(\xi_A(a)) = \xi_N(t_G(a))$ (again, we shall drop the subscripts whenever no confusion is possible). As we said, the meaning of the commutation conditions is that a homomorphism maps nodes to nodes and arcs to arcs in such a way to preserve the incidence relation. (In the case of node or arc coloured graphs, we also require ξ_N or ξ_A to commute with the colouring function.) A homomorphism is *surjective*¹¹ iff ξ_N and ξ_A are both surjective. An example of graph homomorphism is shown in Figure 2.

Epimorphisms that are also injective (both on nodes and on arcs) are called *isomorphisms*; we write $G \cong H$ iff there is an isomorphism between G and H : isomorphisms are just a way to change the “identity” of nodes and arcs without changing the graph structure. Since we are only interested in the structural properties of a network, we normally consider graphs only up to isomorphism (that is, we identify a graph G with any other graph H such that $G \cong H$). An isomorphism $\alpha : G \rightarrow G$ is called an *automorphism* of G : automorphisms form a group (denoted by $\mathbf{Aut}(G)$) with respect to function composition. A graph with no non-trivial automorphisms (i.e., no automorphism other than the identity) is called *rigid*.

B. Fibrations

The central concept we are going to deal with is that of *graph fibration*, a particular kind of graph homomorphism. Fibrations can be thought of as a relaxed version of isomorphisms, as we shall see in a second. The categorical definition of fibration is credited to Alexandre Grothendieck¹²; it builds upon previous similar concepts in algebraic graph theory¹³ and is closely related to the generalization of covering in topology¹⁴. The application of this definition to graphs (seen as free categories) was given in¹⁵ and was largely used in the context of distributed systems.

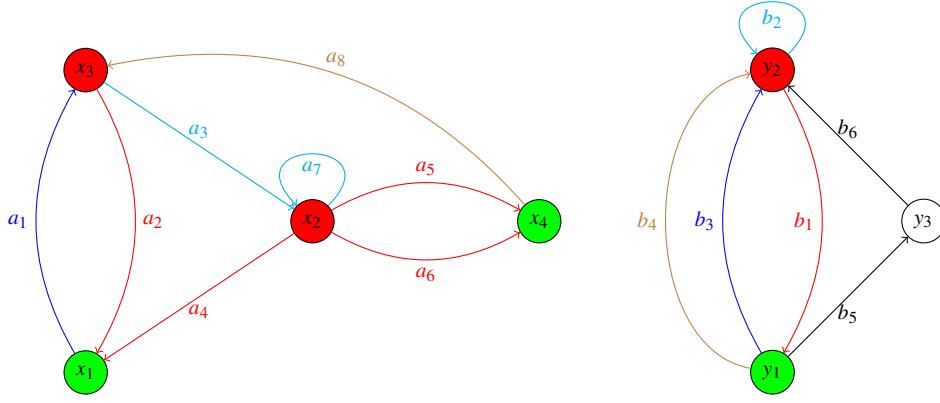


Figure 2. An example of a graph homomorphism $\xi : G \rightarrow H$. Here, we use node (arc) colours to indicate how nodes (arcs) are mapped: every node (arc) of G is mapped to the only node (arc) of H with the same colour; ξ is not a surjective (the black node and arcs of B do not have any counterimage). To see that ξ is a morphism, note that the colors of source and target are respected; for instance all red arcs have a red source and a green target (because they are all mapped to b_1). Incidentally, if we think of G and B as being really coloured as in the picture, ξ is a correct homomorphism between coloured graphs (because it commutes with the colouring function).

Definition II.1 A fibration between graphs G and B is a homomorphism $\varphi : G \rightarrow B$ such that for each arc $a \in A_B$ and for each node $x \in N_G$ satisfying $\varphi(x) = t(a)$ there is a unique arc $\tilde{a}^x \in A_G$ (called the lifting of a at x) such that $\varphi(\tilde{a}^x) = a$ and $t(\tilde{a}^x) = x$.

We inherit some topological terminology. If $\varphi : G \rightarrow B$ is a fibration, G is called the *total graph* and B the *base* of φ . We shall also say that G is *fibred* (over B). The *fibre* over a node $x \in N_B$ is the set of nodes of G that are mapped to x , and shall be denoted by $\varphi^{-1}(x)$. A fibre is *trivial* if it is a singleton, that is, if $|\varphi^{-1}(x)| = 1$. A fibration is *nontrivial* if at least one fibre is nontrivial, *trivial* otherwise; it is *proper* if all fibres are nontrivial.

The homomorphism of Figure 2 is *not* a fibration: for instance, the fibre over y_2 is $\{x_2, x_3\}$, but while arcs b_3 and b_4 can both uniquely be lifted at x_3 ($\tilde{b}_3^{x_3} = a_1$ and $\tilde{b}_4^{x_3} = a_8$), arc b_2 cannot be lifted at all at x_3 , while it can be lifted twice at x_2 .

There is an intuitive characterization of fibrations based on the concept of local in-isomorphism. An equivalence relation \simeq between the nodes of a graph G is said to satisfy the *local in-isomorphism property* if the following holds:

Local In-Isomorphism Property: If $x \simeq y$ there exists a (colour-preserving, if G is coloured) bijection $\psi : G(-, x) \rightarrow G(-, y)$ such that $s(a) \simeq s(\psi(a))$, for all $a \in G(-, x)$.

The following proposition shows that fibrations and surjective homomorphisms whose fibres satisfy the previous property are naturally equivalent:

Theorem II.1 ^(15, Theorem 2.1) *Let G be a graph. Then:*

1. if $\varphi : G \rightarrow B$ is a fibration, then the equivalence relation on the nodes of G whose equivalence classes are the nonempty fibres of φ satisfies the local in-isomorphism property;

2. if \simeq is a relation between nodes of G satisfying the local in-isomorphism property, then there exists a graph B and a surjective fibration $\varphi : G \rightarrow B$ whose fibres are the equivalence classes of \simeq .

Another possible, more geometric way of interpreting the definition of fibration is that given a node x of B and path π terminating at x , for each node y of G in the fibre of x there is a unique path terminating at y that is mapped to π by the fibration; this path is called the *lifting* of π at y , and it is denoted by $\tilde{\pi}^y$.

a. Intuition: System simulation via fibrations. In order to provide a more intuitive grasp on the notion of fibration we want to briefly discuss how it is used in distributed computing. Consider a graph G , whose nodes represent entities of some kind: we will call them *processors*, but our description is more general, and applies *mutatis mutandis* to any system composed by autonomous interacting units, or agents. Each processor has an internal state belonging to a set of possible states X . During the evolution of the system, each processor changes its state depending on its own current state and on the states of its in-neighbours: equivalently, arcs represent unidirectional links along which a processor transmits messages.

In a distributed system like this, the behaviour of each processor x is partly influenced by the behaviour of its in-neighbours and, more in general, by all the processors that can (directly or indirectly) communicate with x . If we possessed a complete knowledge of the system internals (what is the set of states X , what exact protocol each processor is following, what kind of signals are transmitted, and when) we may provide a precise description of the system *global* behaviour, for example, to simulate it or to make predictions or understand correlations. In particular, we are interested in capturing the symmetries that the system exhibits: which groups of processors behave alike?

As we said, with a complete knowledge of the individual processors and their behaviour the task of determining symmetries is, at least in principle, possible. But what if the only

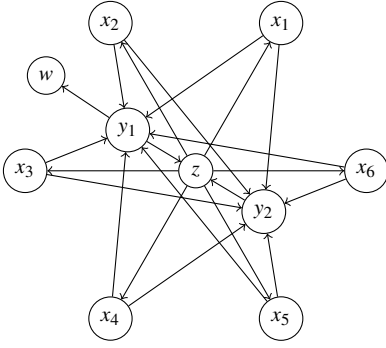


Figure 3. An example of a distributed system: During the evolution of the system, each processor changes its state depending on its own current state and on the messages received from its in-neighbours along the arcs, representing unidirectional communication links.

knowledge we possess is the connection graph G ? What are the symmetries that the graph exhibits, in absence of other information?

These questions are translated into one of the main problems of distributed systems¹⁶: establish which configurations of states can be reached when all processors start from the same state, change state at the same time and run the same algorithm—or, as usually stated, when the network is *anonymous* (or *uniform*) and synchronous. The main point to be noted here is that, under such constraints, *the existence of a fibration $\varphi : G \rightarrow B$ forces all processors in the same fibre to remain always in the same state.*

More precisely, every behaviour of the processors of the “large” graph G can be simulated on the “smaller” graph¹⁷ B : the fibration describes how nodes and arcs of G are mapped to nodes and arcs of B . Nodes in the same fibre (that is, mapped to the same node of B) cannot distinguish from each other because of the local in-isomorphism property—a general homomorphism would not make the simulation possible, because it may map together nodes with different views of the system. In this sense, fibrations are related to how the system can be mapped to a smaller, but simulation-equivalent, core.

Let us look at Figure 4, where we represent how the network G can be fibred over a smaller network. Each of the cyan nodes x_i in G is equivalent to the unique cyan node x in B : they receive only one input (each) from the red-coloured node (called z in both networks). Each of the two pink nodes y_i in G is equivalent to the unique pink node y in B : they each receive six inputs from the cyan-coloured nodes. In G there are six such cyan-colored nodes, but they all behave alike (because they behave like the unique cyan node of B), so the fact that each y_i in G receives inputs from six different cyan nodes, while y in B receives six times the input from the same node is irrelevant (because the six cyan nodes in G behave all like the single cyan node of B). Similarly, z in G receives inputs from y_1 and y_2 , whereas z receives twice input from y . Finally, w in G receives inputs from y_1 only, and so its behaviour can be simulated by the unique green node w in B .

Otherwise said: φ is a local in-isomorphism. What locally each node x of G sees of its in-neighborhood in G is the same

as what the node $\varphi(x)$ sees of its in-neighborhood in B . The fibres of the fibration (i.e., the colours of the nodes in G) represent the kind of symmetry we are looking for.

III. GROUPS, FIBRATIONS AND AUTOMORPHISMS

Fibrations are a way to identify symmetries in a graph, much like automorphisms. The reader familiar with automorphism may wonder in which sense fibrations are different from (or more useful than) automorphisms. We are going to discuss this issue here.

A standard way to describe group symmetries is by using *actions*: a (*left and faithful*) action of a group Γ over G is an injective function $\alpha : \Gamma \rightarrow \mathbf{Aut}(G)$ that is a group homomorphism.¹⁸ The action induces an equivalence relation both on the nodes and on the arcs of G , whose classes (the *orbits* of α) are denoted by $\Gamma(x)$ or $\Gamma(a)$: two nodes x, y are in the same orbit iff¹⁹ $\alpha(g)(x) = y$ for some $g \in \Gamma$, and similarly for arcs. The so-called *quotient graph* G/α whose nodes and arcs are the orbits of nodes and arcs under the action of α .

If you look at Figure 4, there is a natural action $\alpha : S_6 \rightarrow \mathbf{Aut}(G)$ where S_6 is the symmetric group with six generators (i.e., the group of all permutations of the set $\{1, 2, 3, 4, 5, 6\}$): every permutation $\pi \in S_6$ is associated with an automorphism that maps node x_i to node $x_{\pi(i)}$, and arc $x_i \rightarrow y_j$ to $x_{\pi(i)} \rightarrow y_j$ (for all $j = 1, 2$); all the other nodes and arcs are left unchanged by α .

This observation is an example of a general and important relation between fibrations and automorphisms, that can be described in terms of group actions. The action of a specific element $g \in \Gamma$ gives a bijection between $G(-, x)$ and $G(-, \alpha(g)(x))$ that fulfills the requirements of the local in-isomorphism property; thus, by Theorem II.1, α induces a fibration $\varphi : G \rightarrow B_\alpha$, where B_α is a graph having as nodes the node-orbits of α and as many arcs from $\Gamma(x)$ to $\Gamma(y)$ as the arcs coming into $\alpha(y)$ element of $\Gamma(y)$ from elements of $\Gamma(x)$. We say that φ is *associated with* α . Note that φ is in general not unique, as it depends, for every x and y , on the element of Γ that is chosen to induce the local in-isomorphism between $G(-, x)$ and $G(-, y)$.

But not all fibrations are associated with group actions, and this is the crucial observation here: looking again at Figure 4, no action can move node w (because automorphisms preserve indegree and outdegree, and w is the only node with outdegree zero), and as a consequence no action can exchange y_1 and y_2 . The fact that a *fibration* identifies the two nodes y_1 and y_2 shows that fibrations give a stronger (and more robust) definition of symmetry.

As an even more evident example, consider the graph G on the left of Figure 5: G is rigid (i.e., it has a trivial automorphism group), hence no group acts nontrivially on it. The reason behind this, intuitively, is the presence of the arc a_7 that disrupts the graph symmetry. Nonetheless, the graph is fibred nontrivially as shown in the picture.

This fact corresponds to intuition: from the viewpoint of incoming signals there is no difference between x_2 and x_3 : they

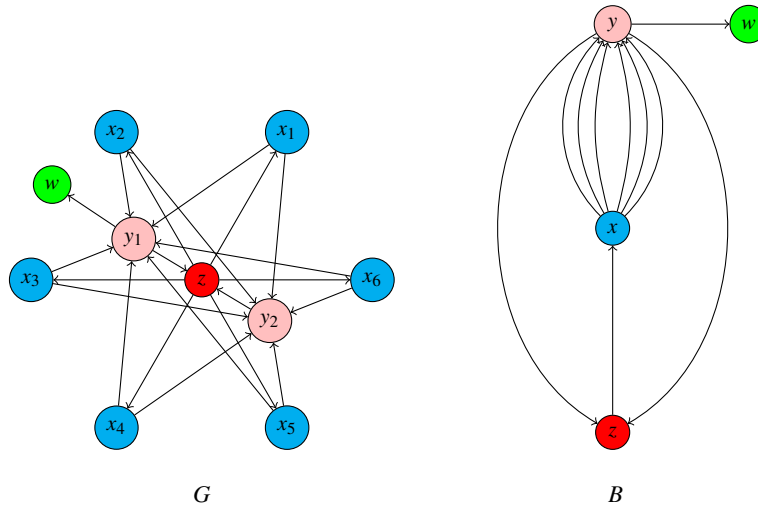


Figure 4. A graph fibration φ between the graph G of Figure 3 and another graph B . The node-component of φ is represented by the colours on the nodes; the arc-component is irrelevant (any map that makes it a graph homomorphism will do).

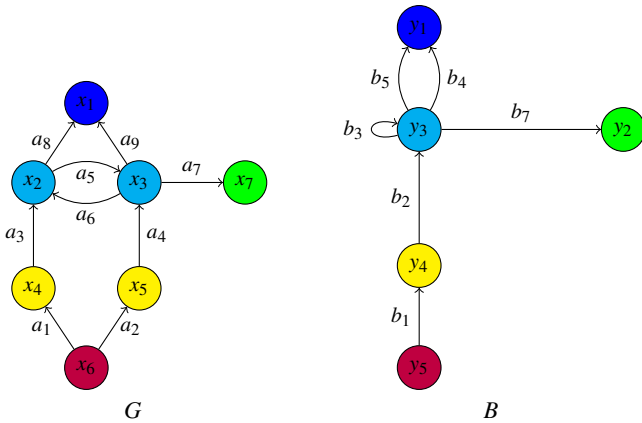


Figure 5. A rigid graph G , and a non-trivial fibration $\varphi : G \rightarrow B$ (as usual, node colors are used to suggest how node should be mapped, whereas the arc map is irrelevant as long as it respects the definition of graph homomorphism).

are bound to behave alike, because their view of the system is the same (in fact, the same as the view of y_3 in B).

Even in the case of symmetric graphs (graphs that can be thought of as undirected) fibrations generalize automorphisms: for example, any k -regular graph (i.e., any symmetric graph whose nodes have exactly k incoming arcs paired with k reverse outgoing arcs) with n nodes can be fibred over a k -bouquet (a one-node graph with k loops): in fact, there are $k!^n$ different ways to do that (any in-neighborhood can be fibred using any bijection). Nonetheless, there exist rigid k -regular graphs—if $k \geq 3$, almost all k -regular graphs are rigid! So fibrations do describe a *proper generalization* of automorphisms.

IV. UNIVERSAL FIBRATIONS AND MINIMAL FIBRATIONS

To proceed with our discussion, let us define in-trees. An *in-tree* is a graph with a selected node r , the root, and such that every other node has exactly one directed path to the root; if t is a node of an in-tree, we sometimes use $t \rightarrow r$ for denoting the unique path from t to the root. If T is an in-tree, we write $h(T)$ for its *height* (the length of the longest path). Finally, we write $T \upharpoonright k$ for the tree T truncated at height k , that is, we eliminate all nodes at distance greater than k from the root. Unless otherwise stated, morphisms between trees are required to preserve the root.

a. Input tree or universal total graphs (a.k.a. views). Now given a graph G and one of its nodes x , we define a possibly infinite in-tree \tilde{G}^x called the *universal total graph of G at x* (or, simply, the “view of x in G ”) as follows:

- the nodes of \tilde{G}^x are the finite paths of G ending in x ;
- there is an arc from the node π to the node π' iff $\pi = a\pi'$ for some arc a (if G is coloured, then the arc gets the same colour as a).

The view is essentially an unrolling of all the paths of G ending at x . Figure 6 shows the views of all the nodes of the graph G in Figure 5 (left).

b. Nodes with the same view. We shall be interested in identifying the nodes of a graph G sharing isomorphic views. At this point, the reader may wonder whether and how this equivalence relation between nodes can be made effective.

Let us start by providing a more humble equivalence relations \simeq_k on the nodes, defined by letting $x \simeq_k y$ iff $\tilde{G}^x \upharpoonright k \cong \tilde{G}^y \upharpoonright k$, that is, isomorphic only up to a level k in the input tree.

Theorem IV.1 (See²⁰) *If G has n nodes, for all nodes x, y , $\tilde{G}^x \cong \tilde{G}^y$ iff $\tilde{G}^x \upharpoonright (n-1) \cong \tilde{G}^y \upharpoonright (n-1)$, that is, iff there is an isomorphism between the first $n-1$ levels of the two trees.*

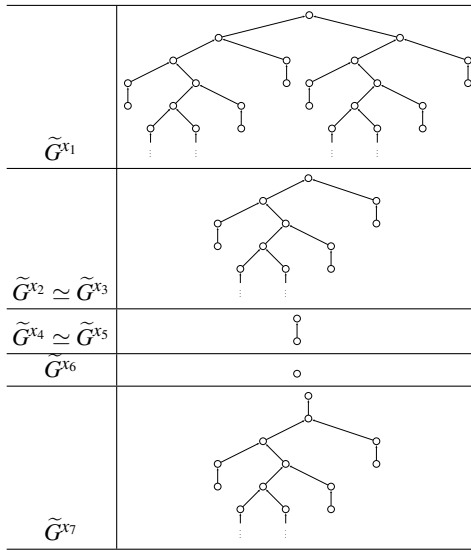


Figure 6. The views of all nodes of the graph G in Figure 5 (left), grouped when they are isomorphic. Note that almost all of them are infinite in-trees (except for three nodes, that have only finitely many incoming paths).

c. Minimum base and minimal fibrations. It is worth noticing that every fibration of a graph “smashes together” some nodes that possess the same universal total graph. Formally stated, if $\varphi : G \rightarrow B$ is a fibration, and $\varphi(x) = \varphi(y)$, then $\tilde{G}^x \cong \tilde{G}^y$.

It is natural to ask whether it is possible to take this process to extremes and identify any two nodes having the same universal total graph. Not only this is possible, but what we obtain is the unique (up to isomorphism) smallest base over which G can be fibred. The fibration itself is also uniquely defined (up to composition with an isomorphism) on the nodes, whereas not necessarily so on the arcs¹⁵, Theorem 30). Formally, we can summarize the key properties we need that were obtained in¹⁵ as follows:

Theorem IV.2 *A graph G is fibration prime iff every surjective fibration $G \rightarrow H$ is an isomorphism. For every graph G , there exists a graph \hat{G} (called the minimum base of G) such that:*

- \hat{G} is fibration prime;
- there is a surjective fibration $\mu : G \rightarrow \hat{G}$;
- if G can be surjectively fibred over a fibration prime graph B , then $B \cong \hat{G}$; moreover if $\iota : B \rightarrow \hat{G}$ is an isomorphism, then for all $x \in N_G$, $\mu(x) = \iota(\varphi(x))$.

There is a set-partition algorithm that computes the minimum base \hat{G} of G and a minimal fibration $\mu : G \rightarrow \hat{G}$. It partitions the graph into classes of nodes having the same universal total graph. To do so, it works in $|N_G| - 1$ rounds: the partition associated to round k is the one induced by the equivalence relation \simeq_k (i.e., two nodes are in the same class iff they share

the first k levels of their universal total graphs). By Theorem IV.1, after the last round two nodes are in the same class iff they have the same universal total graphs.

At round 0, all nodes are in the same class, because \simeq_0 is the total relation. To build \simeq_{k+1} , just note that $x \simeq_{k+1} y$ iff $x \simeq_k y$ and there is a bijection $\psi : G(-, x) \rightarrow G(-, y)$ such that $s(a) \simeq_k s(b)$ and $t(a) \simeq_k t(b)$.

If we think of classes as a node colours, the overall process defines a sequence of node colourings. In the colouring at round 0, all nodes have the same colour; at round $k + 1$, we assign the same colour to two nodes x and y iff the colours of in-neighbours of x and y at the k -th round were the same, and with the same multiplicity (i.e., for every colour c , x has as many in-neighbours of colour c at round k as y).

In fact, the graph B in Figure 5 is the minimum base \hat{G} of G , and it is built conceptually by identifying the nodes of G that have isomorphic views (see Figure 6).

From now on, we use \approx_G to denote the equivalence relation between nodes induced (according to Theorem II.1) by (any) minimal fibration $G \rightarrow \hat{G}$. In other words, we write $x \approx_G y$ to mean that $\tilde{G}^x \cong \tilde{G}^y$ or that, equivalently, x and y are mapped to the same node of the minimum base. The equivalence relation \approx_G is the coarsest equivalence relation among the nodes of G satisfying the local in-isomorphism property. The problem of finding \approx_G is known in the literature as the *color refinement* (or *naive vertex classification*) problem²¹, and is much studied because it is a fundamental block in every efficient graph isomorphism procedure. Most efficient techniques to compute \approx_G are generalizations of Hopcroft’s finite-state automata minimization algorithm²²; in particular, the first $O(|A| \log |N|)$ algorithm to compute \approx_G is due to Cardon and Crochemore²³ (later simplified in²⁴ and applied to information-processing networks in²⁵), and for this reason we shall often refer to \approx_G as the Cardon-Crochemore equivalence of G .

V. UNVEILING AND RECONSTRUCTING SYMMETRIES

A. Overall Plan

We are now ready to present and discuss the objective of the paper: we have a known graph G that is a noisy version of an unknown graph H ; G and H have the same nodes, but G may contain some (a few) extra arcs, and may lack some (a few) of the original arcs. In principle, we would like to recover H , although the process will unavoidably be approximated.

The starting assumption of the whole reconstruction is that the unknown graph H is rich of symmetries, in the sense that \approx_H is nontrivial and has some large equivalence classes. Unfortunately, G is not as symmetrical, and \approx_G is in general much less representative of the hidden symmetries in the network. We will therefore proceed as follows:

Step (1). [Algorithm 3] We will first find an equivalence relation \sim on the nodes of G that is as close as possible to \approx_H ; normally, H is unknown, and so is \approx_H . Our baseline will be \approx_G , that is, the fibration symmetry that

remains in G despite of the noise, but our approach will try to do a better job and reconstruct more symmetries that those that are left in G .

Step (2). [Algorithm 2] Based on \sim , we shall find a base graph B and a homomorphism $\xi : G \rightarrow B$ whose fibres are exactly the equivalence classes of \sim . The homomorphism ξ will be surjective, but not a fibration because of the presence of noise. Nonetheless it will be “close to” a fibration, in a technical sense that we will make more precise below. We will call ξ a quasifibration.

Step (3). [Algorithm 1] Now we will turn the quasifibration $\xi : G \rightarrow B$ into an actual fibration $\xi' : G' \rightarrow B$, where G' is a minimally modified version of G that allows to transform ξ into a fibration.

Step (4). We compute the minimum base of G' and a minimal fibration $\mu : G' \rightarrow \hat{G}'$; the equivalence relation $\approx_{G'}$ will provide the final fibration symmetry we are looking for. It is a coarsening of $\approx_{G'} = \sim$.

The final result will be the reconstructed “symmetrical” version G' of G (that aims at being H) along with a fibration $\xi' : G' \rightarrow B$ that explains the symmetries.

The three steps above will be totally orthogonal: in particular, as we will see, steps (2), (3) and (4) above will be performed in a provably optimal way. However, determining \sim in an optimal way (that is, deriving \approx_H from G) is not generally possible, and depends largely from how much noise was introduced and where. As a consequence, we will approach step (1) based on some heuristics in Algorithm 3 that we will discuss at the right time. Since the first three steps above are independent of one another, we can describe them in any order. It will actually be easier to discuss them in reverse order, starting from the last and moving to the first.

B. Step (4): Building the final fibration symmetry

The role of step (4) may be unclear to the reader: the point is that, once we have de-noised G obtaining G' , we want to build its *full* fibration symmetry, constructing a minimal fibration. Of course, the equivalence relation \sim on the nodes of G found in step (1) satisfies the local in-isomorphism property on G' (steps (2) and (3) serve precisely the purpose of adjusting G' so that \sim becomes a local in-isomorphism), but it is not the coarsest one. That is why we finally compute the coarsest local in-isomorphism on the nodes G' : of course, $\approx_{G'}$ will be a coarsening of \sim .

C. Step (3): Quasifibrations and the GraphRepair algorithm

Before discussing step (3), let us provide as promised a relaxed version of the definition of fibration. Recall that a fibration requires that every arc of the base can be lifted to exactly one incoming arc at every node of the fibre of its target. We

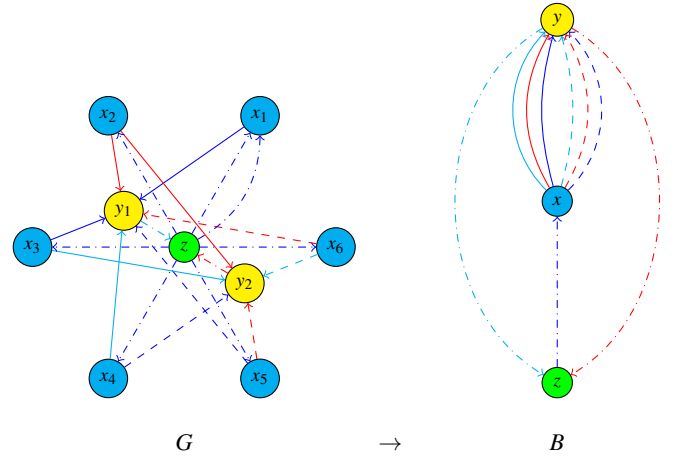


Figure 7. An example of a quasifibration $\xi : G \rightarrow B$. Node colour and arc shape and colour are used to suggest how nodes and arcs are mapped. It is easy to check that this is a graph homomorphism.

can easily derive a measure of how close (or far) a given graph homomorphism is from being a fibration.

For a given graph homomorphism $\xi : G \rightarrow B$, consider an arc $a \in A_B$ and a node $y \in N_G$ such that $\xi(y) = t(a)$: we may wonder if there are arcs of G , with target y , that are image of a ; in the light of Definition II.1, these are all potential “liftings of a at y ”. If ξ is a fibration, there must be exactly one lifting (because the definition of fibration entails existence and uniqueness). Every time this set of arcs is empty (i.e., existence fails) or contains more than one element (i.e., uniqueness fails), we have a witness of the fact that ξ is not a fibration. Formally:

Definition V.1 Given a graph homomorphism $\xi : G \rightarrow B$, for every arc $a \in A_B$ and every node $y \in N_G$ such that $\xi(y) = t(a)$, let us define the local delta function as the number of liftings minus 1:

$$\delta_{\xi}(a, y) = |\{a' \in A_G \mid \xi(a') = a \text{ and } t(a') = y\}| - 1.$$

We let

$$\begin{aligned} \Delta_{\xi}^{+} &= \sum_{a, y} \max(\delta_{\xi}(a, y), 0) \quad \text{the excess of } \xi \\ \Delta_{\xi}^{-} &= \sum_{a, y} \max(-\delta_{\xi}(a, y), 0) \quad \text{the deficiency of } \xi \\ \Delta_{\xi} &= \sum_{a, y} |\delta_{\xi}(a, y)| = \\ &= \Delta_{\xi}^{+} + \Delta_{\xi}^{-} \quad \text{the total error of } \xi, \end{aligned}$$

where all summations range over all possible pairs $a \in A_B$ and $y \in \xi^{-1}(t_B(a))$. We say that ξ is a $(\Delta_{\xi}^{-}, \Delta_{\xi}^{+})$ -quasifibration or just a Δ_{ξ} -quasifibration.

If ξ is a fibration, the function δ_{ξ} is constantly zero (because every arc can be lifted in a unique way). For a homomorphism that fails to be a fibration, $\delta_{\xi}(a, y) = -1$ when a cannot be lifted at y ; $\delta_{\xi}(a, y) > 1$ when a can be lifted in more than one way at y .

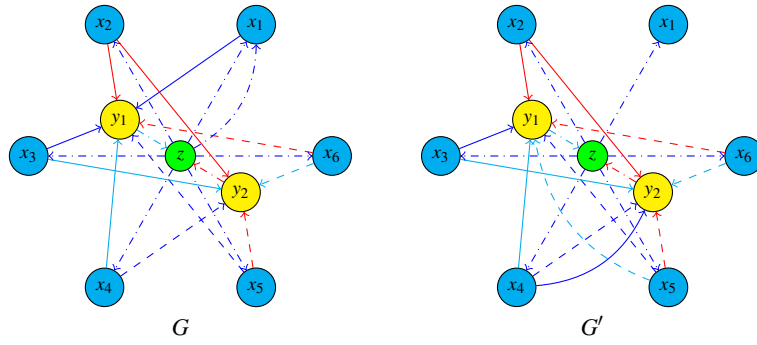


Figure 8. The original graph G (total graph of the quasifibration $\xi : G \rightarrow B$) of Figure 7 and the adjusted version G' obtained after the application of Algorithm 1; the fibration $\xi' : G' \rightarrow B$ is the one suggested by node and arc colouring, as usual. The blue arc $x_1 \rightarrow y_1$ and the snake blue arc $z \rightarrow x_1$ were removed. A new blue arc $x_2 \rightarrow y_2$ and a new cyan dashed arc $x_5 \rightarrow y_1$ were added.

We look at a quasifibration $\xi : G \rightarrow B$ as a “fibration with errors”, where the errors are due to the presence of noise in the arcs of the total graph G . In this sense, we may want to reconstruct the correct (de-noised) total graph and make ξ into a fibration.

In order to do this, let us say that two graphs G_1 and G_2 are *compatible* iff they have the same nodes (i.e., $N_{G_1} = N_{G_2}$) and common arcs have the same sources and targets (i.e., if $a \in A_{G_1} \cap A_{G_2}$ then $s_{G_1}(a) = s_{G_2}(a)$ and $t_{G_1}(a) = t_{G_2}(a)$). Given two compatible graphs, we write $G_1 \Delta G_2$ for the cardinality of the symmetric difference²⁶ $(A_{G_1} \setminus A_{G_2}) \cup (A_{G_2} \setminus A_{G_1})$.

Algorithm 1: GRAPHREPAIR: This algorithm reconstructs a graph G' and a fibration ξ' from a quasifibration $\xi : G \rightarrow B$ with the properties described in Theorem V.1.

Input : a quasifibration $\xi : G \rightarrow B$
Output: a fibration $\xi' : G' \rightarrow B$

```

1  $G' \leftarrow G$ ;
2  $\xi' \leftarrow \xi$ ;
3 for  $a \in A_B$  do
4   for  $y \in \xi^{-1}(t_B(a))$  do
5      $U_{a,y} \leftarrow \{a' \in A_G \mid \xi(a') = a \text{ and } t(a') = y\}$ ;
6     if  $|U_{a,y}| \geq 1$  then
7       remove from  $A_{G'}$  all elements of  $U_{a,y}$ 
       except one;
8     else
9       add a new arc  $a'$  to  $G'$  with target  $y$  and
       source chosen in  $\xi^{-1}(s_B(a))$ ;
10       $\xi'(a') \leftarrow a$ ;
11    end
12  end
13 end
14 return  $\xi' : G' \rightarrow B$ 

```

Theorem V.1 Algorithm 1, given a surjective quasifibration $\xi : G \rightarrow B$, reconstructs a surjective fibration $\xi' : G' \rightarrow B$ such that

1. G and G' are compatible, and $G \Delta G' = \Delta_\xi$;
2. ξ' coincides with ξ on all nodes and on common arcs;

3. for any other graph G'' and fibration $\xi'' : G'' \rightarrow B$ with the same two properties, the difference $G \Delta G''$ is at least Δ_ξ .

Proof. Algorithm 1 precisely determines for every arc a of the base graph and every x in the counterimage of its target, if the existence and uniqueness required by the definition of fibration (Definition II.1) are satisfied. If uniqueness does not hold, excess arcs are removed; if existence does not hold, a new arc is added. Since the arcs removed or added are exactly Δ_ξ , items (1) and (2) are clearly true. Assume that we have some G'' satisfying item (3) but with a smaller difference. This can only mean that G'' either has one less arc of those that we added, or one more arc of those that we deleted. In both cases, ξ'' would not be a fibration. ■

The above theorem tells us that Algorithm 1 adjusts a graph so to turn a quasifibration into a fibration, with a minimal number of changes. Note that while it is impossible to do this with less changes, the construction of the new graph is somehow arbitrary, because we can choose arbitrarily which excess arcs to remove and to which exact source to connect the new arcs that were added to correct deficiencies (the two branches of the if in Algorithm 1).

Let us describe how this procedure is applied to the graph G of Figure 7:

- Node $y \in N_B$ has six in-coming arcs (blue, red, cyan, dashed blue, dashed red, dashed cyan), all having x as source. So, the in-neighborhood of y_1 in G should contain exactly one instance of these six arcs of the base, each coming from a blue node. We observe the following exceptions: there are two blue arcs (from x_3 and from x_1) instead of one, and no dashed cyan. Similarly, looking at the in-neighborhood of y_2 , we find that the blue arc is missing.
- Node $x \in N_B$ has only one in-coming arc (the snake blue arc) coming from z . Looking at the x_i 's in G , we note that x_1 has two incoming snake blue arc.

No other exception is present. So ξ has a total excess of 2 and a total deficiency of 2; the total error Δ_ξ is 4. If we apply Algorithm 1 to G we might obtain the graph G' shown

in Figure 8. Note that this is *not* the only graph we can obtain, because of the non-determinism of the algorithm: for instance, we might as well have removed the blue arc $x_3 \rightarrow y_1$ (instead of $x_1 \rightarrow y_1$); similarly, the source of the new blue arc $x_4 \rightarrow y_2$ might have been chosen differently (for instance, we might have chosen it to be $x_1 \rightarrow y_2$). The same for the new cyan dashed arc $x_5 \rightarrow y_1$.

The reader may be unsatisfied with this result: (s)he might have expected to obtain the much more symmetric graph of Figure 4 (left). Recall, however, that we are not looking for an automorphism symmetry, but rather for a(ny) fibration symmetry.

D. Step (2): The BuildQF algorithm

Step (2) of our plan requires building a quasifibration from an equivalence relation on the nodes. More precisely, given an equivalence relation \sim on the nodes of a graph G , we want to determine a base graph B and an surjective homomorphism $\xi : G \rightarrow B$ whose fibres are exactly the equivalence classes of \sim , and having the smallest total error (i.e., ξ must be as close as possible to a fibration). This is what Algorithm 2 does, as ensured by Theorem V.2.

Algorithm 2: BUILDQF: This algorithm builds a quasifibration $\xi : G \rightarrow B$ with the properties described in Theorem V.2.

Input : a graph G with an equivalence relation \sim on N_G

Output: a quasifibration $\xi : G \rightarrow B$

- 1 $N_B \leftarrow N_G / \sim$ (the equivalence classes of \sim);
- 2 $\xi(x) \leftarrow [x]_{\sim}$ (the equivalence class containing x);
- 3 **for every pair of classes** $X, Y \in N_B$ **do**
- 4 let $Y = \{y_1, \dots, y_k\}$;
- 5 **for** $i = 1, \dots, k$ **do**
- 6 $v_i \leftarrow$
 number of arcs $a \in G(-, y_i)$ such that $s_G(a) \in X$;
- 7 **end**
- 8 **if all** v_i **are 0 then**
- 9 **continue**;
- 10 **end**
- 11 let z be (any) positive median of $\langle v_1, \dots, v_k \rangle$;
- 12 add to the graph B new arcs b_0, \dots, b_{z-1} with source X and target Y ;
- 13 **for** $i = 1, \dots, k$ **do**
- 14 $c \leftarrow 0$;
- 15 **for** $a \in G(-, y_i)$ such that $s(a) \in X$ **do**
- 16 $\xi(a) \leftarrow b_c \bmod z$;
- 17 $c \leftarrow c + 1$;
- 18 **end**
- 19 **end**
- 20 **end**
- 21 **return** $\xi : G \rightarrow B$

Theorem V.2 Algorithm 2, given a graph G and an equivalence relation \sim on its nodes, builds an surjective quasifibra-

tion $\xi : G \rightarrow B$ such that:

1. the equivalence classes of \sim are the fibres of ξ ;
2. if $\xi' : G \rightarrow B'$ is a surjective quasifibration whose fibres are the equivalence classes of \sim , then the total error of ξ' is at least as large as that of ξ .

Proof. Let us consider a generic surjective homomorphism $\xi : G \rightarrow B$ satisfying the first property of the statement. We can identify the nodes of B with the equivalence classes of \sim (because ξ is surjective and its fibres are required to be the equivalence classes of \sim). Let us write $T \in \sim$ to mean that T is an equivalence class, and $[x]$ for the equivalence class of node $x \in N_G$.

With some abuse of notation, let \tilde{a}^y denote the set of ξ -counterimages of $a \in A_B$ with target $y \in N_G$ (this set is a singleton if ξ is a fibration, but it can have arbitrary cardinality otherwise). We can write the total error as

$$\Delta_\xi = \sum_{\substack{X, Y \in \sim \\ Y = \{y_1, \dots, y_k\}}} \sum_{i=1}^k \sum_{a \in B(X, Y)} ||\tilde{a}^{y_i} - 1|.$$

Now, consider the contribution of two specific $X, Y \in \sim$ in the summation; let $Y = \{y_1, \dots, y_k\}$ and v_i be the cardinality of $|G(X, y_i)| = v_i$. The function ξ determines a matrix M of natural numbers, with k rows and $h = |B(X, Y)|$ columns, where m_{ij} is the number of arcs in $G(X, y_i)$ that are mapped by ξ to a specific arc of $B(X, Y)$. The sum of the i -th row must equal v_i . We want to choose h and the matrix M so that $\sum_{i,j} |m_{ij} - 1|$ is minimized. The problem of finding this matrix can be seen as an integer optimization problem with variables m_{ij} (the number of columns h is also part of the optimization) where the objective is

$$\text{minimize } \sum_{i=1}^k \sum_{j=1}^h |m_{ij} - 1|$$

with linear constraints:

$$\begin{cases} \sum_j m_{ij} = v_i & i=1, \dots, k \\ 1 \leq h \\ h, m_{ij} \in \mathbf{N}. \end{cases}$$

Since there is no interdependence between the rows, we can rewrite the system as follows: let z_i be the number of null entries on the i -th row; the remaining $h - z_i$ entries are ≥ 1 and their sum is required to be v_i . So, for every row $i = 1, \dots, k$

$$\sum_{j=1}^h |m_{ij} - 1| = z_i + v_i - (h - z_i) = v_i - h + 2z_i.$$

We can thus equivalently state the optimization problem as follows²⁷

$$\text{minimize } 2 \left(\sum_{i=1}^k z_i \right) - hk$$

with linear constraints:

$$\begin{cases} h - v_i \leq z_i & i=1, \dots, k \\ 1 \leq h \\ z_i, h \in \mathbf{N}, \end{cases}$$

because no row can contain more than v_i non-null entries ($h - z_i \leq v_i$). This is now an ILP problem with $k + 1$ variables (z_1, \dots, z_k, h).

Let us assume without loss of generality that $v_1 \leq v_2 \leq \dots \leq v_k$, and consider an optimal solution (z_1^*, \dots, z_k^*, h^*). Let i^* be the largest index for which $h^* \geq v_{i^*}$.

Define a new solution ($\bar{z}_1, \dots, \bar{z}_k, h^*$) by letting

$$\bar{z}_i = \max(h^* - v_i, 0).$$

It is easy to see that this is also an admissible solution, and its cost is

$$\begin{aligned} 2 \sum_{i=1}^k \max(h^* - v_i, 0) - h^* k &= 2 \sum_{i=1}^{i^*} (h^* - v_i) - h^* k \\ &\leq 2 \sum_{i=1}^{i^*} z_i^* - h^* k \leq 2 \sum_{i=1}^k z_i^* - h^* k; \end{aligned}$$

since (z_1^*, \dots, z_k^*, h^*) is optimal, so is ($\bar{z}_1, \dots, \bar{z}_k, h^*$). The problem is then just to find h^* minimizing

$$f(h) = 2 \sum_{i=1}^k \max(h - v_i, 0) - hk.$$

If $h < v_1$, any increase in h reduces $f(h)$. If $v_\ell \leq h \leq h + d \leq v_{\ell+1}$, then

$$\begin{aligned} f(h+d) - f(h) &= \\ &= 2 \sum_{i=1}^k \max(h+d - v_i, 0) - (h+d)k - 2 \sum_{i=1}^k \max(h - v_i, 0) - hk = \\ &= 2 \sum_{i=1}^{\ell} (h+d - v_i) - (h+d)k - 2 \sum_{i=1}^{\ell} (h - v_i) + hk = d(2\ell - k), \end{aligned}$$

which is negative when $k < \ell/2$, and positive when $k > \ell/2$. Hence h^* should be chosen as the median of v_1, \dots, v_k .

These considerations explain why the choice made by Algorithm 2 is optimal. Note that we need to guarantee that the median be ≥ 1 otherwise the condition on row sums (for positive v_i) could not be satisfied. As for the actual assignment of the arcs of $G(-, y_i)$ to the arcs of $B(X, Y)$ (the inner cycle in the Algorithm), it is irrelevant for the optimality. ■

Fig. 9 shows an example of Application of Algorithm 2:

- **(Left)** The graph G (left) is “almost” symmetrical: adding the three missing arcs (dotted in the picture) and removing the blue arc would produce the local isomorphism with the two classes represented by the colours.

- **(Right top)** The table contains how many arcs come in every node of a specific class (row) coming from nodes of another class (column): for instance the cyan/yellow entry means that three yellow nodes have 3 incoming arcs from cyan nodes, one (y_5) has two and another one (y_1) has one.

- **(Right bottom)** The resulting graph B : it has one node for each class (x for the cyan class, y for the yellow class), and the number of arcs from class X to class Y is the median of the sequence in the table above. The map $\xi : G \rightarrow B$ built by the algorithm is a quasifibration with excess 1 and deficiency 4 (the map on the arcs is not shown, for the sake of simplicity).

If we try blindly to apply Algorithm 1 to make it into a fibration, we do not obtain exactly what we may expect (that is, the deletion of the blue arc and the addition of the missing dotted arcs). What happens will depend on the non-deterministic choices that the algorithm performs: Figure 10 shows one of the possible results obtained. We intentionally started with a graph whose symmetries were also explainable by automorphisms: the algorithms do not reconstruct the original graph (and in fact the final result is rigid), but it fully reconstructs its fibration symmetries.

Algorithm 3: BUILDEQUIV: This algorithm builds an equivalence relation on the nodes of G , trying to reconstruct its fibration symmetries.

Input : a graph G

Parameter: three positive integers t, m_1, m_2 (with $m_1 \leq m_2$)

Output : an equivalence relation \sim on N_G

- 1 **for** every node $x \in N_B$ **do**
 - 2 | $T_x \leftarrow \tilde{G}^x \upharpoonright t$;
 - 3 **end**
 - 4 **for** every pair of nodes $x, y \in N_G$ **do**
 - 5 | $M_{xy} \leftarrow$ tree edit-distance between T_x and T_y ;
 - 5 | /* Try unordered; then ordered, if time-out expires */
 - 6 **end**
 - 7 normalize M so that its L_1 -norm is 1;
 - 8 let z_t be the number of non-isomorphic views of height t ;
 - 9 **for** $c = m_1, \dots, \min(m_2, z_t)$ **do**
 - 10 | perform agglomerative clustering of N_G with c clusters using distance matrix M ;
 - 11 | let \sim_c be the resulting equivalence relation;
 - 12 | let s_c be its silhouette index;
 - 13 **end**
 - 14 **return** \sim_c with maximum s_c value
-

E. Step (1): The BuildEquiv algorithm

Step (1) of our plan requires to obtain an equivalence relation on the nodes of G that is as close as possible to the original symmetries in the graph without noise (that is, \approx_H).

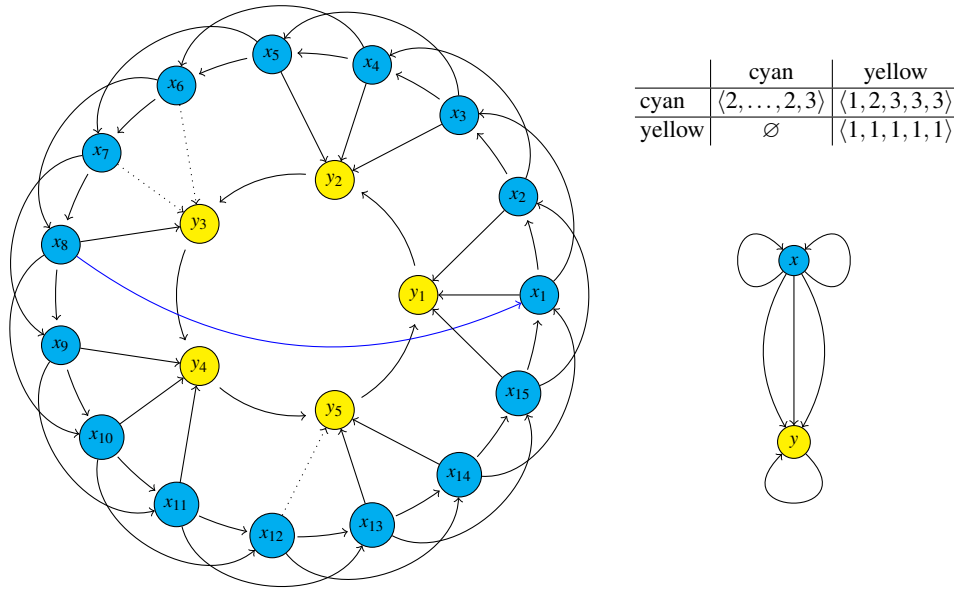


Figure 9. An application of Algorithm 2.

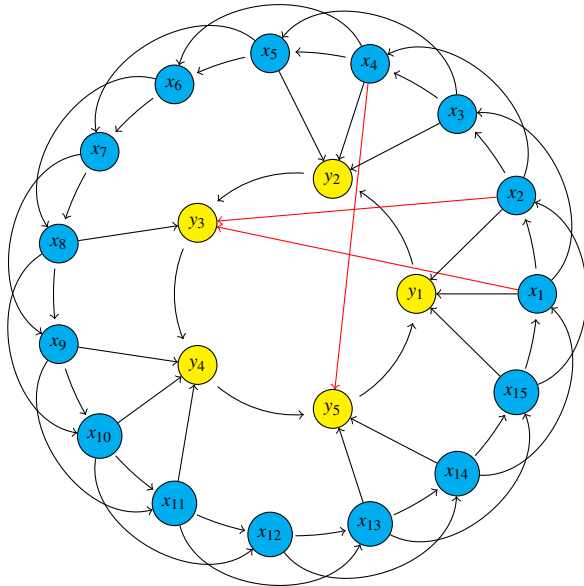


Figure 10. An application of Algorithm 1 to the quasifibration obtained after applying Algorithm 2 to Figure 9. The newly added arcs are in red, whereas the old blue arc is deleted.

As we said, this task is mostly heuristic, and based on the idea that a direct application of the minimum fibration construction \approx_G (see Section IV) would not work because of the presence of noise. We took into consideration many alternatives, and finally chose one that is at the same time consistent with our view of the phenomenon under description and that turned out to be almost always the best alternative in our experiments. We postpone to Section VI a description of some alternative

heuristics.

Our final solution (Algorithm 3) is to relax the construction of \approx_G (that puts together two nodes if and only if their views are isomorphic) by considering instead *tree edit-distance*²⁸, a generalization to trees of the standard Levenshtein distance between strings²⁹. Unfortunately, the general problem of computing tree edit-distance on unordered trees (i.e., trees where the order of children is irrelevant, like ours) is unlikely to be solvable in polynomial time: it is MAX SNP hard, hence not even approximable with a PTAS unless P=NP. On small trees, though, the computation is possible with dynamic programming as described in³⁰. On the other hand, tree edit-distance for ordered trees can be solved efficiently, and efficient well-documented implementations exist³¹ (see also³²).

Benjamin Paassen, the author of the above toolbox, provided us an experimental implementation of the algorithm of³⁰, and also of Zhang’s polynomial-time constrained version that computes an upper bound of the unordered edit distance.

After some experimentation with combining the various algorithms at our disposal, we observed that the best solution for our problem was to run the dynamic-programming algorithm of³⁰ with a time-out, and to resort to ordered (exact) edit distance if the time-out expires.

The (mixed) tree edit-distances computed this way provide a distance matrix that is fed to a clustering algorithm. We employed hierarchical agglomerative clustering³³ with average distance between clusters as linkage option³⁴. Since it is impossible to establish a reasonable threshold for distances (they are too dependent on the actual graph structure and density), we fix the number of clusters c instead, and try for different values of c . We compute the silhouette coefficient³⁵ for each c , to see how much the clustering obtained fits the original distances, and select the clustering with largest silhouette: this is in fact one of the many possible techniques generally adopted

in data analysis to select the number of clusters³⁶.

One useful note on clustering is the following: if there are z_t non-isomorphic views of depth t , having more than z_t clusters can only decrease the silhouette coefficient (because the clustering will be obliged to break classes containing trees that are at distance zero). The value z_t can be computed by running the first t steps of Cardon-Crochemore and looking at how many classes are found.

Observe that if $x \approx_G y$ then $\tilde{G}^x \cong \tilde{G}^y$, hence their tree edit-distance (at any depth) is zero; so the two nodes should end up in the same cluster (provided that we are using at least as many clusters as the number of classes in \approx_G). For this reason, in non-degenerate cases the output of Algorithm 3 will always be a coarsening of \approx_G .

VI. EXPERIMENTS AND DISCUSSION

The purpose of this section is to justify the heuristic choices of Algorithm 3 based on some experiments performed on real as well as synthetic datasets. In all cases, we will have a ground truth that is obtained by human inspection in the former case whereas it comes from the way synthetic datasets are built in the latter.

a. Performance metrics. Since what we want to solve is basically a clustering problem, one of the main ingredients that we will use in our experimental analysis is a clustering-comparison metrics w.r.t. the ground truth. We decided to adopt uniformly the AMI score, a version of the standard NMI (Normalized Mutual Information) score adjusted for chance³⁷, as implemented in the `sklearn.metrics` package. We will write $\text{AMI}(\sim_1, \sim_2)$ to denote the AMI score between \sim_1 and \sim_2 : recall that this value is 1 if \sim_1 and \sim_2 coincide, whereas random independent clustering have an expected AMI around 0 on average (the score itself can be negative).

We tried other alternatives (like the adjusted Rand index) that offer more or less consistent results, although on our datasets they tend to penalize more even small classification errors.

b. Real-world datasets. We used a real-world dataset to test the algorithms. We use the connectome of the worm *C. elegans* which is a fully mapped neural system of a model organism. The connectome consist of 302 neurons, and here we consider the set of neurons with their chemical synapses connections that are activated when the worm is moving forward and backward, separately. It has been shown in³ that these networks are characterized by pseudo-symmetries, i.e., almost automorphisms. Below, we use these two networks to test the algorithms and show that, more generally, they are characterized by quasifibration. In³ the authors have presented a manually-repaired ideal network with perfect symmetries and here we use this ideal network as a 'ground truth' to compare with the results of the present algorithms.

c. Synthetic datasets. In order to build synthetic datasets, we should produce a fibration-rich graph H and introduce some noise in it. We proceed in the following way:

- We started from a directed scale-free graph with n

nodes³⁸, and produced its minimum base, that is fibration prime, and we built a graph H that is fibred over it: for every node of the base we decided at random the size of its fibre (an integer between v_{min} and v_{max}) and established how to lift nodes arbitrarily but so that the resulting assignment is a fibration.

- We added and/or removed s arcs from H , obtaining the graph G whose nodes will be clustered. We use \approx_H as ground truth.

The above process has a number of parameters that will influence the result, besides the obvious fact that the whole construction is probabilistic.

d. Methods. For our comparison, we consider the following alternatives:

- *Cardon-Crochemore:* we used \sim_G as a baseline, to see if and how much we improve over it;
- *Variants:* we took into consideration some possible variants of Algorithm 3; in particular:
 - *Linkage type:* one crucial aspect in agglomerative clustering is deciding how the distance between two clusters is computed; we considered three of the most common alternatives in the literature³⁹: “single”, “complete” and “average” (the distance between two clusters is defined as the minimum, maximum, average distance between two points in the two clusters); for the sake of simplicity, we do not show the results of this analysis here, but report that “single” always outperforms (or is equivalent to) the other linkage types; since it is also more efficient, it is our final choice in Algorithm 3;
 - *Number of clusters:* as explained in Section V E, selecting the number of clusters is a hard and delicate task; since the silhouette method is normally not adopted without human intervention, we decided to compare the results obtained by Algorithm 3 with those that would be obtained if we knew the real number of clusters (the number of clusters in the ground truth).
- *Centrality-based clustering:* a naive, simple alternative to Algorithm 3 would be to use some diffusion-based centrality algorithm *à la* Katz⁴⁰ and then to cluster the nodes based on their centrality score, e.g. using K-means; note that again, since the number of clusters is unknown, we decide to use the number of clusters from the ground-truth; we ran in fact a number of centrality algorithms⁴¹ and, for the ones that have a parameter, we used the value that produced the maximum AMI with the ground truth.

A. Full Reconstruction

In this section we shall consider two examples of full reconstruction: we will start from two real-world graph G and

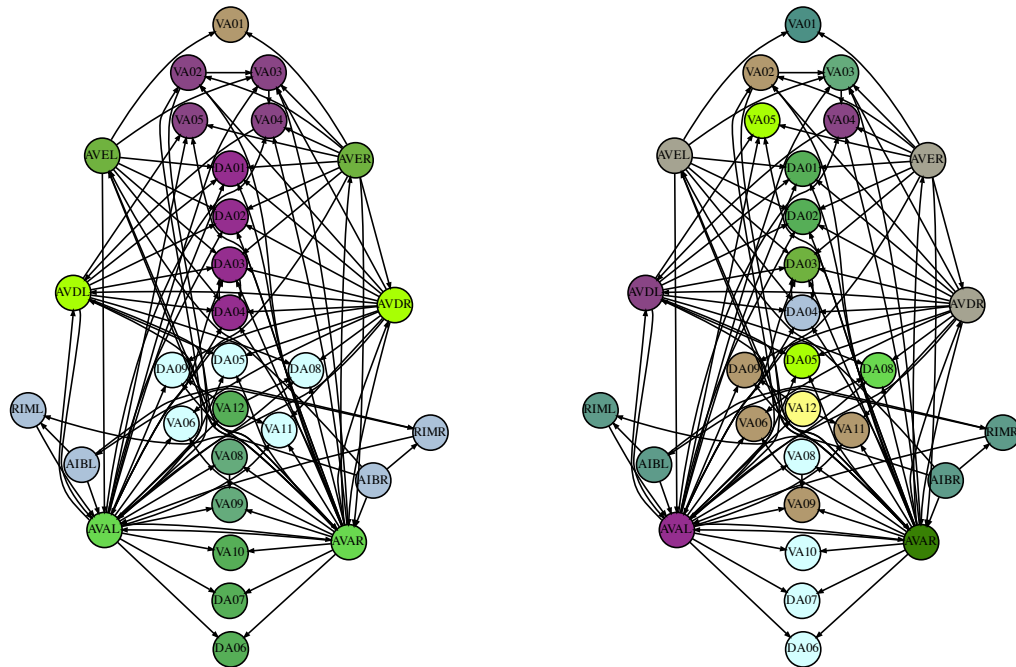


Figure 11. The backward network, colored with the human crafted ground truth from³ (left) and with the equivalence relation obtained by Algorithm 3 (right) with depth 3 (adjusted mutual information is 0.417).

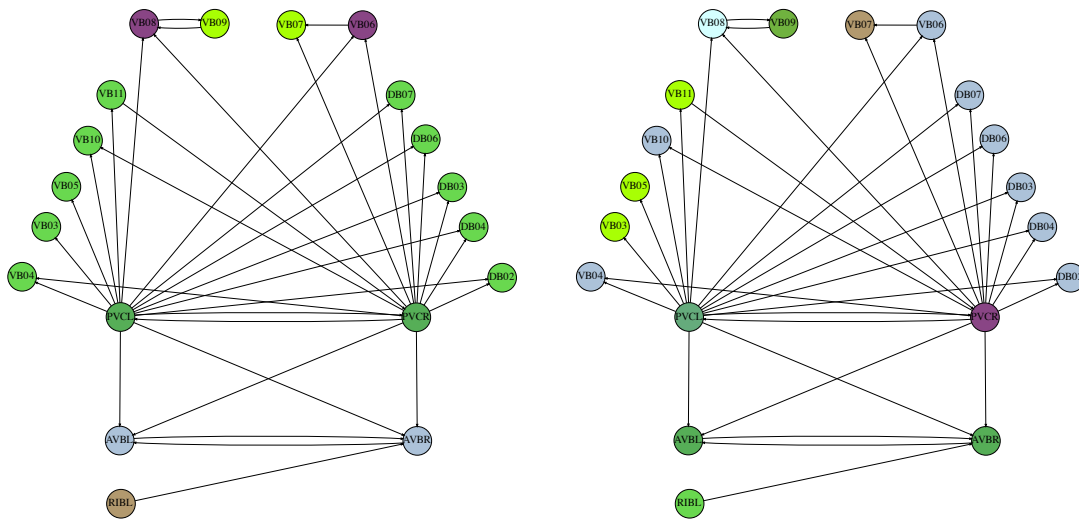


Figure 12. The forward network, colored with the human crafted ground truth from³ (left) and with the equivalence relation obtained by Algorithm 3 (right) with depth 4 (adjusted mutual information is 0.594).

apply the whole process described in Section V to both of them. In the case we consider here, the graphs represent two neural circuits controlling the locomotion function of *C. elegans* as defined in Ref.³: the forward and backward circuits. The backward graph has 30 nodes and 106 arcs, with an av-

erage degree of 3.53; the forward graph has 19 nodes and 35 arcs, with an average degree of 1.84.

For these datasets, we have a handcrafted ground-truth based on the supposed function of each single node obtained in³; the ground-truth for the backward graph outlines 10

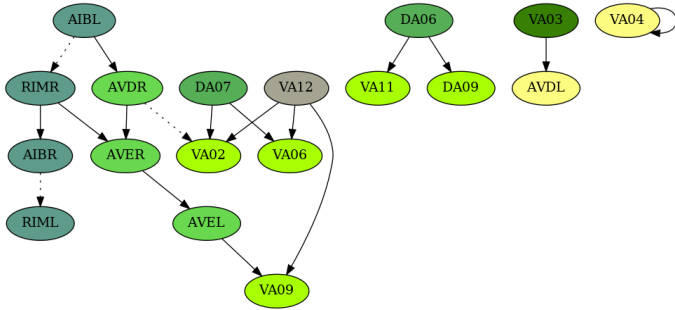


Figure 13. The deleted (dashed) and added arcs that should be used to modify the graph G of Figure 11 (right) to turn the coloring into a local in-isomorphism.

classes with various sizes (the largest class contains 5 nodes, whereas five classes contain 1 or 2 nodes); the ground-truth for the forward graph has 6 classes (the largest class contain 10 nodes, whereas five cases contain 1 or 2 nodes). The ground-truth is not provided to the algorithm, though, which just starts with the original graph itself.

We tried our experiment with a depth (parameter of Algorithm 3) of 2, 3, 4 and 5. While there is a clear improvement in the performances as the depth increases in the case of the Forward network, the converse seems to happen for the Backward network. An inspection of the logging shows, however, that the number of times the computation of the unordered tree-distance is timed out grows: 60% of the entries are timed out when the depth is 4 and more than 80% when the depth is 5. The frequency of this event grows as the depth gets larger, because trees grow in size.

	Backward		Forward	
	# clusters	AMI	# clusters	AMI
Depth 2	18	0.262	3	0.423
Depth 3	15	0.417	5	0.500
Depth 4	14	0.398	9	0.594
Depth 5	6	0.355	9	0.594
Cardon-Crochemore	10	0.295	10	0.543

The difference between the ground truth and the equivalence relation obtained at the end is shown in Figure 11 and Figure 12.

Running Algorithm 2, we discover that the total error of the reconstructed quasifibration $\xi : G \rightarrow B$ is 18 (three arcs are in excess and fifteen are missing). The final fibration $\xi' : G' \rightarrow B$ obtained by Algorithm 1 modifies the graph G as shown in Figure 13.

B. Synthetic datasets

We ran synthetic experiments as described above, with $n = 30$, $v_{min} = 1$, $v_{max} = 5$ and $s = 5$, and with depth 2 and 3. Here are the main characteristics of the generated graphs:

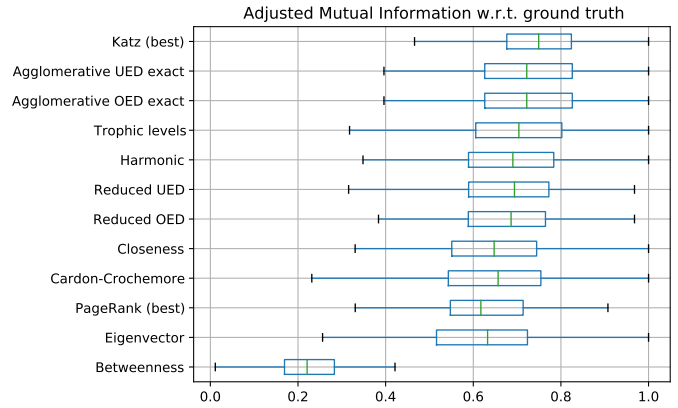


Figure 14. Boxplot with the Adjusted Mutual Information for the clustering generated by various methods; note that the only ones that do not use the number of classes in the ground truth are those called “Reduced UED/OED” and “Cardon-Crochemore”.

	# nodes	# arcs	# classes in the ground truth
Average	25.5	173.7	8.5
Std	6.5	53.9	1.7
Min	9	53	4
Max	49	373	15

As the reader can see, the size, density and number of classes in the ground truth match those of the real-world datasets. Figure 14 shows the boxplot with the performances of the various clustering techniques mentioned above in the case of depth 3. “Reduced UED/OED” is the final result of the algorithm in the paper (after step (4) of Section V is applied) when Unordered/Ordered Edit Distance is used and the silhouette method is applied to obtain the number of clusters. “Agglomerative UED/OED exact” uses the technique of Algorithm 3 but avoids the use of silhouette and directly applies the number of clusters from the ground truth.

It is worth observing that “Reduced UED” is always better than “Cardon-Crochemore”. A more detailed analysis shows that the ratio between “Reduced” and the ground truth outperforms “Cardon-Crochemore” of 19%. The discussed behaviour can also be seen in Figure 15, where we produce two heatmaps (one for depth 2 and one for depth 3); each point in each heatmap represents the result of an experiment performed: its X and Y coordinates are the Adjusted Mutual Information of “Cardon-Crochemore” and “Reduced UED”, respectively. We verify that the mass is on or above the diagonal, and that this situation improves as the depth is increased.

VII. CONCLUSION

Imperfections in real biological data is a major hurdle in biological network analysis. In this paper we present an approach to dealing with these imperfections via quasifibrations of graphs. We developed a four-step algorithm restoring the graph to a more symmetric version. First, we find the equivalence relations combining “almost” symmetric nodes. Second, we build a quasifibration using the equivalence classes identi-

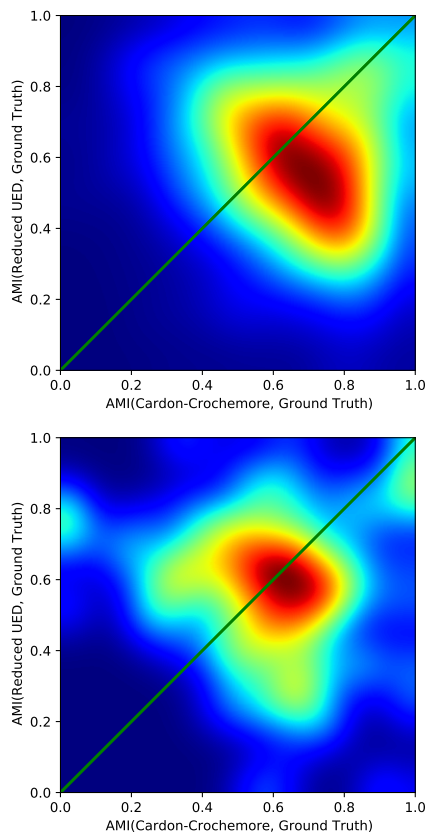


Figure 15. Heatmap showing a comparison between Adjusted Mutual Information for “Cardon-Crochemore” (X axis) and “Reduced UED” (Y axis), for depth 2 (top) and 3 (bottom). The mass is concentrated over the diagonal, and the improvement of “Reduced UED” over “Cardon-Crochemore” increases with the depth (the core moves up).

fied in the first step. Third, we construct a graph by modifying a (provably) minimal amount of links in the original graph for which this quasifibration is a fibration. Last, we compute the minimal fibration on the obtained graph to coarsen the obtained result. It was shown analytically that steps 2-4 are performed in an optimal manner. First step is done employing agglomerative clustering.

We used synthetic datasets and real-world datasets studied in³ to fine-tune the clustering method. Performance of the different variations was assessed using AMI (adjusted mutual information). Unordered tree edit-distance accompanied by single linkage with the number of clusters corresponding to the highest value of the Silhouette coefficient have shown the best performance of all considered cases. The algorithm outperformed Cardon-Crochemore by 19% on average on the synthetic networks. On both real networks the algorithm showed a result better than Cardon-Crochemore by comparing outputs with manually curated results in³.

ACKNOWLEDGEMENTS

We want to thank Sebastiano Vigna for many helpful discussions and Benjamin Paassen for providing us the implementations of unordered tree-edit distance and for many useful insights on the topic. Funding was provided by NIBIB and NIMH through the NIH BRAIN Initiative Grant # R01 EB028157.

DATA AVAILABILITY STATEMENT

All the algorithms are available at <https://github.com/boldip/qf> and <https://github.com/makselab/QuasiFibrations>. All data is available at <https://osf.io/amswe>.

REFERENCES

- ¹F. Morone, I. Leifer, and H. A. Makse, Proceedings of the National Academy of Sciences **117**, 8306 (2020).
- ²I. Leifer, F. Morone, S. D. Reis, J. S. Andrade Jr, M. Sigman, and H. A. Makse, PLoS computational biology **16**, e1007776 (2020).
- ³F. Morone and H. A. Makse, Nature communications **10**, 1 (2019).
- ⁴I. Leifer, M. Sánchez-Pérez, C. Ishida, and H. A. Makse, BMC Bioinformatics **22** (2021).
- ⁵D. W. Thompson, *On Growth and Form* (Cambridge University Press, UK, 1917).
- ⁶J. Monod, *Symmetry and function of biological systems at the macromolecular level. Proceedings of the 11th Nobel Symposium, Södergarn, Lidingö, Sweden, August 26-29, 1968. A. Engström and B. Strandberg (eds)* (Interscience (Wiley), New York, 1969).
- ⁷M. Golubitsky and I. Stewart, Bulletin of the american mathematical society **43**, 305 (2006).
- ⁸L. DeVille and E. Lerman, arXiv preprint arXiv:1303.3907 (2013).
- ⁹E. Nijholt, B. Rink, and J. Sanders, Journal of Differential Equations **261**, 4861 (2016).
- ¹⁰I. Leifer, H. A. Makse, D. Phillips, and F. Sorrentino, arXiv preprint (2021).
- ¹¹Often called an *epimorphism* in the literature.
- ¹²A. Grothendieck, *Seminaire Bourbaki* **190** (1959–1960).
- ¹³H. Sachs, Magyar Tud. Akad. Mat. Kutató Int. Közl. **9**, 415 (1965).
- ¹⁴T. Pisanski, J. Shawe-Taylor, and J. Vrabec, J. Combin. Theory Ser. B **35**, 12 (1983).
- ¹⁵P. Boldi and S. Vigna, Discrete Math. **243**, 21 (2002).
- ¹⁶D. Angluin, in *Proc. 12th Symposium on the Theory of Computing* (1980) pp. 82–93.
- ¹⁷If we assume that φ is surjective but not injective on the nodes then G really has more nodes than B , which explains why we call G “large” and B “small”.
- ¹⁸A function α between groups is a group homomorphism iff $\alpha(xy) = \alpha(x)\alpha(y)$.
- ¹⁹Note that, for all $g \in \Gamma$, $\alpha(g)$ is an automorphism of G , that one can apply to both nodes and arcs.
- ²⁰N. Norris, Discrete Appl. Math. **56**, 61 (1995).
- ²¹C. Berkholz, P. Bonsma, and M. Grohe, Theory of Computing Systems **60**, 581 (2017).
- ²²J. Hopcroft, in *Theory of machines and computations* (Elsevier, 1971) pp. 189–196.
- ²³A. Cardon and M. Crochemore, Theoretical Computer Science **19**, 85 (1982).
- ²⁴R. Paige and R. E. Tarjan, SIAM Journal on Computing **16**, 973 (1987).
- ²⁵H. S. Monteiro, I. Leifer, S. D. Reis, J. S. Andrade Jr, and H. A. Makse, arXiv preprint arXiv:2110.01096 (2021).

- ²⁶ $A\Delta B$ is the standard notation used for the symmetric difference of two sets (e.g., $\{1, 2, 3, 4\} \Delta \{3, 4, 5\} = \{1, 2, 5\}$); since in this paper we only need its cardinality, we make an abuse of notation and use $A\Delta B$ for the cardinality of the difference.
- ²⁷We can omit from the objective function the term $\sum_i v_i = |G(X, Y)|$ because it is constant and does not influence minimization.
- ²⁸P. Bille, *Theoretical computer science* **337**, 217 (2005).
- ²⁹Although general edit distance is defined for trees with labels on the tree nodes, our trees are unlabelled (equivalently, all tree nodes have the same label), so the only operations allowed are deletion or insertion of a subtree.
- ³⁰T. Yoshino, S. Higuchi, and K. Hirata, in *2013 Second IIAI International Conference on Advanced Applied Informatics* (IEEE, 2013) pp. 135–140.
- ³¹B. Paassen, B. Mokbel, and B. Hammer, in *EDM* (2015) p. 632.
- ³²K. Zhang and D. Shasha, *SIAM journal on computing* **18**, 1245 (1989).
- ³³F. Nielsen, *Introduction to HPC with MPI for Data Science* (Springer, 2016).
- ³⁴We used the `scikit-learn` implementation (`AgglomerativeClustering`).
- ³⁵P. J. Rousseeuw, *Journal of computational and applied mathematics* **20**, 53 (1987).
- ³⁶The problem is very well discussed and no general solution exists³⁹: in most cases a manual inspection is required (for instance, in the well known “elbow” method). The use of indices like the silhouette coefficient to try to automatize this analysis is certainly error-prone, and may produce suboptimal results.
- ³⁷N. X. Vinh, J. Epps, and J. Bailey, *The Journal of Machine Learning Research* **11**, 2837 (2010).
- ³⁸B. Bollobás, C. Borgs, J. T. Chayes, and O. Riordan, in *SODA*, Vol. 3 (2003) pp. 132–139.
- ³⁹S. T. Wierzchoń and M. A. Kłopotek, *Modern algorithms of cluster analysis* (Springer, 2018).
- ⁴⁰L. Katz, *Psychometrika* **18**, 39 (1953).
- ⁴¹P. Boldi and S. Vigna, *Internet Math.* **10**, 222 (2014).