

GEOMETRY OF LIOUVILLE SECTORS AND THE MAXIMUM PRINCIPLE

YONG-GEUN OH

ABSTRACT. We introduce a new package of Floer data of λ -sectorial almost complex structures J and sectorial Hamiltonians H on the Liouville sectors introduced in [GPS17, GPS18] the pairs of which are amenable to the maximum principle for the analysis of pseudoholomorphic curves relevant to the studies of wrapped Fukaya categories and of symplectic cohomology. It is also amenable to the strong maximum principle in addition when paired with cylindrical Lagrangian boundary conditions. The present work answers to a question raised in [GPS17] concerning a characterization of almost complex structures and Hamiltonians in that all the relevant confinement results in the studies of wrapped Fukaya category, symplectic cohomology and closed-open (and open-closed) maps between them can be uniformly established via the maximum principle through *tensorial calculations, Hamiltonian calculus and sign considerations* without making any estimates. Along the way, we prove the existence of a pseudoconvex pair (ψ, J) such that J is $d\lambda$ -tame and ψ is an exhaustion function of $\text{Nbhd}(\partial_\infty M \cup \partial M)$ that also satisfies the equation $-d\psi \circ J = \lambda$ thereon for any Liouville sector with corners (M, λ) .

CONTENTS

1. Introduction	2
1.1. Pseudoconvex pairs and end-profile functions	3
1.2. λ -sectorial almost complex structures	5
1.3. Sectorial Hamiltonians	8
1.4. Confinement theorems for Floer's equations	10
1.5. Relation to other works	10
2. Recollections and preliminaries	11
2.1. List of conventions	11
2.2. Splitting data for boundaries	12
2.3. Splitting data for corners	13
2.4. Neighborhoods of $\partial_\infty M$ and of ∂M	14
Part 1. Geometry of Liouville sectors	16
3. Convex corner-smoothing functions of \mathbb{R}_+^k	16
3.1. Octants	16
3.2. Symmetric convex corner smoothing of $[0, \infty)^2$	17
3.3. Compatible corner smoothing of $[0, \infty)^n$	24
4. End-profile functions \mathfrak{s}_φ of Liouville sectors	31

Date: October, 2021.

Key words and phrases. Liouville sectors with corners, end-profile functions, maximum principle λ -sectorial almost complex structures, Sectorial Hamiltonians, cylindrical Lagrangian.

This work is supported by the IBS project # IBS-R003-D1.

4.1. Smoothing of the ceiling corner of Liouville sector	31
4.2. Smoothing profiles	32
4.3. The case with corners	35
5. Intrinsic geometry of end-profile functions and splitting data	36
6. Conformally Liouville deformation of Liouville forms	38
Part 2. Sectorial Floer data and the maximum principle	42
7. Set-up for the maximum principle	42
8. λ -sectorial almost complex structures	46
8.1. Remarks on the common choices of J	46
8.2. Definition of κ -sectorial almost complex structures	47
8.3. Existence of κ -sectorial almost complex structures	48
8.4. Definition of λ -sectorial almost complex structures	55
9. Sectorial Floer packages	56
9.1. Sectorial Hamiltonians and nonnegative isotopies	56
9.2. Sectorial Lagrangians	58
Part 3. Confinement theorems	59
10. The curves we care about	59
10.1. Structure maps of unwrapped Fukaya category	59
10.2. Symplectic cohomology and its continuation map	60
10.3. Closed-open maps and open-closed maps	60
10.4. Quantitative measurements for the C^0 -estimates	61
11. Confinement for the structure maps of unwrapped Fukaya categories	62
12. Confinement theorems for symplectic cohomology	64
13. Confinement for the continuation under nonnegative Liouville isotopies	65
14. Confinement for closed-open and open-closed maps	67
15. Construction of covariant inclusion functor	68
15.1. Step 1: Choice of smoothing profiles	68
15.2. Step 2: Choice of generating Lagrangian branes	69
15.3. Step 3: Defining a λ -sectorial almost complex structure	70
15.4. Step 4: Enlarging the generating collection to X'	70
15.5. Step 5: Study of pseudoholomorphic curves on X'	70
Appendix A. Discussion	70
A.1. Monotonicity argument relies on the energy estimates	70
A.2. Maximum principle does not rely on the energy estimates	71
Appendix B. Giroux's ideal completion and the asymptotically linear framework	71
B.1. Giroux' notion of ideal Liouville domain	72
B.2. ACI-sectorial Floer package in Liouville sectors	73
Appendix C. Strong maximum principle and Z -invariance of Lagrangians	74
References	74

1. INTRODUCTION

In [OT20], Tanaka and the present author constructed an unwrapped Floer theory for bundles of Liouville manifolds. The output was a collection of unwrapped

Fukaya categories associated to fibers of a Liouville bundle, along with a compatibility between two natural constructions of continuation maps. This set-up allowed for them to make the construction of Floer-theoretic invariants of smooth group actions on Liouville manifolds, and they exploited these constructions in [OT19] to construct homotopically coherent actions of Lie groups on wrapped Fukaya categories, thereby proving a version of a conjecture from Teleman’s 2014 ICM address.

In [OT20], the authors claimed that the same results hold for the case of Liouville sectors [GPS17]. An anonymous referee pointed out a gap involving the existence of almost-complex structures suitable for maximum-principle-type arguments (as opposed to monotonicity arguments). The present paper fills this gap.

We introduce a new framework of *sectorial Floer data* for Liouville sectors with corners which is amenable both to the maximum principle and to the strong maximum principle for the relevant pseudoholomorphic curves, both closed and open with Z -invariant-at-infinity Lagrangian boundary condition, as well as Hamiltonian-perturbed ones are also confined away from the preferred direction of ∂M . (See (1.12) and Remark 1.7 for the explanation on what the main relevant issues and difficulties are to identify such a class.)

1.1. Pseudoconvex pairs and end-profile functions. To apply a maximum principle argument—thereby preventing pseudoholomorphic curves from coming close to the boundary $\partial_\infty M \cup \partial M$ —we need to use a barrier function

$$\psi : \text{Int}(M) \cap \text{Nbhd}(\partial_\infty M \cup \partial M) \rightarrow \mathbb{R}$$

that is plurisubharmonic with respect to given almost complex structure J . The following is one of our main results of the present paper.

Theorem 1.1. Let M be a Liouville sector (possibly with corners) with Liouville form λ . Then there exists a pair (ψ, J) such that

- (1) The function $\psi : \text{Int}(M) \cap \text{Nbhd}(\partial_\infty M \cup \partial M) \rightarrow \mathbb{R}$ is an exhaustion function with compact level sets that blows-up along $\partial_\infty M \cup \partial M$.
- (2) J is a $d\lambda$ -tame almost-complex structure defined on $\text{Int} M$ such that ψ is plurisubharmonic with respect to J , i.e., satisfies

$$-d(d\psi \circ J) \geq 0$$

as a $(1, 1)$ -current.

- (3) The function $\psi \circ u$ is amenable to the strong maximum principle for any J -holomorphic u satisfying the boundary condition $u(\partial u) \subset L$ for any Lagrangian submanifold L that is Z -invariant at infinity.

We call a pair (ψ, J) satisfying the first two conditions a *pseudoconvex pair*. (Definition 7.1).

Remark 1.2. Recall that the second condition is the well-known standard condition both in several complex variables and in symplectic geometry in relation to the study of pseudoholomorphic curves. The first condition is also a natural condition that often appears in the L^2 -theory of several complex variables, especially on *pseudoconvex domains*. The function of the type ψ is used as the weight function in the definition of relevant weighted Sobolev spaces. (See [Hör] for example.)

The fundamental difficulty of finding such a pair (ψ, J) in relation to the wrapped Fukaya category on Liouville sectors from [GPS17] lies in the requirement of making the pseudoconvex pair (ψ, J) also amenable to the strong maximum principle

- both for the boundary value problem of J -holomorphic curves under the boundary condition of the Z -invariant-at-infinity Lagrangian submanifolds L , and
- for the Hamiltonian-perturbed Cauchy-Riemann equations appearing in the construction of Floer cohomology and its continuation maps.

Confinement results for the relevant pseudoholomorphic curves are crucial for the construction of *wrapped Fukaya category* obtained by the wrapping localization via the relevant wrapping Hamiltonians. Note that the confinement result for the latter case cannot be proved by a direct monotonicity argument which complicates the matter and forces [GPS17] to employ rather complex notion of dissipative Hamiltonians for the purpose.

For the purpose of making the pseudoconvex pair (ψ, j) to satisfy the first requirement, it is enough for (ψ, J) to the following stronger condition.

Definition 1.3 (Liouville pseudoconvex pairs). We call a pseudoconvex pair (ψ, J) *Liouville pseudoconvex* if it satisfies

$$-d\psi \circ J = \lambda. \quad (1.1)$$

We note from the definition of Liouville sectors [GPS17] that geometric natures of $\partial_\infty M$ and ∂M are quite different: $\partial_\infty M$ is of contact-type while ∂M is ‘flat’ in that it is contained in a level set of ‘linear’ function $R : \text{Nbhd}(\partial M) \rightarrow \mathbb{R}$. More generally for the Liouville sectors with corners, the boundary ∂M carries the structure of *pre-symplectic manifolds with corners* as any *coisotropic submanifold of M with corners* does. This different geometric nature of $\partial_\infty M$ and ∂M is one source of difficulty constructing such a pseudoconvex pair and requires us to carefully analyze the geometry of neighborhoods of DM , especially when the sector ∂M has corners.

Construction of aforementioned pseudoconvex pair will be carried out by carefully designing the *end-profile function*, that provide a smoothing—of both ∂M (as M may be a manifold with corners) and $\partial_\infty M \cap \partial M$ (where the ideal contact boundary “meets” the boundary strata of M). We write

$$DM := \partial_\infty M \cup \partial M \quad (1.2)$$

and call it the *full boundary* of the ideal completion of M . Our Floer data (J, H) , depend on this choice, so we outline the construction of this end-profile function and this dependency briefly. Details are in Section 4.

Definition 1.4 (Smoothing profile). Given a Liouville sector M , a *smoothing profile* for M is the data of the following choices:

- (1) A splitting data $(F_\delta, \{(R_{\delta,i}, I_{\delta,i})\}_{i=1}^{k_\delta})$ at each corner C_δ of M (See Proposition 2.3 and Condition 4.5 below),
- (2) Convex functions $\varphi = \varphi_k : \mathbb{R}_{>0}^k \rightarrow \mathbb{R}$ for every codimension k stratum of ∂M which is a family defined on the universal model $\mathbb{R}_{>0}^{k+1}$ for a chart of manifolds with corners. (See Definition 3.17 for the precise definition), and
- (3) A choice of a contact-type hypersurface S_0 and its associated symplectization coordinate s satisfying $Z[s] = 1$.

Given a smoothing profile, we will first define a canonical end-profile function denoted by

which is obtained as follows. With a choice of a symplectization radial function s , we consider functions which, near a point of the corner $\partial M \cap \partial_\infty M$, take the form

$$-\log \varphi(R_1, \dots, R_k, e^{-s}). \quad (1.3)$$

By gluing these locally defined functions together, we obtain a single end-profile function

$$\mathfrak{s}_\varphi : \text{Int } M \cap \text{Nbhd}(\partial_\infty M \cup \partial M) \rightarrow \mathbb{R}. \quad (1.4)$$

Its level sets provide smoothings not just near ∂M , but also near the ideal corners $\partial_\infty M \cap \partial M$.

Remark 1.5 (Sectorial almost complex structures versus λ -sectorial ones). Given a smoothing profile and its associated end-profile function, we will define a plentiful and contractible collection of almost complex structures, called the *sectorial almost-complex structures* in [Oh21], where they are paired with a class of Lagrangian branes that are called *gradient-sectorial* Lagrangians. In the present paper, we still adopt the standard class of *cylindrical* (i.e., *Z-invariant-at-infinity*) Lagrangians as the branes of $\text{Fuk}(M)$. However this choice of sectorial ones *cannot* be paired with the *Z-invariant Lagrangians* for the application of *strong maximum principle*. It turns out constructing such a Liouville pseudoconvex pair is a highly nontrivial task and forces us to consider a deformation of Liouville forms which changes the given Liouville structure of (M, λ) along the way as a step towards the final construction thereof.

1.2. λ -sectorial almost complex structures. Let (M, λ) be equipped with a smoothing profile and let \mathfrak{s}_φ its end-profile function.

For the construction of wrapped Fukaya category of $\text{Fuk}(M)$ on a Liouville manifold or a sector, the choices of almost complex structures and Hamiltonians are made so that some confinement theorems for the relevant (perturbed) pseudoholomorphic curves hold. To achieve these confinement theorems via the maximum and the strong maximum principle, we will require J to satisfy

$$-ds \circ J = \lambda \quad (1.5)$$

at infinity and

$$-dR \circ J = \pi_F^* \lambda_F + \pi_C^* \lambda_C (= \lambda - df) \quad (1.6)$$

near boundary, away from the corner $\text{Nbhd}(\partial_\infty M \cap \partial M)$. (See Proposition 2.3 for the unexplained notations here.) We mentioned that (1.6) is defined only *near* ∂M .

The main task then is to interpolate the two requirements on the intersection $\text{Nbhd}(\partial_\infty M \cap \partial M)$ in the way that relevant maximum and strong maximum principle are still applicable. *This construction of J cannot be done without going through a careful pointwise consideration of J to reveal what presents the obstruction to interpolating the two conditions so that Z-invariant Lagrangian boundary condition becomes amenable to the strong maximum principle.* We will achieve construction of such J in two steps.

1.2.1. Definition of κ -sectorial almost complex structures. In the first step, we interpolate the two requirements (1.5), (1.6) along the corner $\text{Nbhd}(\partial_\infty M \cap \partial M)$ by considering the interpolation

$$\lambda_\kappa := \lambda - d((1 - \kappa(R))f) \quad (1.7)$$

for a suitable cut-off function $\kappa : \mathbb{R} \rightarrow [0, 1]$ satisfying $\kappa = 0$ near ∂M and $\kappa = 1$ further away from ∂M . (See Definition 6.1 for the precise description of κ .) We

emphasize the facts that this form is globally defined and that the perturbation term $-d((1-\kappa(R))f)$ is *not* compactly supported. In particular, λ_κ is not Liouville equivalent to λ in the usual sense.

The following is the first step towards the definition of sectorial (resp. λ -sectorial) almost complex structures. This class of almost complex structures is introduced only as a convenient vehicle for the proof of existence of λ -sectorial almost complex structures, the main class of our interest in the present paper. Note that each splitting data

$$U := \text{Nbhd}(\partial M) \cong F \times \mathbb{C}_{\text{Re} \geq 0}$$

provides an obvious foliation \mathcal{F}_F on U whose leaves are given by the submanifolds $F \times \{(x, y)\}$, $(x, y) \in \mathbb{C}_{\text{Re} \geq 0}$.

Definition 1.6 (κ -sectorial almost complex structures). Let $\kappa : \mathbb{R} \rightarrow [0, 1]$ be a cut-off function as above. We call a $d\lambda$ -tame almost complex structure J on M κ -sectorial if J satisfies the following:

- (1) [\mathcal{F}_F is J -complex] In a neighborhood of $\text{Nbhd}^Z(\partial M)$ of ∂M , we require

$$J \left(T^*F \oplus 0_{\text{span}\{d\mu_i, d\nu_i\}_{i=1}^k} \right) \subset T^*F \oplus 0_{\text{span}\{d\mu_i, d\nu_i\}_{i=1}^k}, \quad (1.8)$$

and J restricts to an almost complex structure of contact-type on F .

- (2) [$d\mathfrak{s}_\varphi$ is J -dual to λ_κ] On $\text{Nbhd}(\partial M \cup \partial_\infty M) \cap \text{Int } M$

$$-d\mathfrak{s}_\varphi \circ J = \lambda_\kappa \quad (1.9)$$

on a neighborhood of $\text{Nbhd}(\partial_\infty M \cup \partial M)$ for the deformed Liouville form λ_κ .

Obviously any κ -sectorial almost complex structure forms a pseudoconvex pair with $\psi = \mathfrak{s}_\varphi$ since the above duality requirement implies

$$-d(d\mathfrak{s}_\varphi \circ J) = d\lambda \geq 0.$$

Therefore the main task then is to adjust the pair $(\mathfrak{s}_\varphi, J)$ with κ -sectorial J to a new pair (ψ, J') that is *also satisfies*

$$-d\psi \circ J' = \lambda.$$

Remark 1.7. (1) It is easy to check that the condition (1.8) is equivalent to the property of \mathcal{F}_F that its leaves are J -complex submanifolds of $U = \text{Nbhd}_{2\epsilon_0}(\partial M)$. (See Section 8.2 for more discussion on this.)

- (2) We would like to alert readers that the hypersurfaces $\mathfrak{s}_\varphi^{-1}(r)$ may not be of contact-type for the originally given Liouville form λ in that they may not be transversal to the Liouville vector field Z near the smoothing corners. This will create some difficulty in applying the strong maximum principle against the end-profile function because *the intersection $L \cap \mathfrak{s}_\varphi^{-1}(r)$ may not be Legendrian.*

- (3) We compare this failure of being of contact-type with the fact that every Liouville sector M admits a convex completion \overline{M} (i.e., admits an exhaustion function ψ whose level sets are compact hypersurfaces of contact-type), *after the originally given Liouville sector is sufficiently enlarged in the horizontal direction.* (See [GPS17, Lemma 2.31].) It would be interesting to quantify how much room we need to enlarge to make the boundary of an extended Liouville sector inside the convex completion transversal to the Liouville vector field in the completion defined in [GPS17, Lemma 2.31].

The above definition already makes the function \mathfrak{s}_φ amenable to the maximum principle for a J -holomorphic curves. *However since the right hand side of (1.9) is perturbed from λ , one cannot apply the strong maximum principle for the class of usual Z -invariant-at-infinity Lagrangian branes on a neighborhood $\partial_\infty M$ especially near the corner $\partial_\infty M \cap \partial M$.*

Remark 1.8. At this stage, there are two possible routes one could take: one is to change the objects of $\text{Fuk}(M)$ from the usual Z -invariant Lagrangians to some other types of Lagrangians amenable to the strong maximum principle. This route is taken in the present author's article [Oh21].

In the present paper, we unchange and keep the standard Z -invariant Lagrangians as the objects of $\text{Fuk}(M)$. Because of that, we need one more preparation by deforming λ_κ back to λ before giving the final definition of the class of almost complex structures that we are searching for.

1.2.2. *Conformally Liouville deformation of Liouville forms.* By definition, we have

$$\lambda_\kappa = \begin{cases} \lambda & \text{away from } \partial M \\ \pi_C^* \lambda_C + \pi_F^* \lambda_F (= \lambda - df) & \text{near } \partial M \end{cases}$$

and $d\lambda_\kappa = d\lambda = \omega$ for all deformation function κ .

The following deformation result is an important ingredient needed towards our final definition.

Proposition 1.9 (Proposition 6.3). Let $\omega = d\lambda (= d\lambda_\kappa)$ with λ, λ_κ be as above. Then there exists a *conformally Liouville diffeomorphism*

$$\phi_\kappa : (M, \lambda) \rightarrow (M, \lambda_\kappa)$$

that satisfies the following on a neighborhood $\text{Nbhd}(\partial_\infty M \cup \partial M)$:

- (1) $\phi_\kappa^*(e^g \lambda_\kappa) = \lambda$ for some function g .
- (2) ϕ_κ is the time-one map of a time-dependent globally Lipschitz vector field X_t in $(F, (\mu, \nu))$ coordinates.
- (3) X_t satisfies $d\pi_F(X_t) = 0 = dR(X_t)$. In particular ϕ_κ smoothly extends to ∂M and satisfies

$$d\phi_\kappa(TF \oplus 0_{T\mathbb{C}_{\text{Re} \geq 0}}) \subset (TF \oplus 0_{T\mathbb{C}_{\text{Re} \geq 0}}). \quad (1.10)$$

We would like to emphasize that the diffeomorphism ϕ_κ is neither a symplectic diffeomorphism nor a Liouville diffeomorphism, but only a *conformally Liouville diffeomorphism* between λ_κ and λ in that

$$\phi_\kappa^*(e^g \lambda_\kappa) = \lambda$$

for some function g that is *not* compactly supported.

Utilizing this proposition, we now arrive at the final definition of the class of λ -sectorial almost complex structures that includes all the pull-backs of κ -sectorial ones provided in Definition 8.17 by the diffeomorphisms.

Definition 1.10 (λ -sectorial almost complex structures). We equip (M, λ) with a smoothing profile and a κ -deformation λ_κ of λ . Consider the λ_κ -wiggled end-profile function defined by

$$\mathfrak{s}_{\varphi, \kappa} := \mathfrak{s}_\varphi \circ \phi_\kappa.$$

We call an ω -tame almost complex structure J on M λ -sectorial if J satisfies the following:

- (1) [\mathcal{F}_F is J -complex] In a neighborhood of $\text{Nbhd}^Z(\partial M)$ of ∂M , we require

$$J\left(T^*F \oplus 0_{\text{span}\{d\mu_i, d\nu_i\}_{i=1}^k}\right) \subset T^*F \oplus 0_{\text{span}\{d\mu_i, d\nu_i\}_{i=1}^k}, \quad (1.11)$$

and J restricts to an almost complex structure of contact-type on F .

- (2) [$d\mathfrak{s}_{\varphi, \kappa}$ is J -dual to λ] On $\text{Nbhd}^Z(\partial M \cup \partial_\infty M)$

$$-d\mathfrak{s}_{\varphi, \kappa} \circ J = \lambda$$

on a neighborhood $\text{Nbhd}(\partial_\infty M \cup \partial M)$.

We denote by

$$\mathcal{J}_\lambda^{\text{sect}} = \mathcal{J}_\lambda^{\text{sect}}(M)$$

the set of λ -sectorial almost complex structures.

Theorem 1.11. Let M be a Liouville sector and fix a smoothing profile for M (Definition 1.4). The space $\mathcal{J}_\lambda^{\text{sect}}$ is a nonempty contractible infinite dimensional smooth manifold.

Remark 1.12. Here are a few notable points in our definition of $\mathcal{J}_\lambda^{\text{sect}}$. We assume that M is a Liouville sector without corners for the moment.

- In contrast to [GPS17], we do not demand the holomorphicity of the projection map

$$\pi_{\mathbb{C}} = R + iI : \text{Nbhd}^Z(\partial M) \rightarrow \mathbb{C} \quad (1.12)$$

near ∂M except near the ceiling corner $(F \setminus F_0 \times \mathbb{C}) \cap \text{Nbhd}_{\epsilon_0}(\partial M)$. However, we do impose the condition that the foliation \mathcal{F}_F mentioned before is a J -complex foliation.

- While we demand the common contact-type condition $\lambda \circ J = ds$ away from ∂M , near the ceiling corner $\partial_\infty M \cap \partial M$, we utilize the choice of smoothing profile to “interpolate” the contact-type ceiling $\partial_\infty M$ and to the flat-type wall ∂M to construct a pseudoconvex pair (ψ, J) with $\psi = s_{k+1, \varphi}$, especially on $\text{Nbhd}(\partial_\infty M \cap \partial M)$. Here we say that ∂M is ‘of flat-type’ in that the characteristic foliation of ∂M forms a trivial fibration

$$\begin{array}{ccc} \partial M & \xrightarrow{\Psi} & F \times \mathbb{R} \\ \downarrow \pi_{\partial M} & & \downarrow \pi_F \\ \mathcal{N}_{\partial M} & \xrightarrow{\psi} & F \end{array}$$

(See [Oh21, Theorem 1.4, Theorem 1.7].)

Note that by construction the pair $(\mathfrak{s}_{\varphi, \kappa}, J)$ with λ -sectorial J is a Liouville pseudoconvex pair.

1.3. Sectorial Hamiltonians. Another important ingredient in defining the wrapped Fukaya category and symplectic cohomology for Liouville sectors is to identify a suitable class of wrapping Hamiltonian functions whose Floer trajectories can only pass through ∂M “in the correct direction”. (See [GPS17, Section 2.10.1 & Lemma 4.21]. Also see [Oh01, KO01] for an early discussion of such directedness of Floer trajectories.)

Our effort of constructing pseudoconvex pairs $(\mathfrak{s}_{\varphi, \kappa}, J)$, a wiggled end-profile function $\mathfrak{s}_{\varphi, \kappa}$ and its adapted λ -sectorial almost complex structures J pays off since it makes *very simple* the definitions of Hamiltonians and nonnegative Hamiltonian isotopies that are amenable to the maximum principle, as well as the strong

maximum principle for the Z -invariant Lagrangian boundary conditions: Compare the simplicity of our definition of sectorial Hamiltonians (Definition 9.2) with the complexity of the definition of the dissipative Hamiltonians used in [GPS17] which they need to achieve the confinement results via the monotonicity arguments. In the sectorial framework, such complications are subsumed in our careful geometric preparation of the description of background geometry of Liouville sectors related to smoothing of corners of the Liouville sectors. These are all structural results on the underlying geometry of Liouville sectors (with corners) whose statements have little to do with pseudoholomorphic curves, although they are motivated by our aim of achieving the C^0 -estimates via the maximum principle. (See Part I of the present paper.)

The following is the key identity that holds for any λ -sectorial almost complex structure, which motivates our simple definition of sectorial Hamiltonians below.

Proposition 1.13 (Proposition 12.2). Assume J is a λ -sectorial almost complex structure. Consider the function H of the type

$$H = \rho(\mathfrak{s}_{\varphi, \kappa})$$

for a smooth function $\rho : \mathbb{R} \rightarrow \mathbb{R}$. Then for any solution of

$$(du - X_H(u) \otimes dt)_J^{(0,1)} = 0, \tag{1.13}$$

we have

$$\Delta(\mathfrak{s}_{\varphi, \kappa} \circ J) = \frac{1}{2} |du - X_H(u) \otimes dt|_J^2 - \rho'(\mathfrak{s}_{\varphi, \kappa}) \frac{\partial}{\partial \tau}(\mathfrak{s}_{\varphi, \kappa} \circ u). \tag{1.14}$$

Definition 1.14 (Sectorial Hamiltonians). Let (M, λ) be a Liouville sector and fix a smoothing profile (Definition 1.4) for M . Let $\mathfrak{s}_{\varphi, \kappa}$ be the associated end-profile function. We call a Hamiltonian $H : M \rightarrow \mathbb{R}$ *sectorial* (with respect to the smoothing profile) if

$$H = \rho(\mathfrak{s}_{\varphi, \kappa})$$

on a neighborhood $\text{Nbhd}(\partial_\infty M \cup \partial M)$ for some smooth function $\rho : \mathbb{R} \rightarrow \mathbb{R}_+$ with $\rho' > 0$.

We will give the precise description of the above mentioned neighborhoods

$$\text{Nbhd}(\partial_\infty M \cup \partial M)$$

and $\text{Nbhd}(\partial_\infty M \cap \partial M)$ in Section 9.1.

Remark 1.15. Our usage of these smoothing profiles and sectorial packages replace the smoothing operations omnipresent in [GPS17] and other literature to study the Künneth-type theorems by absorbing the smoothing process into the definition of sectorial package. (See [Oan06], [GPS17, Subsection 2.5], [GPS18, Subsection 9.3.3] for example.) See [GPS17, Conjecture 3.40 & Conjecture 4.39] for the relevant conjectures. We will study these conjectures elsewhere. For this purpose, we have already identified a correct class of branes that is *monoidal*, which we call *gradient-sectorial Lagrangians* in [Oh21].

1.4. Confinement theorems for Floer’s equations. The main utility of sectorial Hamiltonians and almost complex structures is to establish confinement results for (Hamiltonian-perturbed) pseudoholomorphic curves using the maximum principle, and the strong maximum principle relative to the Z -invariant Lagrangian submanifolds on $\mathcal{N}bhd(\partial_\infty M \cup \partial M)$.

We establish confinement results all by the maximum principle with respect to the λ -sectorial J (and to the cylindrical Lagrangians for the strong maximum principle) in:

- Theorem 12.1 (for symplectic cohomology)
- Theorem 13.1 (for continuation via nonnegative Hamiltonian isotopies)
- Theorem 11.3 (for A_∞ structure maps) and
- Theorem 14.1 (for closed-open maps).

Once these confinement results are established, construction of covariantly functorial inclusion function $\text{Fuk}(X) \rightarrow \text{Fuk}(X')$ for the inclusion of Liouville sectors $X \hookrightarrow X'$ follows the same procedure as given in [GPS17, Section 3.4], with the caveat that J is defined only on $M \setminus \partial M$. This singularity-near-the-boundary introduces minor inconveniences in the proof which are easily overcome by being careful about choices along the way. (We elaborate this point in Subsection 13.)

1.5. Relation to other works. In [GPS17, 2.10.1,2.10.3], the authors opine it would be an “important technical advance” to identify a class of almost complex structures and Hamiltonians on Liouville sectors that guarantee the maximum principle and render the projection to $T^*[0, \infty)^k$ holomorphic. (See (1.12) and Remark 1.7 for some difficulties in pinpointing a class.) As mentioned above, we accomplish this task, with the caveat that J is defined only on $M \setminus \partial M$.

The present author came to need this technical advance in [OT20], where the authors thereof construct an unwrapped Floer theory for bundles of Liouville manifolds, and made the (then-incorrect) claim that this theory extended to bundles of Liouville sectors. As a referee pointed out, one did not know of a good class of almost-complex structures on sectors suitable for maximum-principle-type arguments (as opposed to monotonicity arguments) at the time when the original version of [OT20] first appeared. By constructing a λ -sectorial almost complex structure, we provides such a class which also pairs with the sectorial Hamiltonian H in the way that all confinement theorems for perturbed (J, H) -curves can be easily proved for Z -invariant Lagrangian branes by the maximum principle. (See Part III of the present paper.)

Remark 1.16. Let us explain why the proof of C^0 -estimates via the maximum principle will be important when considering bundles of Liouville sectors. It is somewhat awkward to state the relevant C^0 estimates by monotonicity arguments on bundles: This is because the *total space* of a family will be neither symplectic nor almost complex so no monotonicity argument can be applied on the nose.

Finally, we would like to mention that there is a much simpler way of defining the sectorial Floer data in the *asymptotically-cylindrical-at-infinity (ACI) analytical framework* of Bao [Bao15, Bao16] (see also [OW18]) in terms of Giroux’s notion of *ideal Liouville domains and completions*. We call them the *ACI-sectorial Floer data*. In this ACI framework, all ACI Floer data is defined through Giroux’s notion of ideal Liouville domains (or sectors) and then just restrict them to $W \setminus \partial_\infty W$. This restriction process becomes natural in the ACI framework but not in the standard

cylindrical-at-infinity (CI) analytical framework. Nonetheless, mainly because the analysis of all existing literature— except [Bao15, Bao16], [OW18] as far as we are aware—is based on the CI analytical framework, the present paper is written conforming to the CI framework. We refer readers to Appendix B for more detailed discussion on this. We hope to elaborate this point of view elsewhere.

Acknowledgments. We thank the unknown referee of the paper [OT20] for pointing out the difficulty of applying the maximum principle for Liouville sectors. This prompted the author to search for the present notion of sectorial almost complex structures. We thank Hiro Tanaka for his collaboration on the study of Liouville geometry and for making numerous useful comments on the early drafts of the present paper. The author is supported by the IBS-project IBS-R003-D1.

Notations and terminologies:

- (1) α : eccentricity of a splitting data $\text{Nbhd}(\partial M) \cong F \times \mathbb{C}_{\text{Re}}^k$,
- (2) φ, φ_k : a convex (corner) smoothing function,
- (3) $s_{k,\varphi}$: smoothing function of a sectorial corner C_α of codimension k ,
- (4) $s_{k+1,\varphi}$: a smoothing function of the ceiling of a sectorial corner C_α , which we call an end profile function at a corner,
- (5) \mathfrak{s}_φ : end-profile function of $\text{Nbhd}(\partial_\infty M \cup \partial M)$,
- (6) $\mathfrak{s}_{\varphi,\kappa}$: wiggled end-profile function of $\text{Nbhd}(\partial_\infty M \cup \partial M)$,
- (7) ϵ_0 : the size of a Z -invariant neighborhood $\text{Nbhd}^Z(\partial M)$ of ∂M in (2.7), which is fixed once and for all,
- (8) C_δ : a sectorial corner,
- (9) $\partial_\infty M \cap \partial M$: the ceiling corner,
- (10) $C_\delta \cap \partial_\infty M$: the ceiling of sectorial corner C_δ .
- (11) λ -sectorial almost complex structures: the main class of our interest in the present paper,
- (12) Sectorial almost complex structures: the main class of interest in [Oh21].

2. RECOLLECTIONS AND PRELIMINARIES

2.1. List of conventions. In the present paper, we follow the conventions of the book [Oh15] as summarized in [Oh15, p.xxi] except that there is no mention on symplectization there.

Convention 2.1. (1) Definition of Hamiltonian vector field: $X_H \rfloor \omega = dH$,
 (2) The standard symplectic form on the cotangent bundle

$$\omega_0 = -d\theta, \quad \theta = pdq,$$

and hence the Liouville form $\lambda = -\theta$ and Liouville vector field is the Euler vector field $\vec{E} = p \frac{\partial}{\partial p}$.

(3) Symplectization: For given contact-type hypersurface $S_0 \subset M$, we have identification

$$\text{Nbhd}(\partial_\infty M) = S_0 \times [0, \infty).$$

The convention of [GPS17] is the one which we call Entov-Polterovich’s convention in [Oh15]. Here are the corresponding list of [GPS17]:

(a) Definition of Hamiltonian vector field: $X_H \rfloor \omega = -dH$

- (b) The standard symplectic form on the cotangent bundle: $\omega_0 = d\theta$, and hence the Liouville form $\lambda = \theta$ and Liouville vector field is the Euler vector field $\vec{E} = p \frac{\partial}{\partial p}$: The two negatives cancel each other.
- (c) Symplectization: For given contact-type hypersurface $S_0 \subset M$, [GPS17] has identification

$$\text{Nbhd}(\partial_\infty M) = [0, \infty) \times S_0.$$

(See [GPS17, p.9].)

In the discussion of convexity of $\partial_\infty M \cap \partial M$, these differences of the definitions cancel the differences when the meaning of the *outward pointing direction of X_I along ∂X* is determined. In particular the outward pointing direction is that of

$$-\frac{\partial}{\partial R}$$

in both conventions. This gives rise to the identification

$$\text{Nbhd}(\partial M) \cong \partial M \times [0, \infty) \cong F \times \mathbb{C}_{\text{Re} \geq 0} \cong F \times T^*\mathbb{R}_{\geq 0}$$

in both cases. (See [Oh21, Section 2.2] for detailed discussion on this orientation issue.)

2.2. Splitting data for boundaries.

Notation 2.2. Given $0 < \alpha \leq 1$, we write

$$\lambda_{\mathbb{C}}^\alpha := (1 - \alpha)xdy - \alpha ydx. \quad (2.1)$$

We also write $\omega_{\mathbb{C}} = dx \wedge dy$ and $J_{\mathbb{C}}$ for the standard symplectic and complex structures on \mathbb{C} (with complex coordinate $z = x + iy$).

We recall that, by definition, a Liouville sector allows us to split a neighborhood of ∂M as a direct product. We refer to [GPS17] for the notion of an α -defining function, and begin with the case when M only has boundaries (and no corners):

Proposition 2.3 (Proposition 2.25 [GPS17]). Let M be a Liouville sector and fix a real number $0 < \alpha \leq 1$. Every α -defining function $I : \text{Nbhd}^Z(\partial M) \rightarrow \mathbb{R}$ extends to a diffeomorphism (valid over a cylindrical neighborhood of the respective boundaries) $\text{Nbhd}^Z(\partial M) \cong F \times \mathbb{C}_{\text{Re} \geq 0}$ in which $I = y \circ \pi_{\mathbb{C}}$ is the imaginary part of the $\mathbb{C}_{\text{Re} \geq 0}$ -projection and F is a Liouville manifold.

This diffeomorphism also gives an identification

$$(\text{Nbhd}^Z(\partial M), \lambda_M|_{\text{Nbhd}^Z(\partial M)}) \cong (F \times \mathbb{C}_{\text{Re} \geq 0}, \pi_F^* \lambda_F + \pi_{\mathbb{C}}^* \lambda_{\mathbb{C}}^\alpha + df) \quad (2.2)$$

where λ_F is the Liouville form on F , and $f : F \times \mathbb{C}_{\text{Re} \geq 0} \rightarrow \mathbb{R}$ satisfies the following properties:

- (f1) f is supported inside $F_0 \times \mathbb{C}$ for some compact Liouville domain $F_0 \subset F$.
- (f2) f is independent of the $\mathbb{C}_{\text{Re} \geq 0}$ -coordinate for $|I|$ sufficiently large.

Notation 2.4 (R). In the course of the proof of Proposition 2.3, [GPS17] defines another function $R : \text{Nbhd}^Z(\partial M) \rightarrow \mathbb{R}$. It satisfies

$$R|_{\partial X} = 0, \quad ZR = (1 - \alpha)R, \quad \omega(X_R, X_I) = 1. \quad (2.3)$$

Since the choice of the pair $(F, (R, I))$, and the constant α , will appear frequently, we give them names.

Definition 2.5 (Splitting data and eccentricity). Let (M, λ) be a Liouville sector. We call a pair $(F, (R, I))$ a *splitting data* of (M, λ) , and the associated α the *eccentricity* of the splitting.

Notation 2.6. As already insinuated in Proposition 2.3, we denote the projections by

$$\pi_F : \text{Nbhd}^Z(\partial M) \rightarrow F, \quad \pi_{\mathbb{C}} : \text{Nbhd}^Z(\partial M) \rightarrow \mathbb{C}.$$

Remark 2.7. The map $\pi_{\mathbb{C}}$ can be written as

$$\pi_{\mathbb{C}} = R + iI : \text{Nbhd}^Z(\partial M) \rightarrow \mathbb{C}_{\text{Re} \geq 0}$$

with $F = (R, I)^{-1}(0, 0)$

Notation 2.8. We let $Z_{\mathbb{C}}^{\alpha}$ be the Liouville vector field of $\lambda_{\mathbb{C}}^{\alpha}$ on \mathbb{C} , so that

$$Z_{\mathbb{C}}^{\alpha} = (1 - \alpha)x \frac{\partial}{\partial x} + \alpha y \frac{\partial}{\partial y}.$$

Then, near ∂M , we have the decomposition

$$Z = Z_F \oplus Z_{\mathbb{C}}^{\alpha} - X_f \tag{2.4}$$

where Z_F is the Liouville vector field on F .

Notation 2.9. We note that $\lambda_{\mathbb{C}}^{\alpha} \circ J_{\mathbb{C}}$ is an exact one-form. A choice of primitive is

$$h_{\mathbb{C}}^{\alpha}(x, y) = \frac{1}{2} ((1 - \alpha)x^2 + \alpha y^2). \tag{2.5}$$

Remark 2.10. The eccentricity of the splitting data measures how much the level set of $\{h_{\mathbb{C}}^{\alpha} = 2\}$ —which is an ellipse for $0 < \alpha < 1$ —deviates from the circle. The associate level set degenerates to the y -axis as $\alpha \rightarrow 0$ while it degenerates to the x -axis as $\alpha \rightarrow 1$ and it becomes a circle when $\alpha = \frac{1}{2}$. Indeed the precise *geometric eccentricity* of the relevant ellipse is given by

$$\sqrt{1 - \left(\frac{1 - \alpha}{\alpha}\right)^2} \quad \left(\text{resp.}, \sqrt{1 - \left(\frac{\alpha}{1 - \alpha}\right)^2} \right)$$

when $\alpha > \frac{1}{2}$ (resp., $\alpha < \frac{1}{2}$).

Notation 2.11 ($\lambda_{\mathbb{C}}$ (without the α)). We will often denote $\lambda_{\mathbb{C}} := \lambda_{\mathbb{C}}^{\alpha}$ and likewise for $h_{\mathbb{C}}$, dropping the superscript α when explicit mention of it is unnecessary.

2.3. Splitting data for corners. The above can be generalized to the case of with corners.

Lemma 2.12 (Lemma 9.7 & Lemma 9.8 [GPS18]). Let $H_1, \dots, H_n \subset M$ be a sectorial collection of hypersurfaces ([GPS18, Definition 9.2]), equipped with choices of $I_i : \text{Nbhd}^Z H_i \rightarrow \mathbb{R}$. Then the following hold:

- (1) There exists unique functions $R_i : \text{Nbhd}^Z H_i \rightarrow \mathbb{R}$ satisfying $Z[R_i] = 0$ near infinity, $H_i = \{R_i = 0\}$, $\{R_i, I_j\} = \delta_{ij}$ and $\{R_i, R_j\} = 0$.
- (2) The map

$$\pi_{T^*\mathbb{R}^k} := ((R_{i_1}, I_{i_1}), \dots, (R_{i_k}, I_{i_k})) : \text{Nbhd}^Z(H_{i_1} \cap \dots \cap H_{i_k}) \rightarrow T^*\mathbb{R}^k$$

is a symplectic fibration whose symplectic connection is flat, thus giving a symplectic product decomposition

$$M \supset \text{Nbhd}^Z(H_{i_1} \cap \dots \cap H_{i_k}) \cong F \times T^*\mathbb{R}^k$$

identifying Z -invariant neighborhoods of $\text{Nbhd}^Z(H_{i_1} \cap \cdots \cap H_{i_k})$ and $F \times T_0^* \mathbb{R}^k$.

Definition 2.13. Following [GPS18], if M is a Liouville manifold-with-corners whose boundary forms a sectorial collection when viewed as a collection of hyper-surfaces, we say M is a Liouville sector with corners.

Definition 2.14 (Splitting data for corners). Let (M, λ) be a Liouville sector with corners consider a corner of ∂M with codimension $k-1$ with $k \geq 1$. Let H_{i_1}, \dots, H_{i_k} be the associated faces of the corner. We call the collection of data $(F, \{(R_{i_j}, I_{i_j})\})$ as in Lemma 2.12 a *splitting data* of the corner.

Remark 2.15. The Liouville isomorphism type of F of course depends on the connected component of the corner stratum, but we suppress this from the notation.

2.4. Neighborhoods of $\partial_\infty M$ and of ∂M . For given Liouville manifold (M, λ) , there is a canonical projection

$$\text{Nbhd}(\partial_\infty M) \rightarrow \partial_\infty M$$

of sending a point to the Liouville ray issued at the point. This map also induces a canonical contact structure on $\partial_\infty M$, but not the contact form which is defined only up to contactomorphisms. (See [Gir17] e.g., or Appendix B for a brief discussion.)

Choice 2.16 (s, S_0) . We choose a contact-type hypersurface $S_0 \stackrel{\iota}{\subset} M$ and its associated symplectization radial function

$$s : \text{Nbhd}(\partial_\infty M) \rightarrow \mathbb{R}_{\geq 0} \tag{2.6}$$

such that $S_0 = s^{-1}(0)$ defined on a neighborhood $\text{Nbhd}(\partial_\infty M)$ and satisfying $Z[s] = 1$. A choice of S_0 defines a Liouville embedding of

$$(S_0 \times [0, \infty), d(e^s \iota^* \lambda)) \rightarrow (M, d\lambda)$$

via the Liouville flow of Z , if we start with the contact-type hypersurface S_0 sufficiently at infinity. In terms of (2.6), any real number $t \geq 0$ exhibits a contactomorphism $\partial_\infty M \cong s^{-1}(t)$.

Remark 2.17. By convexity of $\partial_\infty M \cap \partial M$ in $\partial_\infty M$ and since Z is tangent to ∂M outside a compact set of M , we have an embedding

$$(S_0 \times [0, \infty), \partial(S_0 \times [0, \infty))) \rightarrow (M, \partial M).$$

This induces an identification

$$\partial M \cap \{s \geq 0\} \cong F \times [0, \infty),$$

where $F = S_0 \cap \partial M$. Note that Liouville flow also naturally induces a diffeomorphism

$$F \cong \partial M \cap \partial_\infty M$$

by restricting the canonical projection $\text{Nbhd}(\partial_\infty M) \rightarrow \partial_\infty M$ to $S_0 \subset \text{Nbhd}(\partial_\infty M)$.

Notation 2.18. Unless otherwise said, we denote by

$$\text{Nbhd}(\partial_\infty M) = \text{Nbhd}_{s \geq 0}(\partial_\infty M)$$

the image of the above mentioned embedding. We may assume that s is defined on a slightly bigger region than $\text{Nbhd}(\partial_\infty M)$, meaning that we may from time to time extend the function s from the ray $[0, \infty)$ to $[-\delta, \infty)$.

Mostly we will work with the Liouville sectors without corner for the actual constructions of the sought almost complex structures and indicate how to extend to the case of with corners.

Notation 2.19. Let M be a Liouville sector (without corners). We fix a decomposition

$$M = (M \setminus F \times \mathbb{C}_{0 \leq \operatorname{Re} < \epsilon_0}) \cup (F \times \mathbb{C}_{0 \leq \operatorname{Re} < 2\epsilon_0}) \quad (2.7)$$

for some ϵ_0 which will be fixed once and for all.

Part 1. Geometry of Liouville sectors

In this part, our goal is to unravel various geometry of Liouville sectors which will enter our construction of relevant almost complex structures.

The first thereof is to construct a family of exhaustion functions which smoothen the corners $\partial M \cap \partial_\infty M$. For this purpose, we use two stage-construction (See Section 5 for more detailed explanation.):

- We utilize a universal family of corner-smoothing functions of the standard corner structure of \mathbb{R}_+^k which is compatible for different k 's which is constructed in [FOOO20, Section 18.5]. However we need to augment the *convexity* property to this family for our purpose of constructing almost complex structures that are amenable to the maximum principle.
- We then utilize another natural geometric construction of symplectic \mathbb{R}^k -action induced by the definition of *sectorial collection* from [GPS18] as exposed in [Oh21]

This will provide us with a canonical family of corner-smoothing function of Liouville sectors with corners.

The second ingredient is the study of *conformally Liouville deformation* λ_t of Liouville forms λ which changes them at infinity. Such a deformation will be needed to ensure that the strong maximum principle is applicable to J -holomorphic curves with *Z-invariant-at-infinity Lagrangian* boundary condition for λ -*sectorial almost complex structures*, whose construction is of our main interest in the present paper.

We start with the first step of constructing the family of convex functions $\varphi = \varphi_k$ on \mathbb{R}_+^k for varying k 's.

3. CONVEX CORNER-SMOOTHING FUNCTIONS OF \mathbb{R}_+^k

We first construct a suitable collection of convex functions $\varphi : (0, \infty)^n \rightarrow \mathbb{R}$ which accomplish this goal on the standard Euclidean corner $[0, \infty]^n$. That is, we will find φ so that $\varphi^{-1}(N)$ is a smoothing of the Euclidean corner for large enough N , and so that $\varphi^{-1}(N)$ is suitably convex. We will also construct φ exhibiting various symmetries; this will allow us to turn these local models of smoothings to global smoothings of sectorial corners.

These functions—which we label by φ , and by φ_k when we want to make the codimension k explicit—are part of the data needed to define the functions \mathfrak{s}_φ from the introduction.

3.1. Octants.

Notation 3.1 (Symmetric hyperplanes). Consider the hyperplane

$$\mathbb{R}_{\mathbf{y}}^n := \{(x_0, \dots, x_n) \in \mathbb{R}^{n+1} \mid x_0 + \dots + x_n = 0\}. \quad (3.1)$$

We denote an element of this hypersurface by \mathbf{y} . The permutation group S_{n+1} on $n+1$ letters acts on $\mathbb{R}_{\mathbf{y}}^n$ by permuting the coordinate variables (y_0, \dots, y_n) .

Notation 3.2 (Octants). We denote the positive octant by

$$\mathbf{Q}_+^{n+1} := [0, \infty)^{n+1} \subset \mathbb{R}^{n+1}.$$

Noting that $\mathbb{R}_{\mathbf{y}}^n \subset \mathbb{R}^{n+1}$ is preserved by the S_{n+1} -action, it also carries the induced action thereof. We define an S_{n+1} -action so that the action on the factor

$\mathbb{R}_{\mathbf{y}}^n$ is the induced one and on the \mathbb{R} -factor is the trivial one on the product $\mathbb{R}_{\mathbf{y}}^n \times \mathbb{R}$. We now define an explicit S_{n+1} -equivariant orthogonal linear isomorphism

$$\Pi : \mathbb{R}^{n+1} \rightarrow \mathbb{R}_{\mathbf{y}}^n \times \mathbb{R} \cong \mathbb{R}^{n+1} \quad (3.2)$$

to $\Pi = (\pi_{\vec{1}}; t)$ which is given by

$$\mathbf{y} = \pi_{\vec{1}}(x) \quad (3.3)$$

$$t = \frac{x_0 + \cdots + x_n}{\sqrt{n}} \quad (3.4)$$

where the map

$$\pi_{\vec{1}} : \mathbb{R}^{n+1} \rightarrow \mathbb{R}_{\mathbf{y}}^n$$

is the orthogonal projection along the vector $\vec{1}$. The map $\pi_{\vec{1}}$ restricts to a homeomorphism

$$\pi_{\vec{1}}|_{\partial \mathbf{Q}_+^{n+1}} : \partial \mathbf{Q}_+^{n+1} \rightarrow \mathbb{R}_{\mathbf{y}}^n; \quad \vec{1} = (1, \dots, 1).$$

Let $y = (y_1, \dots, y_n)$ be the standard coordinates of $\mathbb{R}_{\mathbf{y}}^n \cong \mathbb{R}^n$ and t one on \mathbb{R} . Then we can write

$$\Pi^{-1}(y_1, \dots, y_n; t) = (x_0(y), \dots, x_n(y)) + t\vec{1} = (x_0(y) + t, \dots, x_n(y) + t).$$

The map Π restricts to an S_{n+1} -equivariant homeomorphism

$$\Phi : \mathbf{Q}_+^{n+1} \rightarrow \mathbb{R}_{\mathbf{y}}^n \times [0, \infty) \quad (3.5)$$

given by $\Phi(x) := (\mathbf{y}(x); t(x))$ where $\mathbf{y}(x) = \pi_{\vec{1}}(x)$ and $t(x) \geq 0$ is the constant determined by

$$x - \pi_{\vec{1}}(x) = t(x)\vec{1}.$$

This map Φ is smooth away from the corners.

Remark 3.3. We refer readers to [FOOO20, Section 18.5] for some systematic discussion on the corner smoothing of $[0, \infty)^n$ relevant to the smoothing process we apply below. One thing that was not addressed in [FOOO20, Section 18.5] is the convexity property of the smoothing which is needed for our present work.

3.2. Symmetric convex corner smoothing of $[0, \infty)^2$. For the sake of exposition, we begin with the two-dimensional case for which we write every map mentioned above explicit. For this purpose, we will go back and forth between two coordinate systems (x_0, x_1) in the description of the gluing process because the coordinate system $(y; t)$ is more convenient for the visualization and the coordinate system (x_0, x_1) is convenient for calculations.

First, we describe the coordinate system $(y; t)$ explicitly. By considering the orthonormal basis change of \mathbb{R}^2 from the standard one to $\{e_{\mathbf{y}}, e_t\}$ given by

$$\begin{aligned} e_{\mathbf{y}} &= \frac{1}{\sqrt{2}} \left(\frac{\partial}{\partial x_1} - \frac{\partial}{\partial x_2} \right), \\ e_t &= \frac{1}{\sqrt{2}} \left(\frac{\partial}{\partial x_1} + \frac{\partial}{\partial x_2} \right). \end{aligned} \quad (3.6)$$

We equip $\mathbb{R}^2 = \mathbb{R}_{\mathbf{y}} \times \mathbb{R}$ with the coordinates (y, t) associated to this basis. We denote it non-symmetrically as $(y; t)$ to emphasize y as the principle coordinate of our interest.

In terms of the coordinates of (x_0, x_1) of \mathbb{R}^2 and $(y; t)$ of $\mathbb{R}_{\mathbf{y}} \times \mathbb{R}$ the map

$$\Pi : \mathbb{R}^2 \rightarrow \mathbb{R}_{\mathbf{y}} \times \mathbb{R}$$

is just given by the corresponding coordinate change map

$$\begin{aligned} y &= \pi_{\Gamma}(x_0, x_1) = \frac{1}{\sqrt{2}}(x_1 - x_0), \\ t &= \frac{1}{\sqrt{2}}(x_1 + x_0). \end{aligned} \quad (3.7)$$

Its inverse is given by

$$\Pi^{-1}(y, t) = \left(\frac{t+y}{\sqrt{2}}, \frac{t-y}{\sqrt{2}} \right) = (x_0(y; t), x_1(y; t)).$$

Next we consider a one-parameter family of hyperbolas

$$S_\epsilon = \left\{ (x_0, x_1) \in \mathbf{Q}_+^2 \mid x_0 x_1 = \frac{\epsilon}{2} \right\} \subset \mathbb{R}^2, \quad \epsilon > 0 \quad (3.8)$$

as a smoothing of the corner of $\partial\mathbf{Q}_+^2$. This is a family of curves that has the following properties:

- (i) they are convex in the direction towards $-\infty \cdot (1, 1)$,
- (ii) they are asymptotic to $\partial\mathbf{Q}_+^2$ as $\epsilon \rightarrow 0$, and
- (iii) they are symmetric under reflection about the line $x_0 = x_1$ (i.e., about the t -axis).

This motivates us to contemplate the orthogonal projection along the vector $(1, 1)$

$$\pi_{(1,1)} : \mathbb{R}^2 \rightarrow \mathbb{R}_{\mathbf{y}}^1,$$

onto the line orthogonal to $(1, 1)$. The restrictions

$$\pi_{(1,1)}|_{S_\epsilon} : S_\epsilon \xrightarrow{\cong} \mathbb{R}_{\mathbf{y}}^1 \xleftarrow{\cong} \partial\mathbf{Q}_+^2 : \pi_{(1,1)}|_{\partial\mathbf{Q}_+^2}$$

exhibit a homeomorphism between S_ϵ and $\partial\mathbf{Q}_+^2$ for all $\epsilon > 0$: We regard

$$\pi_{(1,1)} : \mathbb{R}^2 \rightarrow \mathbb{R}_{\mathbf{y}}$$

as a trivial fiber bundle over $\mathbb{R}_{\mathbf{y}}$ with a fiber \mathbb{R} . (See Figure 1.) Then we express the image of a section s of this vector bundle in terms of the fiber coordinate t

$$s(\mathbf{y}) := t(x_0(\mathbf{y}), x_1(\mathbf{y})).$$

Then in terms of the coordinate y of $\mathbb{R}_{\mathbf{y}}$, the following is obvious.

Lemma 3.4. Let $s_\epsilon : \mathbb{R}_{\mathbf{y}}^1 \rightarrow \mathbb{R}^2$ be the family of smooth sections whose image is given by S_ϵ for $\epsilon \in (0, \infty)$, and let s_0 be the piecewise linear limit s_0 whose image is given by $\partial\mathbf{Q}_+^2$. Then for $\epsilon > 0$

$$0 < |s'_\epsilon(y)| < 1 \quad (3.9)$$

for all y and $s'_0(y) = \pm 1$ for $\pm y > 0$ respectively.

Proof. Note that in (y, t) coordinates of \mathbb{R}^2 , S_ϵ is expressed as

$$t^2 - y^2 = 4\epsilon. \quad (3.10)$$

Therefore we have the formula

$$s_0(y) = |y|, \quad s_\epsilon(y) = \sqrt{y^2 + 4\epsilon}.$$

Then straightforward calculation finishes the proof. \square

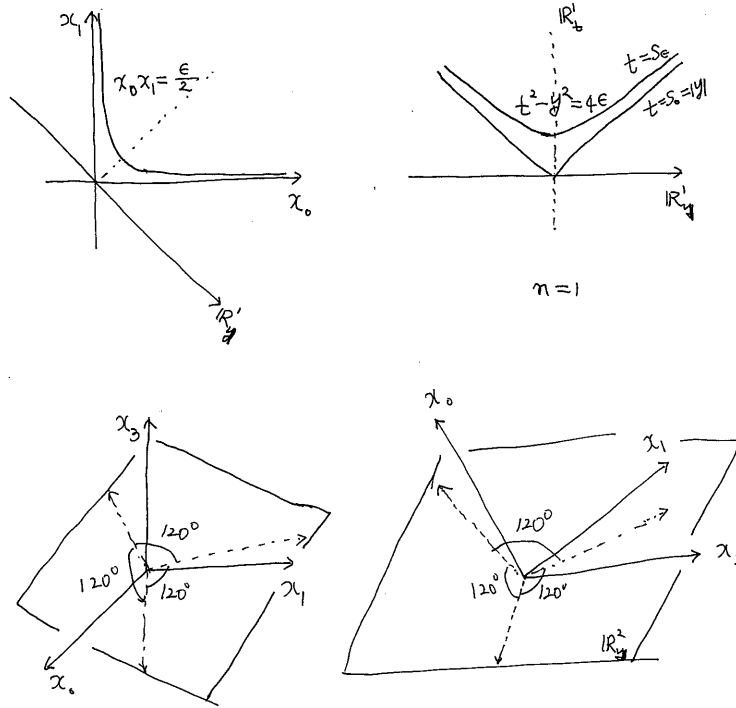


FIGURE 1. Sections s_ϵ and s_0

Remark 3.5. We have a natural decomposition of \mathbb{R}_y^1 into 2 rays

$$\Delta_i := \pi_{(1,1)}(\{x \in \mathbf{Q}_+^2 \mid x_i = 0\}) = \{(x_0, x_1) \mid x_0 + x_1 = 0, x_i > 0\}, \quad i = 0, 1,$$

which are naturally identified with the rays

$$\mathbf{Q}_i^1 := \partial \mathbf{Q}_+^2 \cap \{x_i = 0\} \subset \mathbb{R}^2, \quad i = 0, 1,$$

via the projection $\pi_{(1,1)}$. Denote by $\tau : \mathbb{R}^2 \rightarrow \mathbb{R}^2$ the reflection along the line $x_1 = x_0$ so that

$$\tau(\Delta_i) = \Delta_{i+1} \quad \text{for } i = 0, 1 \pmod{2}.$$

Note that S_ϵ is preserved as a set under the action by τ and

$$\inf \left\{ r = \sqrt{x_0^2 + x_1^2} \mid x \in S_\epsilon, \frac{\sqrt{\epsilon}}{4} \leq x_0 \leq 2\sqrt{\epsilon} \right\} = \sqrt{\epsilon}.$$

We now define an S_2 -equivariant smooth gluing, denoted by

$$\tilde{S}_\epsilon,$$

by interpolating the curves

$$S_\epsilon \cap D^2(2\sqrt{\epsilon})$$

and

$$\partial\mathbf{Q}_1^2 \setminus D^2(2T_0\sqrt{\epsilon})$$

along the region $D^2(2T_0\sqrt{\epsilon}) \setminus D^2(\sqrt{2\epsilon})$.

We will do this expressing them as the graphs of functions in the (x_0, x_1) -coordinates as follows. Recall that the hyperbolas S_ϵ are graphs of the function

$$f_\epsilon(x_0) = \frac{\epsilon}{2x_0}$$

for $\epsilon > 0$. We set f_0 to be the zero function. First for the region $x_0 \geq \sqrt{\epsilon/2}$, we will smoothly interpolate them along the interval

$$2\sqrt{\epsilon} < x_0 < 2T_0\sqrt{\epsilon}$$

for some choice of a small ϵ and a large $T_0 > 0$, and then take the reflection thereof along the line $x_1 = x_0$ to obtain the other half of the interpolated curve over the region $0 \leq x_0 \leq \sqrt{\epsilon/2}$ near $\partial\mathbf{Q}_2^2$.

For this interpolating purpose, we take a function $\rho : \mathbb{R}_+ \rightarrow \mathbb{R}$ such that $\rho'(r) \leq 0$, $\rho''(r) \geq 0$ and

$$\rho = \begin{cases} 1 & \text{if } r \leq \frac{3}{2}T_0\sqrt{\epsilon} \\ 0 & \text{if } r \geq 2T_0\sqrt{\epsilon} \end{cases}$$

We then define another family of sections $\tilde{s}_\epsilon : \mathbb{R}_y^1 \rightarrow \mathbb{R}$ by

$$\tilde{f}_\epsilon(r) = \rho(r)f_\epsilon(r) + (1 - \rho(r))f_0(r). \quad (3.11)$$

By definition, we have

$$\tilde{f}_\epsilon(x_0) = 0$$

for $x_0 \geq 2T_0\sqrt{\epsilon}$. (See Figure 3.)

Choice 3.6 (ϵ , T_0 and ϵ_0). The precise choices of ϵ and T_0 will be made later in Section 8 so that—in terms of ϵ_0 , another constant defined there—we will have

$$0 < \epsilon_0 \ll 2T_0\sqrt{\epsilon} \ll \frac{3}{2}\epsilon_0.$$

We will take a sufficiently small ϵ and a sufficiently large constant $T_0 > 1$ relative to ϵ .

We want the graphs of \tilde{f}_ϵ to be convex as follows.

Proposition 3.7. Let $0 < \epsilon < \frac{1}{2}$ be given. Then there exists a sufficiently large $T_0 > 0$ depending only on ϵ and a cut-off function $\rho = \rho_{\epsilon, T_0}$ such that

- $\tilde{f}_\epsilon''(x_0) \geq 0$ for all x_0 , and
- $\tilde{f}_\epsilon''(x_0) > 0$ for y with $2\sqrt{\epsilon} < x_0 < 2T_0\sqrt{\epsilon}$.

Proof. For the simplicity of notation, we write $r = x_0$ in this proof.

By the symmetry, it is enough to consider $r \geq \frac{\sqrt{\epsilon}}{4}$. Recall that $f_0 = 0$ and

$$f_\epsilon(r) = \frac{\epsilon}{2r}$$

and hence

$$\tilde{f}_\epsilon(r) = \rho(r) \frac{\epsilon}{2r}.$$

It follows from this that $\tilde{f}_\epsilon'' \geq 0$ either for $r \leq 2\sqrt{\epsilon}$ or $r \geq 2T_0\sqrt{\epsilon}$. Therefore it remains to ensure the convexity over the region

$$2\sqrt{\epsilon} < r < 2T_0\sqrt{\epsilon}.$$

For this purpose, we fix a cut-off function $\chi : \mathbb{R}_+ \rightarrow [0, 1]$ given by

$$\begin{aligned} \chi_\epsilon(t) &= \begin{cases} 1 & \text{for } t \leq 2\sqrt{\epsilon} \\ 0 & \text{for } t \geq 1 + 2\sqrt{\epsilon} \end{cases} \\ \chi'_\epsilon(t) &\leq 0. \end{aligned} \tag{3.12}$$

Lemma 3.8. Let $0 < \epsilon < \frac{1}{2}$ be given as above. Then we can choose χ so that

$$\chi_\epsilon(t) - t\chi'_\epsilon(t) > 0 \tag{3.13}$$

for all $2\sqrt{\epsilon} < t < 1 + 2\sqrt{\epsilon}$.

Proof. Let $g_\epsilon(t) := \chi_\epsilon(t) - t\chi'_\epsilon(t)$. Clearly, we have

$$g_\epsilon(2\sqrt{\epsilon}) = 1 > 0, \quad g_\epsilon(1 + 2\sqrt{\epsilon}) = 0.$$

We compute

$$g'_\epsilon(t) = -t\chi''_\epsilon(t).$$

By construction, we can make χ_ϵ *concave* near $t = 2\sqrt{\epsilon}$ and *convex* near $t = 1 + 2\sqrt{\epsilon}$ and flat in between. (See Figure 2.) In particular we have

$$g'_\epsilon(t) < 0$$

near $t = 1 + 2\sqrt{\epsilon}$. This implies that $g_\epsilon(t) > 0$ near $t = 1 + 2\sqrt{\epsilon}$. Moreover we can make χ''_ϵ supported in two intervals near $t = 2\sqrt{\epsilon}$ and $t = 1 + 2\sqrt{\epsilon}$ respectively each of which we can make as small as we want. In particular we can make

$$\text{supp } \chi''_\epsilon \subset \left[2\sqrt{\epsilon}, 2\sqrt{\epsilon} + \frac{1}{8} \right]$$

over the concave region on which we can achieve

$$g_\epsilon(2\sqrt{\epsilon} + t) \geq \frac{1}{2}.$$

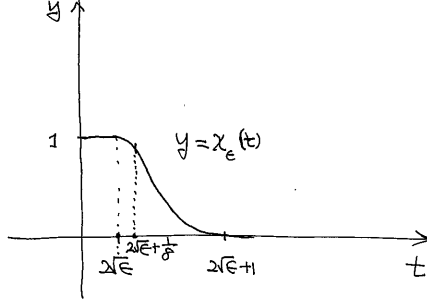
Since $g'_\epsilon(t) \leq 0$ for $t \geq 2\sqrt{\epsilon} + \frac{1}{8}$, this finishes the proof. \square

For the convenience of calculations henceforth, we set

$$K = 2\sqrt{\epsilon}(T_0 - 1).$$

and consider the function defined by

$$\rho_K(r) := \chi \left(2\sqrt{\epsilon} + \frac{r}{K} \right) \tag{3.14}$$

FIGURE 2. The graph of χ_ϵ

by translating the domain of χ to the left by $2\sqrt{\epsilon}$ followed by rescaling the variable by the constant $K > 0$. Upshot of the latter translation is that $\rho_K(0) = 1$ and that

$$\rho_K(r) \equiv 0, \quad \text{for all } r \geq K.$$

We have the relationship

$$t = 2\sqrt{\epsilon} + \frac{(r - 2\sqrt{\epsilon})}{K} \tag{3.15}$$

for the variable t used above. We compute

$$\rho'_K(r) = \frac{1}{K} \chi'(t), \quad \rho''_K(r) = \left(\frac{1}{K}\right)^2 \chi''(t). \tag{3.16}$$

Now we note that the hyperbola f_ϵ satisfies

$$f_\epsilon(r) = \epsilon/2r, \quad f'_\epsilon(r) = -\epsilon/2r^2, \quad f''_\epsilon(r) = \epsilon/r^3. \quad (3.17)$$

Recall that we want \tilde{h}_ϵ to satisfy $\tilde{f}''_\epsilon(r) > 0$ for $2\sqrt{\epsilon} < r < 2T_0\sqrt{\epsilon}$ by choosing T_0 sufficiently large for each given $\epsilon > 0$. Utilizing (3.16) and (3.17), we compute

$$\begin{aligned} \tilde{f}''_\epsilon(r) &= \rho_K(r)f''_\epsilon(r) + 2f'_\epsilon(r)\rho'_K(r) + \rho''_K(r)f_\epsilon(r) \\ &= \frac{\epsilon}{r^3}\chi(t) - \frac{\epsilon}{r^2}\frac{1}{K}\chi'(t) + \left(\frac{1}{K}\right)^2\chi''(t)\frac{\epsilon}{2r} \\ &= \frac{\epsilon}{r^3}\left(\chi(t) - \frac{r}{K}\chi'(t)\right) + \left(\frac{1}{K}\right)^2\chi''(t)\frac{\epsilon}{2r} \\ &= \frac{\epsilon}{r^3}\left(\chi(t) - t\chi'(t) - 2\left(1 - \frac{1}{K}\right)\sqrt{\epsilon}\chi'(t)\right) + \left(\frac{1}{K}\right)^2\chi''(t)\frac{\epsilon}{2r} \\ &\geq \frac{\epsilon}{r^3}(\chi(t) - t\chi'(t)) + \left(\frac{1}{K}\right)^2\chi''(t)\frac{\epsilon}{2r}. \end{aligned} \quad (3.18)$$

Here the penultimate equality follows since

$$\frac{r}{K} = t - 2\sqrt{\epsilon} + \frac{2\sqrt{\epsilon}}{K} \quad (3.19)$$

and the last inequality follows from

$$-\chi'(t) \leq 0.$$

Therefore it is enough to make (3.18) positive which is equivalent to the inequality

$$-\chi''(t) < \frac{2K^2}{r^2}(\chi(t) - t\chi'(t))$$

hold on $2\sqrt{\epsilon} < r < 2T_0\sqrt{\epsilon}$. Substituting (3.19) here, we see that the inequality becomes

$$-\chi''(t) < \frac{2(\chi(t) - t\chi'(t))}{((t - 2\sqrt{\epsilon}) + 2\sqrt{\epsilon}/K)^2}$$

for $2\sqrt{\epsilon} < t < 1 + 2\sqrt{\epsilon}$.

Recalling $\chi(t) - t\chi'(t) > 0$ by Lemma 3.8 and $K = 2\sqrt{\epsilon}(T_0 - 1)$, we now examine the quotient

$$\frac{-((t - 2\sqrt{\epsilon}) + 1/(T_0 - 1))^2\chi''(t)}{2(\chi(t) - t\chi'(t))}.$$

for $2\sqrt{\epsilon} \leq t \leq 1 + 2\sqrt{\epsilon}$.

Lemma 3.9. Provided T_0 is sufficiently large, we have

$$\frac{-((t - 2\sqrt{\epsilon}) + 1/(T_0 - 1))^2\chi''(t)}{2(\chi(t) - t\chi'(t))} < 1.$$

Proof. If $\chi''(t) \geq 0$, the denominator becomes negative and the inequality trivially holds. If $\chi''(t) < 0$, then t must be near $2\sqrt{\epsilon}$. In that region, we have

$$t^2\chi''(t) \sim \epsilon, \quad \chi(t) - t\chi'(t) \sim 1.$$

Therefore we still have

$$\frac{-((t - 2\sqrt{\epsilon}) + 1/(T_0 - 1))^2\chi''(t)}{2(\chi(t) - t\chi'(t))} < 1$$

if we choose $T_0 > \frac{1}{2\sqrt{\epsilon}} + 1$, as we assume $0 < \epsilon < \frac{1}{2}$. \square

Finally this completes the proof. \square

By construction, the curve

$$\tilde{S}_\epsilon \tag{3.20}$$

is a convex curve which is invariant under the reflection along the t -axis and satisfy

$$\tilde{S}_\epsilon = \begin{cases} \text{Image } s_\epsilon & \text{for } |y| \leq \sqrt{2\epsilon} \\ \text{Image } s_0 & \text{for } |y| \geq T_0\sqrt{2\epsilon} \end{cases} \tag{3.21}$$

respectively. (See Figure 3.)

3.3. Compatible corner smoothing of $[0, \infty)^n$. In this subsection, we provide a family of local models of smoothing $[0, \infty)^n$ that is compatible with various n and with the S_n -symmetry for the coordinate swapping. We will also make the smoothing *convex*—this will be important to our study of pseudoconvexity later. (See Proposition 7.10.)

We borrow the construction from [FOOO20, Section 18.5]. The following is a slight variation of [FOOO20, Condition 18.21] arising by stripping away some statements on the smooth structure on $[0, \infty)^k$, which is not needed here.

Condition 3.10 (Condition 18.21 [FOOO20]). For any $k \in \mathbb{Z}_{>0}$ we consider \mathfrak{Trans}_{k-1} and Ψ_k with the following properties: (See [FOOO20, Figure 18.3] which is duplicated below in 4.)

- (1) \mathfrak{Trans}_{k-1} is a smooth $(k-1)$ -dimensional submanifold of $[0, \infty)^k$ and is contained in $(0, \infty)^k \setminus (1, \infty)^k$.
- (2) \mathfrak{Trans}_{k-1} is invariant under the $\text{Perm}(k)$ action on $[0, \infty)^k$.
- (3) $\mathfrak{Trans}_{k-1} \cap ([0, \infty)^{k-1} \times [1, \infty)) = \mathfrak{Trans}_{k-2} \times [1, \infty)$. This is an equality as subsets of $[0, \infty)^k = [0, \infty)^{k-1} \times [0, \infty)$.
- (4)

$$\Psi_k : [0, 1] \times \mathfrak{Trans}_{k-1} \rightarrow [0, \infty)^k$$

is a homeomorphism onto its image. Let \mathfrak{U}_k be its image.

- (5) The subset $\mathfrak{U}_k \subset [0, \infty)^k$ is a smooth k -dimensional submanifold with boundary and Ψ_k is a homeomorphism. Moreover

$$\partial\mathfrak{U}_k = \partial([0, \infty)^k) \cup \mathfrak{Trans}_{k-1}$$

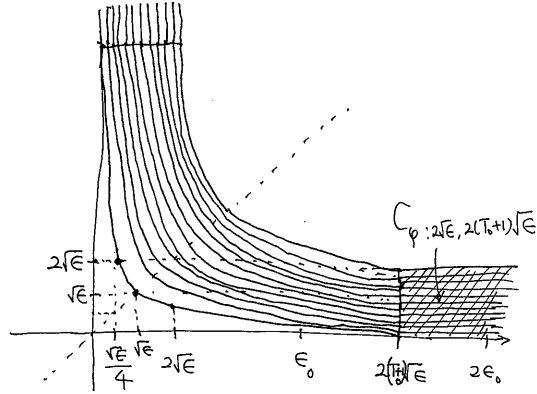
and the restriction of Ψ_k to $\{0\} \times \mathfrak{Trans}_{k-1}$ is a homeomorphism onto $\partial([0, \infty)^k)$. The restriction of Ψ_k to $\{1\} \times \mathfrak{Trans}_{k-1}$ is the identity map.

- (6) Ψ_k is equivariant under the $\text{Perm}(k)$ action. (The $\text{Perm}(k)$ action on \mathfrak{Trans}_{k-1} is defined in Item (2) and the action on $[0, \infty)^k$ is by permutation of factors.)
- (7) If $s \geq 1$, $t \in [0, 1]$ and $(x_1, \dots, x_{k-1}) \in \mathfrak{Trans}_{k-2}$, then

$$\Psi_k(t, (x_1, \dots, x_{k-1}, s)) = (\Psi_{k-1}(t, (x_1, \dots, x_{k-1})), s).$$

Here we use the identification in Item (3) to define the left hand side.

Remark 3.11. In fact, the homeomorphism Ψ_k is a diffeomorphism with respect to some smooth structure on $[0, \infty)^k$, denoted by \mathfrak{sm}_k in [FOOO20, Condition 18.21]. We refer interested readers [FOOO20, Section 18] for a detailed discussion.

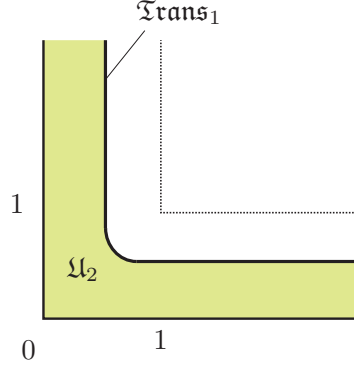

 FIGURE 3. Level sets of $\varphi_{2,\epsilon}$

The following is a slight refinement of [FOOO20, Lemma 18.22] by the addition of the convexity statement. We will make our exposition as close to that of the proof of [FOOO20, Lemma 18.22] as possible.

Lemma 3.12. For any $k \in \mathbb{Z}_+$ there exist \mathfrak{Trans}_{k-1} and Ψ_k satisfying Condition 3.10. Moreover, for each given $\delta > 0$, we may take them so that \mathfrak{U}_k contains $[0, \infty)^k \setminus [1 - \delta, \infty)^k$.

Proof. The proof is by induction. If $k = 1$, we define \mathfrak{Trans}_0 and $\Psi_1 : [0, 1] \times \{1 - \delta/2\} \rightarrow [0, \infty)$ by

$$\mathfrak{Trans}_0 = \{1 - \delta/2\}, \quad \Psi_1(t, 1 - \delta/2) = t.$$

FIGURE 4. \mathfrak{Trans}_{k-1} and \mathfrak{U}_k [FOOO20, Figure 18.3]

in which case there is nothing to prove. When $k = 2$, we define \mathfrak{Trans}_1 and

$$\Psi_2 : [0, 1] \times \mathfrak{Trans}_1 \rightarrow [0, \infty)^2$$

as follows. Conditions 3.10 (2) (3) determine \mathfrak{Trans}_1 outside $[0, 1]^2$. Conditions 3.10 (6) (7) determine Ψ_2 outside $[0, 1]^2$. We now extend \mathfrak{Trans}_1 by interpolating the two lines

$$\{(x_0, x_1) \mid x_0 = 1, x_1 \geq 1 - \delta\}, \quad \{(x_0, x_1) \mid x_1 = 1, x_0 \geq 1 - \delta\}$$

with $\delta = 2T_0\sqrt{\epsilon}$ by a *convex* smooth curve as in the figure. (See [FOOO20, Figure 18.3].) Indeed, we can take

$$\mathfrak{Trans}_1 := \tilde{S}_\epsilon + \frac{1}{\sqrt{2}}(1, 1)$$

for the \tilde{S}_ϵ defined in (3.20). Now recall the function from (3.11). We extend Ψ_2 to $[0, 1]^2$ by first considering the map

$$\tilde{\Psi}_2^\epsilon(\mathbf{y}; t) = s_0 \circ \pi_{(1,1)} \circ \tilde{s}_\epsilon(\mathbf{y}) + t(1, 1)$$

for $t \geq -\frac{1}{2}$. Then we set

$$\Psi_2(x_1, x_2) = \tilde{\Psi}_2^\epsilon \left(\frac{x_2 - x_1}{\sqrt{2}}; \frac{x_1 + x_2}{\sqrt{2}} \right).$$

This completes the construction for $k = 2$.

Now for higher $k \geq 3$, suppose we have $\mathfrak{Trans}_{k'-1}$, $\Psi_{k'}$ for $k' < k$ as the induction hypothesis. Conditions 3.10 (2) (3) determine \mathfrak{Trans}_{k-1} outside $[0, 1]^k$. Conditions 3.10 (6) (7) determine Ψ_k outside $[0, 1]^k$. It is easy to see that we can extend them to $[0, 1]^k$ and obtain \mathfrak{Trans}_{k-1} , Ψ_k . \square

Remark 3.13. Under the above construction, the map Ψ_k depends on the choice of some parameters such as ϵ , T_0 and ρ which entered in the definition of \tilde{s}_ϵ when $k = 2$. We will denote Ψ_k by Ψ_k^ϵ when we need to highlight this parameter dependence of the definition of Ψ_k .

Then we define a one parameter family of hypersurfaces

$$S_{\epsilon;k}^t := \mathfrak{Trans}_n - (t + 1/2)(1, 1, \dots, 1), \quad t \geq 0. \quad (3.22)$$

We note that $S_{\epsilon;k}^0 = \tilde{S}_\epsilon$ from (3.20) by construction, with the dimension k specified.

Finally—recalling the change of coordinates in (3.5)—we consider the change of coordinates $\Phi^{-1} : (x_0, \dots, x_k) \mapsto (\mathbf{y}; t)$ and define a function $\varphi_k^\epsilon = \tilde{s}_\epsilon \circ \Phi^{-1}|_{x_0=0}$ which has the expression

$$\varphi_k^\epsilon(x_1, \dots, x_k) = t \circ \tilde{\Psi}_k^\epsilon(x_1, \dots, x_k) \quad (3.23)$$

We consider the function on

$$\mathbf{Q}_\epsilon^k := \{(x_1, \dots, x_k) \mid \varphi_k^\epsilon(x_1, \dots, x_k) \geq 0\},$$

which is the corner-smoothing of \mathbf{Q}_+^k . (See Figure .)

Remark 3.14. By construction, we have

$$\varphi_k^\epsilon(x_1, \dots, 0, \dots, x_k) = \begin{cases} \varphi_{k-1}^\epsilon(x_1, \dots, \hat{x}_i, \dots, x_k) & \text{for } \min_i |x_i| \geq 2\sqrt{\epsilon}, x_i = 0 \\ x_1 \cdots x_k - \frac{\epsilon}{2} & \text{for } \max_i |x_i| \leq \frac{\sqrt{\epsilon}}{4} \end{cases} \quad (3.24)$$

on \mathbf{Q}_ϵ^k . In particular, when $k = 2$, we have the following explicit expression

$$\varphi_2^\epsilon(x_1, x_2) = \begin{cases} x_1 & \text{for } x_2 \geq 2T_0\sqrt{\epsilon}, x_1 \leq \frac{\sqrt{\epsilon}}{4} \\ x_2 & \text{for } x_1 \geq 2T_0\sqrt{\epsilon}, x_2 \leq \frac{\sqrt{\epsilon}}{4} \\ x_1x_2 - \frac{\epsilon}{2} & \text{for } \frac{\sqrt{\epsilon}}{4} < x_1, x_2 \leq 2\sqrt{\epsilon} \end{cases} \quad (3.25)$$

and on the level set $(\varphi_2^\epsilon)^{-1}(0)$, we have

$$x_1x_2 = \frac{\epsilon}{2}$$

when $\frac{\sqrt{\epsilon}}{4} < x_1, x_2 \leq 2\sqrt{\epsilon}$.

We will use the following property of φ_2 later which enters in the proof of Lemma 8.15.

Lemma 3.15. Let $\epsilon > 0$ be sufficiently small and then choose T_0 so that

$$\frac{5\epsilon_0}{4} \leq 2T_0\sqrt{\epsilon} \leq \frac{3\epsilon_0}{2}. \quad (3.26)$$

Then we can choose the function $\varphi := \varphi_2^\epsilon$ such that it satisfies (3.25) and

$$x_2 \frac{\partial \varphi}{\partial x_2}(x_1, x_2) \geq x_1 \frac{\partial \varphi}{\partial x_1}(x_1, x_2) \quad (3.27)$$

on the region

$$B_{\epsilon, \epsilon_0} := \left\{ (x_1, x_2) \mid 0 < x_2 \leq 2\sqrt{\epsilon}, \frac{\sqrt{\epsilon}}{4} \leq x_1 \leq \frac{\epsilon_0}{2} \right\}. \quad (3.28)$$

Proof. We will check the inequality on each level set

$$\varphi(x_1, x_2) = c$$

of the box B_{ϵ, ϵ_0} for $0 \leq c \leq 2\sqrt{\epsilon}$. On each level set, we have the slope of the tangent line of the curve at (x_1, x_2) is given by

$$\frac{dx_2}{dx_1} \Big|_{(x_1, x_2)} = - \frac{\partial \varphi}{\partial x_1}(x_1, x_2) / \frac{\partial \varphi}{\partial x_2}(x_1, x_2). \quad (3.29)$$

We start with the level $c = 0$. Let $x_2 \leq 2\sqrt{\epsilon}$. Then we have

$$x_1 \geq \frac{\sqrt{\epsilon}}{4}.$$

We divide our consideration into 3 regions of x_1 ,

$$\frac{\sqrt{\epsilon}}{4} < x_1 \leq 2\sqrt{\epsilon}, \quad x_1 \geq 2T_0\sqrt{\epsilon}, \quad 2\sqrt{\epsilon} \leq x_1 \leq 2T_0\sqrt{\epsilon}.$$

If $\frac{\sqrt{\epsilon}}{4} < x_1 \leq 2\sqrt{\epsilon}$, we have

$$x_2 \frac{\partial \varphi}{\partial x_2}(x_1, x_2) = x_1 \frac{\partial \varphi}{\partial x_1}(x_1, x_2)$$

from the third line of (3.25). If $x_1 \geq 2T_0\sqrt{\epsilon}$, we have

$$x_2 \frac{\partial \varphi}{\partial x_2}(x_1, x_2) = x_2, \quad x_1 \frac{\partial \varphi}{\partial x_1}(x_1, x_2) = 0.$$

Finally we consider the region $2\sqrt{\epsilon} \leq x_1 \leq 2T_0\sqrt{\epsilon}$. Using the slope formula (3.29), we estimate the quotient

$$x_2 \frac{\partial \varphi}{\partial x_2} / x_1 \frac{\partial \varphi}{\partial x_1}.$$

Staring at Figure 3, we see that the linear approximation of the level set $\varphi = 0$ is given by the graph $x_2 = \zeta_0(x_1)$ of the function defined by

$$\zeta_0(x_1) := \frac{1}{4\sqrt{2}(T_0 - 1)}(2T_0\sqrt{\epsilon} - x_1) \quad (3.30)$$

for $2\sqrt{\epsilon} \leq x_1 \leq 2T_0\sqrt{\epsilon}$ which passes through two end points

$$(2\sqrt{\epsilon}, \sqrt{\epsilon}/4), \quad (2T_0\sqrt{\epsilon}, 0).$$

Therefore we have

$$\begin{aligned} x_2 \frac{\partial \varphi}{\partial x_2} / x_1 \frac{\partial \varphi}{\partial x_1} &\sim \frac{2T_0\sqrt{\epsilon} - x_1}{4\sqrt{2}(T_0 - 1)x_1} \times 4\sqrt{2}(T_0 - 1) \\ &= \frac{2T_0\sqrt{\epsilon} - x_1}{x_1} = \frac{2T_0\sqrt{\epsilon}}{x_1} - 1. \end{aligned}$$

We have

$$\frac{2T_0\sqrt{\epsilon}}{x_1} - 1 > 1$$

provided $x_1 < \frac{2T_0\sqrt{\epsilon}}{2} = T_0\sqrt{\epsilon}$. Therefore we can make the level sets of φ sufficiently approximate the level sets of the function $x_2 - \zeta_0(x_1)$ so that

$$x_2 \frac{\partial \varphi}{\partial x_2} / x_1 \frac{\partial \varphi}{\partial x_1} \geq 1$$

on a slightly smaller interval

$$\frac{\sqrt{\epsilon}}{4} \leq x_1 \leq T_0\sqrt{\epsilon} - \frac{\epsilon_0}{8}.$$

This interval includes $[\sqrt{\epsilon}/4, \epsilon_0/2]$, which in particular contains the box region B_{ϵ, ϵ_0} in (3.28), because we have

$$T_0\sqrt{\epsilon} - \frac{\epsilon_0}{8} \geq \frac{\epsilon_0}{2} \quad (3.31)$$

by the requirement (3.26). This proves the inequality (3.27) on the zero-level set of φ on $[\sqrt{\epsilon}/4, \epsilon_0/2]$.

For the positive level $c > 0$, the level set $\varphi = c$ is given by translating it by the direction $c \cdot (1, 1)$. We consider the level set over the region

$$\sqrt{c} \leq x_2 \leq 2\sqrt{\epsilon} + \sqrt{c}$$

and $\frac{\sqrt{\epsilon}}{4} + \sqrt{c} \leq x_1$. By the same reason as for $c = 0$, we have

$$x_1 \frac{\partial \varphi}{\partial x_1} = x_2 \frac{\partial \varphi}{\partial x_2}$$

for $\frac{\sqrt{\epsilon}}{4} + \sqrt{c} \leq x_1 \leq 2T_0\sqrt{\epsilon} + \sqrt{c}$ and $x_1 \frac{\partial \varphi}{\partial x_1} = 0$ if $x_1 \geq 2T_0\sqrt{\epsilon} + \sqrt{c}$. Therefore we have only to examine the inequality on the region

$$2\sqrt{\epsilon} + \sqrt{c} \leq x_1 \leq 2T_0\sqrt{\epsilon} + \sqrt{c}.$$

This time the associate linear approximation of the relevant level set is given by the graph of the function

$$\zeta_c(x_1) = \frac{2T_0\sqrt{\epsilon} + \sqrt{c} - x_1}{4\sqrt{2}(T_0 - 1)} + \sqrt{c}.$$

Then we obtain

$$\frac{x_2}{x_1} \frac{1}{\frac{dx_2}{dx_1}} = \frac{2T_0\sqrt{\epsilon} + \sqrt{c}(4\sqrt{2}(T_0 - 1))}{x_1} - 1.$$

Therefore we have

$$\frac{x_2}{x_1} \frac{1}{\frac{dx_2}{dx_1}} > 1$$

if

$$\frac{\sqrt{\epsilon}}{4} + \sqrt{c} \leq x_1 < T_0\sqrt{\epsilon} + \sqrt{c}(2\sqrt{2}(T_0 - 1)).$$

Since $T_0\sqrt{\epsilon} + \sqrt{c}(2\sqrt{2}(T_0 - 1)) \geq T_0\sqrt{\epsilon}$ for all $c \geq 0$, we have finished the proof. \square

Once we have constructed this compatible smoothing, we have the following proposition whose proof is omitted which is intuitively obvious because \tilde{s}_ϵ is a smooth approximation of s_ϵ as $\epsilon \rightarrow 0$. And the functions are obviously S_k -symmetric.

Proposition 3.16. For any sufficiently large T_0 , there exists some $\epsilon > 0$ and φ^ϵ that satisfies the following for all $0 < \sqrt{\epsilon} \leq \epsilon_0$:

- (1) The restriction $\varphi^\epsilon|_{\mathbb{R}^J}$ are $S_{|J|}$ -equivariant for any subsets $J \subset \underline{n} = \{1, \dots, n\}$. Here $\mathbb{R}^J \subset \mathbb{R}^n$ is the obvious copy of $\mathbb{R}^{|J|}$ where we put $S_k = \text{Perm}(k)$.
- (2) The Hessian $\text{Hess}(\varphi^\epsilon)$ of φ^ϵ is positive semi-definite.
- (3) $\text{Hess}(\varphi^\epsilon) = 0$ for $x_i \geq 2T_0\sqrt{\epsilon}$ for some $i = 1, \dots, k$.

We denote by φ_k or φ_k^ϵ the function corresponding to the corner of codimension $1 \leq k \leq n$. More generally we introduce the set of such a symmetric convex functions φ .

Definition 3.17. A *symmetric convex smoothing function* on \mathbb{R}^k is a function $\varphi : \mathbb{R}^k \rightarrow \mathbb{R}$ satisfying the following:

- (CV1) The restriction $\varphi|_{\mathbb{R}^J}$ is $S_{|J|}$ -invariant for all subsets $J \subset \underline{n} = \{1, \dots, n\}$. Here $\mathbb{R}^J \subset \mathbb{R}^n$ is the obvious copy of $\mathbb{R}^{|J|}$.
- (CV2) $\text{Hess}(\varphi)$ is positive semi-definite everywhere.
- (CV3) $\text{Hess}(\varphi|_{\mathbb{R}^J})$ is compactly supported on \mathbb{R}^J for all subsets $J \subset \underline{n}$ for $|J| \geq 1$.

We denote the set thereof by $\mathbf{Conv}_{\text{sm}}^{S_k}(\mathbb{R}^k)$. We also consider the set of *nonsymmetric* convex smoothing function consisting of those not necessarily satisfying (CV1), which we denote by $\mathbf{Conv}_{\text{sm}}(\mathbb{R}^k)$

Proposition 3.16 shows that both sets are nonempty, which are also convex and so contractible.

For given φ , we define

$$U_{\varphi;i} = \{(x_1, \dots, x_k) \mid \varphi(x_1, \dots, x_k) = x_i\} \quad (3.32)$$

for each $i = 1, \dots, k$. (We alert readers that $U_{\varphi;i}$ is a codimension zero subset of \mathbb{R}^k by the property of the function φ that satisfies $\varphi = x_i$ near the coordinate planes of x_j with $j \neq i$ and x_i is away from 0.) For each i , we consider the rectangularpids defined by

$$C_{\varphi;\epsilon,\delta} := \{(x_1, \dots, x_k \in \mathbb{R}_+^k \mid x_i \geq \delta, 0 \leq x_j \leq \epsilon \forall j \neq i\} \quad (3.33)$$

for each pair $\epsilon, \delta > 0$ of positive constants. It follows from Definition 3.17 (CV3) that we can choose $0 < \epsilon < \delta$ so that $C_{\varphi;i;\epsilon,\delta}$ is contained in $U_{\varphi;i}$. (See Figure 3.)

The collection thereof, which we denote by $\mathcal{C}_i(\varphi)$, is a partially ordered set by inclusion. The following is obvious by the defining conditions on φ .

Lemma 3.18. The maximal element of any nonempty chain \mathcal{D} of POSET $\mathcal{C}_i(\varphi)$ is also a rectangularpid $C_{\varphi;\epsilon',\delta'}$ for some $0 < \epsilon' \leq \delta' < \infty$.

Definition 3.19 (Width and Height of φ). Let $\varphi \in \mathbf{Conv}_{\text{sm}}^{S_k}(\mathbb{R}^k)$.

- (1) For given i and a chain \mathcal{D}_i of $\mathcal{C}_i(\varphi)$, we define the i -th *height*, denoted by $\text{ht}(\varphi, i; \mathcal{D}_i)$, to be the δ' , and the i -th *width*, denoted by $\text{wd}(\varphi, i; \mathcal{D}_i)$, to be the ϵ' appearing in the above lemma. Denote by \mathcal{D} the symmetric collection consisting of \mathcal{D}_i for $i = 1, \dots, k$.
- (2) Choose the symmetric collection \mathcal{D} above so that \mathcal{D}_i 's are pairwise disjoint for $i = 1, \dots, k$. We define a *height* of φ , denoted by $\text{ht}(\varphi; \mathcal{D})$, to be

$$\text{ht}(\varphi; \mathcal{D}) := \text{ht}(\varphi, i; \mathcal{D}_i)$$

for a (and so any) choice $i = 1, \dots, k$. We define the width $\text{wd}(\varphi; \mathcal{D})$ by the same way.

Thanks to the symmetry of φ , $\text{ht}(\varphi; \mathcal{D})$ is well-defined independent of i 's. Since we will just need one choice of such a collection \mathcal{D} for our purpose, we will omit the dependence on \mathcal{D} from the notations of

$$\text{ht}(\varphi; \mathcal{D}) =: \text{ht}(\varphi), \quad \text{wd}(\varphi; \mathcal{D}) =: \text{wd}(\varphi).$$

By definition, we have

$$\varphi(x_1, \dots, x_k) = x_i \quad \text{when } x_i \geq \text{ht}(\varphi), \text{ and } 0 \leq x_j \leq \text{wd}(\varphi) \text{ for } j \neq i \quad (3.34)$$

for any given φ . The following is also obvious from definition.

Corollary 3.20. (1) For any compact collection of $\mathcal{D} \subset \mathbf{Conv}_{\text{sm}}^{S_k}(\mathbb{R}_+^k)$,

$$0 < \inf_{\varphi \in \mathcal{D}} \text{wd}(\varphi) < \sup_{\varphi \in \mathcal{D}} \text{ht}(\varphi) < \infty.$$

- (2) By letting $\text{wd}(\varphi)$ as small as we want, we can make $\text{ht}(\varphi)/\text{wd}(\varphi)$ as large as we want.
- (3) $d\varphi(x_1, \dots, x_k) = 0$ if and only if $(x_1, \dots, x_k) = 0$.

Example 3.21 (Width and height of the model). By definition, we have

$$\text{wd}(\varphi_{k+1}^\epsilon) = \frac{\sqrt{\epsilon}}{4}, \quad \text{ht}(\varphi_{k+1}^\epsilon) = 2T_0\sqrt{\epsilon}, \quad \text{ht}(\varphi)/\text{wd}(\varphi) = 8T_0$$

for those $\varphi = \varphi_{k+1}^\epsilon$ explicitly constructed in Proposition 3.16.

Remark 3.22. Even when φ is not symmetric, we can define the width and the height $\text{wd}(\varphi)$ and $\text{ht}(\varphi)$ as follows. Lemma 3.18 still enables us to define $\text{wd}(\varphi; i, \mathcal{D}_i)$ (resp. $\text{ht}(\varphi; i, \mathcal{D}_i)$). Then consider a (nonsymmetric) collection $\mathcal{D} = \{\mathcal{D}_i\}$ which are still mutually disjoint. Then we define

$$\begin{aligned}\text{wd}(\varphi; \mathcal{D}) &:= \min_{i=1, \dots, k} \text{wd}(\varphi; i, \mathcal{D}_i) \\ \text{ht}(\varphi; \mathcal{D}) &:= \max_{i=1, \dots, k} \text{ht}(\varphi; i, \mathcal{D}_i).\end{aligned}$$

Again we only need one such choice \mathcal{D} , we will omit \mathcal{D} from their notations.

4. END-PROFILE FUNCTIONS \mathfrak{s}_φ OF LIOUVILLE SECTORS

4.1. Smoothing of the ceiling corner of Liouville sector. Let M be a Liouville sector without corners. We fix a smoothing profile (Condition 4.5), so that we in particular have:

- a radial coordinate s as in (2.6) (giving rise to a contact-type hypersurface $S_0 \subset M$),
- a convex smoothing function φ for ∂M , and
- Splitting data $(F, \{(R_i, I_i)_{i=1}^k\})$ for every sectorial corner C_δ of codimension k .

We remark that M may carry more than one sectorial corners, and of varying codimensions, so we may need to handle smoothing of the ceilings of various sectorial corners separately. We focus on one of the corners now and henceforth, unless otherwise mentioned.

Proposition 4.1. Fix an eccentricity α with $0 < \alpha \leq 1$. Let $N_0 = N_0(\alpha) > 0$ be a constant such that Z is tangent to $\partial M \cap \{|I| \geq N_0\}$. Consider the projection $\pi_{T^*\mathbb{C}}$ and π_{T^*F} with respect to the splitting $T^*M \cong T^*\mathbb{C} \oplus T^*F$. Then we can choose the contact-type hypersurface S_0 so that the following hold:

(1)

$$S_0 \cap \text{Nbhd}_{\frac{3\epsilon_0}{2}}(\partial M) = |I|^{-1}([N_0, \infty)) \cap \text{Nbhd}_{\frac{3\epsilon_0}{2}}(\partial M).$$

(2) We may choose s so that $e^s = |I|^{1/\alpha}$ on

$$|I|^{-1}([N_0, \infty)) \cap \text{Nbhd}_{\frac{3\epsilon_0}{2}}(\partial M).$$

In particular

$$ds = \pm \frac{dI}{\alpha I} = \pm \pi_{\mathbb{C}}^* \left(\frac{dy}{\alpha y} \right). \quad (4.1)$$

(3) The Liouville one-form λ is projectible on $|I|^{-1}([N_0, \infty)) \cap \text{Nbhd}_{\frac{3\epsilon_0}{2}}(\partial M)$ under the projection $\pi_{T^*\mathbb{C}}$, and satisfies

$$\pi_{T^*\mathbb{C}}(\lambda) = \lambda_{\mathbb{C}} = (1 - \alpha)xdy - \alpha ydx.$$

Proof. For the simplicity of exposition, we consider the region where $I > 0$. (The same consideration applies to the region where $I < 0$.)

To achieve the first statement, we have only to recall $Z[I] = \alpha I$ with $\alpha > 0$ and hence

$$Z[s] = Z[(\log I)/\alpha] = 1.$$

In particular Z is transversal to the level sets $I^{-1}(c)$ of I for any $c \neq 0$. Therefore we can choose a contact-type hypersurface S_0 of the form

$$S_0 := I^{-1}(N_0)$$

for a sufficiently large N_0 so that the Liouville flow on M induces a Liouville diffeomorphism

$$I^{-1}([N_0, \infty)) \cong S_0 \times [0, \infty)$$

which induces the decomposition

$$M \cong W \cup S_0 \times [0, \infty)$$

so that the associated radial coordinate s satisfies the equality. $e^s = I^{1/\alpha}$.

For the second statement, we recall that when Z is tangent to ∂M , X_f satisfies $d\pi_{\mathbb{C}}(X_f) = 0$ and hence is tangent to the foliation \mathcal{F} . (See Proposition 2.3.) Therefore the flow of X_f preserves the splitting $TM = TF \oplus T\mathbb{C}$. Then using the formula

$$Z = Z_F \oplus Z_{\mathbb{C}} - X_f$$

given in (2.4), we derive

$$d\pi_{\mathbb{C}}(Z) = Z_{\mathbb{C}}|_{(x,y)=(R,I)} = (1 - \alpha)R \frac{\partial}{\partial x} + \alpha I \frac{\partial}{\partial y} \quad (4.2)$$

when I is sufficiently large. (See Proposition 2.3.) This implies

$$\lambda_{\mathbb{C}}(\xi) = d\lambda_{\mathbb{C}}(Z_{\mathbb{C}}, \xi) = d\lambda_{\mathbb{C}}(d\pi_{\mathbb{C}}(Z), \xi)$$

for all $\xi \in T\mathbb{C}$ and $Y \in TF$ on S_0 , where for the first equality we use the definition that $Z_{\mathbb{C}}$ is the Liouville vector field of the Liouville form $\lambda_{\mathbb{C}}$.

On the other hand, we directly compute

$$\begin{aligned} \pi_{T^*\mathbb{C}}(\lambda)(\xi) &= \lambda(0 \oplus \xi) = d\lambda(Z, 0 \oplus \xi) \\ &= d(\pi_F^* \lambda_F + \pi_{\mathbb{C}}^* \lambda_{\mathbb{C}} + df)(Z, 0 \oplus \xi) = (\pi_F^* d\lambda_F + \pi_{\mathbb{C}}^* d\lambda_{\mathbb{C}})(Z, 0 \oplus \xi) \\ &= \pi_{\mathbb{C}}^*(d\lambda_{\mathbb{C}})(Z, 0 \oplus \xi) = d\lambda_{\mathbb{C}}(d\pi_{\mathbb{C}}(Z), \xi) \end{aligned}$$

for all $\xi \in T\mathbb{C}$. By comparing the two, we have proved that λ is projectible under the projection $\pi_{T^*\mathbb{C}}$ and its projection is given by $\pi_{T^*\mathbb{C}}(\lambda) = \lambda_{\mathbb{C}}$ on $S_0 \times [0, \infty) \cap \text{Nbhd}_{2\epsilon_0}(\partial M)$. □

4.2. Smoothing profiles. Now we take $\varphi \in \mathbf{Conb}_{sm}^{S_2}(\mathbb{R}_+^2)$ and consider the function

$$s_{1+1, \varphi} := -\log \varphi(R, e^{-s}) \quad (4.3)$$

on the union

$$(\text{Nbhd}_{2\epsilon_0}(\partial M) \setminus \partial M) \cup \text{Nbhd}_{s \geq N}(\partial_{\infty} M).$$

Recall that

$$e^{-s} = \frac{1}{|I|^{1/\alpha}} \quad \text{on } 0 \leq R \leq \frac{3\epsilon_0}{2} \quad (4.4)$$

on $s \geq N$ for $N > 0$ sufficiently large by the choice we made in Proposition 4.1. By the properties of $\varphi_{2, \epsilon}$, we have

$$s_{1+1, \varphi} = \begin{cases} -\log R (= \mu) & \text{for } e^{-s} \geq \text{ht}(\varphi), R \leq \text{wd}(\varphi) \\ s & \text{for } R \geq \text{ht}(\varphi), e^{-s} \leq \text{wd}(\varphi) \end{cases}$$

We note that both R and s are defined on the interpolating region and hence the function $s_{1+1,\varphi}$ is smooth.

Note that the level sets of this function provide the asymptotic profile of the horizon $\partial_\infty M \cup \partial M$ under the coordinate change $R \mapsto -\log R := \mu$, which will play a fundamental role in our definition of the sectorial almost complex structures.

Definition 4.2 (End-profile function $s_{1+1,\varphi}$). Let a contact-type hypersurface S_0 be given as above. For each sectorial corner C_α , We fix a splitting data $(F, (R, I))$ and a convex smoothing function $\varphi \in \mathbf{Conv}_{sm}^{S_2}(\mathbb{R}_+^2)$ satisfying

$$\epsilon_0 \leq \text{ht}(\varphi) < \frac{3}{2}\epsilon_0$$

so that their union defines a smoothing function by a partition of unity. We denote this glued function by

$$\mathfrak{s}_\varphi$$

and call an *end profile function* of M .

We consider the function \mathfrak{s}_φ on a neighborhood $\partial_\infty M \cup \partial M$,

$$\text{Nbhd}_{s \geq N}(\partial_\infty M) \cup \text{Nbhd}_{2\epsilon_0}(\partial M) \quad (4.5)$$

for varying N over $N \geq 0$.

Lemma 4.3. Let $\varphi = \varphi_{2,\epsilon} \in \mathbf{Conv}_{sm}^{S_2}(\mathbb{R}_+^2)$ with $\text{wd}(\phi) \ll \epsilon_0$ be as given before, and consider the end-profile function \mathfrak{s}_φ associated to φ . Then each level set $(\mathfrak{s}_\varphi)^{-1}(r) \cap \mu^{-1}((-\infty, K])$ is a smooth compact hypersurface for each $r > 0$ and $K \geq -\log(2\epsilon_0)$.

Proof. At each sectorial corner C_α , we compute the differential of its associated end-profile function $s_{1+1,\varphi}$. We have

$$\pi_{T^*\mathbb{C}}(ds) = \frac{1}{\alpha I} dy$$

by (4.1). Therefore we compute and

$$\begin{aligned} \pi_{T^*\mathbb{C}}(ds_{1+1,\varphi}) &= -\frac{\pi_{T^*\mathbb{C}}(d\varphi)}{\varphi} = \frac{1}{\varphi} \left(-\frac{\partial\varphi}{\partial x} dx + \frac{\partial\varphi}{\partial y} \pi_{T^*\mathbb{C}}(ds) \right) \\ &= \frac{1}{\varphi} \left(-\frac{\partial\varphi}{\partial x} dx + \frac{\partial\varphi}{\partial y} \frac{1}{\alpha I} dy \right) \end{aligned} \quad (4.6)$$

with $\frac{\partial\varphi}{\partial x}$ and $\frac{\partial\varphi}{\partial y}$ evaluated at (R, e^{-s}) . Since $\frac{\partial\varphi}{\partial y}(R, e^{-s})\frac{1}{\alpha I} \neq 0$ on the interested in the region, this vector is also nowhere vanishing. In particular $ds_{1+1,\varphi}$ is nowhere vanishing which proves smoothness of $s_{1+1,\varphi}^{-1}(r)$ by the regular value theorem. The other compactness statement is obvious by definition. \square

Remark 4.4. (1) As mentioned in the introduction, the hypersurfaces $\mathfrak{s}_\varphi^{-1}(r)$ may not be of contact-type but a neighborhood

$$\text{Nbhd}(\partial_\infty M \cup \partial M)$$

is exhausted by them by construction for sufficiently large r 's, which will be sufficient for our purpose. We suspect that using the non-contact type hypersurfaces may be inevitable to make the almost complex structure amenable to the application of maximum principle in both directions of $\partial_\infty M$ and ∂M of the Liouville sector M . (See Remark 1.7 (3).)

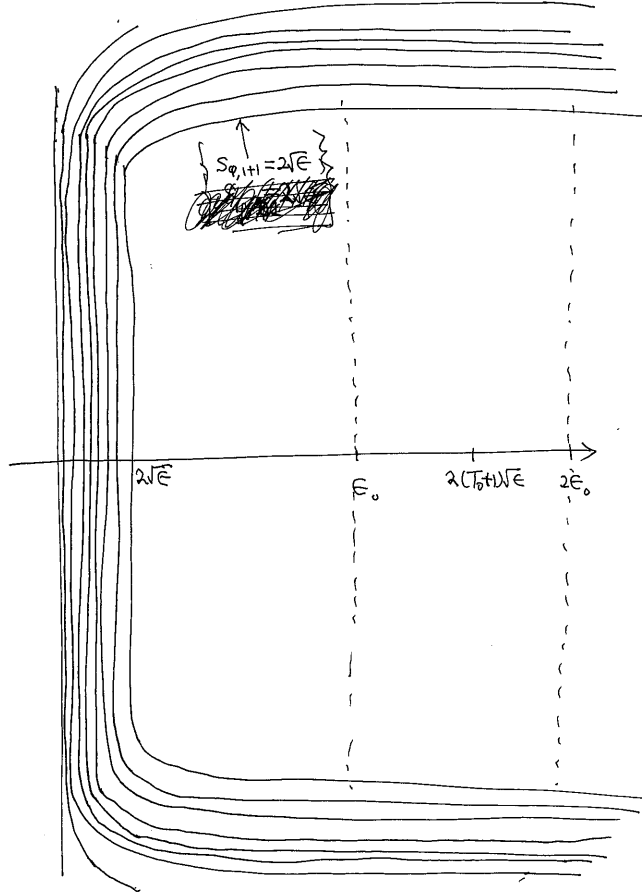


FIGURE 5. Foliation by an exhaustion function

- (2) It is more natural to regard the above exhausting foliation as the smoothing of the ceiling corner of the compact sectorial domain

$$W = M \setminus (S_0 \times [0, \infty))$$

or the ideal completion \overline{M} . (See Appendix B.) The coordinate change $s \mapsto e^{-s}$ or $s \mapsto e^{N-s}$ by translating the radial coordinates reflects this point of view, which is also related to the coordinate change

$$(R, I) \mapsto (-\log R, I) =: (\mu, \nu)$$

we will use in the next section. (See Figure 5.)

4.3. The case with corners. We can also apply the above definition of $s_{1+1,\varphi}$ to $s_{k+1,\varphi}$ for the case of Liouville sectors with corners which is now in order.

Recall from Definition 2.13 that ∂M is a union of a collection of cleanly intersecting hypersurfaces $H_1, \dots, H_k \subset M$ (cylindrical at infinity) near each sectorial corner of ∂M of codimension k for some k . We now focus on a corner with the codimension $1 < k < n$ with $n = \frac{1}{2} \dim M$ since remaining cases are easier. Recall from Lemma 2.12 that $\{R_i, I_i\}_{i=1}^k$ form a canonical coordinates near the corner over the subset

$$\bigcap_{i=1}^k \{I_i = 0\} \cong F \times [0, \infty)^k$$

and $H_i = \{R_i = 0\}_{i=1}^k$. As before, we make the coordinate changes

$$\mu_i = -\log R_i, \quad \nu_i = I_i$$

as in (8.3) and write $\mu = (\mu_1, \dots, \mu_k)$ and $\nu = (\nu_1, \dots, \nu_k)$. Then we consider the version of barrier functions that incorporates the mixture of the ceiling corner and sectorial corners. By choosing a splitting data $(F, \{R_i, I_i\}_{i=1}^k)$ with eccentricity $0 < \alpha < 1$, we have a splitting

$$\text{Nbhd}^Z \left(\bigcap_{j=1}^k \text{Nbhd}_\epsilon(H_{i_k}) \right) \cong F \times T^*\mathbb{R}_+^k$$

of a neighborhood of the intersection $\bigcap_{j=1}^k \text{Nbhd}_\epsilon(H_{i_k})$.

As before we fix a contact-type hypersurface $S \subset M$ so that and a Liouville embedding $S \times [0, \infty) \hookrightarrow M$ and let $s = s_{S_0}$ be the associated radial function. Next, for each given $\varphi_k \in \mathbf{Conv}_{\text{sm}}(\mathbb{R}^k)$ we consider the function

$$s_{k+1,\varphi} = -\log \varphi_{k+1}(R_1, \dots, R_k, e^{-s}) \quad (4.7)$$

in the same way as in Subsection 4.1.

From now on, we will not further mention the possibility that there may be more than one component of the sectorial corner, since there will be no essential differences in its exposition from the case of one sectorial corner except notational complexity added.

The following premises will be put for the definitions of all the sectorial things we introduce in the rest of the paper.

Condition 4.5 (Smoothing profile). • We fix a contact-type hypersurface $S_0 \subset M$ and the associated decomposition

$$M = W \cup_{\partial W} (S_0 \times [0, \infty)),$$

and the associated radial function $s = s_{S_0}$ on $S_0 \times [0, \infty)$, where W is a compact Liouville domain with boundary $\partial W = S_0$.

At each sectorial corner C_δ of $\text{Nbhd}(\partial_\infty M \cup \partial M)$, we fix the following data:

- a splitting data $(F_\delta, \{(R_{\delta,i}, I_{\delta,i})\})$ with $F_\delta = (R_\delta, I_\delta)^{-1}(0, 0)$ with $R_\delta = (R_{\delta,1}, \dots, R_{\delta,k})$ and similarly for I_δ .
- convex smoothing function

$$\varphi_\delta = \varphi_{k_\delta+1} \in \mathbf{Conv}_{\text{sm}}(\mathbb{R}^{k_\delta+1}).$$

and its associated end-profile function

$$s_{k_\delta+1, \varphi} : \text{Nbhd}(C_\delta) \rightarrow \mathbb{R}.$$

We glue the above end-profile functions of the corners by a partition of unity and denote by

$$\mathfrak{s}_\varphi, \quad \varphi := \{\varphi_\delta\}$$

the resulting function, which we call an *end-profile function* of the full boundary of \overline{M} , $DM = \partial_\infty M \cup \partial M$.

We have a natural diffeomorphism between $\partial_\infty M$ and the level set

$$s^{-1}(N) =: \partial_N M \cong S_0$$

for any $N \geq 0$, which is induced by the Liouville flow.

Remark 4.6. It is shown in [Oh21] that a choice of section for the leaf space fibration $\pi : \partial M \rightarrow \mathcal{N}_{\partial M}$ canonically induces a splitting

$$\text{Nbhd}(\partial M) = F \times \mathbb{C}_{\text{Re}^k \geq 0}, \quad \omega = \pi_F^* \omega_F + \sum_{i=1}^k dR_i \wedge dI_i$$

via a natural \mathbb{R}^k -equivariant symplectic diffeomorphism.

5. INTRINSIC GEOMETRY OF END-PROFILE FUNCTIONS AND SPLITTING DATA

In this section, we explain intrinsic geometry of end-profile functions and the splitting data laid out in [Oh21] which provide some intrinsic meaning and perspective with the constructions of sectorial Floer package we perform in Part II which much uses coordinate calculations.

We start with the splitting data for the Liouville sectors with corners. In [Oh21], in the course of providing an intrinsic characterization of Liouville sectors with corners, the present author considers *clean coisotropic collection*

$$\{H_1, \dots, H_k\}$$

of hypersurfaces, and the natural projections

$$\pi_{H_i} : H_i \rightarrow \mathcal{N}_{H_i}$$

to the space of leaves of the characteristic foliation of H_i . It is shown that at each sectorial corner

$$C_\delta = H_1 \cap H_2 \cap \dots \cap H_k$$

associated to the collection $\{H_1, \dots, H_k\}$, a choice of smooth sections

$$\{\sigma_1, \dots, \sigma_k\}$$

with $\sigma_i : \mathcal{N}_{H_i} \rightarrow H_i$ of the fibration $\pi_{H_i} : H_i \rightarrow \mathcal{N}_{H_i}$, induces a free \mathbb{R}^k -action on C_δ which simultaneously linearizes the characteristic flows of H_i which leads to the collections of functions $\{R_1, \dots, R_k\}$ as the *action variables* in the integrable systems.

Then the \mathbb{R}^k -action is canonically extended to a neighborhood $\text{Nbhd}(C_\delta) \subset M$ using Gotay's coisotropic embedding theorem [Got82] of presymplectic manifolds (H_i, ω_{H_i}) where $\omega_{H_i} = (d\lambda)|_{H_i}$. Its moment map

$$\phi_G : \text{Nbhd}(C_\delta) \rightarrow \mathfrak{g}^* \cong \mathbb{R}^k$$

for the action of the group $G = \mathbb{R}^k$ is precisely the map

$$\phi_G = (R_1, \dots, R_k) : \text{Nbhd}(C_\delta) \rightarrow \mathbb{R}^k$$

where the functions R_i are the Hamiltonian of the vector field $\tilde{\mathbf{e}}_i$ associated to the basis element $\mathbf{e}_i \in \mathfrak{g}$, i.e.,

$$dR_i = \tilde{\mathbf{e}}_i \lrcorner \omega$$

for $i = 1, \dots, k$, with the normalization $R_i|_{H_i} = 0$ for each i . Then the condition that the Liouville vector field of M is outward pointing and the equation $\{R_i, I_j\} = \delta_{ij}$ implies $R_i \geq 0$ for all i on a neighborhood $\text{Nbhd}(C_\delta)$ and hence the codomain of ϕ_G is indeed \mathbb{R}_+^k . This not only provides a canonical splitting data $\{(R_i, I_i)\}$ in the description of neighborhood structure of ∂M given in [GPS18], but also provides a collaring, or a coordinate chart, of the corner.

Then the functions

$$s_{k+1, \varphi} = \varphi_{k+1}(R_1, \dots, R_k, e^{-s})$$

comprising the end profile function \mathfrak{s}_φ , can be replaced by

$$s_{k+1, \varphi} = \varphi_2(s_{k, \varphi}, e^{-s})$$

instead by breaking the symmetry from the direction of the ceiling $\partial_\infty M$ but keeping those of sectorial corners. Here the function $s_{k, \varphi}$ can be written as

$$s_{k, \varphi} = -\log \varphi_k \circ \phi_G.$$

Here the function $\varphi_k \circ \phi_G$ smoothly approximates the sectorial corner of

$$\text{Nbhd}(\partial M) \cong F \times \mathbb{C}_{\text{Re} \geq 0}^k$$

in coordinates (R_1, \dots, R_k) . Note that both of two functions in the composition $\varphi_k \circ \phi_G$ carry natural geometric meaning: φ_k is a canonically constructed universal convex function which smoothly approximates the corner structure of \mathbb{R}_+^k , and ϕ_G is the moment map of the \mathbb{R}^m symplectic action of $\text{Nbhd}(\partial M)$ which is intrinsically defined in the coordinate free way once the collection of sections

$$\{\sigma_1, \dots, \sigma_k\}$$

which substitutes the coordinate expression

$$(R_1, \dots, R_n).$$

In this regard, the end-profile function $s_{k+1, \varphi}$ is intrinsic in that it depends only on the sectorial collection $\{H_1, \dots, H_k\}$ defining the sectorial corner C_δ , and a choice of these sections $\sigma_1, \dots, \sigma_k$. Likewise, the (global) end-profile function \mathfrak{s}_φ is intrinsic in this sense.

We would like to compare this with the λ_κ -wiggled end-profile function $\mathfrak{s}_{\varphi, \kappa}$ which will be introduced in the next section. The latter depends on an additional datum of conformally Liouville deformation of Liouville form λ associated to the cut-off function κ to be defined in the next section. This is the reason why we differentiate two types of end-profile functions \mathfrak{s}_φ and $\mathfrak{s}_{\varphi, \kappa}$ for which we maintain different notations and name differently.

6. CONFORMALLY LIOUVILLE DEFORMATION OF LIOUVILLE FORMS

Recall that we would like J to satisfy

$$-ds \circ J = \lambda \quad \text{on } \text{Nbhd}(\partial_\infty M) \setminus \text{Nbhd}(\partial_\infty M \cap \partial M),$$

and

$$-dR \circ J = \pi_F^* \lambda_F + \pi_C^* \lambda_C \quad \text{on } \text{Nbhd}(\partial M) \setminus \text{Nbhd}(\partial_\infty M \cap \partial M)$$

and to interpolate the two by considering a deformation of Liouville one-forms of the type

$$\lambda_\kappa = \lambda - d((1 - \kappa(R))f)$$

as mentioned in the introduction. Because λ_κ is changed from λ at infinity, it is not Liouville equivalent to λ which is not desirable for the study of original Liouville manifold (M, λ) . In this section, we will deform λ_κ back to λ by applying a Morer-type deformation to an isotopy of one-forms

$$t \mapsto \lambda_t := \lambda - d((1 - t\kappa(R))f). \quad (6.1)$$

We highlight two properties of this isotopy:

- (1) The perturbed term $-d((1 - t\kappa(R))f)$ is not compactly supported.
- (2) In terms of the splitting $T^*M = T^*F \oplus \text{span}_{\mathbb{R}}\{dR, dI\}$, we have

$$-d((1 - t\kappa(R))f) \left(\frac{\partial}{\partial I} \right) = 0$$

on the region $\{|I| \geq N\}$ for $N > 0$ sufficiently large. (See Proposition 2.3 (f2).)

We start with providing the precise requirement for κ we want

Definition 6.1 (Cut-off function κ). Let $\epsilon > 0$ be given and \mathfrak{s}_φ be the end-profile function of a smoothing profile of $\text{Nbhd}_{2\epsilon_0}^Z(\partial M) \cup \text{Nbhd}(\partial_\infty M)$ that satisfies

$$\frac{\sqrt{\epsilon}}{4} < \text{wd}(\varphi) < \frac{\epsilon}{8}, \quad \epsilon_0 < \text{ht}(\varphi) \leq \frac{3\epsilon_0}{2}.$$

Then we consider cut-off functions κ of the type

$$\kappa(t) = \begin{cases} 0 & \text{for } 0 < t \leq \sqrt{2}\text{wd}(\varphi) \\ 1 & \text{for } \frac{\epsilon_0}{2} \leq t \leq 2\epsilon_0. \end{cases}$$

(In particular, we have $\text{supp } \kappa' \subset \{\sqrt{\epsilon}/4 < R < \epsilon_0/2\}$.) We call κ a *deformation function* adapted to the smoothing profile.

Using this family of cut-off function, we introduce the associated deformations of the given Liouville one form λ .

Definition 6.2 (Deformed Liouville form λ_κ). Let κ be any *deformation function* adapted to the smoothing profile. We consider a deformation associated to κ of the given Liouville one form λ by

$$\lambda_\kappa := \pi_C^* \lambda_C + \pi_F^* \lambda_F + d(\kappa(R)f) (= \lambda - d((1 - \kappa(R))f)) \quad (6.2)$$

and call it a κ -*deformation* of λ .

By definition,

$$\lambda_\kappa = \begin{cases} \lambda & \text{on } \{R \geq \frac{\epsilon_0}{2}\} \\ \pi_{\mathbb{C}}^* \lambda_{\mathbb{C}} + \pi_F^* \lambda_F = \lambda - df & \text{on } \{R \leq \text{wd}(\varphi)\} \end{cases}$$

and $d\lambda_\kappa = d\lambda = \omega$ for all κ .

Proposition 6.3. Let $\omega = d\lambda (= d\lambda_\kappa)$ with λ , λ_κ and λ_t be as above. Then there exists a diffeomorphism

$$\phi_\kappa : M \rightarrow M$$

that satisfies the following:

- (1) $\phi_\kappa^*(e^{g_t} \lambda_t) = \lambda$ for some time-dependent function g_t for $0 \leq t \leq 1$, and

$$\text{supp } \phi_\kappa \subset \left\{ \frac{\sqrt{\epsilon}}{4} \leq R \leq \frac{\epsilon_0}{2} \right\}.$$

- (2) ϕ_κ is the time-one map of a time-dependent Lipschitz vector field X_t of the form $X_t = b \frac{\partial}{\partial \nu}$ in $(F, (\mu, \nu))$ coordinates.
 (3) X_t satisfies $d\pi_F(X_t) = 0 = dR(X_t)$. In particular, ϕ_κ smoothly extends to ∂M and satisfies

$$d\phi_\kappa(TF \oplus 0_{T\mathbb{C}_{\text{Re} \geq 0}})|_{(p, (x, y))} \subset (TF \oplus 0_{T\mathbb{C}_{\text{Re} \geq 0}})|_{\phi_\kappa(p, (x, y))}. \quad (6.3)$$

In particular, it maps each leaf of \mathcal{F}_F to another.

Proof. We consider the one-parameter family of one-forms given by

$$\lambda_t = \lambda + d(t(\kappa(R) - 1)f)$$

so that $\lambda_0 = \lambda$ and $\lambda_1 = \lambda_\kappa$. Then we will construct a diffeomorphism ϕ_κ by consider t -dependent family of the equation

$$\phi_t^*(e^{g_t} \lambda_t) = \lambda_0 \quad (6.4)$$

as usual in Moser's deformation method for a choice of a smooth family g_t of functions starting from $\phi_0 = id$, $g_0 = 0$.

Assuming the existence of such ϕ_t and g_t , we examine its defining equation (6.4) as usual. Let X_t be the generating vector field of ϕ_t . By differentiating (6.4) in t , we obtain

$$\phi_t^*(e^{g_t}) \cdot \phi_t^* \left(\frac{\partial}{\partial t} (g_t \circ \phi_t) \lambda_t + \frac{\partial \lambda_t}{\partial t} + \mathcal{L}_{X_t} \lambda_t \right) = 0.$$

By taking away $\phi_t^* e^{g_t}$ and stripping off ϕ_t^* therefrom, we get the equation

$$\frac{\partial}{\partial t} (g_t \circ \phi_t) \lambda_t + \frac{\partial \lambda_t}{\partial t} + \mathcal{L}_{X_t} \lambda_t = 0. \quad (6.5)$$

We recall

$$\frac{\partial \lambda_t}{\partial t} = d(\kappa(R)f)$$

from the definition of λ_t . We also have

$$\mathcal{L}_{X_t} \lambda_t = d(X_t \lrcorner \omega) + X_t \lrcorner \omega$$

by the Cartan's magic formula followed by the identities $d\lambda_t = d\lambda = \omega$. We set

$$h_t = \frac{\partial}{\partial t} (g_t \circ \phi_t) \quad (6.6)$$

and then (6.5) becomes

$$h_t \lambda_t + X_t \lrcorner \omega + d(\kappa(R)f + X_t \lrcorner \lambda_t) = 0.$$

Therefore we split (6.5) into

$$\kappa(R) f + X_t \lrcorner \lambda_t = 0, \quad (6.7)$$

$$h_t \lambda_t + X_t \lrcorner \omega = 0. \quad (6.8)$$

and separately solve this equation in order by first solving (6.7) and then (6.8). Once the first is solved, the second equation will uniquely determine h_t by nondegeneracy of ω and then g_t by setting $g_0 = 0$ as the initial condition.

Therefore it remains to solve the equation (6.7). We will find a good solution X_t for the algebraic equation

$$X_t \lrcorner \lambda = -\kappa(R) f \quad (6.9)$$

which would enable us to find a solution of the ODE $\dot{x} = X_t(x)$ which would do our purpose of proving the proposition.

For this purpose, we recall by the choice of g_t above, we have

$$\text{supp } \kappa(R) f \subset \{R \geq \text{wd}(\varphi)\}.$$

We express X_t

$$X_t = X_t^F + a \frac{\partial}{\partial \mu} + b \frac{\partial}{\partial \nu}$$

in terms of the splitting $TM = TF \oplus \text{span}_{\mathbb{R}} \left\{ \frac{\partial}{\partial \mu}, \frac{\partial}{\partial \nu} \right\}$ and will find a suitable solution X_t^F , a , b for some vector field $X_t^F \in TF$ and coefficient functions a , b . We recall $R = e^{-\mu}$, $\nu = I$ and decompose

$$\begin{aligned} \lambda_t &= \pi_F^* \lambda_F + \pi_{\mathbb{C}}^* \lambda_{\mathbb{C}} + d((1 - t\kappa(R))f) \\ &= \pi_F^* \lambda_F + (1 - t\kappa(R))df + (\pi_{\mathbb{C}}^* \lambda_{\mathbb{C}} - \kappa'(R)f dR) \\ &= (\pi_F^* \lambda_F + (1 - t\kappa(R))df) + (\pi_{\mathbb{C}}^* \lambda_{\mathbb{C}} + \kappa'(e^{-\mu})f e^{-\mu} d\mu) \end{aligned}$$

into the F -component and the \mathbb{C} -component. Therefore we have

$$X_t \lrcorner \lambda_t = (\lambda_F + (1 - t\kappa(R))df)(X_t^F) + a(\alpha\nu + \kappa'(e^{-\mu})e^{-\mu}f) - b(1 - \alpha)e^{-\mu}.$$

Then (6.9) becomes the equation

$$(\lambda_F + (1 - t\kappa(R))df)(X_t^F) + a(\alpha\nu - \kappa'(e^{-\mu})e^{-\mu}f) - b(1 - \alpha)e^{-\mu} = -\kappa(e^{-\mu})f.$$

Motivated by this, we put the requirement

$$X_t^F \equiv 0, \quad a = 0, \quad b = \frac{\kappa(e^{-\mu})f}{(1 - \alpha)e^{-\mu}}$$

so that

$$X_t = \frac{\kappa(e^{-\mu})f}{(1 - \alpha)e^{-\mu}} \frac{\partial}{\partial \nu} = \frac{\kappa(R)f}{(1 - \alpha)R} \frac{\partial}{\partial I}.$$

Then it follow from definition that

- X_t is supported and is bounded on

$$\{(x, \mu, \nu) \mid R \geq \text{wd}(\varphi)\}$$

since κ is so: This is because we have

$$0 \leq \frac{\kappa(R)}{R} \leq \frac{1}{\text{wd}(\varphi)}$$

and $\text{supp } f \subset F_0$ for a compact $F_0 \subset F$ when $|\nu| > N$.

- X_t is globally Lipschitz on $\text{Nbhd}(\partial_{\infty}M \cup \partial M)$.
- Since X_t is multiple of $\frac{\partial}{\partial \nu}$, $\pi_F^* \lambda_F(X_t) = 0 = dR(X_t)$.

Since X_t is Lipschitz, the flow exists for all time until it hits the boundary of a given neighborhood $\text{Nbhd}(\partial_\infty M \cup \partial M)$ of our interest. Since $X_t \equiv 0$ on $\{R \leq \text{wd}(\varphi)\}$, the flow extends to ∂M . Furthermore the flow also preserves the level of R and smoothly extends to ∂M .

Now the equation (6.8) uniquely determines h_t . Therefore the function g_t is uniquely determined by first solving the ODE $\dot{x} = X_t(x)$, $x(0) = x$ and then by integrating the defining equation of h_t

$$h_t = \frac{\partial}{\partial t}(g_t \circ \phi_t^{-1})$$

in t with the initial condition $g_0 = 0$. This completes solving the equation (6.5) for (ϕ_t, g_t) and hence (6.4). By setting $t = 1$, we have found $(\phi, g) = (\phi_1, g_1)$ that satisfies

$$\phi^*(e^g \lambda_\kappa) = \lambda.$$

This finishes the proof. □

Part 2. Sectorial Floer data and the maximum principle

Let us recall that it is common to endow a Liouville manifold with an almost-complex structure J of *contact type* for which we have the equation

$$-d(d(s \circ v) \circ j) = v^* d\lambda. \quad (6.10)$$

This enables one to prove C^0 estimate via the maximum principle as follows:

- First of all, the equation implies subharmonicity $\Delta(s \circ v) \geq 0$ of the function $s \circ v$ so that the maximum principle applies.
- If a Lagrangian L satisfies the property that $L \cap s^{-1}(s_0)$ is *Legendrian* for all $s_0 \in \mathbb{R}$ large enough, which always holds for cylindrical (i.e., Z -invariant) Lagrangians, then the strong maximum principle also applies to $s \circ v$.

In general such an identity fails to hold for almost complex structures that are not of contact type—for example, the cylindrical-at-infinity almost complex structures used in [GPS17]. In particular, one cannot easily apply the maximum principle type arguments, if possible at all. This is the reason why [GPS17] uses monotonicity arguments in their C^0 -estimates, and utilized the class of *dissipative Hamiltonians* to establish C^0 estimates in defining symplectic cohomology for sectors.

In this part, we will introduce the notion of λ -sectorial almost complex structures, which exist in abundance and allow for maximum principle arguments. Then we introduce the sectorial Floer package by identifying the classes of Hamiltonians and of Lagrangian submanifolds which correctly pair with the λ -sectorial almost complex structures.

7. SET-UP FOR THE MAXIMUM PRINCIPLE

We start with a well-known definition in several complex variables (and its almost-complex version). (See [CE], for example.)

Definition 7.1. Let (M, J) be an almost complex manifold.

- (1) We call a function $\psi : M \rightarrow \mathbb{R}$ *J-convex* (resp. weakly *J-convex*) if the Levi-form

$$-d(d\psi \circ J)$$

is positive definite (resp. positive semi-definite.) When ψ is an exhaustion function of $\text{Int } M$ in addition, we call it a *J-convex exhaustion function*.

- (2) We also call such a pair (ψ, J) a *pseudoconvex pair*.

Such a function is more commonly called a plurisubharmonic (resp. weakly plurisubharmonic) function in several complex variable theory.

We recall some general definitions of quantitative measure of J -pinching.

Definition 7.2. Let M be given a Riemannian metric g and denote by $S(TM)$ the unit disc bundle of TM . Let U be a neighborhood of ∂M . Consider an almost complex structure J and a two-form η on U . We define

$$[\eta]_{(J;U)} := \inf\{\eta(v, Jv) \mid v \in S_x(T\partial M), x \in U\}$$

and call it the *J-pinching lower bound* of η on $U \supset \partial M$.

Remark 7.3. We always assume that the metric is of bounded geometry, i.e., that it has bounded curvature and its injectivity radius $\text{inj}(g) \geq \delta$ for some $\delta > 0$. If J is tame with respect to ω on U , it is easy to see that $[\omega]_{(J;U)} > 0$.

Remark 7.4. A similar notion was considered in [CE] to provide a quantitative measurement of pseudo-convexity for the Levi form when the Levi form is J -positive. In our case, we apply the notion to an arbitrary 2-form.

Applying Definition 7.1 to $-\psi = \log \varphi$, we write the standard notion of pseudoconvex boundary in several complex variable theory as follows.

Definition 7.5 (Pseudoconvex-type boundary). Let (M, J) be an almost complex manifold with boundary ∂M . We say an almost complex structure J on M is of ∂M -pseudoconvex type if there exists a function $\varphi : M \rightarrow \mathbb{R}$ such that

- $\partial M = \varphi^{-1}(0)$ and $\varphi > 0$ on $\text{Nbhd}(\partial M) \setminus \partial M$.
- There is a constant ϵ_0 such that

$$[d(d(\log \varphi \circ J))]_{(J; U_{\epsilon_0})} \geq 0 \quad (7.1)$$

where

$$U_{\epsilon_0} = \{0 < \varphi \leq \epsilon_0\}.$$

(I.e., $-\log \varphi$ is weakly J -convex on U_{ϵ_0} .)

When (7.1) is replaced by the pinching condition

$$[d(\log \varphi \circ J)]_{(J; U_{\epsilon_0})} \geq C$$

for some constant $C \in \mathbb{R}$, we call such ∂M J -pinched below and C the J -pinching lower bound.

Remark 7.6. When J is given, the existence of φ depends only on the germ of the neighborhoods of ∂M . In fact, if $C > 0$ (resp. $C = 0$), being pinched below by C agrees with the standard notion of strong pseudoconvexity (resp. (weak) pseudoconvexity) of the boundary (relative to J).

Remark 7.7. (1) If ∂M is compact, the existence of the constant $\epsilon_0 > 0$ is automatic once there exists a ∂M -pseudoconvex type J , and is unnecessary to state as one of the defining conditions above. However, when ∂M is noncompact, the existence of a uniform size ϵ_0 is not automatic and requires some good behavior of ∂M at infinity. The Liouville sectors have this good behavior at infinity by its Z -completeness. Moreover any cylindrical complex structure in the sense of [GPS17] is of ∂M -pseudoconvex type *outside a neighborhood the corner*.

- (2) On the other hand, we will see that the sectorial almost complex structure is of ∂M -pseudoconvex type on a *full punctured neighborhood of ∂M* .

The ∂M -pseudoconvexity (or more generally ∂M -pinching) for an ω -tame almost complex structure on symplectic manifolds (M, ω) has the following consequence.

Proposition 7.8. Let (M, ω) be a symplectic manifold, possibly with corners. Equip it with an almost-complex structure J for which the Riemannian metric $g = \omega(\cdot, J\cdot)$ is complete and has bounded geometry, but is *not necessarily tame to ω* . Finally, we also assume that J is of ∂M -pseudoconvex type (Definition 7.5).

Suppose $v : \Sigma \rightarrow M$ is a J -holomorphic map. Then for the classical Laplacian Δ , and for any function $\varphi : M \rightarrow \mathbb{R}$ as in Definition 7.5, we have

$$\Delta(\log \varphi \circ v)\omega_\Sigma \geq C v^*\omega$$

for some constant $C \geq 0$. In particular, $-\log \varphi \circ v$ is a subharmonic function.

Proof. For an arbitrary function φ , we compute

$$-d(d(-\log \varphi \circ v) \circ j) = d(d(\log \varphi)Jdv) = v^*(d(d(\log \varphi)J)).$$

For any unit tangent vector $\xi \in T_z \Sigma$, we evaluate

$$v^*(d(d(\log \varphi)J))(\xi, j\xi) = d(d(\log \varphi)J)(dv(\xi), dv(j\xi)) = d(d(\log \varphi)J)(dv(\xi), Jdv(\xi)).$$

Therefore Definition 7.2 tells us

$$\begin{aligned} v^*(d(d(\log \varphi)J))(\xi, j\xi) &= d(d(\log \varphi)J)(dv(\xi), Jdv(\xi)) \\ &\geq [d(d(\log \varphi)J)]_{(J;U_\varepsilon)} |dv(\xi)|_g^2. \end{aligned}$$

We have the standard comparison inequality between two metrics of bounded geometry¹, namely g and a choice of ω -tame metric $g_{J'} = \omega(\cdot, J'\cdot)$:

$$|dv(\xi)|_g^2 \geq C' |dv(\xi)|_{g_{J'}}^2,$$

where C' depends only on g and $g_{J'}$. We also have a standard inequality

$$|dv(\xi)|_{g_{J'}}^2 \geq C''' v^* \omega(\xi, j\xi).$$

(See [Oh15, Proposition 7.2.3] for example.) By the assumption that J is of ∂M -pseudoconvex type, we may as well take φ to be a function satisfying the properties in Definition 7.5. Thus we have:

$$[d((\log \varphi) \circ J)]_{(J;U_\varepsilon)} \geq C''$$

for some constant C'' . By setting $C = C' C'' C'''$, we have finished the proof. \square

Example 7.9. For the cylindrical J in the sense of [GPS17, Section 2.10] we may take $\varphi = R$ and witness a vanishing

$$d(d(\log \varphi) \circ J) = 0$$

on a neighborhood $\text{Nbhd}^Z(\partial M)$.

The following general results are the reason why we consider the interpolation by a convex function φ .

Proposition 7.10. Let $\varphi : \mathbb{R}^k \rightarrow \mathbb{R}_+$ be any (weakly) convex function with $\frac{\partial \varphi}{\partial x_i} > 0$. Let $g_i : M \rightarrow \mathbb{R}$ be a smooth functions for $i = 1, \dots, k$. Let J be an almost complex structure J tame to a symplectic form ω of M . Then the following hold:

(1) The function

$$G := \varphi(g_1, \dots, g_k) : \mathbb{R} \rightarrow \mathbb{R}$$

satisfies

$$\begin{aligned} -d(dG \circ J) &= \sum_j \sum_i \frac{\partial^2 \varphi}{\partial x_j \partial x_i}(g_1, \dots, g_k) (dg_j \circ J) \wedge dg_i \\ &\quad - \sum_i \frac{\partial \varphi}{\partial x_i}(g_1, \dots, g_k) d(dg_i \circ J). \end{aligned} \tag{7.2}$$

(2) Assume all g_i are J -plurisubharmonic (resp. J -weakly plurisubharmonic). Then if $v : \Sigma \rightarrow M$ is J -holomorphic, then $f := G \circ v : \Sigma \rightarrow \mathbb{R}$ is J -plurisubharmonic (resp. J -weakly plurisubharmonic)

¹Recall that a Riemannian metric is said to have bounded geometry if (i) its injectivity radius is bounded away from zero, and (ii) the norms of the covariant derivatives of the curvature tensor are uniformly bounded.

Proof. We compute $dG = \sum_{i=1}^k \frac{\partial \varphi}{\partial x_i}(g_1, \dots, g_k) dg_i$ and so

$$dG \circ J = \sum_{i=1}^k \frac{\partial \varphi}{\partial x_i}(g_1, \dots, g_k) dg_i \circ J.$$

Therefore by taking the differential of this and a rearrangement, we obtain

$$-d(dG \circ J) = \sum_j \sum_i \frac{\partial^2 \varphi}{\partial x_j \partial x_i}(g_1, \dots, g_k) dg_i \circ J \wedge dg_j - \sum_i \frac{\partial \varphi}{\partial x_i}(g_1, \dots, g_k) d(dg_i \circ J)$$

which is (7.2).

For the second statement, let $v : (\Sigma, j) \rightarrow (M, J)$ be J -holomorphic. Then we compute

$$\begin{aligned} -d(d(G \circ v) \circ j) &= -d(dG \circ J) \circ dv = -v^* d(dG \circ J) \\ &= \sum_j \sum_i \frac{\partial^2 \varphi}{\partial x_j \partial x_i}(g_1(v), \dots, g_k(v)) v^*(dg_i \circ J) \wedge dg_j \\ &\quad - \sum_i \frac{\partial \varphi}{\partial x_i}(g_1(v), \dots, g_k(v)) v^* d(dg_i \circ J). \end{aligned}$$

Then the first summand is semipositive $(1, 1)$ -form (with respect to J) since the Hessian matrix $\frac{\partial^2 \varphi}{\partial x_j \partial x_i}$ is positive semidefinite while the second summand is so because $\frac{\partial \varphi}{\partial x_i} > 0$ by definition, and each g_i is assumed to be plurisubharmonic (resp. weakly plurisubharmonic) with respect to J_i , and so $-d(dg_i \circ J)$ is a positive (resp. semipositive) $(1, 1)$ -form. \square

Once \mathfrak{s}_φ is proven to be an exhaustion function on $\text{Nbhd}(\partial_\infty M \cup \partial M)$, if we find an almost complex structure J for which $(\mathfrak{s}_\varphi, J)$ becomes a pseudoconvex pair, this proposition will ensure uniform C^0 -bound for the J -holomorphic curves.

Remark 7.11. When we apply this proposition to our circumstance, one essential complication arises when we consider the interpolation

$$\varphi_{k+1}(R_1, \dots, R_k, e^{-s})$$

It is easy to define almost complex structures in a disjoint component of the sectorial corner

$$\text{Nbhd}^Z(\partial M) \setminus \text{Nbhd}(\partial_\infty M)$$

and in the ceiling corner

$$\text{Nbhd}(\partial_\infty M) \setminus \text{Nbhd}^Z(\partial M)$$

respectively on with respect to which each R_i and s are J -plurisubharmonic. An essential task then is to glue them without destroying the pseudoconvexity of the pair $(\mathfrak{s}_\varphi, J)$. Because the hypersurface $\{s^{-1}(c)\}$ (nontrivially) intersects sectorial corners at infinity and also because the collection of hypersurfaces

$$\{R_i^{-1}(c_i)\}_{i=1}^k \bigcup \{s^{-1}(c)\}$$

no longer forms a *coisotropic* collection, this gluing process is a nontrivial task. We accomplish it in the next section.

We will prove the following existence theorem in the next two sections, whose precise form will be given along the way.

Theorem 7.12. Let $(M, d\lambda)$ be a Liouville sectors with corners. Then there exists a pseudoconvex pair (ψ, J) in a neighborhood

$$\text{Nbhd}(\partial_\infty M \cup \partial M)$$

such that the function $\psi \circ u$ is also amenable to the strong maximum principle for any J -holomorphic curves with boundary condition $u(\partial\Sigma) \subset L$ with Z -invariant-at-infinity Lagrangian L .

In fact, we will see that any pair of

$(\psi, J) = (\text{wiggled end profile function, its associated } \lambda\text{-sectorial almost complex structure}),$
is one such pair.

Remark 7.13. The pair

$$(\psi, J) = (\text{end profile function, its associated sectorial almost complex structure})$$

is a pseudoconvex pair but does not satisfy the additional condition on the amenability of strong maximum principle with Z -invariant Lagrangian submanifolds. However it does for a different class of Lagrangians called *gradient-sectorial* Lagrangian submanifolds with respect to the end-profile function \mathfrak{s}_φ (see [Oh21]). This class of Lagrangians is more convenient than the Z -invariant ones for the purpose of studying the Künneth-type maps.

8. λ -SECTORIAL ALMOST COMPLEX STRUCTURES

In this section, we introduce a new class of almost complex structures which weakens the properties of both contact-type and cylindrical almost complex structures; this enables us to apply the maximum principle near both ∂M and $\partial_\infty M$ (and hence establishing Gromov compactness).

8.1. Remarks on the common choices of J . As usual, let $s : \text{Nbhd}(\partial_\infty M) \rightarrow \mathbb{R}$ be a cylindrical coordinate on M associated to a symplectization. In the literature it is common to choose an almost-complex structure J satisfying conditions (C1) and (C2) below:

- (C1) J is an extension of an almost complex structure on the contact distribution $\xi \subset \ker ds$ on each level set of s , and
- (C2) In some neighborhood of $\partial_\infty M$,

$$J(Z) = X_\theta, \quad J(X_\theta) = -Z$$

where X_θ is the Reeb vector field for the contact form α on a level set of s .

We note that J satisfies the above conditions if and only if it satisfies the following:

- (C1') In some neighborhood of $\partial_\infty M$, J is invariant under the flow of the Liouville vector field Z , and
- (C2') In some neighborhood of $\partial_\infty M$, $ds \circ J = -\lambda$.

(The equation $ds \circ J = -\lambda$ itself, without condition (C1'), is weaker than the combination of (C1) and (C2).) The above conditions allow for the use of maximum principles in proving C^0 -estimates for J -holomorphic curves.

The authors of [GPS17] instead work with J that satisfy the following:

- (i) J is cylindrical (i.e., invariant under Z near infinity), and
- (ii) The projection $\pi_{\mathbb{C}}$ is holomorphic on a neighborhood of ∂M .

This last requirement is not compatible with the requirement for J to be of contact-type in a neighborhood of the ideal boundary $\partial_\infty M$. This is one reason why *ibid.*—after requiring (i) and (ii)—must employ monotonicity arguments (as opposed to maximum principle arguments) to study pseudoholomorphic curves on the Liouville sector.

In our construction of sectorial almost complex structures we will interpolate a ‘contact type-like’ condition near $\partial_\infty M$ with suitable convexity requirements near ∂M . (See Proposition 8.14.) We will use the end-profiles function \mathfrak{s}_φ for this purpose.

Remark 8.1. It would have been enough to consider almost complex structures J for which the pair $(\mathfrak{s}_\varphi, J)$ is a pseudoconvex pair, i.e., those J for which

$$-d(d\mathfrak{s}_\varphi \circ J) \geq 0$$

if we would like to apply maximum principle arguments only for unperturbed J -holomorphic curves without boundary. All complications in the process of defining sectorial almost complex structures arise because we would like to apply the maximum principle also to *Hamiltonian-perturbed* pseudoholomorphic curves (see the proofs of Proposition 12.2 and Theorem 13.1) as well as to apply the strong maximum principle to the case *with boundary*. (See the proof of Theorem 11.3.)

Compare the simplicity of our definition of sectorial Hamiltonians (Definition 9.2) with the complexity of the definition of the dissipative Hamiltonians used in [GPS17] which are needed to achieve the confinement results via the monotonicity arguments. In our sectorial framework, such complications are subsumed in our careful geometric preparation of the description of background geometry of Liouville sectors related to smoothing of corners of the Liouville sectors leading to the definition of sectorial almost complex structures. Once these are achieved, our effort is compensated by the simplicity and naturality of the definition of λ -sectorial Hamiltonians (see Definition 9.2).

8.2. Definition of κ -sectorial almost complex structures. At the end of the day, we came up with the following definition of κ -sectorial almost complex structures as a tool for constructing the final class of almost complex structures in Subsection 8.4 that are amenable both to the maximum principle and to *the strong maximum principle for the associated pseudoholomorphic curves with the boundary condition of the Z -invariant Lagrangians*.

Given a splitting data

$$U := \text{Nbhd}(\partial M) \cong F \times \mathbb{C}_{\text{Re} \geq 0}, \quad \{(R, I)\},$$

we have two natural symplectic foliations whose associated involutive distributions are given by

$$\mathcal{D}_F := \ker d\pi_{\mathbb{C}}, \quad \mathcal{D}_{\mathbb{C}} := \ker d\pi_F,$$

respectively. They induce a split short exact sequence

$$0 \rightarrow \mathcal{D}_F \rightarrow TU \rightarrow \mathcal{D}_{\mathbb{C}} \rightarrow 0$$

on U . Its dual sequence is given by

$$0 \rightarrow \mathcal{D}_{\mathbb{C}}^\omega \rightarrow T^*M|_U \rightarrow \mathcal{D}_F^\omega \rightarrow 0$$

via the identification $T^*F \cong \mathcal{D}_{\mathbb{C}}^{\omega}$ and $T^*\mathbb{C} \cong \mathcal{D}_F^{\omega}$. We denote by \mathcal{F}_F the associated foliation whose leaves are given by

$$F \times \{(x, y)\}, \quad (x, y) \in \mathbb{C}_{\operatorname{Re} \geq 0}.$$

Using this we give the definition of κ -sectorial almost complex structures in terms of T^*M not TM which is more useful to study the pseudoconvexity of the pair (ψ, J) in general.

Definition 8.2. Let (M, λ) be a Liouville sector with boundary and corners. An ω -tame almost complex structure J on a Liouville sector is said to be κ -sectorial (with respect to the given smoothing profile) if J satisfies the following:

(J κ 1) [\mathcal{F}_F is **J-complex**] In a neighborhood of $\operatorname{Nbhd}^Z(\partial M)$ of ∂M , we require

$$J \left(T^*F \oplus 0_{\operatorname{span}\{d\mu_i, d\nu_i\}_{i=1}^k} \right) \subset T^*F \oplus 0_{\operatorname{span}\{d\mu_i, d\nu_i\}_{i=1}^k}, \quad (8.1)$$

and J restricts to an almost complex structure of contact-type on F .

(J κ 2) [$d\mathfrak{s}_{\varphi}$ is **J-dual to λ_{κ}**] In a neighborhood $\operatorname{Nbhd}^Z(\partial M) \cup \partial_{\infty}M$ of $\partial M \setminus \operatorname{Nbhd}(\partial_{\infty}M)$, we have

$$-d\mathfrak{s}_{\varphi} \circ J = \pi_F^* \lambda_F + \pi_{\mathbb{C}}^* \lambda_{\mathbb{C}} + d(\kappa(R)f)$$

for a cut-off function κ given in Definition 6.1.

Here we refer to Proposition 2.3 for the definition of f .

Note that Condition (J κ 2) implies that the pair $(\mathfrak{s}_{\varphi}, J)$ forms a pseudoconvex pair since it implies

$$-d(d\mathfrak{s}_{\varphi} \circ J) = d\lambda \geq 0$$

as a $(1, 1)$ -current. In fact, the following simple definition is used in [Oh21] for a construction of wrapped Fukaya category whose objects are *not* the Z -invariant Lagrangians but those which are invariant-at-infinity *under the gradient flow of \mathfrak{s}_{φ}* :

Definition 8.3 (Sectorial almost complex structures [Oh21]). Let (M, λ) be a Liouville sector with boundary and corners. An ω -tame almost complex structure J on a Liouville sector is said to be λ -sectorial (with respect to the given smoothing profile) if J satisfies the following:

(1) [\mathcal{F}_F is **J-complex**] In a neighborhood of $\operatorname{Nbhd}^Z(\partial M)$ of ∂M , we require

$$J \left(T^*F \oplus 0_{\operatorname{span}\{d\mu_i, d\nu_i\}_{i=1}^k} \right) \subset T^*F \oplus 0_{\operatorname{span}\{d\mu_i, d\nu_i\}_{i=1}^k}, \quad (8.2)$$

and J restricts to an almost complex structure of contact-type on F .

(2) [$(\mathfrak{s}_{\varphi}, J)$ is a **pseudoconvex pair**] In a neighborhood $\operatorname{Nbhd}^Z(\partial M) \cup \partial_{\infty}$ of $\partial M \setminus \operatorname{Nbhd}(\partial_{\infty}M)$, we have

$$-d(d\mathfrak{s}_{\varphi} \circ J) \geq 0.$$

We will not use this definition at all in the present paper since we still employ the Z -invariant Lagrangian submanifolds as objects of wrapped Fukaya category $\operatorname{Fuk}(M)$.

8.3. Existence of κ -sectorial almost complex structures.

8.3.1. *A coordinate change.* Instead of using (R, I) coordinates for the complex numbers, we will utilize coordinates $(-\log R, I)$ (which of course changes the form of both $\lambda_{\mathbb{C}}^{\alpha}$ and of $\omega_{\mathbb{C}}$). These coordinates have the intuition that approaching $R = 0$ is akin to approaching ∞ —not in the Liouville flow direction, but in the direction toward ∂M . We will later justify this intuition by showing that, for sectorial J , if any member of a continuous family of J -holomorphic curve has image constrained to the region $R > 0$, then every member of that family is so constrained. See Remark 12.3.

Notation 8.4 (μ, ν) . Let

$$\mu = -\log R, \quad \nu = I. \quad (8.3)$$

In what follows, we will describe almost-complex structures J in terms of the cotangent bundle

$$T^*(\text{Nbhd}(\partial M) \setminus \partial M) \approx T^*F \times T^*\mathbb{C}_{\text{Re}>0} = T^*F \oplus \text{span}_{\mathbb{R}}\{-dR, dI\}$$

instead of the tangent bundle $T(\text{Nbhd}(\partial M) \setminus \partial M)$.

Remark 8.5. Note that $d\mu$ and $d\nu$ are non-vanishing and linearly independent at every point of $\text{Nbhd}(\partial M) \setminus \partial M$. So in this region, we can uniquely express any co-vector γ —in particular, $d\mu \circ J$ and $d\nu \circ J$ —in the form

$$d\mu \circ J = \eta_{\mu} + a d\mu + b d\nu, \quad d\nu \circ J = \eta_{\nu} + c d\mu + d d\nu \quad (8.4)$$

for some constants a, b, c, d and $\eta_{\mu}, \eta_{\nu} \in T^*F$. The reader should later compare this to (8.7).

Remark 8.6. The factorization $F \times \mathbb{C}_{\{\text{Re} \geq 0\}}$ is crucial for the definition of sectorial almost complex structures although the equation (8.4) itself is an equation in the tangent distribution level and does not require integrability of the subbundle $TF \subset T\partial X|_F$ into a submanifold F . See Definition 8.17 ($J\kappa 1$), and the beginning of the proof of Theorem 8.18.

We consider the change of coordinates of $(0, \infty) \times \mathbb{R} \rightarrow \mathbb{R}^2$

$$\sigma : (0, \infty) \times \mathbb{R} \rightarrow \mathbb{R}^2; \quad \sigma(x, y) = (-\log x, y) =: (u, v).$$

Notation 8.7 $(\tilde{\pi}_{\mathbb{C}})$. On $\text{Nbhd}(\partial M) \setminus \partial M$, we have two projections

$$\pi_{\mathbb{C}} = (R, I) : M \rightarrow (0, \infty) \times \mathbb{R}, \quad \tilde{\pi}_{\mathbb{C}} = (\mu, \nu) : M \rightarrow \mathbb{R}^2$$

where we define

$$\tilde{\pi}_{\mathbb{C}} = \sigma \circ \pi_{\mathbb{C}}. \quad (8.5)$$

Recall the Liouville form $\lambda_{\mathbb{C}}^{\alpha}$ (2.1) and restrict it to $\mathbb{C}_{\text{Re}>0} \cong (0, \infty) \times \mathbb{R}$. Denoting the standard coordinates of \mathbb{R}^2 by (u, v) , we denote the pushforward form of $\lambda_{\mathbb{C}}$ to \mathbb{R}^2 by

$$\tilde{\lambda}_{\mathbb{C}}^{\alpha} := e^{-u}((1 - \alpha)dv + \alpha v du).$$

Then we have

$$\tilde{\pi}_{\mathbb{C}}^* \tilde{\lambda}_{\mathbb{C}}^{\alpha} = e^{-\mu}((1 - \alpha)d\nu + \alpha \nu d\mu) \quad (8.6)$$

on $\text{Nbhd}(\partial M) \setminus \partial M$.

Remark 8.8. Note that $\pi_{\mathbb{C}}^* \lambda_{\mathbb{C}}^{\alpha}$ is equal to $\tilde{\pi}_{\mathbb{C}}^* \tilde{\lambda}_{\mathbb{C}}^{\alpha}$ on $\text{Nbhd}(\partial M) \setminus \partial M$. The tilde notation connotes both the restriction on the domain, and our preference to work with (μ, ν) coordinates rather than (R, I) coordinates.

The following will be useful later in applying the consistency criterion laid out in Proposition 8.12 to guarantee the existence of certain almost-complex structures.

Proposition 8.9. On $\text{Nbhd}(\partial M) \setminus M$,

- (i) For all $0 < \alpha < 1$, $\tilde{\pi}_\mathbb{C}^* \tilde{\lambda}_\mathbb{C}^\alpha$ is linearly independent of $d\mu$. (Though we will not utilize this: $\tilde{\pi}_\mathbb{C}^* \tilde{\lambda}_\mathbb{C}^\alpha$ is also linearly independent of $d\nu$ if we further assume $\nu \neq 0$.)
- (ii) Let $0 < \alpha < 1$ and consider the function $h_\mathbb{C}^\alpha$ from (2.5). Then $d(\tilde{\pi}_\mathbb{C}^*(\tilde{h}_\mathbb{C}^\alpha))$ is linearly independent of $\tilde{\pi}_\mathbb{C}^* \tilde{\lambda}_\mathbb{C}^\alpha$ and $d\nu$. (Though we will not utilize this: $d(\tilde{\pi}_\mathbb{C}^*(\tilde{h}_\mathbb{C}^\alpha))$ is also linearly independent of $d\mu$ if we further assume $\nu \neq 0$.)

Proof. (i) is obvious from (8.6). For (ii), we compute

$$\begin{aligned} d(\tilde{\pi}_\mathbb{C}^*(\tilde{h}_\mathbb{C}^\alpha)) &= \frac{1}{2}d(((1-\alpha)e^{-2\mu} + \alpha\nu^2)) \\ &= -(1-\alpha)e^{-2\mu}d\mu + \alpha\nu d\nu. \end{aligned}$$

Comparing this with (8.6), the lemma follows. \square

8.3.2. *Some linear algebra (a consistency check).* We begin with a linear algebra computation.

Notation 8.10. Let V be a finite-dimensional real vector space and equip V with a splitting $V = V_F \oplus V_C$. We assume V_C is two-dimensional, and we further fix a basis $\{u, v\}$ of V_C . If G is an endomorphism of V , let us write

$$Gu = \eta_u + au + bv, \quad Gv = \eta_v + cu + dv \quad (8.7)$$

where η_u and η_v are the projections of Gu and Gv , respectively, to V_F .

The following shows that a block-upper-triangular almost-complex structure G is uniquely extendable from V_F by specifying one of Gu or Gv .

Proposition 8.11. The assignments

$$G \mapsto (G|_{V_F}, \eta_u, a, b), \quad G \mapsto (G|_{V_F}, \eta_u, au + bv),$$

define bijections between

- (1) The set of \mathbb{R} -linear endomorphisms $G : V \rightarrow V$ satisfying $G^2 = -1$ and $G(V_F \oplus 0) \subset V_F \oplus 0$.
- (2) The set of quadruplets (A, η, x, y) where A is an endomorphism of V_F satisfying $A^2 = -1$, η is an element of V_F , x is an arbitrary real number, and y is a *non-zero* real number.
- (3) The set of triples (A, η, w) where A and η are as above, and w is a vector of V_C linearly independent from u .

Likewise, the assignments $G \mapsto (G|_{V_F}, \eta_v, c, d)$ and $G \mapsto (G|_{V_F}, \eta_u, cu + dv)$ define bijections between the set of almost-complex structures on V preserving V_F , and

- 2'. The set of quadruplets (A, η, x, y) where now only x is required to be non-zero.
- 3'. The set of triples (A, η, w) where A and η are as above, and w is a vector of V_C linearly independent from v .

Proof. Assume G is in the set 1. and write G in matrix form as

$$G = \begin{pmatrix} A & \eta_u & \eta_v \\ 0 & a & c \\ 0 & b & d \end{pmatrix}.$$

We first claim that the data (A, η_u, a, b) uniquely determine the third column. This proves that the assignment from 1. to 2. is an injection.

To prove the claim, note that $G^2 = -1$ implies that the lower-right 2-by-2 matrix also squares to -1. From this we deduce

- $a^2 + bc = -1$, and hence b and c must be non-zero (we have assumed that V is a real vector space) and
- $a = -d$.

(Indeed, these two requirements are equivalent to demanding that the 2-by-2 matrix squares to -1.) So the pair (a, b) determines the pair (c, d) .

To finish the proof of the claim, we note that the two constraints

$$A\eta_u + a\eta_u + b\eta_v = 0 = A\eta_v + c\eta_u + d\eta_v$$

implies that a choice of η_u uniquely determines η_v and vice versa by the formulae

$$\eta_v = -\frac{1}{b}(A + a)\eta_u \quad \eta_u = -\frac{1}{c}(A + d)\eta_v \quad (8.8)$$

(keeping in mind that $bc \neq 0$).

To show that the map from 1. to 2. is a surjection, one needs only check that the two equations in (8.8) are consistent; this is straightforward. Noting that the condition “ $b \neq 0$ ” is equivalent to the condition “ $w = au + bv$ is linearly independent from u ,” we see that the map from 1. to 3. is also a bijection.

That the maps from 1. to 2'. and 3'. are bijections follows analogously. \square

Proposition 8.12. Fix an almost-complex structure on T^*F and a smooth 1-form τ whose $T^*\mathbb{C}$ component is linearly independent from $d\mu$. Then, on $\text{Nbhd}(\partial M) \setminus \partial M$, there exists a T^*F -preserving almost-complex structure J for which $d\mu \circ J = \tau$. Alternatively, if the $T^*\mathbb{C}$ component of τ is linearly independent of $d\nu$, on $\text{Nbhd}(\partial M) \setminus \partial M$ there exists a T^*F -preserving almost-complex structure J for which $d\nu \circ J = \tau$.

Proof. Apply Remark 8.5 and Proposition 8.11 by setting

$$V = T_x^*M, \quad V_F = T_{\pi_F(x)}^*F, \quad V_C = T_{\pi_C(x)}^*\mathbb{C}, \quad G = J_x.$$

\square

8.3.3. *Strategy of the proof of existence.*

Notation 8.13 $(N, \epsilon, \epsilon_0)$. We consider mutually disjoint neighborhoods

$$\text{Nbhd}_{2\epsilon_0}(\partial M) \setminus \text{Nbhd}(\partial_\infty M) \subset \partial M \setminus \text{Nbhd}(\partial_\infty M) \quad (8.9)$$

and

$$\text{Nbhd}_{s \geq N}(\partial_\infty M) \setminus \text{Nbhd}_\epsilon^Z(\partial M) \quad (8.10)$$

for some $N > 0$ and $0 < \epsilon < \epsilon_0$.

So we define J on the above two neighborhoods (8.9) and (8.10) by putting the following conditions:

- (1) (J1) In a neighborhood of $\text{Nbhd}^Z(\partial M)$ of ∂M , using the splitting (2.2), we require

$$J \left(T^*F \oplus 0_{\text{span}\{d\mu_i, d\nu_i\}_{i=1}^k} \right) \subset T^*F \oplus 0_{\text{span}\{d\mu_i, d\nu_i\}_{i=1}^k}, \quad (8.11)$$

and J restricts to an almost complex structure of contact-type on F .

- (2) (J2a) In a neighborhood $\text{Nbhd}_{2\epsilon_0}(\partial M) \setminus \text{Nbhd}(\partial_\infty M)$ of $\partial M \setminus \text{Nbhd}(\partial_\infty M)$, we have

$$-d\mu_i \circ J = \pi_{\mathbb{C}, i}^* \lambda_{\mathbb{C}} + \pi_F^* \lambda_F$$

for $i = 1, \dots, k$.

- (3) (J2b) In a neighborhood $\text{Nbhd}_{s \geq N}(\partial_\infty M) \setminus \text{Nbhd}_\epsilon^Z(\partial M)$ for some $N > 0$ and $0 < \epsilon < \epsilon_0$, we have

$$-ds \circ J = \lambda$$

- (4) (J2c) In a neighborhood

$$\text{Nbhd}(\partial_\infty M) \cap \text{Nbhd}_{\epsilon_0}^Z(\partial M)$$

of the ceiling of each sectorial corner in $\partial_\infty M \cap \partial M$, we have

$$-ds_{k+1, \varphi} \circ J = \lambda_\kappa$$

for a cut-off function $\kappa : [0, \infty) \rightarrow [0, 1]$.

The following is the key proposition in which the special properties of the barrier functions φ crucially enters and enables us to interpolate the almost complex structure of ‘contact type-like’ near $\partial_\infty M$ and the one of ‘cylindrical type-like’ on $F \times \mathbb{C}$ used in [GPS17] near ∂M .

Proposition 8.14 (Interpolation). Let κ be the function κ appearing in Condition (J2c) above and write

$$\lambda_\kappa = \pi_{\mathbb{C}}^* \lambda_{\mathbb{C}} + \pi_F^* \lambda_F + d(\kappa(R)f). \quad (8.12)$$

Then

- (1) We can choose φ so that $\epsilon_0 \leq \text{ht}(\varphi) < \frac{3}{2}\epsilon_0 < 2\epsilon_0$.
- (2) There exists a sufficiently small $0 < \epsilon_1 \leq \frac{\epsilon_0}{8}$ and a function κ such that Condition (J2c) is admissible, i.e., that there exists some J that satisfies

$$-ds_{k+1, \varphi} \circ J = \lambda_\kappa$$

and is compatible with Conditions (J1) and (J2a)-(J2c) for all φ satisfying $0 < \text{wd}(\varphi) < \epsilon_1$.

The proof of this proposition will occupy the next entire subsection.

8.3.4. Proof of compatibility. We start from Condition (J1) by choosing a compatible J_F on F . For the simplicity of exposition, we assume $k = 1$. For the case $k > 1$, not much is different and so left to the readers.

Then we recall from Remark 3.14

$$\varphi(x, y) = \begin{cases} x & \text{for } y \geq \text{ht}(\varphi), x \leq \text{wd}(\varphi) \\ y & \text{for } x \geq \text{ht}(\varphi), y \leq \text{wd}(\varphi) \end{cases}$$

and $\varphi(x, y)$ smoothly interpolates the two functions x, y .

Therefore it remains to verify the condition can be extended to the rest of the interior so that the condition becomes also compatible to Condition (J1).

To motivate the arguments we use below, we first outline the structure of the proof:

- First we verify that the proof boils down to Lemma 8.15 below.
- Then we verify that the proof of this lemma eventually relies on the simple fact that

$$d(\varphi(R, e^{-s})), \quad \pi_{\mathbb{C}}^* \lambda_{\mathbb{C}}$$

are linearly independent for $e^s = I^{1/\alpha}$ for $\alpha > 0$.

We recall from Proposition 2.3 that f does not depend on R , I on $\mathcal{N}\text{bhd}_{s \geq N}(\partial_{\infty} M)$ for a sufficiently large N so that Z is tangent to ∂M . Therefore the decomposition

$$\lambda = \pi_{\mathbb{C}}^* \lambda_{\mathbb{C}} + (\pi_F^* \lambda_F + df)$$

respects the splitting $T\mathbb{C} \oplus TF$ thereon. Similarly we can also decompose

$$\begin{aligned} \pi_{\mathbb{C}}^* \lambda_{\mathbb{C}} + \pi_F^* \lambda_F + d(\kappa(R)f) &= \pi_{\mathbb{C}}^* \lambda_{\mathbb{C}} + \pi_F^* \lambda_F + \kappa(R)df + \kappa'(R)f dR \\ &= (\pi_{\mathbb{C}}^* \lambda_{\mathbb{C}} + \kappa'(R)f dR) + (\pi_F^* \lambda_F + \kappa(R)df). \end{aligned}$$

By decomposing the second summand, the T^*F -component, into a sum

$$v_1 + v_2 = \pi_F^* \lambda_F + \kappa(R)df \tag{8.13}$$

for a suitably given pair (v_1, v_2) , we can write

$$ds_{1+1, \varphi}|_{T\mathbb{C}} \circ J = -\pi_{\mathbb{C}}^* \lambda_{\mathbb{C}} - \kappa'(R)f dR - v_1$$

and

$$ds_{1+1, \varphi}|_{TF} \circ J = -v_2.$$

(See Condition (J1) above.) By definition of $s_{1+1, \varphi}$, we have

$$ds_{1+1, \varphi} = \frac{1}{\varphi} \left(\frac{\partial \varphi}{\partial x}(R, e^{-s})dR - \frac{\partial \varphi}{\partial y}(R, e^{-s})e^{-s} ds \right),$$

where we decompose ds into $T^*\mathbb{C}$ and T^*F components in $T^*M = T^*\mathbb{C} \oplus T^*F$

$$ds = ds^{\mathbb{C}} + ds^F, \quad ds^{\mathbb{C}} := \pi_{T^*\mathbb{C}}(ds), \quad ds^F := \pi_{T^*F}(ds).$$

We recall from (4.1)

$$\pi_{T^*\mathbb{C}}(ds) = \frac{1}{\alpha I} dy.$$

Then if we fix v_2 , the defining conditions of κ -sectorial almost complex structures require J to satisfy the relationships

$$\begin{aligned} \frac{1}{\varphi} \left(\frac{\partial \varphi}{\partial x}(R, e^{-s})dR - \frac{\partial \varphi}{\partial y}(R, e^{-s})e^{-s} ds^{\mathbb{C}} \right) \circ J &= -\pi_{\mathbb{C}}^* \tilde{\lambda}_{\mathbb{C}} - \kappa'(R)f dR - v_1, \\ ds^F \circ J &= -v_2 \end{aligned}$$

In fact, Condition (J1) has already determined the vector v_2 as the value of $ds_{1+1, \varphi}|_{TF} \circ J$ and in turn determines

$$v_1 = \pi_F^* \lambda_F + \kappa(R)df - v_2$$

by (8.13). Therefore it remains to verify that the requirement for J to satisfy

$$\frac{1}{\varphi} \left(\frac{\partial \varphi}{\partial x}(R, e^{-s})dR - \frac{\partial \varphi}{\partial y}(R, e^{-s})e^{-s} ds^{\mathbb{C}} \right) \circ J = -\pi_{\mathbb{C}}^* \lambda_{\mathbb{C}} - \kappa'(R)f dR - v_1,$$

is admissible. For this purpose, it is enough to prove the following lemma.

Lemma 8.15. Let $0 < \alpha \leq 1$. If we choose $N = N(\alpha) > 0$ sufficiently large, the two vectors

$$\frac{\partial \varphi}{\partial x}(R, e^{-s})dR - \frac{\partial \varphi}{\partial y}(R, e^{-s})e^{-s}ds^{\mathbb{C}}, \quad -\pi_{\mathbb{C}}^* \lambda_{\mathbb{C}} - \kappa'(R)fdR$$

are linearly independent on a neighborhood $\text{Nbhd}_{s \geq N}^{s+1, \varphi}(\partial_{\infty} M \cup \partial M)$ of our current interest.

Proof. We have

$$\begin{aligned} -\pi_{\mathbb{C}}^* \lambda_{\mathbb{C}} - \kappa'(R)fdR &= -((1 - \alpha)RdI - \alpha IdR) - \kappa'(R)fdR \\ &= (\alpha I - \kappa'(R)f)dR - (1 - \alpha)RdI. \end{aligned} \quad (8.14)$$

Therefore, recalling from Proposition 8.14 that $|\kappa'_\epsilon| \leq \frac{4}{\epsilon_0} = \frac{2}{\epsilon_0} \times 2$ and that $|f|$ is bounded, we derive that $-\pi_{\mathbb{C}}^* \lambda_{\mathbb{C}} - \kappa'(R)fdR$ is always nowhere vanishing on the region of our interest if $0 < \alpha < 1$ and *provided I is sufficiently large, say,*

$$I \geq \frac{4\|f\|_{C^0}}{\alpha \epsilon_0} =: N_1$$

when $\alpha = 1$.

On the other hand, in (4.6) we have computed

$$\frac{\partial \varphi}{\partial x}(R, e^{-s})dx - \frac{\partial \varphi}{\partial y}(R, e^{-s})e^{-s}ds^{\mathbb{C}} = \frac{\partial \varphi}{\partial x}(R, e^{-s})dx - \left(\frac{\partial \varphi}{\partial y}(R, e^{-s})e^{-s} \right) \frac{1}{\alpha I} dy. \quad (8.15)$$

We also recall

$$0 < \frac{\partial \varphi}{\partial x}, \quad \frac{\partial \varphi}{\partial y} \leq 1.$$

To check the linear independence of the two vectors, we evaluate the determinant

$$\begin{vmatrix} (\alpha I - \kappa'(R)f) & -(1 - \alpha)R \\ \frac{\partial \varphi}{\partial x} & -\frac{\partial \varphi}{\partial y}e^{-s} \times \frac{1}{\alpha I} \end{vmatrix} =: D$$

keeping the insertion of (R, e^{-s}) into $\frac{\partial \varphi}{\partial x}, \frac{\partial \varphi}{\partial y}$ in our mind. We compute

$$D = \left(-1 + \frac{\kappa'(R)f}{\alpha I} \right) \frac{\partial \varphi}{\partial y} e^{-s} + (1 - \alpha)R \frac{\partial \varphi}{\partial x}$$

We note

$$\frac{\partial \varphi}{\partial y} e^{-s} = y \frac{\partial \varphi}{\partial y} \Big|_{(x,y)=(R,e^{-s})}, \quad R \frac{\partial \varphi}{\partial x} = x \frac{\partial \varphi}{\partial x} \Big|_{(x,y)=(R,e^{-s})}.$$

Therefore if we choose s so large that $e^{-s} \leq 2\sqrt{\epsilon}$ (see (3.28)), we have

$$\frac{\partial \varphi}{\partial y} e^{-s} \geq R \frac{\partial \varphi}{\partial x}$$

by Lemma 3.15. This then implies

$$D \leq \left(-1 + \frac{\kappa'(R)f}{\alpha I} + (1 - \alpha) \right) \frac{\partial \varphi}{\partial y} e^{-s} \Big|_{(x,y)=(R,e^{-s})}.$$

The right hand side becomes negative provided

$$-1 + \frac{\kappa'(R)f}{\alpha I} + (1 - \alpha) = \frac{\kappa'(R)f}{\alpha I} - \alpha < 0.$$

The latter inequality can be achieved, if we choose I so that

$$I > \frac{\|\kappa'\|_{C^0} \|f\|_{C^0}}{\alpha^2} =: N_2(\alpha). \quad (8.16)$$

We set

$$N := \max\{N_1, N_2\}.$$

Then if we choose the constant T_0 and the cut-off function κ so that

$$T_0\sqrt{\epsilon} \geq \frac{\epsilon_0}{2}$$

and that

$$\text{supp } \kappa' \subset \left\{ \sqrt{2}\text{wd}(\varphi) \leq R \leq \frac{\epsilon_0}{2} \right\}, \quad (8.17)$$

we achieve the inequality

$$\frac{\partial\varphi}{\partial y} e^{-s} \geq R \frac{\partial\varphi}{\partial x}$$

for all (x_1, x_2) satisfying

$$x_1 \geq \frac{\sqrt{\epsilon}}{4}, \quad 0 < x_2 < 2\sqrt{\epsilon}$$

on the region

$$\{R \geq \sqrt{\epsilon}/4, \quad e^{-s} < 2\sqrt{\epsilon}\} = \{R \geq \sqrt{\epsilon}/4, \quad s > -\log(2\sqrt{\epsilon})\}. \quad (8.18)$$

This implies that D does not vanish on the region of our interest with $I > N$. This finishes the proof. \square

By combining Proposition 8.12 and Lemma 8.15, we have finished the proof of Proposition 8.14.

8.4. Definition of λ -sectorial almost complex structures. Suppose that such a diffeomorphism ϕ_κ constructed in Proposition 6.3 is given. The following is an immediate corollary of this proposition.

Corollary 8.16. Define a function $\mathfrak{s}_{\varphi, \kappa}$ to be the composition

$$\mathfrak{s}_{\varphi, \kappa} = \mathfrak{s}_\varphi \circ \phi_\kappa.$$

Then $\mathfrak{s}_{\varphi, \kappa}$ is an exhaustion function of the neighborhood

$$\text{Nbhd}_{2\epsilon_0}^Z(\partial M) \cap \text{Nbhd}(\partial M).$$

We call it a λ_κ -wiggled end-profile function.

By applying ϕ_κ to the J -duality equation (J κ 2), we get

$$-d(\mathfrak{s}_{\varphi, \kappa} \circ \phi_\kappa) \circ \phi_\kappa^* J = \lambda.$$

Motivated by this equation, we take a new end-profile function

Then we arrive at the final definition of sectorial almost complex structures.

Definition 8.17 (λ -sectorial almost complex structures). Let (M, λ) be a Liouville sector with boundary and corners. We fix

- a smoothing profile, i.e., a splitting data and the end-profile function \mathfrak{s}_φ ,
- the deformation function κ adapted to the given smoothing profile as before.

An ω -tame almost complex structure J on a Liouville sector is said to be λ -sectorial (with respect to the given smoothing profile and the choice of κ) if J satisfies the following:

(J1) [\mathcal{F}_F is J -complex] In a neighborhood of $\text{Nbhd}^Z(\partial M)$ of ∂M , we require

$$J\left(T^*F \oplus 0_{\text{span}\{d\mu_i, d\nu_i\}_{i=1}^k}\right) \subset T^*F \oplus 0_{\text{span}\{d\mu_i, d\nu_i\}_{i=1}^k}, \quad (8.19)$$

and J restricts to an almost complex structure of contact-type on F .

(J2) [$d\mathfrak{s}_{\varphi, \kappa}$ is J -dual to λ] In a neighborhood $\text{Nbhd}^Z(\partial M) \cup \partial_\infty$ of $\partial M \setminus \text{Nbhd}(\partial_\infty M)$, we have

$$-d\mathfrak{s}_{\varphi, \kappa} \circ J = \lambda$$

for a cut-off function κ given in Definition 6.1.

We denote by $\mathcal{J}_{(M, \lambda)}^{\text{sect}}$ the set of λ -sectorial almost complex structures.

The following abundance and contractibility theorem is obvious. Recall we have fixed a smoothing profile and in particular equip an end profile function $\mathfrak{s}_{\varphi, \kappa}$ with (M, λ) on which the definition of λ -sectorial almost complex structures depend.

Theorem 8.18. Let (M, λ) be a Liouville sector. The set of sectorial almost complex structures is a nonempty and contractible infinite dimensional manifold.

Proof. Existence of sectorial J from that of κ -sectorial almost complex structure since whenever J is κ -sectorial $\phi_\kappa^* J$ is λ -sectorial. Certainly the choice of ω_F -tame J_F on F in (J1) is a contractible choice. Once Condition (J1) is imposed, the choice to be made for the conditions (J2) on the relevant partial neighborhoods of

$$\text{Nbhd}(\partial_\infty M) \cup \text{Nbhd}^Z(\partial M)$$

is unique on the germs of neighborhoods of $\partial_\infty M$ and ∂M . Finally extending the one defined on the neighborhood to everywhere to M is also contractible by Gromov's lemma on the ω -tame almost complex structures. \square

9. SECTORIAL FLOER PACKAGES

9.1. Sectorial Hamiltonians and nonnegative isotopies. Our effort of constructing pseudo-convex pairs $(\mathfrak{s}_{\varphi, \kappa}, J)$, a wiggled end-profile function $\mathfrak{s}_{\varphi, \kappa}$ and its adapted sectorial almost complex structures J pays off which makes simple the definitions of Hamiltonians and negative Hamiltonian isotopies that are amenable to the maximum principle.

Remark 9.1. [GPS17, 2.0.1] regards that it would be “an important technical advance” to enlarge the class of Hamiltonians defined near ∂M for which similar confinement results for holomorphic curves can be proven.

Let (M, λ) be a Liouville sector equipped with a smoothing profile and a deformation λ_κ be given. We fix the associated wiggled end-profile function $\mathfrak{s}_{\varphi, \kappa}$.

Definition 9.2 (Sectorial Hamiltonians). Fix a Liouville sector M and a smoothing profile (Condition 4.5) for M . Let $\mathfrak{s}_{\varphi, \kappa}$ be the associated end-profile function. We call a Hamiltonian $H : M \rightarrow \mathbb{R}$ a *sectorial* with respect to the smoothing profile if

$$H = \rho(\mathfrak{s}_{\varphi, \kappa})$$

on a neighborhood $\text{Nbhd}(\partial_\infty M \cup \partial M)$ for some function $\rho : \mathbb{R} \rightarrow \mathbb{R}$.

Example 9.3. If $H = c\mathfrak{s}_{\varphi, \kappa}$ for some constant c on a neighborhood $\text{Nbhd}(\partial_\infty M \cup \partial M)$, then H is sectorial.

It follows from Lemma 9.12 that we can take the neighborhood $\text{Nbhd}(\partial_\infty M \cup \partial M)$ to be

$$\text{Nbhd}_{s \geq N}(\partial_\infty M) \cup \text{Nbhd}_\epsilon(\partial M).$$

for a sufficiently large N and small $\epsilon > 0$.

Proposition 9.4. The space of sectorial (with respect to a fixed choice of $\mathfrak{s}_{\varphi, \kappa}$) Hamiltonians is nonempty and is contractible.

Proof. This is obvious. For example, the space of H is convex. \square

On noncompact manifolds like Liouville sectors, the Floer continuation map (and hence Hamiltonian invariance) is available only in a preferred, ‘nonnegative’ direction.

Notation 9.5. Let $H = H(s, t, x)$ be a one-parameter family of (time-dependent) Hamiltonians $H^s(t, x) := H(s, t, x)$ and consider the (s, t) -family of Hamiltonian diffeomorphisms $(s, t) \mapsto \phi_{H^s}^t$.

The confinement theorem, Theorem 13.1, leads us to the following simple notion of *sectorial nonnegative isotopies* which is nothing but the natural definition of nonnegative isotopies in the context of sectorial Hamiltonians.

Definition 9.6 (Sectorial nonnegative isotopy). We say a one-parameter family of Hamiltonian isotopies $\psi^s = \phi_{H^s}^1$ is a *sectorial nonnegative isotopy* if it satisfies

- (1) Each H^s is sectorial. In particular, on a neighborhood $\text{Nbhd}(\partial_\infty M \cup \partial M)$, $H^s = \rho^s(\mathfrak{s}_{\varphi, \kappa})$ for some s -family $\rho^s : \mathbb{R} \rightarrow \mathbb{R}$.
- (2) The family ρ^s satisfies

$$\frac{\partial \rho^s}{\partial s} \geq 0. \tag{9.1}$$

Remark 9.7. We would like to emphasize that we do not need to put any other conditions on the behavior of Hamiltonians near $\partial_\infty M \cup \partial M$ for the confinement results. Compare this with the kind of Hamiltonians such as dissipative Hamiltonians used in [GPS17].

We note that the condition (9.1) is equivalent to the standard definition of nonnegative Hamiltonians

$$\frac{\partial H^s}{\partial s} \geq 0$$

applied to sectorial Hamiltonians H^s .

Example 9.8. Let H_1, H_2 be sectorial Hamiltonians. Then the linear interpolation

$$s \mapsto H^s = (1 - s)H_1 + sH_2$$

induces a sectorial nonnegative isotopy if $H_2 \geq H_1$ on a neighborhood $\text{Nbhd}(\partial_\infty M \cup \partial M)$ of $\partial_\infty M \cup \partial M$.

We relate this definition in the more common notion of nonnegative isotopies in the literature.

Example 9.9. (1) In the literature on Floer theory for Liouville manifolds, the asymptotic behavior of the (autonomous) Hamiltonians is required to be fixed; for example, by requiring H to be a constant multiple of the symplectization radial coordinate r . For any isotopy induced by an s -independent family of sectorial Hamiltonians H^s satisfying $H^s \equiv f(r)$, the isotopy induced by such a family is trivially a nonnegative isotopy.

- (2) In [GPS17, Section 4.8], some homotopy coherent diagrams are used to define the homotopy limits of symplectic cohomology. In particular the authors of [GPS17] used an explicit one-simplex $\{H^s\}$ of Hamiltonians with certain requirements such as Equation (4.69) and others in the same section of [GPS17]. When we consider such a homotopy diagram in our sectorial framework, the only thing we need to care about is a suitable continuation of background geometry of sectorial hypersurfaces and boundaries in the way that is amenable to our sectorial framework. For this purpose, one may need to also consider the higher simplex version of the nonnegativity requirement in the bundle setting. (See [OT20, OT19] for such a practice.)

9.2. Sectorial Lagrangians. We now identify the class of Lagrangians that define objects for a wrapped Fukaya category of Liouville sectors with corners. We omit discussion of other brane data such as spin structures since they are not different from the usual description in the literature.

Definition 9.10 (Sectorial Lagrangians). Let (M, λ) be a Liouville sector with corners. Denote $\omega = d\lambda$. We say an exact, properly embedded Lagrangian submanifold L of (M, ω) is *sectorial* if

- $L \subset M \setminus \partial M$.
- There exists a neighborhood of $\partial_\infty M$ whose intersection with L is Z -invariant.

Remark 9.11. The definition of sectorial Lagrangians depends only on the Liouville structure (M, λ) while the sectorial pair (J, H) depends on additional data like $\mathfrak{s}_{\varphi, \kappa}$.

Lemma 9.12. Assume that $\text{Nbhd}(\partial_\infty M)$ is a Z -invariant neighborhood. Fix $\mathfrak{s}_{\varphi, \kappa}$ (and in particular, φ and κ). Then there exist a sufficiently small $\epsilon > 0$ and a sufficiently large $N_0 > 0$ so that

$$\mathfrak{s}_{\varphi, \kappa}^{-1}([N_0, \infty)) \cap \text{Nbhd}_\epsilon(\partial M) \subset \text{Nbhd}(\partial_\infty M)$$

Remark 9.13. This exhaustion property of end-profile functions of $\mathfrak{s}_{\varphi, \kappa}$ makes the sectorial Lagrangian, which is Z -invariant on a (unspecified) neighborhood $\text{Nbhd}(\partial_\infty M)$, amenable to an application of the strong maximum principle for the function $\mathfrak{s}_{\varphi, \kappa}$ on the region $\mathfrak{s}_{\varphi, \kappa}^{-1}([N_0, \infty))$ for a sufficiently large $N_0 > 0$. This is what enables us to make the definition of sectorial Lagrangian independent of the choice of end-profile functions by unchanging the standard definition of Z -invariant Lagrangians in the literature in our sectorial framework. See [Oh21] for a different class of Lagrangians that is amenable to the pseudoconvex pair $(\mathfrak{s}_\varphi, J)$ for sectorial almost complex structures, not λ -sectorial ones as in the present paper.

Part 3. Confinement theorems

In this part, with our sectorial Floer package, we establish the fundamental confinement result for various Floer-type equations: There are two parts of them, one the *vertical* uniform C^0 estimates and the other the *horizontal* C^0 estimates. The former prevents the relevant pseudoholomorphic curves from escaping to infinity and the latter from coming too close to the boundary ∂M from the interior of M . Because of the different natures of the geometries of $\partial_\infty M$ and ∂M as mentioned before, the existing literature (e.g., [GPS17]) handle the two differently even for the case without background Hamiltonian H turned on. When the Hamiltonian is turned on, they also restrict the class of Hamiltonians to those with somewhat complicated notion of dissipative Hamiltonians [Gro17] to achieve the relevant confinement theorems for the Hamiltonian-perturbed Floer trajectory equations which is one of the crucial element in the functorial studies of wrapped Fukaya categories and of symplectic cohomologies on Liouville sectors.

On the other hand, utilizing our sectorial framework, we will prove all these confinement results by applying the maximum principle to the κ -wiggled end-profile function $\mathfrak{s}_{\varphi,\kappa}$, and the strong maximum principle for the boundary value problem of Z -invariant-at-infinity Lagrangians. We establish the confinement results for the following types of Floer equations on the Liouville sectors with corners:

- the structure maps of the associated A_∞ category,
- the Hamiltonian-perturbed Floer equation,
- the Floer continuity equation under the nonnegative isotopies of Hamiltonians,
- the closed-open (the open-closed) maps from the symplectic Floer cohomology to the wrapped Fukaya category.

10. THE CURVES WE CARE ABOUT

We lay out the relevant Floer equations for which we establish maximum principles.

10.1. Structure maps of unwrapped Fukaya category. In the study of (unwrapped) Fukaya category, we consider a disc D^2 with a finite number of boundary marked points $z_i \in \partial D^2$ equipped with strip-like coordinates (τ, t) (or on the sphere S^2) with a finite number of marked points. We denote by $\overline{z_i z_{i+1}}$ the arc-segment between z_i and z_{i+1} , and $\tau = \infty_i$ the infinity in the strip-like coordinates at z_i .

Let L_0, \dots, L_k be a $(k + 1)$ -tuple of Lagrangian submanifolds which are Z -invariant near infinity. We denote

$$\Sigma = D^2 \setminus \{z_0, \dots, z_k\}$$

and equip Σ with strip-like coordinates (τ, t) with $\pm\tau \in [0, \infty)$ and $t \in [0, 1]$ near each z_i .

Then for a given collection of intersection points $p_i \in L_i \cap L_{i+1}$ for $i = 0, \dots, k$, we wish to study maps $u : \Sigma \rightarrow M$ satisfying the Cauchy-Riemann equation

$$\begin{cases} \bar{\partial}_J u = 0 \\ u(\overline{z_i z_{i+1}}) \subset L_i & i = 0, \dots, k \\ u(\infty_i, t) = p_i, & i = 0, \dots, k. \end{cases} \tag{10.1}$$

10.2. Symplectic cohomology and its continuation map. Let H be an (autonomous) sectorial Hamiltonian and ℓ_0, ℓ_1 be a pair of periodic orbits of H . We consider a map $u : \mathbb{R} \times S^1 \rightarrow M$ satisfying

$$J(du - X_H(u) \otimes dt) = (du - X_H(u) \otimes dt) \circ j \quad (10.2)$$

which is equivalent to saying that the TM -valued one-form $du - X_H(u) \otimes dt$ is (j, J) -holomorphic; i.e., that u satisfies

$$(du - X_H(u) \otimes dt)_J^{(0,1)} = 0. \quad (10.3)$$

By evaluating this equation against $\frac{\partial}{\partial \tau}$, we get the standard Floer equation

$$\frac{\partial u}{\partial \tau} + J \left(\frac{\partial u}{\partial t} - X_H(u) \right) = 0 \quad (10.4)$$

back. Then we put the asymptotic condition

$$u(-\infty, t) = \ell_0(t), \quad u(\infty, t) = \ell_1(t). \quad (10.5)$$

For the continuation map, one commonly considers one-parameter family of sectorial Hamiltonians $\{H^s\}_{s \in [0,1]}$ and an elongation function $\chi : \mathbb{R} \rightarrow [0,1]$ with $\chi(\tau) \equiv 0$ for $\tau \leq 1$ and $\chi(\tau) \equiv 1$ for $\tau \geq 1$ and consider the non-autonomous analog to (10.2),

$$\frac{\partial u}{\partial \tau} + J \left(\frac{\partial u}{\partial t} - X_{H^\chi}(u) \right) = 0 \quad (10.6)$$

where $H^\chi : \mathbb{R} \times M \rightarrow \mathbb{R}$ is the χ -elongated one-parameter family of $\{H^s\}$ defined by

$$H^\chi(\tau, x) := H^{\chi(\tau)}(x).$$

10.3. Closed-open maps and open-closed maps. These are the maps which connect the symplectic cohomology and the Hochschild (co)homology of the Fukaya category of the underlying symplectic manifold in general.

The following is a variation of the similar moduli spaces that have appeared in [FOOO, Definition 18.21] (for $\ell = 1$) in the closed context (See also [Alb05].)

Definition 10.1. Consider a collection $\vec{H} = \{H_j\}_{j=1, \dots, \ell}$ and let $\text{Per}(H_j)$ be the set of periodic orbits. We fix for all j $\ell_j \in \text{Per}(H_j)$. We consider the moduli space of all pairs

$$(u, (D^2; z_1^+, \dots, z_\ell^+; z_0, \dots, z_k))$$

satisfying the following:

- (1) z_1^+, \dots, z_ℓ^+ are points in $\text{Int } D^2$ which are mutually distinct.
- (2) z_0, \dots, z_k are points on the boundary ∂D^2 which are ordered counterclockwise on $S^1 = \partial D^2$ with respect to the boundary orientation coming from D^2 .
- (3) Write $\Sigma = D^2 \setminus (\{z_j^+\} \cup \{z_i\})$ and equip Σ with cylindrical coordinates

$$\epsilon_j^+ : (-\infty, 0] \times S^1 \rightarrow \Sigma$$

near z_j^+ and strip-like coordinates

$$\epsilon_i : (-\infty, 0] \times [0, 1]$$

for $i = 1, \dots, k$ and

$$\epsilon_0 : [0, \infty) \times [0, 1] \rightarrow \Sigma$$

near z_0 .

- (4) The map $u : \Sigma \rightarrow M$ is a smooth map such that $u(\overline{z_i z_{i+1}}) \subset L_i$.
 (5) The map u satisfies the equation

$$(du - X_K(u) \otimes \gamma)_J^{(0,1)} = 0 \quad (10.7)$$

for some subclosed one-form γ on Σ , where $K = K(z, x) : \Sigma \times M \rightarrow \mathbb{R}$ is the domain-dependent Hamiltonian such that

$$H(\epsilon_j(\tau, t), x) = H_j(t, x) \quad (10.8)$$

on each strip-like end $\epsilon_j : [0, \infty) \times [0, 1] \rightarrow \dot{\Sigma}$ of $\dot{\Sigma}$.

- (6) We put the asymptotic condition

$$u(z_i) = p_i \in L_i \cap L_{i+1}, \quad i = 0, \dots, k \quad (10.9)$$

for $z_i \in \partial D^2$.

The open-closed map is defined similarly by considering the above maps in the reverse direction of τ .

10.4. Quantitative measurements for the C^0 -estimates. In the study of each of the above Floer moduli spaces, one needs to establish C^0 -estimates as the first step towards the study of analytic estimates and compactification of the moduli spaces.

We now provide the quantitative measurements that enter in our C^0 -estimates uniformly for all the above moduli spaces.

Definition 10.2. Write $\vec{L} = \{L_0, \dots, L_k\}$ and $\vec{H}_\epsilon = (H_0, \dots, H_k)$.

- (1) Define

$$\text{Per}(\vec{H}_\epsilon) := \bigcup_i \text{Per}(H_i)$$

and

$$\mathfrak{ht}_{\text{Per}}(\vec{L}, \vec{H}_\epsilon) := \max_i (\max\{s(\ell(t)) \mid \ell \in \mathfrak{X}(L_i, L_{i+1}; H_i)\}). \quad (10.10)$$

We call $\mathfrak{ht}_{\text{Per}}(\vec{L}, \vec{H})$ the \vec{H} -orbit height of \vec{L} .

- (2) Let a symplectization radial function s be given. Define the Z -invariance support of L , denoted by $\text{supp}^Z(L)$,

$$\text{supp}^Z(L) := \overline{M \setminus \bigcup_{N>0} \{x \in L \cap \text{Nbhd}_{\{s \geq N\}}(\partial_\infty M) \mid Z(x) \text{ is tangent to } L\}}$$

and its Z -invariance level of L by

$$\text{level}^Z(L) := \max_{x \in \text{supp}^Z(L)} s(x).$$

Then we call

$$\text{level}^Z(\vec{L}) := \max_{i=0}^k \text{level}^Z(L_i).$$

the Z -invariance level of the collection \vec{L} .

- (3) For each Lagrangian L with $L \cap \partial M = \emptyset$, we denote the distance between L and ∂M by

$$d(L; \partial M) = \inf\{d(x, y) \mid x \in L, y \in \partial M\}$$

and $d(\vec{L}; \partial M) = \min\{d(L; \partial M) \mid L \in \vec{L}\}$ (with respect to any given metric g of bounded geometry, e.g., an ω -tame metric g).

- (4) The quantities of the width $\text{wd}(\varphi)$ and its height $\text{ht}(\varphi)$ of the function $\varphi \in \mathbf{Conv}_{\text{sm}}(\mathbb{R}_+^k)$, which is fixed for each sectorial corner, will enter the measurements via the associated end-profile function $s_{k+1, \varphi}$.

Remark 10.3. By definition, if L (resp. \vec{L}) is Z -invariant at infinity, $\text{level}^Z(L) < \infty$ (resp. $\text{level}^Z(\vec{L}) < \infty$).

11. CONFINEMENT FOR THE STRUCTURE MAPS OF UNWRAPPED FUKAYA CATEGORIES

We work in the framework of Section 10.1.

Definition 11.1 (Intersection height). Let a symplectization radial function s be given. Let $\vec{L} = \{L_0, \dots, L_k\}$ and define

$$\mathfrak{ht}(\vec{L}) := \max_i (\max\{s(p_i) \mid p \in L_i \cap L_{i+1}\}). \quad (11.1)$$

We call $\mathfrak{ht}(\vec{L})$ the *intersection height* of \vec{L} .

We have

$$\mathfrak{ht}(\vec{L}) \leq \text{level}^Z(\vec{L})$$

when L_i 's are pairwise disjoint above the Z -invariance level.

With this definition, we establish the following C^0 -estimate from the J -convexity of $\mathfrak{s}_{\varphi, \kappa}$ and the maximum principle and the strong maximum principle.

Remark 11.2. For the usual C^0 -estimates via the maximum principle in this bordered case (see, e.g., [EHS95]) we recall the importance of the role of J being of contact-type, (or more precisely J satisfying the equation $-ds \circ J = \lambda$) and the Z -invariance of the Lagrangians at infinity.

Theorem 11.3. Let J be a sectorial almost complex structure of the Liouville sectors with corners M . Let u be a solution to (10.1) as in 10.1. Then the following hold:

- (1) (Horizontal C^0 estimates) There exists some $\epsilon = \epsilon(\vec{L}) > 0$ independent of u 's such that

$$\text{Image } u \subset M \setminus \text{Nbhd}_\epsilon(\partial M).$$

- (2) (Vertical C^0 estimates) There exists $N_0 = N_0(\vec{L}) > 0$ independent of u such that

$$\text{Image } u \subset M \setminus \text{Nbhd}_{s \leq N_0}(\partial_\infty M).$$

Proof. First since all Lagrangian submanifolds L_i 's are Z -linear at infinity, all L_i 's are contained in the interior $\{R > \epsilon_1\}$ for $\epsilon_1 = d(\vec{L}, \partial M)$.

Then by definition of sectorial almost complex structure J , J is associated to a splitting data and the wiggled end-profile function $\mathfrak{s}_{\varphi, \kappa}$. Since a neighborhood of $\partial_\infty M \cup \partial M$ is exhausted by the family of hypersurfaces

$$(\mathfrak{s}_{\varphi, \kappa})^{-1}(r)$$

for $r \geq 0$ (see Lemma 4.3), it is enough to prove

$$\text{Image } u \subset (\mathfrak{s}_{\varphi, \kappa})^{-1}((-\infty, r]) \quad (11.2)$$

for some $r > 0$, which will establish both vertical and horizontal bounds simultaneously: Note that the inequality

$$\mathfrak{s}_{\varphi, \kappa} \leq r_0$$

implies both $s \leq N + r_0$ and

$$\max_{i=1, \dots, n} |\log R_i| \leq r_0.$$

We may take the vertical upper bound to be

$$N_0(\vec{L}) := \max\{\text{ht}(\vec{L}), \text{level}^Z(L), N + r_0\}$$

and the horizontal lower bound to be

$$\epsilon(\vec{L}) := \min_{i=1, \dots, n} R_i \geq e^{-r_0}.$$

We first recall that du is J -holomorphic and $-d(d\mathfrak{s}_{\varphi, \kappa} \circ J) = d\lambda$ from Definition 8.17. By definition of $[d\lambda_M]_{(J; U_{\epsilon_2})}$ (Definition 7.2) and since $d(\mathfrak{s}_{\varphi, \kappa} \circ u) \circ j = d\mathfrak{s}_{\varphi, \kappa} \circ J \circ du$, we have

$$-d(d(\mathfrak{s}_{\varphi, \kappa} \circ u) \circ j) \geq \frac{C}{2} |du|_j^2 \omega_\Sigma \quad (11.3)$$

with

$$C = [-d\mathfrak{s}_{\varphi, \kappa} \circ J]_{J; U_{\epsilon_2}} = [d\lambda]_{(J; U_{\epsilon_2})} > 0.$$

In particular, the function $\mathfrak{s}_{\varphi, \kappa} \circ u$ is a subharmonic function and cannot carry an interior maximum on $\mathbb{R} \times [0, 1]$ by the maximum principle.

Next we will show by the strong maximum principle that u cannot have a boundary maximum in a neighborhood of $\partial_\infty M \cup \partial M$ either. This will then enable us to obtain a C^0 bound $r_0 > 0$ such that

$$\text{Image } u \subset \{\mathfrak{s}_{\varphi, \kappa} \leq r_0\}$$

for any finite energy solution u with fixed asymptotics (10.9).

Now suppose to the contrary that $\mathfrak{s}_{\varphi, \kappa} \circ u$ has a boundary local maximum point $z' \in \partial D^2 \setminus \{z_0, \dots, z_k\}$. By the strong maximum principle, we must have

$$0 < \frac{\partial}{\partial \nu} (\mathfrak{s}_{\varphi, \kappa} \circ u) = d\mathfrak{s}_{\varphi, \kappa} \left(\frac{\partial u}{\partial \nu} \right) \quad (11.4)$$

for the outward unit normal $\frac{\partial}{\partial \nu}$ of $\partial \Sigma$, unless $\mathfrak{s}_{\varphi, \kappa}$ is a constant function in which case there is nothing to prove. Let (r, θ) be an isothermal coordinate of a neighborhood of $z_0 \in \partial \Sigma$ in (Σ, j) adapted to $\partial \Sigma$, i.e., such that $\frac{\partial}{\partial \theta}$ is tangent to $\partial \Sigma$ and $|dz|^2 = (dr)^2 + (d\theta)^2$ for the complex coordinate $z = r + i\theta$ and

$$\frac{\partial}{\partial \nu} = \frac{\partial}{\partial r} \quad (11.5)$$

along the boundary of Σ . Since u is J -holomorphic, we also have

$$\frac{\partial u}{\partial r} + J \frac{\partial u}{\partial \theta} = 0.$$

Therefore combining this with the duality requirement

$$-d\mathfrak{s}_{\varphi, \kappa} \circ J = \lambda,$$

we derive

$$d\mathfrak{s}_{\varphi, \kappa} \left(\frac{\partial u}{\partial \nu} \right) = d\mathfrak{s}_{\varphi, \kappa} \left(-J \frac{\partial u}{\partial \theta} \right) = \lambda \left(\frac{\partial u}{\partial \theta} \right).$$

By the Z -invariance of L and the boundary condition $u(\partial\Sigma) \subset L$, both $Z(u(z_0))$ and $\frac{\partial u}{\partial\theta}(z_0)$ are contained in $T_{u(z_0)}L$, which is a $d\lambda$ -Lagrangian subspace. Therefore we have

$$0 = d\lambda\left(Z, \frac{\partial u}{\partial\theta}\right) = \lambda\left(\frac{\partial u}{\partial\theta}\right)$$

where the second equality follows from the definition of Liouville vector field Z of λ .

This is a contradiction to (11.4) and hence the function $\mathfrak{s}_\varphi \circ u$ cannot have a boundary maximum either. This finishes the proof. \square

Remark 11.4. The same confinement result holds for the Floer's continuation equation for the moving Lagrangian boundary condition of nonnegative isotopies, which we refer readers to the most updated versions of [OT20] (for the unwrapped case), and [OT19] (for the wrapped case) for the details.

12. CONFINEMENT THEOREMS FOR SYMPLECTIC COHOMOLOGY

We work in the setting of Section 10.2. We consider two cases separately, one for the structure map for the symplectic cohomology (i.e., for the autonomous Hamiltonian) and the other for the case of Floer continuation map (i.e., for the nonautonomous Hamiltonian).

In this section, we consider a (time-dependent) sectorial Hamiltonian $H = H(t, x)$.

Theorem 12.1. Let (M, λ) be a Liouville sector. Let (J, H) be sectorial. Suppose u satisfies the equation (10.3) and $\text{Image } u \cap \partial M = \emptyset$. Then the following hold:

- (1) (Horizontal C^0 estimates) There exists some $\epsilon = \epsilon(\vec{L}) > 0$ independent of u 's such that

$$\text{Image } u \subset M \setminus \text{Nbhd}_\epsilon(\partial M).$$

- (2) (Vertical C^0 estimates) There exists $N_0 = N_0(\vec{L}, H) > 0$ independent of u 's such that

$$\text{Image } u \subset M \setminus \text{Nbhd}_{s \leq N_0}(\partial_\infty M).$$

The rest of this subsection will be occupied by the proof of this theorem. Again it is enough to prove

$$\text{Image } u \subset (\mathfrak{s}_{\varphi, \kappa})^{-1}((-\infty, r]) \tag{12.1}$$

for some $r > 0$.

Proposition 12.2. Let J be a λ -sectorial almost complex structure, and $H = H(t, x)$ be any sectorial Hamiltonian. Then for any solution u of (10.2), we have

$$\Delta(\mathfrak{s}_{\varphi, \kappa} \circ u) = \left| \frac{\partial u}{\partial\tau} - X_H(u) \right|_J^2 - \rho'(\mathfrak{s}_{\varphi, \kappa} \circ u) \frac{\partial}{\partial\tau}(\mathfrak{s}_{\varphi, \kappa} \circ u). \tag{12.2}$$

on a neighborhood $\text{Nbhd}(\partial_\infty M \cup \partial M)$.

Proof. We restrict ourselves to a neighborhood contained in

$$\text{Nbhd}_{I \geq N}(\partial_\infty M) \cap \text{Nbhd}_{2\epsilon_0}(\partial M)$$

of the ceiling of a sectorial corner C_δ . Then the function $f : F \times \mathbb{C}_{\text{Re} \geq 0} \rightarrow \mathbb{R}$ satisfies the properties given in Proposition 2.3. We also focus on the neighborhood of a fixed sectorial corner where the end-profile function $\mathfrak{s}_{\varphi, \kappa}$ is defined.

By taking the differential of $-u^*(d\mathfrak{s}_{\varphi,\kappa} \circ J) = u^*\lambda$ for the λ -sectorial J , we obtain

$$-u^*d(d\mathfrak{s}_{\varphi,\kappa} \circ J) = u^*d\lambda.$$

Using this and the equation (10.4), we now evaluate $u^*d\lambda$ against the tuple $(\frac{\partial}{\partial\tau}, \frac{\partial}{\partial t})$ and derive

$$\begin{aligned} u^*d\lambda &= d\lambda\left(\frac{\partial u}{\partial\tau}, \frac{\partial u}{\partial t}\right) \\ &= d\lambda\left(\frac{\partial u}{\partial\tau}, \frac{\partial u}{\partial t} - X_H(u)\right) + d\lambda\left(\frac{\partial u}{\partial\tau}, X_H(u)\right) \\ &= \left|\frac{\partial u}{\partial\tau} - X_H(u)\right|_J^2 - \rho'(\mathfrak{s}_{\varphi,\kappa} \circ u) \frac{\partial}{\partial\tau}(\mathfrak{s}_{\varphi,\kappa} \circ u). \end{aligned}$$

For the last equality, we have also used $H = \rho(\mathfrak{s}_{\varphi,\kappa} \circ u)$ and calculations

$$\begin{aligned} d\lambda\left(\frac{\partial u}{\partial\tau}, X_H(u)\right) &= -d_M H(u) \left(\frac{\partial u}{\partial\tau}\right) \\ &= -\frac{\partial}{\partial\tau}(H(t, u)) + \left(\frac{\partial H_t}{\partial\tau}\right)(u) \\ &= -\frac{\partial}{\partial\tau}(H(t, u)) = -\frac{\partial}{\partial\tau}(\rho(\mathfrak{s}_{\varphi,\kappa} \circ u)) \\ &= -\rho'(\mathfrak{s}_{\varphi,\kappa} \circ u) \frac{\partial}{\partial\tau}(\mathfrak{s}_{\varphi,\kappa} \circ u). \end{aligned}$$

This finishes the proof. \square

Proof of Theorem 12.1. An immediate corollary of Proposition 12.2 and (10.2) is that we can apply the maximum (as well as the strong maximum) principle to conclude that $\mathfrak{s}_{\varphi,\kappa} \circ u$ cannot carry any local maximum point. (See Appendix C for some more details for how the strong maximum principle applies.)

In particular, we have a uniform C^0 bound $r_0 > 0$ such that

$$\text{Image } u \subset \{\mathfrak{s}_{\varphi,\kappa} \leq r_0\}$$

for any finite energy solution u . \square

Remark 12.3. Theorem 12.1 implies that the moduli space of J -holomorphic curves $v : \Sigma \rightarrow M$ is a disjoint union of those curves that touch ∂M , and those curves that are bounded away from a neighborhood of ∂M . In particular, if one member in a continuous family of J -holomorphic curves is bounded away from ∂M , so are all other members of that family. In the Lagrangian Floer theory of Liouville sectors, we will always consider J -holomorphic curves whose images are contained in $\text{Int}(M) = M \setminus \partial M$. Theorem 12.1 ensures Gromov compactness for this class of curves.

13. CONFINEMENT FOR THE CONTINUATION UNDER NONNEGATIVE LIOUVILLE ISOTOPIES

In this section, we consider a one-parameter family of sectorial Hamiltonians $H^s = H^s(t, x)$ and consider Floer continuation maps for the symplectic cohomology. The Floer continuation equation is given by

$$\frac{\partial u}{\partial\tau} + J \left(\frac{\partial u}{\partial t} - X_{H_t^{\chi(\tau)}}(u) \right) = 0 \quad (13.1)$$

for an elongation function $\chi : \mathbb{R} \rightarrow S^1$ with $\chi(\tau) = 0$ such that

$$\begin{aligned} \chi(\tau) &= \begin{cases} 1, & \text{at } \tau = -\infty \\ 0 & \text{at } \tau = \infty \end{cases} \\ \chi' &\leq 0 \end{aligned} \tag{13.2}$$

Theorem 13.1. Let J and $H^s = H^s(t, x)$ be a sectorial nonnegative isotopy and consider the Floer continuation equation (13.1) for a map $u : \mathbb{R} \times S^1 \rightarrow M$ with finite geometric energy and $\text{Image } u \cap \partial M = \emptyset$. Then for each given periodic orbits z_{\pm} of Hamiltonians $H_{\pm} = H_{\pm}(t, x)$ respectively with $\text{Image } z_{\pm} \cap \partial M = \emptyset$, there exists some $r_0 > 0$ such that any solution for u with finite geometric energy satisfies

$$\text{Image } u \subset (\mathfrak{s}_{\varphi, \kappa})^{-1}((-\infty, r_0]). \tag{13.3}$$

Proof. As before, we compute $\Delta(\mathfrak{s}_{\varphi, \kappa} \circ u) d\tau \wedge dt$

$$\Delta(\mathfrak{s}_{\varphi, \kappa} \circ u) d\tau \wedge dt = -d(d(\mathfrak{s}_{\varphi, \kappa} \circ u) \circ j) = u^* d\lambda. \tag{13.4}$$

Then we have

$$u^* d\lambda = \left(\left| \frac{\partial u}{d\tau} - X_{H^x}(u) \right|_J^2 - \frac{\partial}{\partial \tau} (\rho^x(\mathfrak{s}_{\varphi, \kappa} \circ u)) \right) d\tau \wedge dt.$$

Combining the two, we have derived

$$\Delta(\mathfrak{s}_{\varphi, \kappa} \circ u) = \left| \frac{\partial u}{d\tau} - X_{H^x}(u) \right|_J^2 - \frac{\partial}{\partial \tau} (\rho^x(\mathfrak{s}_{\varphi, \kappa} \circ u))$$

similarly for (12.2), except ρ replaced by ρ^x which now varies depending on the variable τ .

We rewrite

$$\frac{\partial}{\partial \tau} (\rho^x(\mathfrak{s}_{\varphi, \kappa} \circ u)) = (\rho^{x(\tau)})'(\mathfrak{s}_{\varphi, \kappa} \circ u) \frac{\partial}{\partial \tau} (\mathfrak{s}_{\varphi, \kappa} \circ u) + \chi'(\tau) (\rho^{x(\tau)})'(\mathfrak{s}_{\varphi, \kappa} \circ u).$$

Since $\chi' \leq 0$ and $(\rho^s)' > 0$, we have derived

$$-\frac{\partial}{\partial \tau} (\rho^x(\mathfrak{s}_{\varphi, \kappa} \circ u)) \geq -(\rho^{x(\tau)})'(\mathfrak{s}_{\varphi, \kappa} \circ u) \frac{\partial}{\partial \tau} (\mathfrak{s}_{\varphi, \kappa} \circ u).$$

In particular, we have derived

$$\Delta(\mathfrak{s}_{\varphi, \kappa} \circ u) \geq -(\rho^{x(\tau)})'(\mathfrak{s}_{\varphi, \kappa} \circ u) \frac{\partial}{\partial \tau} (\mathfrak{s}_{\varphi, \kappa} \circ u). \tag{13.5}$$

Therefore we can apply the (interior) maximum principle. We postpone till Appendix C to explain how this differential inequality together with the Z -invariance of the given Lagrangian boundary condition enables us to apply the strong maximum principle too.

This finishes the proof. \square

The above theorem can be rephrased as that the Floer continuation equation is amenable to the maximum principle for the sectorial nonnegative homotopies $\{H^s\}$.

Remark 13.2. It is worthwhile to highlight the pair of conditions in Definition 9.6 enables us to establish all the necessary C^0 -estimates in our sectorial framework by the maximum principle, using only the standard geometric calculations that have been used in the Hamiltonian geometry and in the analysis of pseudoholomorphic

curves. All of the proofs of the C^0 -estimates in the literature involve some type of analytic comparison estimates between the growth rate of the Hamiltonian H , the symplectization radial coordinates s and other derivative estimates of the almost complex structures J . (See [GPS17, Definition 4.5] and [Gan13, Appendix], for example, and the relevant references therein for the proofs of the C^0 -estimates.) On the other hand, under the aforementioned pair of the conditions, our C^0 -estimates in this sectorial framework are closely tied to the Hamiltonian geometry and are derived from some tensorial calculations and the sign considerations *without doing any estimates* for the application of the maximum principle to $\mathfrak{s}_{\varphi, \kappa}$.

14. CONFINEMENT FOR CLOSED-OPEN AND OPEN-CLOSED MAPS

As described in Subsection 10.3, the relevant Floer equation for the closed-open and open-closed maps is given as follows: We will focus on the case when there is only one interior puncture. In this case, we can identify $D^2 \setminus z_0^+$ with the semi-cylinder

$$\mathbb{R} \times (-\infty, 0].$$

Under this identification, let $K : (-\infty, 0] \times M \rightarrow \mathbb{R}$ be the given τ -dependent sectorial Hamiltonians $\{K^\tau\}$.

$$K(\tau, x) = \begin{cases} H(x) & \text{for } \tau > R \text{ with } R \text{ sufficiently large} \\ 0 & \text{for } 0 \leq \tau \leq \delta \text{ for some } 0 < \delta < R. \end{cases} \quad (14.1)$$

We consider the equation

$$\frac{\partial u}{\partial \tau} + J \left(\frac{\partial u}{\partial t} - X_K(u) \right) = 0. \quad (14.2)$$

The following is the confinement result for the solutions for (14.2).

Theorem 14.1. Let $K = K(\tau, t)$ be a τ -dependent (autonomous) sectorial Hamiltonians $K_\tau = K(\tau, x)$ such that

$$K(-\infty, x) = \chi(\tau)H(x)$$

with an elongation function $\chi : (-\infty, 0] \rightarrow [0, 1]$ such that

$$\begin{aligned} \chi(\tau) &= \begin{cases} 1 & \text{near } \tau = -\infty \\ 0 & \text{near } \tau = 0 \end{cases} \\ \chi'(\tau) &\leq 0. \end{aligned}$$

Then there exists some $r_0 > 0$ such that any solution for u with finite geometric energy satisfies

$$\text{Image } u \subset (\mathfrak{s}_{\varphi, \kappa})^{-1}((-\infty, r_0]). \quad (14.3)$$

Proof. By the same calculation as in the proof of Theorem 13.1, we derive the following differential inequality

$$\Delta(\mathfrak{s}_{\varphi, \kappa} \circ u) \geq -\chi'(\tau) \frac{\partial}{\partial \tau} (\mathfrak{s}_{\varphi, \kappa} \circ u).$$

Then we can apply the maximum and the strong maximum principle respectively again as in Appendix C and finish the proof. \square

Remark 14.2. The case of more than one interior punctures do not carry the global coordinate (τ, t) as in the above case of one interior puncture and requires the usage of general TM -valued one form $P(u)$ and involves the general equation

$$(du - P(u))_J^{(0,1)} = 0$$

in the setting of Hamiltonian fibration as in [OT20]. We will elaborate this elsewhere.

15. CONSTRUCTION OF COVARIANT INCLUSION FUNCTOR

In this section, we explain how the necessary confinement results entering in the construction of the covariantly functorial morphisms defined in [GPS17] can be established utilizing the present sectorial Floer package. We will focus on the geometric part of the construction since the algebraic part of the construction is almost the same as that of [GPS17, Section 3.4-3.6].

Let $X \hookrightarrow X'$ be an inclusion of Liouville sectors in the sense of [GPS17]. We will only consider the case

$$X \cap \partial X' = \emptyset$$

for the simplicity of exposition which can be easily accommodate the case with $X \cap \partial X' \neq \emptyset$. In particular, there is some neighborhood $\text{Nbhd}(\partial X')$ of $\partial X'$ such that

$$X \cap \text{Nbhd}(\partial X') = \emptyset$$

where

$$\text{Nbhd}(\partial X')$$

is a neighborhood of $\partial X'$ that is Z -invariant at infinity. We would like to mention that this choice of neighborhood depends only on the given pair $X \subset X'$ with $X \cap \partial X' = \emptyset$.

With this geometric preparation, our construction of the covariantly functorial inclusion functor follows the following steps. We let ϵ_0 be the same constant that is used before.

15.1. Step 1: Choice of smoothing profiles. We take smoothing profiles and other Floer data of X and X' to define the wrapped Fukaya categories

$$\text{Fuk}(X), \quad \text{Fuk}(X')$$

respectively.

We may take the smoothing profiles and associated end-profile functions of X and X' as follows by suitably decreasing $\epsilon_0 > 0$ and $\epsilon > 0$ if necessary.

We first have a splitting data and the decomposition

$$X = F \times \mathbb{C}_{[0, 4\epsilon_0]} \bigcup X_{-4\epsilon_0}$$

where $X_{-4\epsilon_0} := X \setminus F \times \mathbb{C}_{[0, 4\epsilon_0]}$, so that

$$X \cap \text{Nbhd}_{4\epsilon_0}(\partial X') = \emptyset$$

and $\text{Nbhd}_{4\epsilon_0}(\partial X') \subset \text{Nbhd}(\partial X')$ for the neighborhood $\text{Nbhd}(\partial X')$ chosen in the beginning.

We take a contact type hypersurface S'_0 of X' so that

$$S'_0 \pitchfork \partial X$$

and the associated radial function s will also have the form

$$s = s(I)$$

on $F \times \mathbb{C}_{[0, 2\epsilon_0]} \cup X_{-4\epsilon_0} \subset X$. Recall by definition that s also has the form $s(I')$ on $\text{Nbhd}_{\frac{3\epsilon_0}{2}}(\partial X')$. Then we define the end-profile functions of $\mathfrak{s}_{\varphi, \kappa}^X$ and $\mathfrak{s}_{\varphi, \kappa}^{X'}$ simultaneously using this radial function s defined on X' .

15.2. Step 2: Choice of generating Lagrangian branes. We take a collection I of sectorial Lagrangians in X indexed by a countable set I containing all isotopy classes of Lagrangians.

The following definition is given in [GPS17, Section 3.4].

Definition 15.1 (Positive wrapping category, [GPS17]). The *positive wrapping category* denoted by

$$(L \rightsquigarrow -)^+$$

is defined as follows:

- **[Objects]** isotopies of exact Lagrangians $\phi : L \rightsquigarrow L^w$,
- **[Morphisms]** The morphisms

$$(\phi : L \rightsquigarrow L^w) \rightarrow (\phi' : L \rightsquigarrow L^{w'})$$

are the homotopy classes of positive isotopies of exact Lagrangians $\psi : L^w \rightarrow L^{w'}$ such that $\phi \# \psi = \phi'$.

Motivated by this, we also consider the following.

Definition 15.2. We say two sectorial Lagrangians are in the same isotopy class if there is a positive isotopy from one to the other.

By applying a suitable Hamiltonian isotopy, we may assume that all elements of I are contained in

$$X \setminus \text{Nbhd}_{\sqrt{\epsilon_1}}^Z(\partial X)$$

for some sufficiently small $\epsilon_1 > 0$.

Remark 15.3. (1) For example, we may use the Hamiltonian isotopy generated by $-X_I$ where I is the function that naturally appears when a splitting data is chosen later. But we prefer to make this operation independent of such a choice.

- (2) Here one should regard ϵ_1 as the ϵ that appears in the construction of convex smoothing functions φ .

Denote by \mathcal{J} the indexing set \mathcal{J} which corresponds to the indexing set I used in [GPS17]. Since we use the letter I for the Hamiltonian I already, we avoid using the same letter by changing I to the calligraphic \mathcal{I} here.) Then we write the poset

$$\mathcal{O} = \mathbb{Z}_{\geq 0} \times \mathcal{J}$$

as in [GPS17, Section 3.6].

15.3. Step 3: Defining a λ -sectorial almost complex structure. We first take an associated λ -sectorial almost complex structure on $X \setminus \text{Nbhd}_{[2\epsilon_0, \infty)}(\partial X)$ that satisfies the defining properties λ -sectorial almost complex structures thereon by regarding

$$X \setminus \text{Nbhd}_{[2\epsilon_0, \infty)}(\partial X) =: X_{2\epsilon_0}$$

itself as a Liouville sector with the decomposition

$$X_{2\epsilon_0} \setminus X_{4\epsilon_0} = F \times \mathbb{C}_{[4\epsilon_0, \infty)}.$$

Then we extend this arbitrarily to a λ -sectorial J for the whole X' . We take

$$2\epsilon_0 < \sqrt{\epsilon_1}.$$

15.4. Step 4: Enlarging the generating collection to X' . Next we consider the corresponding data for the sector X' . We similarly choose \mathcal{J}' so that all elements thereof are contained both in

$$X' \setminus \text{Nbhd}_{\sqrt{\epsilon_1}}^Z(\partial X) \subset X' \setminus \text{Nbhd}_{2\epsilon_0}(\partial X').$$

We set

$$\mathcal{O}' = \mathbb{Z}_{\geq 0} \times (\mathcal{J}' \cup \mathcal{O}).$$

15.5. Step 5: Study of pseudoholomorphic curves on X' . Now using the above chosen Floer data (J, H) on X' , we consider the J -holomorphic equations on the marked discs $\dot{\Sigma}$

$$\dot{\Sigma} = D^2 \setminus \{z_0, \dots, z_m\}, \quad z_0, \dots, z_m \in \partial D^2$$

on X' with the corresponding boundary conditions with the Lagrangians L_0, \dots, L_m from \mathcal{J}' . Then thanks to the properties of the sectorial Floer package

$$(J, H), \quad \{L_0, \dots, L_m\}$$

established in the present paper, the maximum (and strong maximum principle) give rise to the covariantly functorial inclusion functor in the same way as [GPS17] does.

APPENDIX A. DISCUSSION

Here we would like to attract attention of readers to the implication of our sectorial Floer package to the geometric framework needed to perform the analysis of pseudoholomorphic curves on noncompact symplectic manifolds which have been commonly adopted in relation to the study of wrapped Fukaya category on the Liouville manifolds (or the sectors). We recall that on noncompact manifold setting, the C^0 estimate must precede for the study of compactness properties of pseudoholomorphic curves.

A.1. Monotonicity argument relies on the energy estimates. A Liouville equivalence between two Liouville manifolds (M_1, λ_1) and (M_2, λ_2) is a diffeomorphism $\phi : M_1 \rightarrow M_2$ satisfying $\phi^*\lambda = \lambda + df$ for a function $f : M_1 \rightarrow \mathbb{R}$ *compact support*. (See [AS10].) This support condition enters the analysis of pseudoholomorphic curves through the study of relevant action estimates which in turn is used to get the energy bound. When the maximum principle does not apply, using the monotonicity is a tool to establish for the *autonomous* (that is time-independent) Floer equation. But this approach requires the uniform energy estimate to proceed and hence comes the requirement of some fixed behavior of the primitives f and

g at infinity. This is what has been adopted in the existing literature and also in [GPS17]. Similarly for the study of Floer homology theory of *exact Lagrangian submanifolds* as in the study of wrapped Fukaya category, a choice of Liouville primitive g of $i^*\lambda = dg$ crucially enters first to equip the relevant Floer trajectory equation with a gradient structure. (See [Oh97], [KO01].) This is the reason why the pair (L, g) , not just L itself, has been a part of essential brane data for the Floer theory of exact Lagrangian submanifolds (see [Sei03]). For the case of noncompact Lagrangian submanifolds such as the case of cylindrical Lagrangians in Liouville manifolds researchers have been keen to the support behavior of the primitive g so that the primitive remains to be compactly supported after the various operations such as taking the product of two Lagrangian branes (L_1, g_1) and (L_2, g_2) in the product of Liouville manifolds $M_1 \times M_2$. (See [GPS18] for example.) Obviously the product operation destroys this compact support property.

A.2. Maximum principle does not rely on the energy estimates. Of course, the aforementioned compact support requirement for the above functions f or for g do not enter the Hamiltonian flow equation or the Floer equation themselves other than through the action estimates and hence through the energy estimates. While the presence of the function g is fundamental for the Floer theory to start, a choice thereof does not affect the analysis of pseudoholomorphic curves for the compact Lagrangian submanifolds, *unless one is interested in a quantitative aspect of the Floer theory.*

When the maximum principle applies, it is the most efficient way of establishing the C^0 estimates because it first requires only the local property of the second derivative estimates and are independent of the energy estimates *once the asymptotic limits are prescribed.* More importantly it does not depend on the choice of primitives and even applies equally well to non-exact (cylindrical) Lagrangian submanifolds. Since we use the maximum principle to establish the C^0 estimates which does not depend on the choice of primitives, we need no longer require this compact support condition for the primitives. (See [Oh97] for an early advocacy of the *asymptotically constant* framework.) This enables us to widen the class of Hamiltonians in the literature e.g., those used in [Gro17], [GPS17] to that of the *simply defined* sectorial ones we introduce in the present paper once the λ -sectorial almost complex structure is paired with them in the study of Floer equations. The *conformally Liouville diffeomorphisms* that we used to deform the Liouville form at infinity in Section 6 implicitly plays a crucial role along the way in the process of the construction of λ -sectorial almost complex structures. We safely put the effect of this haphazard operation of considering such a diffeomorphism into that of J , although such an operation should be avoided in the study of wrapped Fukaya category of Liouville sectors since it changes the given Liouville structure. This kind of practice is not alien in the study of Floer theory. In the framework based on the monotonicity argument based on the energy estimate as in [GPS17], such an operation should be avoided and need much more care when it is used.

APPENDIX B. GIROUX'S IDEAL COMPLETION AND THE ASYMPTOTICALLY LINEAR FRAMEWORK

Now we explain an elegant way of packaging all the definitions of sectorial objects utilizing Giroux's notion of ideal Liouville domain which we generalize to the case

of Liouville sector, *provided* we employ the analytical framework of pseudoholomorphic curves on open symplectic manifolds developed by Bao in [Bao15, Bao16] (see also [OW18]) which extends the existing cylindrical-at-infinity (CI) analytical framework to that of more flexible asymptotically-cylindrical-at-infinity (ACI). The point of view of Giroux's ideal completion as the completion of the Liouville domain makes natural to extend the CI category to the ACI category.

B.1. Giroux' notion of ideal Liouville domain. We recall Giroux's notion of the *ideal completion* of the Liouville domain (M^0, λ^0) . We closely follow Giroux' exposition, in particular his notations in this section for the comparison purpose.

Definition B.1 (Ideal Liouville Domains [Gir17]). An *ideal Liouville domain* (F, ω) is a domain F endowed with an ideal Liouville structure ω . The *ideal Liouville structure* is an exact symplectic form on $\text{Int } F$ admitting a primitive λ such that: For some (and then any) function $u : F \rightarrow \mathbb{R}_{\geq 0}$ with regular level set $\partial F = \{u = 0\}$, the product $u\lambda$ extends to a smooth one-form on F which induces a contact form on ∂F .

We alert readers that the F appearing in this definition has nothing to do with F in the main text.

We first recall the construction of ideal completion from [Gir17, Example 9]. Let $u : M^0 \rightarrow \mathbb{R}_{\geq 0}$ be a function with the following properties:

- u admits $C = \partial M^0$ as its regular level set $\{u = 0\}$,
- $X_\lambda[\log u] < 1$ at every point in $\text{Int } M^0$.

Then the form $\omega^0 := d(\lambda^0/u)$ defines a symplectic form on $\text{Int } M^0$. The pair (M^0, ω^0) is an *ideal Liouville domain* which Giroux calls the *ideal completion* of the Liouville domain (M^0, λ^0) .

We write

- $\text{Aut}(M^0, \omega^0)$ for the group of diffeomorphisms of M^0 preserving ω^0 on $\text{Int } M^0$,
- $\text{Aut}_\partial(M^0, \omega^0) \subset \text{Aut}(M^0, \omega^0)$ for the subgroup of diffeomorphisms fixing $C = \partial M^0$ pointwise, and
- $\text{Aut}(C, \xi)$ for the group of contactomorphisms of (C, ξ) .

The following propositions are proved by Giroux.

Proposition B.2 (Proposition 7 [Gir17]). The restriction homomorphism

$$\text{Aut}(M^0, \omega^0) \rightarrow \text{Aut}(C, \xi)$$

is a Serre fibration, with associated long exact sequence of homotopy groups

$$\begin{aligned} \dots \pi_k(\text{Aut}_\partial(M^0, \omega^0)) &\rightarrow \pi_k(\text{Aut}(M^0, \omega^0)) \rightarrow \\ &\rightarrow \pi_k(\text{Aut}(C, \xi)) \rightarrow \pi_{k-1}(\text{Aut}_\partial(M^0, \omega^0)) \rightarrow \dots \end{aligned}$$

Let $u : M^0 \rightarrow \mathbb{R}_{\geq 0}$ be a defining function of $C = \partial M^0$ as above.

Lemma B.3 (Proposition 3 [Gir17]). Let β^b be the vector field dual to the form $\beta = \lambda/u$ defined by $\beta^b \lrcorner \omega^0 = \beta$. Then it is complete on $\text{Int } M^0$ and defines a unique embedding $\iota_\beta : \overline{SC} \rightarrow M^0$ such that $\iota_\beta|_C = \text{id}$ and $\iota_\beta^* \beta = \lambda_\xi$ and its image is an open collar neighborhood U of $C = \partial M^0$.

Therefore ι_β provides a natural decomposition

$$\text{Int } M^0 = (M^0 \setminus U) \cup U$$

such that $\iota_\beta : (SC, d\lambda_\xi) \rightarrow (F, d\beta)$ is a Liouville embedding.

In regard to the Liouville isomorphisms, an upshot of Giroux’s ideal completion is that the group $\text{Aut}(M^0, \omega^0)$ corresponds to the group of asymptotically-linear-at-infinity symplectomorphisms, i.e., *those converging to linear ones exponentially fast at infinity*. (See [Bao15] for the relevant definition of asymptotic linearity or asymptotic cylindricality.) This is an amplification of the standard group of symplectomorphisms *linear-at-infinity*. The Giroux’ framework of ideal Liouville domains allows one to elegantly package this asymptotically linear framework. Therefore it is aesthetically very satisfying to see that Bao’s asymptotically-linear-at-infinity framework enables one to make all the definitions of sectorial objects very simple. Explanation of this is now in order.

B.2. ACI-sectorial Floer package in Liouville sectors. The definition of *ideal sectorial domains* is verbatim the same as that of [Gir17] for the case of Liouville domains (without corners) (under the assumption that the Liouville vector field is tangent to near infinity), and then a Liouville sector is nothing but $M \setminus \partial_\infty M$, an ideal completion of sectorial domain.

In this ACI point of view, it is very simple to give the definitions of sectorial almost complex structures, Hamiltonians and Lagrangians.

We borrow the discussion from [Gir17, Example 9] here: Let (W, λ) be a sectorial domain and $u : W \rightarrow \mathbb{R}_{\geq 0}$ be a defining function of $\partial_\infty W$ with the properties laid out as above. Then $(F, \omega_{[u]})$ with $\omega_{[u]} := d(\lambda/u)$ defines an ideal Liouville domain in the sense of [Gir17, Definition 1].

Definition B.4 (Ceiling-profile function). Let (W, λ) be a sectorial domain. We call a function u above the *ceiling-profile function* the (asymptotically-linear) open Liouville sector (M, ω) if

$$M = W \setminus \partial_\infty W, \quad \omega = d(\lambda/u).$$

Definition B.5 (ACI-sectorial Floer package). Let (W, λ) be a sectorial domain and (M, ω) be an open Liouville sector with the ceiling-profile function u , i.e., $\omega = d(\lambda/u)$.

- (1) [ACI-sectorial Lagrangian] We call a Lagrangian submanifold $L \subset (M, \omega)$ a *ACI-sectorial* if there exists a smooth Lagrangian submanifold \bar{L} in W such that
 - \bar{L} intersects $\partial_\infty W$ transversely,
 - $\bar{L} \cap \partial W = \emptyset$.
 - \bar{L} is β^b -invariant near $\partial_\infty W$.
- (2) [ACI-sectorial almost complex structure] An ω -tame almost complex structure J on M is called *ACI-sectorial*, if J makes the union $\partial_\infty W \cup \partial W$ J pseudoconvex.
- (3) [ACI-sectorial Hamiltonian] A function $H : M \rightarrow \mathbb{R}$ is called *ACI-sectorial* if it smoothly extends to W and satisfies similar conditions as in Definition 9.2 in terms of the J -convex exhaustion function ψ .

Remark B.6. When $\alpha < 1$ with I satisfying $Z[\log I] = \alpha$, the function $I - N$ for sufficiently large $N > 0$ can play the role of the profile function u above on a

neighborhood of the boundary of ∂M , provided the level set $I^{-1}(N)$ is compact in the neighborhood. So if we want to take the ACI point of view, the case $\alpha = 1$ is special in that the function I does not belong to the set of ceiling-profile function: the two form $d(\lambda/I)$ has nontrivial kernel which is nothing but the span of the Liouville vector field. Varying α will be also important, when the family story as in the bundle of Liouville sectors considered in [OT20] and it is good to have the flexibility of choosing the eccentricity of α in the story, and also raises a question what would be the implication when the family cannot avoid including the extreme eccentricity $\alpha = 1$.

APPENDIX C. STRONG MAXIMUM PRINCIPLE AND Z -INVARIANCE OF LAGRANGIANS

In this section, we provide the details on how we apply the maximum (and strong maximum) principle to the circumstances of Theorems 13.1 and 14.1.

In both cases, we have derived a differential inequality of the following type.

$$\begin{cases} \Delta(\mathfrak{s}_{\varphi,\kappa} \circ u) \geq c(\tau, t) \frac{\partial}{\partial \tau}(\mathfrak{s}_{\varphi,\kappa} \circ u) \\ u(\tau, i) \in L_i, \quad i = 0, 1 \end{cases} \quad (\text{C.1})$$

for the function

$$c(\tau, t) = -(\rho^{x(\tau)})'(\mathfrak{s}_{\varphi,\kappa}(u(\tau, t)))$$

in the circumstances of Theorem 13.1 and 14.1. Suppose to the contrary that there exists some local maximum point (τ_0, i) , say, $i = 0$ so that $u(\tau_0, 0) \in L_0$ at which the vector field Z is tangent to L_0 . Then we have

$$\frac{\partial}{\partial \tau}(\mathfrak{s}_{\varphi,\kappa} \circ u)(\tau_0, 0) = 0 \quad (\text{C.2})$$

which implies $\frac{\partial u}{\partial \tau}$ is tangent to the intersection

$$s^{-1}(r_0) \cap L_0, \quad r_0 := \mathfrak{s}_{\varphi,\kappa}(u(\tau_0, 0)).$$

On the other hand, Z is tangent to L_0 at $u(\tau_0, 0)$ by the Z -invariance of L thereon. In particular $T_{u(\tau_0, 0)}(s_{\varphi,\kappa}^{-1}(r_0) \cap L_0) \subset \ker(\lambda|_{s_{\varphi,\kappa}^{-1}(r_0)})$. Then we rewrite

$$\frac{\partial}{\partial t}(\mathfrak{s}_{\varphi,\kappa} \circ u)(\tau_0, 0) = d\mathfrak{s}_{\varphi,\kappa} \left(\frac{\partial u}{\partial t} \right) = -(d\mathfrak{s}_{\varphi,\kappa} \circ J)(J \left(\frac{\partial u}{\partial t} \right)) = \lambda \left(\frac{\partial u}{\partial \tau} \right) = 0$$

where the last vanishing follows from the Z -invariance of L . On the other hand, (C.2) and (C.1) also imply $\Delta(\mathfrak{s}_{\varphi,\kappa} \circ u) \geq 0$. This is a contradiction to the strong maximum principle which should imply

$$\frac{\partial}{\partial t}(\mathfrak{s}_{\varphi,\kappa} \circ u)(\tau_0, 0) > 0$$

unless $\mathfrak{s}_{\varphi,\kappa} \circ u$ is a constant function in which case there is nothing to prove. This finishes the proof.

REFERENCES

- [Alb05] Peter Albers, *On the extrinsic topology of lagrangian submanifolds*, Int. Math. Res. Not. (2005), no. 38, 2341–2371.
- [AS10] Mohammed Abouzaid and Paul Seidel, *An open string analogue of Viterbo functoriality*, Geom. Topol. **14** (2010), no. 2, 627–718. MR 2602848 (2011g:53190)
- [Bao15] Erkao Bao, *On J -holomorphic curves in almost complex manifolds with asymptotically cylindrical ends*, Pacific J. Math. **278** (2015), no. 2, 291–324.

- [Bao16] ———, *On Hofer energy of J -holomorphic curves for asymptotically cylindrical J* , *J. Symplectic Geom.* **14** (2016), no. 1, 97–118.
- [CE] Kai Cieliebak and Yakov Eliashberg, *From Stein to Weinstein and back – symplectic geometry of affine complex manifolds –*, AMS Colloquium Publications, vol. 59, American Mathematical Society, Providence, RI.
- [EHS95] Y. Eliashberg, H. Hofer, and D. Salamon, *Lagrangian intersections in contact geometry*, *Geom. Funct. Anal.* **5** (1995), no. 2, 244–269.
- [FOOO] Kenji Fukaya, Yong-Geun Oh, Hiroshi Ohta, and Kaoru Ono, *Spectral invariants with bulk, quasi-morphisms and Lagrangian Floer theory*, *Mem. Amer. Math. Soc.* **260**, no. 1254, x+266.
- [FOOO20] ———, *Kuranishi Structures and Virtual Fundamental Chains*, Springer Monographs in Mathematics, Springer, Singapore, 2020, 638 pp.
- [Gan13] Sheel Ganatra, *Symplectic cohomology and duality for the wrapped Fukaya category*, arxiv.org:1304.7312, 2013.
- [Gir17] E. Giroux, *Ideal Liouville domains - a cool gadget*, arXiv:1708.08855, 2017.
- [Got82] Mark J Gotay, *On coisotropic imbeddings of presymplectic manifolds*, *Proc. Amer. Math. Soc.* **84** (1982), no. 1, 111–114.
- [GPS17] Sheel Ganatra, John Pardon, and Vivek Shende, *Covariantly functorial wrapped Floer theory on Liouville sectors*, arXiv:1706.03152, 2017.
- [GPS18] ———, *Sectorial descent for wrapped Fukaya categories*, arXiv:1809.03427v2, 2018.
- [Gro17] Yoel Groman, *Floer theory on open manifolds*, preprint, arXiv:1510.04265v5.
- [Hör] Lars Hörmander, *An Introduction to Complex Analysis in Several Variables*, North-Holland Mathematical Library, vol. 7, North-Holland Publishing Co., Amsterdam.
- [KO01] Rajesh Kasturirangan and Yong-Geun Oh, *Floer homology of open subsets and a relative version of Arnold’s conjecture*, *Math. Z.* **236** (2001), no. 1, 151–189.
- [Oan06] Alexandru Oancea, *The Künneth formula in Floer homology for manifolds with restricted contact type boundary*, *Math. Ann.* **334** (2006), no. 1, 65–89.
- [Oh97] Yong-Geun Oh, *Symplectic topology as the geometry of action functional. i. relative floer theory on the cotangent bundle*, *J. Differential Geom.* **46** (1997), no. 3, 499–577.
- [Oh01] ———, *Floer homology and its continuity for non-compact Lagrangian submanifolds*, *Turkish J. Math.* **25** (2001), no. 1, 103–124. MR 1829082
- [Oh15] ———, *Symplectic Topology and Floer Homology. vol. 1.*, New Mathematical Monographs, 28., Cambridge University Press, Cambridge., 2015.
- [Oh21] ———, *Monoid of Liouville sectors with corners and its intrinsic characterization*, arXiv:2110.11726, 2021.
- [OT19] Yong-Geun Oh and Hiro Lee Tanaka, *Continuous and coherent actions on wrapped Fukaya categories*, arXiv:1911.00349, 2019.
- [OT20] ———, *Holomorphic curves and continuation maps in Liouville bundles*, arXiv:2003.04977, 2020.
- [OW18] Yong-Geun Oh and Rui Wang, *Analysis of contact Cauchy-Riemann maps II: Canonical neighborhoods and exponential convergence for the Morse-Bott case*, *Nagoya Math. J.* **231** (2018), 128–223.
- [Sei03] Paul Seidel, *A long exact sequence for symplectic Floer cohomology*, *Topology* **42** (2003), no. 5, 1003–1063. MR 1978046 (2004d:53105)

CENTER FOR GEOMETRY AND PHYSICS, INSTITUTE FOR BASIC SCIENCE (IBS), 77 CHEONGAM-RO, NAM-GU, POHANG-SI, GYEONGSANGBUK-DO, KOREA 790-784 & POSTECH, GYEONGSANGBUK-DO, KOREA

Email address: yongoh1@postech.ac.kr