

Similarity Dimension of Fractal Curves with Multiple Generators

Stefan Pautze

Visualien der Breitbandkatze, Pörnbach, Germany, stefan@pautze.de

Abstract

We propose a definition for the similarity dimension of fractal curves with multiple generators.

1 Introduction

Most fractal curves as the Koch curve [vK04, vK06, Man77] are defined by an initiator and one generator. While the initiator is defined by a polygonal chain or just a single line segment, the generator is defined by a polygonal chain with at least two line segments. The fractal curve is generated iteratively. In a first step all line segments of the initiator are replaced by scaled down copies of the generator with defined orientations. In the following steps, hence iterations, the line segments are replaced again accordingly. To obtain a continuous curve that cannot be differentiated anywhere, the process is repeated an infinite number of times.

In literature a large number of fractal curves can be found, but all fractal curves known to the author rely on one generator only. An exception is the FASS (space filling, self avoiding, self similar and simple) curve of the regular pentagon recently derived in [Pau21]. In detail appropriate decorations were applied on all prototypes of an appropriate cyclotomic aperiodic substitution tiling (CAST) which is also a stone inflation.

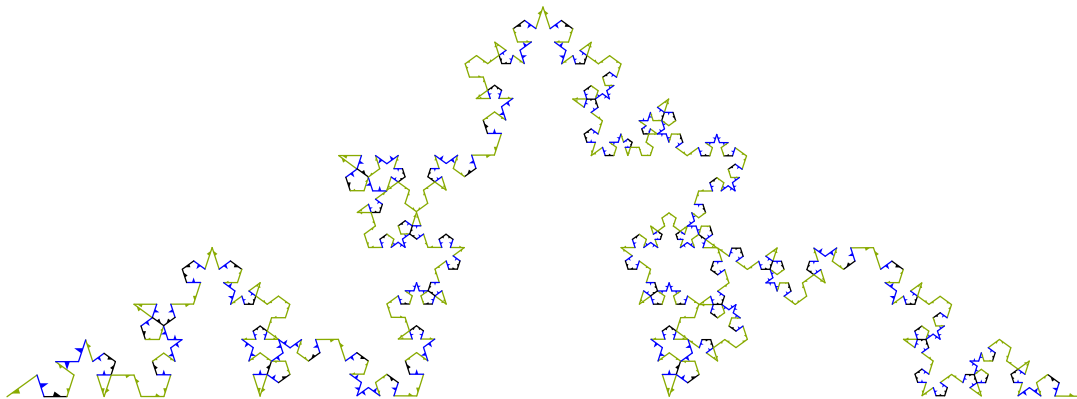


Figure 1.1: The figure shows the 7th iteration of a fractal curve with multiple generators as shown in Figure 4.1. The different line segment types are marked in green, blue and black. The initiator of the curve is line segment L_1 .

Aperiodic substitution tilings as described in [BG13, FGH, and references therein] and its cyclo-tomic variant as discussed in [Pau17, and references therein] are defined by a set of prototiles which can be expanded with a linear map - the “inflation multiplier” - and dissected into copies of prototiles in original size - the “substitution rule”. Substitution tilings allow to cover the entire Euclidean plane without gaps and overlaps with tiles of finite size or to tile a finite area with tiles of infinitesimal size. For the latter case just the expansion is omitted. Obviously in both cases similarity dimension of the tiling is $D = 2$. A space filling curve derived from the tiling has the same property. Since most substitution tilings rely on $n \geq 2$ proto tiles and substitution rules we can also describe the corresponding FASS curve by a set of n substitution rules or more precisely n generators. On closer inspection it turns out that the terms “iteration” and “substitution” as well as the terms “generator” and “substitution rule” have almost identical meanings here.

A FASS curve regardless of the number generators is just a special case of a fractal curve with similarity dimension $D = 2$. This raises an interesting question: How to derive the similarity dimension of a fractal curve with multiple generators in general?

In the following sections we will derive a proposal for an appropriate definition.

2 Perron-Frobenius Theorem

For the analysis of aperiodic substitution tilings it is common to use substitution matrices based on the substitution rules. We will apply the same principle to fractal curves with multiple generators. The substitution matrix M describes, how each of the line segments L_i ; $1 \leq i \leq n$ is replaced by an individual polygonal chain G_i (the generator), each made of a number $k_{i,1}, k_{i,2} \dots k_{i,n}$ of line segments $L_1, L_2 \dots L_n$ scaled down by a linear map with a scaling factor $0 < r_i < 1$; $r_i \in \mathbb{R}$. The scaling factor r_i is defined as the ratio of the length of a line segment L_i to the distance between start and end point of the polygonal chain of generator G_i .

As long as $M \geq 0$ is a primitive matrix so that $\exists(k, M \geq 0) \Rightarrow M^k > 0$ we can apply the Perron–Frobenius theorem as introduced in [Per07] and [Fro12]. That means the Perron–Frobenius eigenvalue of the substitution matrix M is a real positive number so that $\lambda_{PF} \in \mathbb{R}_{>0}$ and the modulo of every other eigenvalue is smaller than λ_{PF} . Furthermore the corresponding left and right Perron-Frobenius eigenvectors x_{PFL} and x_{PFR} also have only real positive elements.

As discussed in [BG13, and references therein] the elements of a normalized right Perron-Frobenius eigenvector x_{PFR}^* which is defined as

$$x_{PFR}^* = \frac{x_{PFR}}{\|x_{PFR}\|_1} = \begin{pmatrix} f_1 \\ f_2 \\ \vdots \\ f_n \end{pmatrix} \text{ so that } \sum_{i=1}^n f_i = 1 \quad (2.1)$$

describe the relative frequency of the proto tiles - or applied to our problem - the relative frequency of the different types of line segments $L_1, L_2 \dots L_n$ in a fractal curve. Furthermore the Perron–Frobenius eigenvalue λ_{PF} represents the multiplication factor applied to the total number of tiles during the substitution. As a consequence it also represents the multiplication factor applied to the total number of line segments during an iteration.

It is known that repeatedly multiplying a vector $x \geq 0$ by a primitive matrix M cause the result to converge to the Perron-Frobenius eigenvector of the matrix. That means regardless of the initial setting the relative frequencies of the types of lines segments of the fractal curves will converge with an increasing number of iterations to the relative frequencies described by x_{PFR}^* .

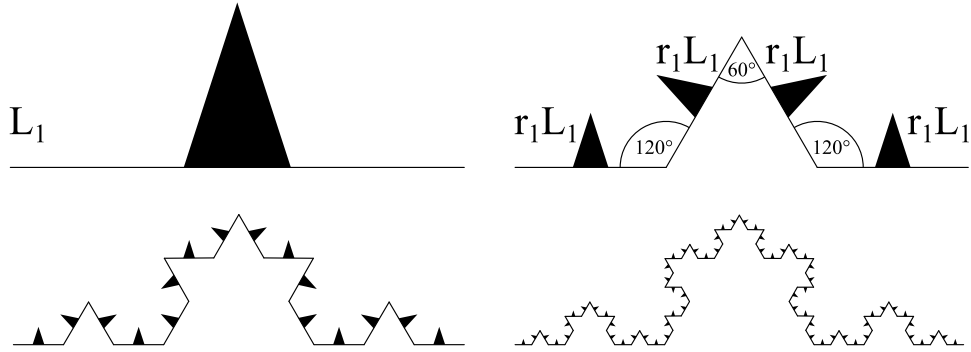


Figure 3.1: The first three iterations (substitutions) of the Koch curve as described in [vK04, vK06, Man77]. The triangles mark the orientation of the line segments and are not part of the curve itself.

The initiator of the curve is line segment L_1 . The scaling factor is given by $r_1 = 1/3$. All angles are multiples of $60^\circ = \pi/3 \text{ rad}$. The similarity dimension is $D = \log(4)/\log(3) \simeq 1.26186$.

3 Similarity Dimension

During the research of fractals and fractal structures different types of fractal dimensions were defined by well known mathematicians like F. Hausdorff, H. Minkowsky, B. B. Mandelbrot and many more. For strictly self similar structures as discussed in this article it is sufficient to focus on the similarity dimension.

H.-O. Peitgen et. al. defined strict self similarity in [PJS⁺91] as follows: “If the figure can be decomposed into parts which are exact replicas of the whole, then the figure is called strictly self-similar. Every part of a strictly self-similar structure contains an exact replica of the whole.” For the purpose of this paper we assume that strict self similarity also applies to a set of figures which can be decomposed into a set of parts which are exact replicas of elements in the set of wholes.

The similarity dimension is defined as follows:

$$1 = nr^D \tag{3.1}$$

Where $n \in \mathbb{N}$ is the number of copies, $0 < r < 1$; $r \in \mathbb{R}$ is the scaling factor and $D > 0$; $D \in \mathbb{R}$ is the similarity dimension. This equation works for many fractal curves such as the Koch curve as shown in Figure 3.1. Its generator is defined by a polygonal chain of four line segments of unit length scaled down by $r_1 = 1/3$.

B. B. Mandelbrot proposed in [Man77] a generalization for cases where the n line segments of the generator have different lengths and so different scaling factors $0 < r_i < 1$; $r \in \mathbb{R}$; $1 \leq i \leq n$.

$$1 = \sum_{i=1}^n r_i^D \tag{3.2}$$

A corresponding example is shown in Figure 3.2.

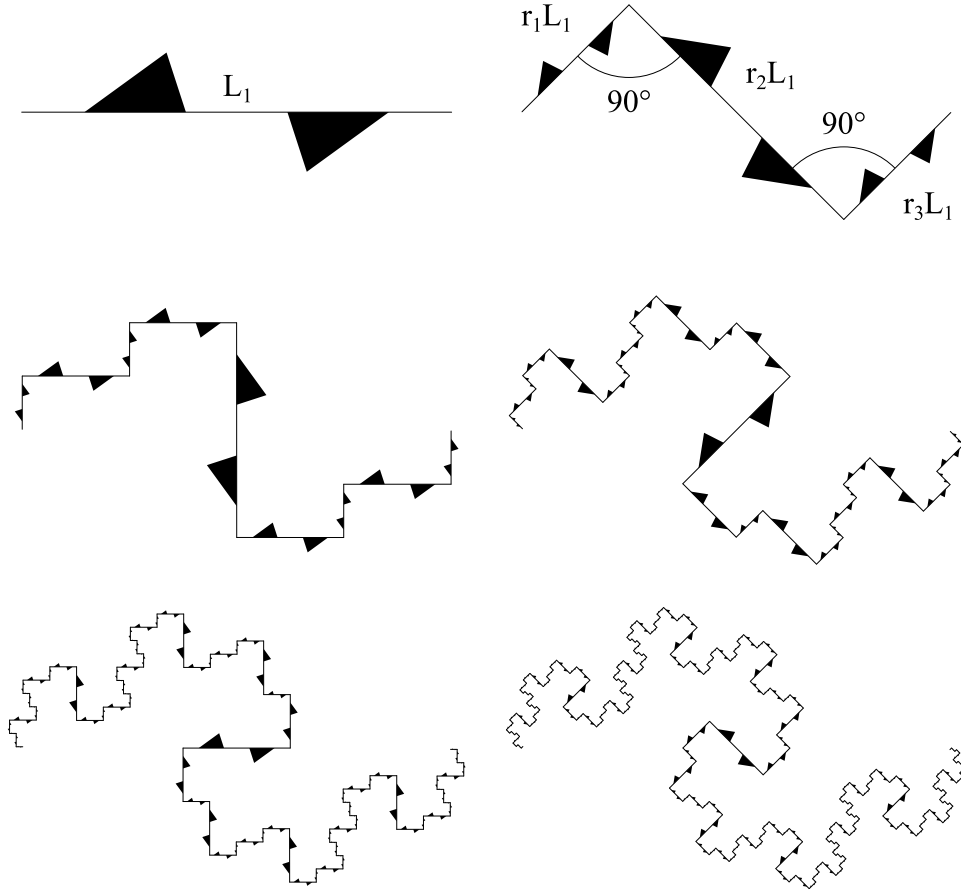


Figure 3.2: The first five iterations (substitutions) of a fractal curve based on one generator with 3 line segments with two different lengths. The triangles mark the orientation of the line segments and are not part of the curve itself.

The initiator of the curve is line segment L_1 as shown on the upper left.

The generator which is equivalent to the first iteration is shown in the upper right.

The scaling factors are given by $2r_1 = r_2 = 2r_3 = 1/\sqrt{2}$. All angles are right angles. The similarity dimension is $D \simeq 1.52361$.

This equation can also be written as:

$$1 = n \sum_{i=1}^n \frac{1}{n} r_i^D \quad (3.3)$$

Here n is the factor which increases the number of line segments in each iteration. The line segments with different scaling factors r_i have all the same relative frequency $1/n$. To describe the case where the line segments have individual relative frequencies we replace n with λ_{PF} and $1/n$ with f_i as introduced in Section 2 and derive the proposed definition for the similarity dimension of fractal curves with multiple generators:

$$1 = \lambda_{PF} \sum_{i=1}^n f_i r_i^D \quad (3.4)$$

4 The Example

In the following part we discuss an example, in detail the curve shown in Figure 1.1 and Figure 4.1. The curve is defined by a set of three generators or substitution rules G_1 , G_2 and G_3 which are assigned to a set of three lines L_1 , L_2 and L_3 with lengths l_1 , l_2 and l_3 . The generators G_i describe how a line segment L_i can be replaced by a polygonal chain made of $k_{i,1}$, $k_{i,2}$ and $k_{i,3}$ line segments L_1 , L_2 and L_3 scaled down by r_i . As a consequence each generator G_i and each type of line L_i is also assigned to a corresponding inflation multiplier r_i .

The curve as shown in Figure 1.1 and Figure 4.1 has the following substitution matrix:

$$M = \begin{pmatrix} k_{1,1} & k_{1,2} & k_{1,3} \\ k_{2,1} & k_{2,2} & k_{2,3} \\ k_{3,1} & k_{3,2} & k_{3,3} \end{pmatrix} = \begin{pmatrix} 1 & 2 & 0 \\ 1 & 0 & 2 \\ 1 & 0 & 0 \end{pmatrix} \quad (4.1)$$

The columns correspond to the generators G_1 , G_2 and G_3 while the rows are assigned to the number of line segments L_1 , L_2 and L_3 .

Obviously the substitution matrix M is primitive because M^3 has only positive entries greater zero:

$$M^3 = \begin{pmatrix} 9 & 6 & 4 \\ 5 & 6 & 4 \\ 3 & 2 & 4 \end{pmatrix} > 0 \quad (4.2)$$

The normalized right Perron-Frobenius eigenvector x_{PFR}^* and the Perron-Frobenius eigenvalue λ_{PF} are calculated with numerical methods:

$$\lambda_{PF} \simeq 2.46750 \quad (4.3)$$

$$x_{PFR}^* = \begin{pmatrix} f_1 \\ f_2 \\ f_3 \end{pmatrix} \simeq \begin{pmatrix} 0.46750 \\ 0.34303 \\ 0.18946 \end{pmatrix} \quad (4.4)$$

Together with Equation (3.4) and the scaling factors r_1, r_2, r_3 in Figure 4.1 we have:

$$1 \simeq 2.46750 \left(0.46750 (0, 618034)^D + 0.34303 (0, 381966)^D + 0.18946 (0, 618034)^D \right) \quad (4.5)$$

The similarity dimension D of the curve in Figure 1.1 and Figure 4.1 is calculated with a numerical method:

$$D \simeq 1.47814 \quad (4.6)$$

5 Summary

Based on B. B. Mandelbrot's equation for the similarity dimension of fractal curves with one generator and line segments with different lengths and scaling factors and the tool sets for the analysis of aperiodic substitution tilings such as the Perron Frobenius theorem, we derived a proposal for a definition for the similarity dimension of fractal curves with multiple generators.

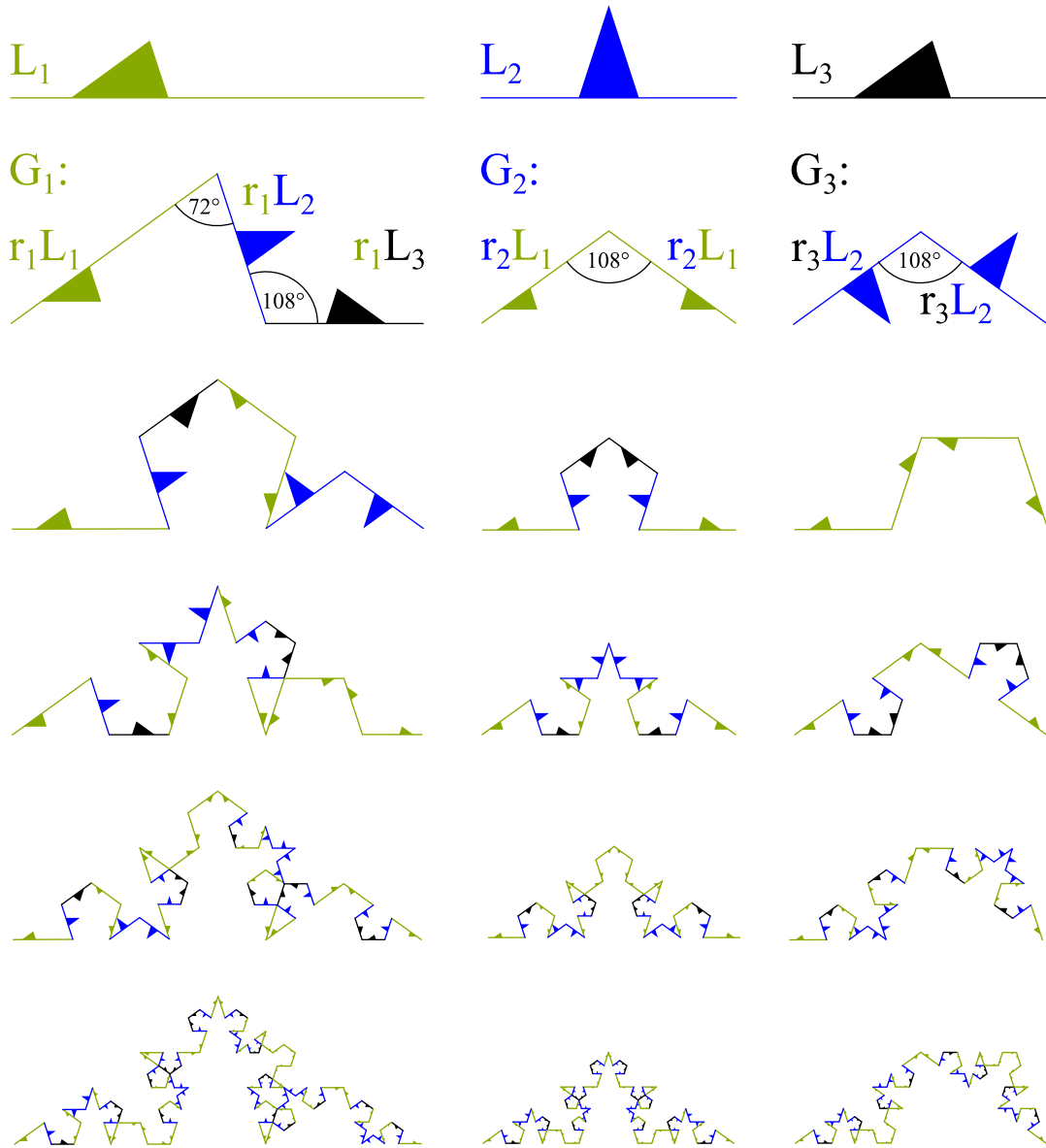


Figure 4.1: The first row shows the three initiators, the line segments L_1 (green), L_2 (blue) and L_3 (black) with individual orientations. The triangles mark the orientation of the line segments and are not part of the curve itself.

The second row shows the three corresponding generators G_1 (green), G_2 (blue) and G_3 (black) which are equivalent to the first iterations. Each of the generators is defined by a polygonal chain, made of the line segments L_1 (green), L_2 (blue) and L_3 (black) with orientations, scaled down by r_i , so that the distance between start and end point of G_i is equal to the length of the assigned line segment L_i .

The other rows show the result of repeated iterations hence substitutions.

The relative lengths of line segments L_1 , L_2 and L_3 are given by $l_1/l_2 = l_1/l_3 = \varphi = \sin(2\pi/5)/\sin(\pi/5) \simeq 1,618034$.

The scaling factors r_1 , r_2 and r_3 are given by $r_1 = r_3 = 1/\varphi = \varphi - 1 \simeq 0,618034$ and $r_2 = r_1^2 = 1/\varphi^2 = 2 - \varphi \simeq 0,381966$.

All angles are multiples of $36^\circ = \pi/5 \text{ rad}$.

The similarity dimension is $D \simeq 1.47814$ as derived in Section 4.

Acknowledgment

The author would like to thank Dirk Frettlöh (Bielefeld University), Christian Mayr (Technische Universität Dresden), Klaus-Peter Nischke, Asta Richter (Technical University of Applied Sciences Wildau), Christoph Richard (Friedrich-Alexander-Universität Erlangen-Nürnberg), Christian Richter (Friedrich-Schiller-Universität Jena) and Jeffrey Ventrella for the helpful discussions and comments.

References

- [BG13] M. Baake and U. Grimm. *Aperiodic Order. Vol 1. A Mathematical Invitation*, volume 149 of *Encyclopedia of Mathematics and its Applications*. Cambridge University Press, Cambridge, 2013.
- [FGH] D. Frettlöh, F. Gähler, and E. O. Harriss. Tilings encyclopedia. available at <http://tilings.math.uni-bielefeld.de/>.
- [Fro12] G. Frobenius. Über Matrizen aus nicht negativen Elementen. *Sitzungsberichte der Königlich Preussischen Akademie der Wissenschaften*, 26:456–477, 1912.
- [Man77] B. B. Mandelbrot. *The Fractal Geometry of Nature*. W. H. Freeman and Company: San Francisco, CA, USA, 1977.
- [Pau17] S. Pautze. Cyclotomic Aperiodic Substitution Tilings. *Symmetry*, 9(2):19, 2017. Available online at <https://www.mdpi.com/2073-8994/9/2/19>.
- [Pau21] S. Pautze. Space-filling, self-similar curves of regular pentagons, heptagons and other n-gons. In David Swart, Frank Farris, and Eve Torrence, editors, *Proceedings of Bridges 2021: Mathematics, Art, Music, Architecture, Culture*, pages 157–164, Phoenix, Arizona, 2021. Tessellations Publishing.
- [Per07] O. Perron. Zur Theorie der Matrizen. *Mathematische Annalen*, 64(2):248–263, 1907.
- [PJS⁺91] H.-O. Peitgen, H. Jürgens, D. Saupe, E. Maletsky, T. Perciante, and L. Yunker. *Self-Similarity*, pages 1–36. Springer New York, New York, NY, 1991.
- [vK04] H. von Koch. Sur une courbe continue sans tangente, obtenue par une construction géométrique élémentaire. *Archiv för Matemat., Astron. och Fys.*, 1:681–702, 1904.
- [vK06] H. von Koch. Une méthode géométrique élémentaire pour l'étude de certaines questions de la théorie des courbes planes. *Acta Math.*, 30:145–174, 1906.