

Review

# NuFIT: Three-Flavour Global Analyses of Neutrino Oscillation Experiments

M.C. Gonzalez-Garcia<sup>1,2,3,\*</sup> , Michele Maltoni<sup>4,\*</sup> , Thomas Schwetz<sup>5,\*</sup> 

- <sup>1</sup> Institució Catalana de Recerca i Estudis Avançats (ICREA), Pg. Lluís Companys 23, 08010 Barcelona, Spain
  - <sup>2</sup> Departament d'Estructura i Constituents de la Matèria, Universitat de Barcelona, 647 Diagonal, E-08028 Barcelona, Spain
  - <sup>3</sup> C.N. Yang Institute for Theoretical Physics, SUNY at Stony Brook, Stony Brook, NY 11794-3840, USA
  - <sup>4</sup> Instituto de Física Teórica UAM/CSIC, Calle de Nicolás Cabrera 13–15, Universidad Autónoma de Madrid, Cantoblanco, E-28049 Madrid, Spain
  - <sup>5</sup> Institut für Astroteilchenphysik, Karlsruher Institut für Technologie (KIT), D-76021 Karlsruhe, Germany
- \* Correspondence: concha@insti.physics.sunysb.edu (M.C.G.-G.); michele.maltoni@csic.es (M.M.) schwetz@kit.edu (T.S.)

**Abstract:** In this contribution, we summarise the determination of neutrino masses and mixing arising from global analysis of data from atmospheric, solar, reactor, and accelerator neutrino experiments performed in the framework of three-neutrino mixing and obtained in the context of the NuFIT collaboration. Apart from presenting the latest status as of autumn 2021, we discuss the evolution of global-fit results over the last 10 years, and mention various pending issues (and their resolution) that occurred during that period in the global analyses.

**Keywords:** neutrino oscillation; neutrino physics; NuFIT

## 1. Introduction

The observation of flavour transitions in neutrino propagation in a variety of experiments has established beyond doubt that lepton flavours are not symmetries of nature. The dependence of the probability of observed flavour transitions with the distance travelled by the neutrinos and their energy has allowed for singling out neutrino masses and the mixing in weak charged current interactions of the massive neutrino states as the responsible mechanism for the observed flavour oscillations [1,2] (see [3] for an overview).

At the time of writing this minireview, neutrino oscillation effects have been observed in:

- $\nu_e$ ,  $\nu_\mu$ ,  $\bar{\nu}_e$ , and  $\bar{\nu}_\mu$  atmospheric neutrinos, produced by the interaction of the cosmic rays on the top of the atmosphere. Results with the highest statistics correspond to Super-Kamiokande [4] and IceCube/DeepCore [5,6] experiments.
- $\nu_e$  solar neutrinos produced in nuclear reactions that make the Sun shine. Results included in the present determination of the flavour evolution of solar neutrinos comprise the total event rates in radiochemical experiments Chlorine [7], Gallex/GNO [8], and SAGE [9], and the time- and energy-dependent rates in the four phases of Super-Kamiokande [10–13], the three phases of SNO [14], and Borexino [15–17].
- neutrinos produced in accelerators and detected at distance  $\mathcal{O}(100\text{ km})$ , in the so-called long baseline (LBL) experiments, and in which neutrino oscillations have been observed in two channels:
  - disappearance results in the energy distribution of  $\nu_\mu$  and  $\bar{\nu}_\mu$  events that were precisely measured in MINOS [18], T2K [19], and NOvA [20].

arXiv:2111.03086v2 [hep-ph] 29 Nov 2021



**Citation:** Gonzalez-Garcia, M.C.; Maltoni, M.; Schwetz, T. NuFIT: Three-Flavour Global Analyses of Neutrino Oscillation Experiments. *Universe* **2021**, *7*, 459. <https://doi.org/10.3390/universe7120459>

Academic Editor: Susana Cebrian Guajardo, María Martínez Pérez and Carlos Peña Garay

Received: 25 October 2021

Accepted: 20 November 2021

Published: 24 November 2021

**Publisher's Note:** MDPI stays neutral with regard to jurisdictional claims in published maps and institutional affiliations.



**Copyright:** © 2021 by the authors. Licensee MDPI, Basel, Switzerland. This article is an open access article distributed under the terms and conditions of the Creative Commons Attribution (CC BY) license (<https://creativecommons.org/licenses/by/4.0/>).

- appearance results of both  $\nu_e$  and  $\bar{\nu}_e$  events in their energy distribution detected in MINOS [21], T2K [19], and NOvA [20].
- $\bar{\nu}_e$  produced in nuclear reactors. Their disappearance was observed in their measured energy spectrum at two distinctive baselines.
  - at  $\mathcal{O}(1\text{ km})$ , denoted medium baselines (MBL), in Double Chooz [22], Daya Bay [23], and RENO [24].
  - at LBL in KamLAND [25].

These results imply that neutrinos are massive and there is physics beyond the Standard Model (BSM).

The first step towards the discovery of the underlying BSM dynamics for neutrino masses is the detailed characterisation of the minimal low-energy parametrisation that can describe the bulk of results. This requires global analysis of oscillation data as they become available. At present, such combined analyses are in the hands of a few phenomenological groups (see, for example, [26–29]). Results obtained by the different groups are generically in good agreement, which provides a test of the robustness of the present determination of the oscillation parameters. The NuFIT Collaboration [30] was formed in this context about one decade ago by the three authors of this article with the goal of providing timely updated global analysis of neutrino oscillation measurements determining the leptonic mixing matrix and the neutrino masses in the framework of the Standard Model extended with three massive neutrinos. We published five major updates of the analysis [31–36], while intermediate updates are regularly posted in the NuFIT website [30]. Over the years, the work of a number of graduate students and postdocs has been paramount to the success of the project: Johannes Bergström [33], Ivan Esteban [34–36], Alvaro Hernandez-Cabezudo [35], Ivan Martinez-Soler [34], Jordi Salvado [31], and Albert Zhou [36].

## 2. New Minimal Standard Model with Three Massive Neutrinos

The Standard Model (SM) is a gauge theory built to explain the strong, weak, and electromagnetic interactions of all known elementary particles. It is based on gauge symmetry  $SU(3)_{\text{Color}} \times SU(2)_{\text{Left}} \times U(1)_Y$  and is spontaneously broken to  $SU(3)_{\text{Color}} \times U(1)_{\text{EM}}$  by the Higgs mechanism, which provides a vacuum expectation value for a Higgs  $SU(2)_{\text{Left}}$  doublet field  $\phi$ . The SM contains three fermion generations and the chiral nature of the  $SU(2)_{\text{Left}}$  part of the gauge group that is partly responsible for the weak interactions implies that right- and left-handed fermions experience different weak interactions. Left-handed fermions are assigned to the  $SU(2)_{\text{Left}}$  doublet representation, while right-handed fermions are  $SU(2)_{\text{Left}}$  singlets. Because of the vector nature of  $SU(3)_{\text{Color}}$  and  $U(1)_{\text{EM}}$  interactions, both left- and right-handed fermion fields are required to build electromagnetic and strong currents. Neutrinos are the only fermions that have neither color nor electric charge. They only feel weak interactions. Consequently, right-handed neutrinos are singlets of the full SM group and thereby have no place in the SM of particle interactions.

As a consequence of the gauge symmetry and group representations in which fermions are assigned, the SM possesses accidental global symmetry  $U(1)_B \times U(1)_e \times U(1)_\mu \times U(1)_\tau$ , where  $U(1)_B$  is the baryon number symmetry, and  $U(1)_{e,\mu,\tau}$  are the three lepton flavour symmetries.

In the SM, fermion masses are generated by Yukawa interactions that couple the right-handed fermion ( $SU(2)_{\text{Left}}$ -singlet) to the left-handed fermion ( $SU(2)_{\text{Left}}$ -doublet) and the Higgs doublet. After electroweak spontaneous symmetry breaking, these interactions provide charged fermion masses. No Yukawa interaction can be written that would give mass to the neutrino because no right-handed neutrino exists in the model. Furthermore, any neutrino mass term built with the left-handed neutrino fields would violate  $U(1)_{L=L_e+L_\mu+L_\tau}$ , which is a subgroup of the accidental symmetry group. As such, it cannot be generated by loop

corrections within the model. It can also not be generated by nonperturbative corrections because the  $U(1)_{B-L}$  subgroup of the global symmetry is nonanomalous.

From these arguments, it follows that the SM predicts that neutrinos are strictly massless. It also implies that there is no leptonic flavour mixing, and that there is no possibility of CP violation of the leptons. However, as described in the introduction, we have now undoubted experimental evidence that leptonic flavours are not conserved in neutrino propagation. The Standard Model must thus be extended.

The simplest extension capable of describing the experimental observations must include neutrino masses. Let us call this minimal extension the Minimally Extended Standard Model (NMSM). In fact, this simplest extension is not unique because, unlike for charged fermions, one can construct a neutrino mass term in two different forms:

- in one minimal extension, right-handed neutrinos  $\nu_R$  are introduced, and that the total lepton number is still conserved is imposed. In this form, gauge invariance allows for a Yukawa interaction involving  $\nu_R$ . and the lepton doublet, in analogy to the charged fermions, after electroweak spontaneous symmetry breaking the NMSM Lagrangian, reads:

$$\mathcal{L}_D = \mathcal{L}_{SM} - M_\nu \bar{\nu}_L \nu_R + \text{h.c.} \tag{1}$$

In this case, the neutrino mass eigenstates are Dirac fermions, and neutrino and antineutrinos are distinct fields, i.e.,  $\nu^c \neq \nu$  ( $\nu^c$  here represents the charge conjugate neutrino field). This NMSM is gauge-invariant under the SM gauge group.

- In another minimal extension, a mass term is constructed employing only the SM left-handed neutrinos by allowing for the violation of the total lepton number. In this case, the NMSM Lagrangian is

$$\mathcal{L}_M = \mathcal{L}_{SM} - \frac{1}{2} M_\nu \bar{\nu}_L \nu_L^c + \text{h.c.} \tag{2}$$

In this NMSM, mass eigenstates are Majorana fermions,  $\nu^c = \nu$ . The Majorana mass term above breaks electroweak gauge invariance.

Consequently,  $\mathcal{L}_M$  can only be understood as a low-energy limit of a complete theory, while  $\mathcal{L}_D$  is formally self-consistent. However, in either NMSM, lepton flavours are mixed into the charged-current interactions of the leptons. We denote the neutrino mass eigenstates by  $\nu_i$  with  $i = 1, 2, \dots$ , and the charged lepton mass eigenstates by  $l_i = (e, \mu, \tau)$ ; then, the leptonic charged-current interactions of those massive states are given by

$$- \mathcal{L}_{CC} = \frac{g}{\sqrt{2}} \bar{l}_{iL} \gamma^\mu U^{ij} \nu_j W_\mu^- + \text{h.c.} \tag{3}$$

where  $U$  is the leptonic mixing matrix analogous to the CKM matrix for the quarks. Leptonic mixing generated this way is, however, slightly more general than the CKM flavour mixing of quarks because the number of massive neutrinos ( $n$ ) is unknown. This is so because right-handed neutrinos are SM singlets; therefore, there are no constraints on their number. As mentioned above, unlike charged fermions, neutrinos can be Majorana particles. As a consequence, the number of new parameters in the model NMSM depends on the number of massive neutrino states and on whether they are Dirac or Majorana particles.

In most generality  $U$  in Equation (3) is a  $3 \times n$  matrix, and verifies  $UU^\dagger = I_{3 \times 3}$  but in general  $U^\dagger U \neq I_{n \times n}$ . In this review, however, we focus on analyses made in the context of only three neutrino massive states, which is the simplest scheme to consistently describe data listed in the introduction. In this case, the three known neutrinos ( $\nu_e, \nu_\mu, \nu_\tau$ ) can be expressed

as quantum superpositions of three massive states  $\nu_i$  ( $i = 1, 2, 3$ ) with masses  $m_i$ , and the leptonic mixing matrix can be parametrized as [37]:

$$U = \begin{pmatrix} 1 & 0 & 0 \\ 0 & c_{23} & s_{23} \\ 0 & -s_{23} & c_{23} \end{pmatrix} \begin{pmatrix} c_{13} & 0 & s_{13}e^{-i\delta_{CP}} \\ 0 & 1 & 0 \\ -s_{13}e^{i\delta_{CP}} & 0 & c_{13} \end{pmatrix} \begin{pmatrix} c_{12} & s_{12} & 0 \\ -s_{12} & c_{12} & 0 \\ 0 & 0 & 1 \end{pmatrix} \begin{pmatrix} e^{i\alpha_1} & 0 & 0 \\ 0 & e^{i\alpha_2} & 0 \\ 0 & 0 & 1 \end{pmatrix}, \quad (4)$$

where  $c_{ij} \equiv \cos \theta_{ij}$  and  $s_{ij} \equiv \sin \theta_{ij}$ . In addition to Dirac-type phase  $\delta_{CP}$ , analogous to that of the quark sector, there are two physical phases,  $\alpha_1$  and  $\alpha_2$ , associated to a possible Majorana character of neutrinos that, however, are not relevant for neutrino oscillations.

A consequence of the presence of neutrino masses and the leptonic mixing is the possibility of mass-induced flavour oscillations in vacuum [1,2], and of flavour transitions when a neutrino traverses regions of dense matter [38,39]. Generically, the flavour transition probability in vacuum presents an oscillatory  $L$  dependence with phases proportional to  $\sim \Delta m^2 L/E$  and amplitudes proportional to different elements of mixing matrix. The presence of matter in the neutrino propagation alters both the oscillation frequencies and the amplitudes (see [3] for an overview).

In the convention of Equation (4), the disappearance of solar  $\nu_e$  and long baseline reactor  $\bar{\nu}_e$  dominantly proceeds via oscillations with wavelength  $\propto E/\Delta m_{21}^2$  ( $\Delta m_{ij}^2 \equiv m_i^2 - m_j^2$  and  $\Delta m_{21}^2 \geq 0$  by convention) and amplitudes controlled by  $\theta_{12}$ , while the disappearance of atmospheric and LBL accelerator  $\nu_\mu$  dominantly proceeds via oscillations with wavelength  $\propto E/|\Delta m_{31}^2| \ll E/\Delta m_{21}^2$  and amplitudes controlled by  $\theta_{23}$ . Generically,  $\theta_{13}$  controls the amplitude of oscillations involving  $\nu_e$  flavour with  $E/|\Delta m_{31}^2|$  wavelengths. Angles  $\theta_{ij}$  can be taken to lie in the first quadrant,  $\theta_{ij} \in [0, \pi/2]$ , and phase  $\delta_{CP} \in [0, 2\pi]$ . Values of  $\delta_{CP}$  different from 0 and  $\pi$  imply CP violation in neutrino oscillations in vacuum. In this convention,  $\Delta m_{21}^2$  is positive by construction. Moreover, given the observed hierarchy between the solar and atmospheric wavelengths, there are two possible nonequivalent orderings for the mass eigenvalues:

- $m_1 \ll m_2 < m_3$  so  $\Delta m_{21}^2 \ll \Delta m_{32}^2 (\simeq \Delta m_{31}^2 > 0)$ , referred to as Normal Ordering (NO);
- $m_3 \ll m_1 < m_2$  so  $\Delta m_{21}^2 \ll -(\Delta m_{31}^2 \simeq \Delta m_{32}^2 < 0)$  referred to as Inverted Ordering (IO).

The two orderings, therefore, correspond to the two possible choices of the sign of  $\Delta m_{31}^2$ . In NuFIT, we adopted the convention of reporting results for  $\Delta m_{31}^2$  for NO and  $\Delta m_{32}^2$  for IO, i.e., we always use the one that has the larger absolute value. We sometimes generically denote such quantity as  $\Delta m_{3\ell}^2$ , with  $\ell = 1$  for NO and  $\ell = 2$  for IO.

In summary,  $3\nu$  oscillation analysis of the existing data involves a total of six parameters: two mass-squared differences (one of which can be positive or negative), three mixing angles, and CP phase  $\delta_{CP}$ . For the sake of clarity, we summarise which experiment contributes dominantly to the present determination of the different parameters in Table 1.

**Table 1.** Experiments contributing to the present determination of oscillation parameters.

Experiment	Dominant	Important
Solar Experiments	$\theta_{12}$	$\Delta m_{21}^2, \theta_{13}$
Reactor LBL (KamLAND)	$\Delta m_{21}^2$	$\theta_{12}, \theta_{13}$
Reactor MBL (Daya Bay, RENO, Double Chooz)	$\theta_{13},  \Delta m_{3\ell}^2 $	—
Atmospheric Experiments (SK, IC-DC)	—	$\theta_{23},  \Delta m_{3\ell}^2 , \theta_{13}, \delta_{CP}$
Accel. LBL ( $\nu_\mu, \bar{\nu}_\mu$ ) disapp. (K2K, MINOS, T2K, NOvA)	$ \Delta m_{3\ell}^2 , \theta_{23}$	—
Accel. LBL ( $\nu_e, \bar{\nu}_e$ ) appearance (MINOS, T2K, NOvA)	$\delta_{CP}$	$\theta_{13}, \theta_{23}$

### 3. NuFIT Results: The Three-Neutrino Paradigm

The latest determination of the six parameters in the new NMSM is presented in Table 2, corresponding to NuFIT 5.1 analysis [30,36]. Progress in the determination of these parameters over the last decade is illustrated in Figure 1, which shows the one-dimensional projections of the  $\Delta\chi^2$  from global analysis as a function of each of the six parameters, obtained in the first NuFIT 1.0 analysis and the last NuFIT 5.1 in the upper and lower rows, respectively.

**Table 2.** Determination of three-flavour oscillation parameters from fit to global data NuFIT 5.1 [30,36]. Results in the first and second columns correspond to analysis performed under the assumption of NO and IO, respectively; therefore, they are confidence intervals defined relative to the respective local minimum. Results shown in the upper and lower sections correspond to analysis performed without and with the addition of tabulated SK-atm  $\Delta\chi^2$  data respectively. In quoting values for the largest mass splitting, we defined  $\Delta m_{3\ell}^2 \equiv \Delta m_{31}^2 > 0$  for NO and  $\Delta m_{3\ell}^2 \equiv \Delta m_{32}^2 < 0$  for IO.

		Normal Ordering (Best Fit)		Inverted Ordering ( $\Delta\chi^2 = 2.6$ )	
		bfp $\pm 1\sigma$	$3\sigma$ Range	bfp $\pm 1\sigma$	$3\sigma$ Range
without SK atmospheric data	$\sin^2 \theta_{12}$	$0.304^{+0.013}_{-0.012}$	0.269 → 0.343	$0.304^{+0.012}_{-0.012}$	0.269 → 0.343
	$\theta_{12}/^\circ$	$33.44^{+0.77}_{-0.74}$	31.27 → 35.86	$33.45^{+0.77}_{-0.74}$	31.27 → 35.87
	$\sin^2 \theta_{23}$	$0.573^{+0.018}_{-0.023}$	0.405 → 0.620	$0.578^{+0.017}_{-0.021}$	0.410 → 0.623
	$\theta_{23}/^\circ$	$49.2^{+1.0}_{-1.3}$	39.5 → 52.0	$49.5^{+1.0}_{-1.2}$	39.8 → 52.1
	$\sin^2 \theta_{13}$	$0.02220^{+0.00068}_{-0.00062}$	0.02034 → 0.02430	$0.02238^{+0.00064}_{-0.00062}$	0.02053 → 0.02434
	$\theta_{13}/^\circ$	$8.57^{+0.13}_{-0.12}$	8.20 → 8.97	$8.60^{+0.12}_{-0.12}$	8.24 → 8.98
	$\delta_{CP}/^\circ$	$194^{+52}_{-25}$	105 → 405	$287^{+27}_{-32}$	192 → 361
	$\frac{\Delta m_{21}^2}{10^{-5} \text{ eV}^2}$	$7.42^{+0.21}_{-0.20}$	6.82 → 8.04	$7.42^{+0.21}_{-0.20}$	6.82 → 8.04
	$\frac{\Delta m_{3\ell}^2}{10^{-3} \text{ eV}^2}$	$+2.515^{+0.028}_{-0.028}$	+2.431 → +2.599	$-2.498^{+0.028}_{-0.029}$	-2.584 → -2.413
	with SK atmospheric data	$\sin^2 \theta_{12}$	$0.304^{+0.012}_{-0.012}$	0.269 → 0.343	$0.304^{+0.013}_{-0.012}$
$\theta_{12}/^\circ$		$33.45^{+0.77}_{-0.75}$	31.27 → 35.87	$33.45^{+0.78}_{-0.75}$	31.27 → 35.87
$\sin^2 \theta_{23}$		$0.450^{+0.019}_{-0.016}$	0.408 → 0.603	$0.570^{+0.016}_{-0.022}$	0.410 → 0.613
$\theta_{23}/^\circ$		$42.1^{+1.1}_{-0.9}$	39.7 → 50.9	$49.0^{+0.9}_{-1.3}$	39.8 → 51.6
$\sin^2 \theta_{13}$		$0.02246^{+0.00062}_{-0.00062}$	0.02060 → 0.02435	$0.02241^{+0.00074}_{-0.00062}$	0.02055 → 0.02457
$\theta_{13}/^\circ$		$8.62^{+0.12}_{-0.12}$	8.25 → 8.98	$8.61^{+0.14}_{-0.12}$	8.24 → 9.02
$\delta_{CP}/^\circ$		$230^{+36}_{-25}$	144 → 350	$278^{+22}_{-30}$	194 → 345
$\frac{\Delta m_{21}^2}{10^{-5} \text{ eV}^2}$		$7.42^{+0.21}_{-0.20}$	6.82 → 8.04	$7.42^{+0.21}_{-0.20}$	6.82 → 8.04
$\frac{\Delta m_{3\ell}^2}{10^{-3} \text{ eV}^2}$		$+2.510^{+0.027}_{-0.027}$	+2.430 → +2.593	$-2.490^{+0.026}_{-0.028}$	-2.574 → -2.410

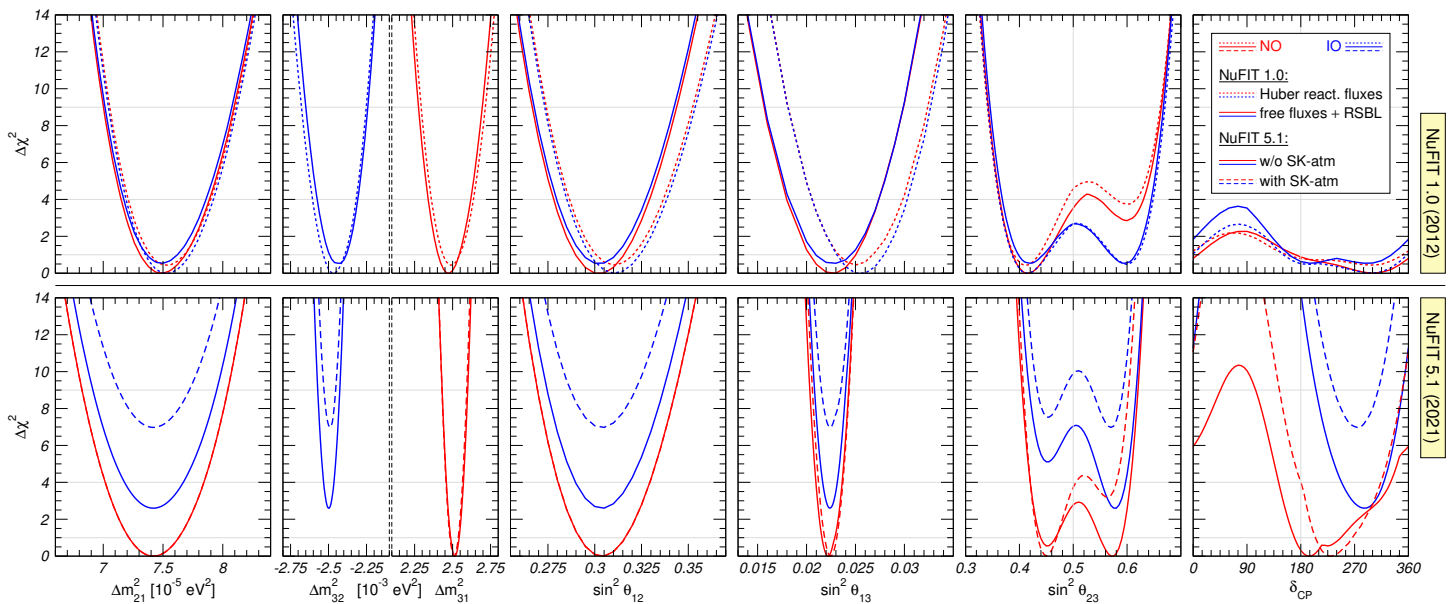
To further illustrate the improvement on the robust precision on the determination of these parameters over the last decade, we could compute the  $3\sigma$  relative precision of parameter  $x$

$$\frac{2(x^+ - x^-)}{(x^+ + x^-)}$$

where  $x^+$  and  $x^-$  are the upper and lower bounds on parameter  $x$  at the  $3\sigma$  level. Doing so, we find the following change in the  $3\sigma$  relative precision (marginalising over ordering):

	NuFIT 1.0	NuFIT 2.0	NuFIT 3.0	NuFIT 4.0	NuFIT 5.1
$\theta_{12}$	15%	14%	14%	14%	14%
$\theta_{13}$	30%	15%	11%	8.9%	9.0%
$\theta_{23}$	43%	32%	32%	27%	27%
$\Delta m_{21}^2$	14%	14%	14%	16%	16%
$ \Delta m_{3\ell}^2 $	17%	11%	9%	7.8%	6.7% [6.5%]
$\delta_{CP}$	100%	100%	100%	100% [92%]	100% [83%]
$\Delta\chi^2_{IO-NO}$	$\pm 0.5$	$-0.97$	$+0.83$	$+4.7$ [+9.3]	$+2.6$ [+7.0]

In the last two columns, numbers between brackets show the impact of including tabulated SK-atm data (see Section 3.3) in the precision of the determination of such a parameter. Since the  $\Delta\chi^2$  profile of  $\delta_{CP}$  is not Gaussian, the precision estimation above for  $\delta_{CP}$  is only indicative. In addition, the last line shows the  $\Delta\chi^2$  between orderings that, for NuFIT 1.0, changed from  $+0.5$  to  $-0.5$  depending on the choice of normalisation for the reactor fluxes.



**Figure 1.** Comparison of global  $3\nu$  oscillation analysis results. All panels show  $\Delta\chi^2$  profiles minimised with respect to all undisplayed parameters. Red (blue) curves are for normal (inverted) ordering. As atmospheric mass-squared splitting, we used  $\Delta m_{31}^2$  for NO and  $\Delta m_{32}^2$  for IO. **(top)** NuFIT 1.0 results. Solid curves obtained with free normalisation of reactor fluxes and the inclusion of data from short-baseline (less than 100 m) reactor experiments; for dotted curves, short-baseline data were not included, but reactor fluxes were fixed to the predictions of [40]. **(bottom)** NuFIT 5.1 results. In all curves, the neutrino fluxes for each reactor experiment were constrained by the corresponding near detector. Solid (dashed) curves obtained without (with) including tabulated SK-atm  $\Delta\chi^2$  data. Figure adapted from [30].

Besides the expected improvement on the precision associated with the increased statistics of some of the experiments and the addition of data from new experiments, there were a number of issues entering analysis, which changed over the covered period. Next, we briefly comment on those.

### 3.1. Reactor Neutrino Flux Uncertainties

The NuFIT 1.0 analysis, which was conducted soon after the first results from the medium baseline ( $\mathcal{O}(1\text{ km})$ ) reactor experiments Daya Bay [41], RENO [42], and Double Chooz [43], provided a positive determination of mixing angle  $\theta_{13}$ . Data from those experiments were analysed with those from finalised reactor experiments Chooz [44] and Palo Verde [45]. Analysis of reactor experiments without a near detector, in particular Chooz, Palo Verde and the early measurements of Double Chooz, depends on the expected rates as computed with some prediction for the neutrino fluxes from the reactors.

At about the same time, the so-called *reactor anomaly* was first pointed out. It amounted to the fact that the most updated reactor flux calculations in [40,46,47] resulted in an increase in the predicted fluxes and a reduction in uncertainties. Compared to those fluxes, results from finalised reactor experiments at baselines  $\lesssim 100\text{ m}$  such as Bugey4 [48], ROVNO4 [49], Bugey3 [50], Krasnoyarsk [51,52], ILL [53], Gösgen [54], SRP [55], and ROVNO88 [56] showed a deficit. In the framework of three flavour oscillations, these reactor short-baseline experiments (RSBL) were not sensitive to oscillations, but at the time played an important role in constraining the unoscillated reactor neutrino flux. So, they could be used as an alternative to theoretically calculated reactor fluxes.

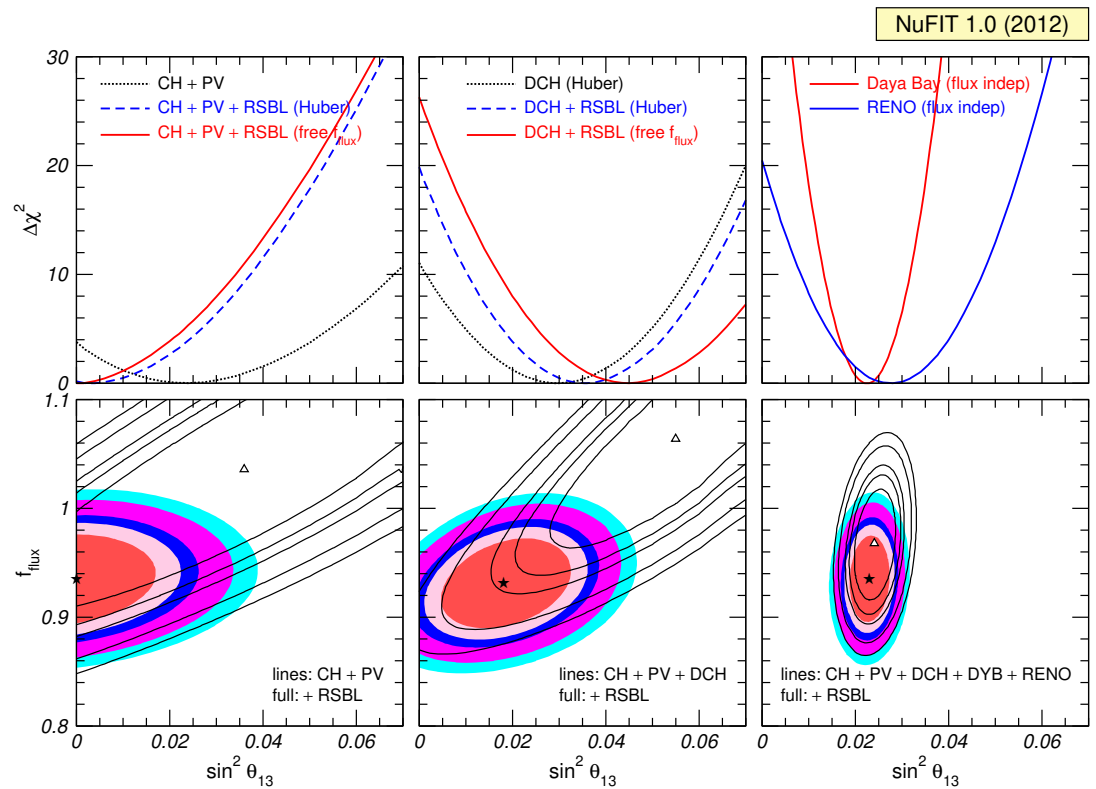
The dependence of these early determinations of  $\theta_{13}$  on the reactor flux modeling is illustrated in Figure 2. The upper panels contain the  $\Delta\chi^2$  from Chooz, Palo Verde, Double Chooz, Daya Bay, and RENO as a function of  $\theta_{13}$  for different choices for the reactor fluxes. The upper-left panel shows that, when the fluxes from [40] had been employed and RSBL reactor experiments had not been included in the fit, all experiments, including Chooz and Palo Verde, preferred  $\theta_{13} > 0$ . However, when the RSBL reactor experiments had been added to the fit, such preference vanished [57], and that happened independently of whether flux normalisation  $f_{\text{flux}}$  was left as a free parameter or not. This can also be inferred from the lower-left panel, which shows contours in the  $(\theta_{13}, f_{\text{flux}})$  plane for analysis of Chooz and Palo Verde with and without the inclusion of RSBL data. The central panels show the dependence of the determination of  $\theta_{13}$  from analysis of Double Chooz on the choice of reactor fluxes: the best-fit value and statistical significance of the nonzero  $\theta_{13}$  signal in this experiment significantly depended on the reactor flux assumption. This was due to the lack of the near detector in Double Chooz at the time.

In view of this, and in order to properly assess the impact of the reactor anomaly on the allowed range of neutrino parameters in NuFIT 1.0, the global analysis was performed under two extreme choices. In the first choice (“Free fluxes + RSBL” in Figure 1) we left the normalisation of reactor fluxes free, and included data from RSBL experiments. In the second option (“Huber”), we did not include the RSBL data, and assume reactor fluxes and uncertainties as predicted in [40]. The left panels of Figure 1 show that this choice resulted in an additional uncertainty of about  $1\sigma$  on various observables.

Being equipped with a near detector, the determination of  $\theta_{13}$  from Daya Bay and RENO was unaffected by the reactor anomaly. As their statistics increased, and with the entrance in operation of the Double Chooz near detector, the impact of the reactor flux normalisation uncertainty steadily decreased, reduced to  $\sim 0.5\sigma$  in NuFIT 2.0 analysis, and becoming essentially irrelevant in NuFIT 3.0.

In what respects the analysis of KamLAND long baseline reactor data, since NuFIT 4.0 we have been relying on the precise reconstruction of the reactor neutrino fluxes (both overall

normalisation and energy spectrum) provided by the Daya Bay near detectors [58], which renders also the KamLAND analysis largely independent of the reactor anomaly. As a side effect, this change in the KamLAND reactor flux model is responsible for the slight increase (from 14% to 16%) of the  $\Delta m_{21}^2$  uncertainty which can be observed in Equation (5).



**Figure 2.** Dependence on reactor flux normalisation choice in NuFIT 1.0. **(upper)** Dependence of  $\Delta\chi^2$  on  $\sin^2 \theta_{13}$  (for fix value  $\Delta m_{31}^2 = 2.47 \times 10^{-3} \text{ eV}^2$ ) for the set of reactor experiments included in the analysis and three different assumptions on the fluxes as labeled in the figure. **(lower)** Confidence level contours in the plane of  $\sin^2 \theta_{13}$  and flux normalisation  $f_{\text{flux}}$ . Full regions and lines correspond to analysis with and without including the RSBL experiments, respectively. Figure adapted from [30].

### 3.2. Status of $\Delta m_{21}^2$ in Solar Experiments versus KamLAND

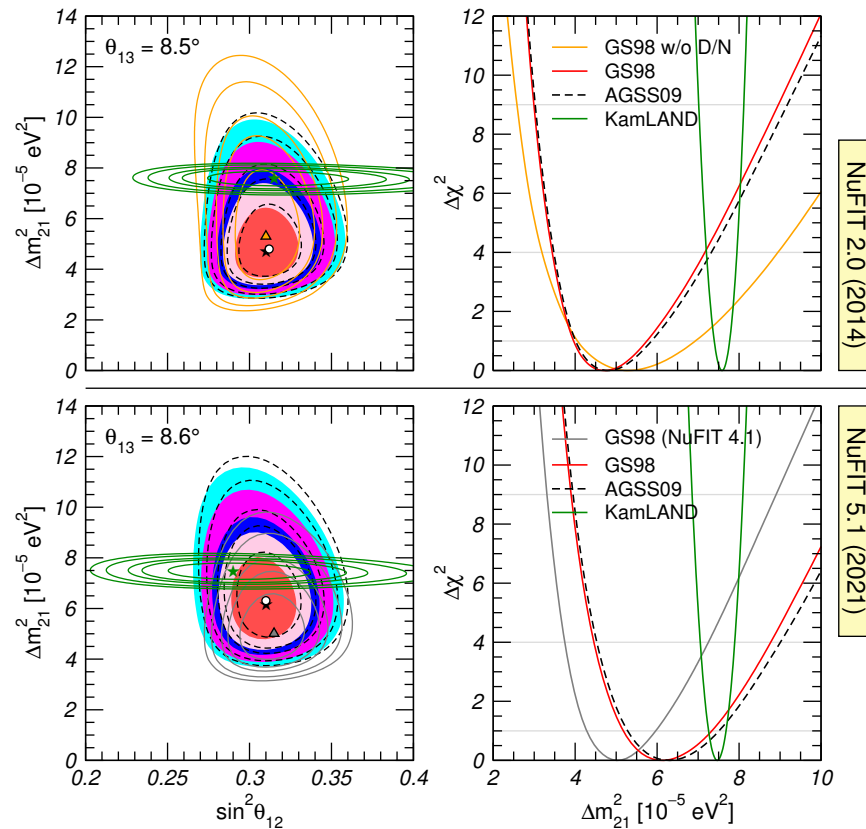
Analyses of the solar experiments and of KamLAND give the dominant contribution to the determination of  $\Delta m_{21}^2$  and  $\theta_{12}$ . Starting with NuFIT 2.0, and as illustrated in the upper panels in Figure 3, results of global analyses showed a value of  $\Delta m_{21}^2$  preferred by KamLAND, which was somewhat higher than the value favoured by solar neutrino experiments. This tension arose from a combination of two effects that did not significantly change till 2020:

- the observed  $^8\text{B}$  spectrum at SNO, SK, and Borexino showed no clear evidence of the low-energy turn-up, which is predicted to occur in the standard LMA-MSW [38,39] solution for the value of  $\Delta m_{21}^2$  that fits KamLAND best.
- Super-Kamiokande observed a day–night asymmetry that was larger than expected for the  $\Delta m_{21}^2$  value preferred by KamLAND for which Earth matter effects are very small.

These effects resulted in the best-fit value of  $\Delta m_{21}^2$  of KamLAND in the NuFIT 2.0 fit lying at the boundary of the allowed  $2\sigma$  range of the solar neutrino analysis, as seen in the upper panels in Figure 3. The tension was maintained with the increased statistics from SK-IV



included in NuFIT 3.0 and the change in the reactor flux normalisation used in the KamLAND analysis since NuFIT 4.0.



**Figure 3. (upper-left)** NuFIT 2.0 allowed parameter regions (at  $1\sigma$ , 90%,  $2\sigma$ , 99% and  $3\sigma$  CL for 2 d.o.f.) from combined analysis of solar data for GS98 model (full regions with best fit marked by black star) and AGSS09 model (dashed void contours with best fit marked by a white dot), and analysis of KamLAND data (solid green contours with best fit marked by a green star) for fixed  $\theta_{13} = 8.5^\circ$ . Orange contours are the results of a global analysis for the GS98 model but without including day–night information from SK. **(upper-right)** NuFIT 2.0  $\Delta\chi^2$  dependence on  $\Delta m_{21}^2$  for the same four analyses after marginalising over  $\theta_{12}$ . **(lower-left)** Same as upper-left but for NuFIT 5.1 and fixed  $\theta_{13} = 8.6^\circ$ . Previous results of global analysis for GS98 model in NuFIT 4.0 shown as orange contours [35]. **(lower-right)**  $\Delta\chi^2$  dependence on  $\Delta m_{21}^2$  for same four analyses as the lower-left panel after marginalising over  $\theta_{12}$ . Figure adapted from [30].

The tension was resolved with the latest SK4 2970-day results included in NuFIT 5.0, which were presented at the Neutrino2020 conference [13] in the form of their total energy spectrum, which showed a slightly more pronounced turn-up in the low-energy part, and the updated day–night asymmetry

$$A_{D/N}^{SK4-2970} = (-2.1 \pm 1.1)\%. \quad (6)$$

which was lower than the previously reported value  $A_{D/N,SK4-2055} = [-3.1 \pm 1.6(\text{stat.}) \pm 1.4(\text{syst.})]\%$ .

The impact of these new data is displayed in the lower panels of Figure 3. The tension between best fit  $\Delta m_{21}^2$  of KamLAND and that of the solar results decreased, and the preferred  $\Delta m_{21}^2$  value from KamLAND lay at  $\Delta\chi_{\text{solar}}^2 = 1.3$  (corresponding to  $1.1\sigma$ ). This decrease in

tension was due to both the smaller day–night asymmetry (which lowered  $\Delta\chi^2_{\text{solar}}$  of the KamLAND best fit  $\Delta m^2_{21}$  by 2.4 units) and the slightly more pronounced turn-up in the low-energy part of the spectrum (which lowered it by one extra unit).

Lastly, in order to quantify the independence of these results on the details of the solar modelling, solar neutrino analysis in NuFIT was performed for the two versions of the Standard Solar Model, namely, the GS98 and the AGSS09 models, which emerged as a consequence of the new determination of the abundances of heavy elements because no viable Solar Standard Model could be constructed that could accommodate these new abundances with observed helioseismological data. Consequently, two different sets of models were constructed that are in better accordance with one or the other [59,60]. From the point of view of solar neutrino analysis, the existence of these two SSM variants is relevant because they differ in the predicted neutrino fluxes, in particular those generated in the CNO cycle. This introduces a possible source of theoretical uncertainty in the determination of relevant oscillation parameters. In NuFIT, we quantify this possible uncertainty by performing analysis with both models. Figure 3 shows that the determination of  $\Delta m^2_{21}$  and  $\theta_{12}$  is extremely robust over these variations on the modelling of the Sun.

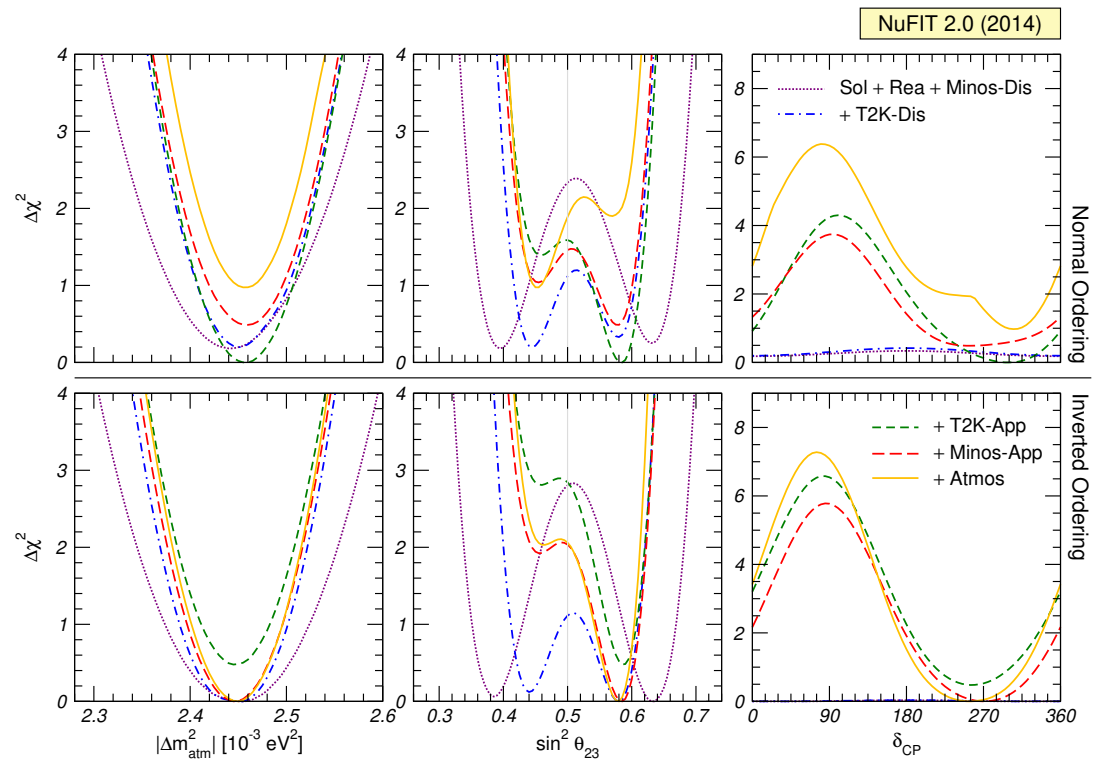
### 3.3. Inclusion of Super-Kamiokande Atmospheric Neutrino Data

Atmospheric neutrinos are produced by the interaction of cosmic rays on the top of Earth’s atmosphere. In the subsequent hadronic cascades, both  $\nu_e$  and  $\nu_\mu$ , and  $\bar{\nu}_e$  and  $\bar{\nu}_\mu$  are produced with a broad range of energies. Furthermore, atmospheric neutrinos are produced in all possible directions. Therefore, at any detector positioned on Earth, a good fraction of events generated by the interaction of these neutrinos come from neutrinos that have traveled through Earth. For all these reasons, atmospheric neutrinos constitute a powerful tool to study the evolution of neutrino flavour in their propagation.

In the context of three flavour oscillations, atmospheric neutrino data show that the dominant oscillation channel of atmospheric neutrinos is  $\nu_\mu \rightarrow \nu_\tau$ , which in the standard convention described in Section 2 is driven by  $|\Delta m^2_{31}|$  and with the amplitude controlled by  $\theta_{23}$ . In principle, the flavour, and neutrino and antineutrino composition of atmospheric neutrino fluxes, together with a wide range of covered baselines, open up the possibility of sensitivity to subleading oscillation modes, driven by  $\Delta m^2_{21}$  and/or  $\theta_{13}$ , especially in light of the not-too-small value of  $\theta_{13}$ . In particular, they could provide relevant information on the octant of  $\theta_{23}$ , the value of  $\delta_{CP}$ , and the ordering of the neutrino mass spectrum.

In NuFIT 1.0 and NuFIT 2.0, we performed our own analysis of Super-Kamiokande atmospheric neutrino data for phases SK1–4. The analysis was based on classical data samples—sub-GeV and multi-GeV  $e$ -like and  $\mu$ -like events, and partially contained, stopping, and through-going muons—which accounted for a total of 70 data points, and for which one could perform a reasonably accurate simulation using the information provided by the collaboration. The implications of our last SK analysis of such kind in the global picture is shown in Figure 4: the impact on both the ordering and the determination of  $\Delta\chi^2$  was modest.

Around that time, Super-Kamiokande started developing a dedicated analytical methodology for constructing  $\nu_e + \bar{\nu}_e$  enriched atmospheric neutrino samples and further classifying them into  $\nu_e$ -like and  $\bar{\nu}_e$ -like subsamples. With those, they seemed to have succeeded at increasing their sensitivity to the subleading effects. With the limited information available outside of the collaboration, it was not possible to reproduce key elements driving the main dependence on these subdominant oscillation effects. Consequently, our own simulation of SK atmospheric data fell short at this task, and since NuFIT-3.0 they have been removed from our global analysis.



**Figure 4.** Contribution of different sets of experimental data included in NuFIT 2.0 to the determination of mass ordering, octant of  $\theta_{23}$ , and CP violating phase. Left (right) panels are for IO (NO). Atmos is our analysis of SK1–4 (including SK4 1775-day) combined data. Figure adapted from [30].

In 2017, the Super-Kamiokande collaboration started to publish results obtained with this method [4] providing the corresponding tabulated  $\chi^2$  map [61] as a function of the four relevant parameters  $\Delta m_{3\ell}^2$ ,  $\theta_{23}$ ,  $\theta_{13}$ , and  $\delta_{CP}$ . Such a table could be added to the  $\chi^2$  of our global analysis to address the impact of their data in the global picture. This was performed in NuFIT 4.X and NuFIT 5.0 versions. Super-Kamiokande publicised an updated table with a slight increase in exposure [62]. The effect of adding that information was included in our last analysis, NuFIT 5.1, and is shown as dashed curves in the right panels of Figure 1; see also Table 2). The addition of the SK-atm table to the latest analysis resulted in an increase of the favouring of NO and in the significance of CP violation, and a change in the favoured octant of  $\theta_{23}$ .

However, this procedure of “blindly adding” the  $\chi^2$  table, as provided by the experimental collaboration, is not optimal as it defeats the purpose of the global phenomenological analysis, whose aim is both reproducing and combining different data samples under a consistent set of assumptions on the theoretical uncertainties, as well as exploring the implication of the results in extended scenarios.

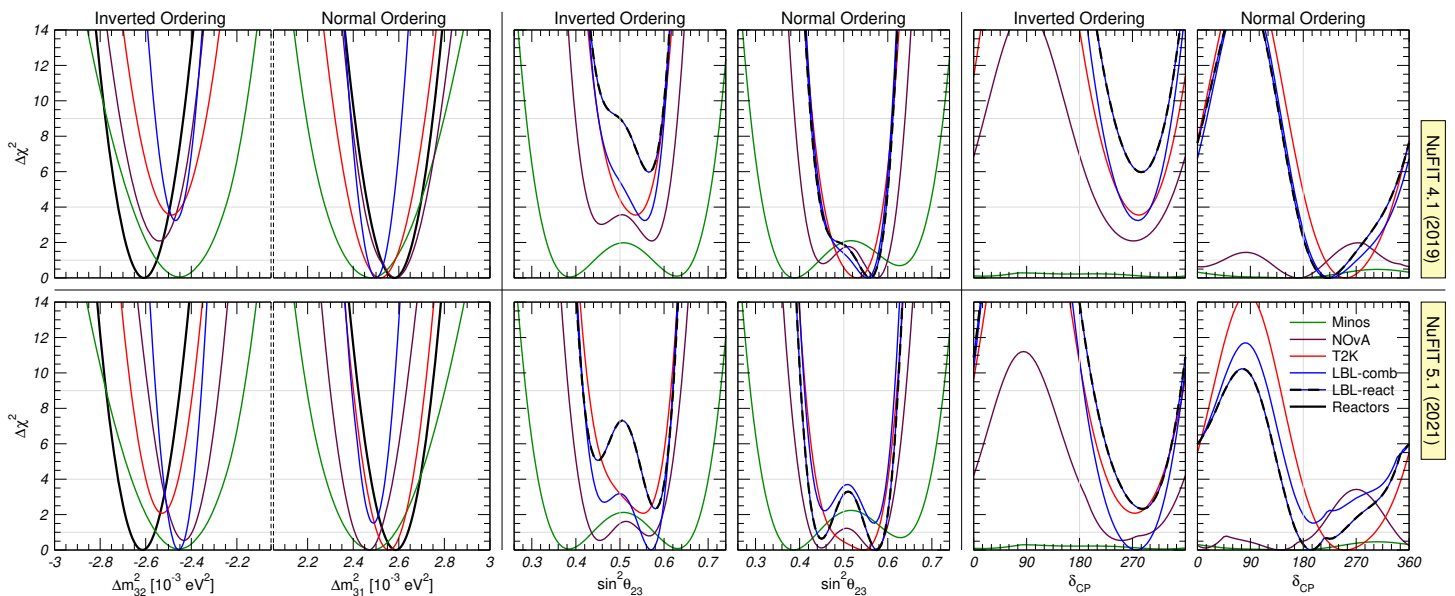
### 3.4. $\theta_{23}$ , $\delta_{CP}$ and Mass Ordering from LBL Accelerator and MBL Reactor Experiments

From the point of view of data included in analysis, the most important variation over the last decade was in LBL accelerator and MBL reactor experiments.

The data included in NuFIT 1.0 for LBL experiments comprised the spectrum of  $\nu_\mu$  disappearance events of K2K [63], both  $\nu_\mu$  ( $\bar{\nu}_\nu$ ) disappearance and  $\nu_e$  ( $\bar{\nu}_e$ ) appearance spectra in MINOS with  $10.8 (3.36) \times 10^{20}$  protons on target (pot) [64], and the results from T2K  $\nu_e$  appearance and  $\nu_\mu$  disappearance data of phases 1–3 ( $3.01 \times 10^{20}$  pot [65]) and phases 1–2 ( $1.43 \times 10^{20}$  pot [66,67]), respectively. NOvA data were first available in NuFIT 3.0. NuFIT 5.X

includes the latest results from T2K corresponding to  $19.7 \times 10^{20}$  pot ( $16.3 \times 10^{20}$  pot)  $\nu$  ( $\bar{\nu}$ ) spectra in both  $\nu_\mu$  ( $\bar{\nu}_\mu$ ) disappearance and  $\nu_e$  ( $\bar{\nu}_e$ ) appearance data [19], as well as NOvA data corresponding to  $13.6 \times 10^{20}$  pot ( $12.5 \times 10^{20}$  pot)  $\nu$  ( $\bar{\nu}$ ) spectra in both  $\nu_\mu$  ( $\bar{\nu}_\mu$ ) disappearance and  $\nu_e$  ( $\bar{\nu}_e$ ) appearance [20]. Regarding MBL reactor data, NuFIT 1.0 included results of 126 live days of Daya Bay [68] and 229 days of data taking of RENO [42] in the form of total event rates in the near and far detectors, together with the initial spectrum from Double Chooz far detector with 227.9 days live time [69,70]. In NuFIT 5.X we account for the results of the 1958-day EH2/EH1 and EH3/EH1 spectral ratios from Daya Bay [23], the 2908-day FD/ND spectral ratio from RENO [24], and the Double Chooz FD/ND spectral ratio with 1276-day (FD) and 587-day (ND) exposures [22].

The increase in available data in both types of experiments and their complementarity played the leading role in the observation of subdominant effects associated to  $\delta_{CP}$ , neutrino mass ordering, and the octant of  $\theta_{23}$ , with hints of favoured values and their statistical significance changing in time. We illustrate this in Figure 5 which shows  $\Delta\chi^2$  profiles as a function of these three parameters in the last two NuFIT analyses.



**Figure 5.**  $\Delta\chi^2$ -profiles as a function of  $\Delta m_{3\ell}^2$  (left),  $\sin^2 \theta_{23}$  (center) and  $\delta_{CP}$  (right) for different LBL and reactor data sets and their combination obtained in NuFIT 4.1 and NuFIT 5.1. For all curves we have fixed  $\sin^2 \theta_{13} = 0.0224$  as well as the solar parameters and minimised with respect to the other undisplayed parameters.  $\Delta\chi^2$  is shown with respect to the best-fit mass ordering for each curve. Figure adapted from [30].

Qualitatively, the most relevant effects can be understood in terms of approximate expressions for the relevant oscillation probabilities. In particular, the  $\nu_\mu$  survival probability is given to good accuracy by [71,72]

$$P_{\mu\mu} \approx 1 - \sin^2 2\theta_{\mu\mu} \sin^2 \frac{\Delta m_{\mu\mu}^2 L}{4E_\nu}, \quad (7)$$

where  $L$  is the baseline,  $E_\nu$  is the neutrino energy, and

$$\sin^2 \theta_{\mu\mu} = \cos^2 \theta_{13} \sin^2 \theta_{23}, \quad (8)$$

$$\Delta m_{\mu\mu}^2 = \sin^2 \theta_{12} \Delta m_{31}^2 + \cos^2 \theta_{12} \Delta m_{32}^2 + \cos \delta_{CP} \sin \theta_{13} \sin 2\theta_{12} \tan \theta_{23} \Delta m_{21}^2. \quad (9)$$

The  $\nu_e$  survival probability relevant for reactor experiments with MBL can be approximated as [72,73]:

$$P_{ee} \approx 1 - \sin^2 2\theta_{13} \sin^2 \frac{\Delta m_{ee}^2 L}{4E_\nu}, \tag{10}$$

where

$$\Delta m_{ee}^2 = \cos^2 \theta_{12} \Delta m_{31}^2 + \sin^2 \theta_{12} \Delta m_{32}^2. \tag{11}$$

Hence, the determination of the oscillation frequencies in  $\nu_\mu$  and  $\nu_e$  disappearance experiments provides two independent measurements of the parameter  $|\Delta m_{3\ell}^2|$ , which already in NuFIT 2.0 were of similar accuracy and therefore allowed for a consistency test of the  $3\nu$  scenario. Furthermore, as precision increased the comparison of both oscillation frequencies started offering relevant information on the sign of  $\Delta m_{3\ell}^2$ , i.e., contributing to the present sensitivity to the mass ordering.

For the  $\nu_e$  appearance results in T2K and NOvA, following [35,74], qualitative understanding can be obtained by expanding the appearance oscillation probability in the small parameters  $\sin \theta_{13}$ ,  $\Delta m_{21}^2 L/E_\nu$ , and the matter potential term  $A \equiv |2E_\nu V/\Delta m_{3\ell}^2|$  ( $L$  is the baseline,  $E_\nu$  the neutrino energy and  $V$  the effective matter potential):

$$P_{\nu_\mu \rightarrow \nu_e} \approx 4s_{13}^2 s_{23}^2 (1 + 2sA) - C \sin \delta_{CP} (1 + sA), \tag{12}$$

$$P_{\bar{\nu}_\mu \rightarrow \bar{\nu}_e} \approx 4s_{13}^2 s_{23}^2 (1 - 2sA) + C \sin \delta_{CP} (1 - sA). \tag{13}$$

with  $s_{ij} \equiv \sin \theta_{ij}$  and

$$C \equiv \frac{\Delta m_{21}^2 L}{4E_\nu} \sin 2\theta_{12} \sin 2\theta_{13} \sin 2\theta_{23}, \quad s \equiv \text{sign}(\Delta m_{3\ell}^2), \tag{14}$$

and we used  $|\Delta m_{3\ell}^2| L/4E_\nu \approx \pi/2$  for both T2K and NOvA. Using the average value of Earth’s crust matter density, neutrinos are found with mean energy at T2K  $A \approx 0.05$ , whereas for NOvA, the approximation works best with an empirical value of  $A = 0.1$ . Under the approximation that the total number of appearance events observed in T2K and NOvA is proportional to the oscillation probability one can write

$$N_{\nu_e} \approx \mathcal{N}_\nu \left[ 2s_{23}^2 (1 + 2sA) - C' \sin \delta_{CP} (1 + sA) \right], \tag{15}$$

$$N_{\bar{\nu}_e} \approx \mathcal{N}_{\bar{\nu}} \left[ 2s_{23}^2 (1 - 2sA) + C' \sin \delta_{CP} (1 - sA) \right]. \tag{16}$$

When all the well-determined parameters  $\theta_{13}$ ,  $\theta_{12}$ ,  $\Delta m_{21}^2$ ,  $|\Delta m_{3\ell}^2|$  are set to their global best fit values, one gets  $C' \approx 0.28$  almost independently of the value of  $\theta_{23}$ . The normalisation constants  $\mathcal{N}_{\nu, \bar{\nu}}$  can be calculated from the total number of events in the different appearance samples.

For the last few years, T2K data have been favouring a ratio of observed/expected events larger than 1 for neutrinos and smaller than 1 for anti-neutrinos. The expressions in Equations (15) and (16) imply that the square-bracket term in Equation (15) had to be enhanced, and the one in Equation (16) had to be suppressed. With  $\theta_{13}$  fixed by reactor experiments, this could be achieved by choosing NO and  $\delta_{CP} \simeq 3\pi/2$ . This is the driving factor for the hints in favour of NO and maximal CP violation since NuFIT 3.0. NOvA neutrino data indicate towards ratios closer to 1, which can be accommodated by either (NO,  $\delta_{CP} \simeq \pi/2$ ) or (IO,  $\delta_{CP} \simeq 3\pi/2$ ). This behaviour is consistent with NOvA antineutrinos, but the NO option is somewhat in tension with T2K. This small tension between T2K and NOVA resulted in variations in the favoured ordering in combined LBL analysis and the favoured octant of  $\theta_{23}$  and value of  $\delta_{CP}$  in NuFIT 4.X and NuFIT 5.X.

On the other hand, with respect to the complementary accelerator/reactor determination of the oscillation frequencies in  $\nu_\mu$  and  $\nu_e$  disappearance experiments, they have been consistently indicating towards a better agreement for NO than that for IO, albeit within the limited statistical significance of the effect.

#### 4. Conclusions

Over the last two decades, neutrino oscillation experiments have provided us with undoubted evidence that neutrinos have mass, and that the lepton flavours mix in the charge current weak interaction of those massive states. Those observations, which cannot be explained within the Standard Model, represent our only laboratory evidence of physics beyond the Standard Model.

The determination of the flavour structure of the lepton sector at low energies is, at this point, our only source of information to understand the underlying BSM dynamics responsible for these observations, and it is therefore fundamental to ultimately establish the *New Standard Model*.

The task is at the hands of phenomenological groups. NuFIT was formed in this context about 10 years ago as a fluid collaboration. Since then, it has provided updated results from the global analysis of neutrino oscillation measurements. The NuFIT analysis is performed in the framework of the Standard Model extended with three massive neutrinos, which is currently the minimal scenario capable of accommodating all oscillation results that were robustly established. In this contribution, we summarised some results obtained by NuFIT over these decade, in particular describing those issues which were solved by new data and those which are still pending.

**Author Contributions:** All authors have contributed equally to this article

**Funding:** This work is supported by Spanish grants PID2019-105614GB-C21 and PID2019-110058GB-C21 financed by MCIN/AEI/10.13039/501100011033, by USA-NSF grant PHY-1915093, and by AGAUR (Generalitat de Catalunya) grant 2017-SGR-929. The authors acknowledge the support of European ITN grant H2020-MSCA-ITN-2019//860881-HIDDeN and of the Spanish Agencia Estatal de Investigación through the grant “IFT Centro de Excelencia Severo Ochoa SEV-2016-0597”.

**Institutional Review Board Statement:** Not applicable

**Informed Consent Statement:** Not applicable

**Conflicts of Interest:** The authors declare no conflict of interest

#### References

1. Pontecorvo, B. Neutrino experiments and the question of leptonic-charge conservation. *Sov. Phys. JETP* **1968**, *26*, 984–988.
2. Gribov, V.N.; Pontecorvo, B. Neutrino astronomy and lepton charge. *Phys. Lett.* **1969**, *B28*, 493. doi:10.1016/0370-2693(69)90525-5.
3. Gonzalez-Garcia, M.C.; Maltoni, M. Phenomenology with Massive Neutrinos. *Phys. Rept.* **2008**, *460*, 1–129. doi:10.1016/j.physrep.2007.12.004.
4. Abe, K.; Bronner, C.; Haga, Y.; Hayato, Y.; Ikeda, M.; Iyogi, K.; Kameda, J.; Kato, Y.; Kishimoto, Y. and et al. Atmospheric Neutrino Oscillation Analysis with External Constraints in Super-Kamiokande I–IV. *Phys. Rev.* **2018**, *D97*, 072001. doi:10.1103/PhysRevD.97.072001.
5. Aartsen, M.G.; Ackermann, M.; Adams, J.; Aguilar, J.A.; Ahlers, M.; Ahrens, M.; Altmann, D.; Anderson, T.; Argüelles, C.; Arlen, T.C. and et al. Determining neutrino oscillation parameters from atmospheric muon neutrino disappearance with three years of IceCube DeepCore data. *Phys. Rev.* **2015**, *D91*, 072004. doi:10.1103/PhysRevD.91.072004.
6. IceCube Collaboration IceCube Oscillations: 3 Years Muon Neutrino Disappearance Data. Available online: [http://icecube.wisc.edu/science/data/nu\\_osc](http://icecube.wisc.edu/science/data/nu_osc) (accessed on 25 October 2021).
7. Homestake Collaboration. Measurement of the solar electron neutrino flux with the Homestake chlorine detector. *Astrophys. J.* **1998**, *496*, 505–526. doi:10.1086/305343.
8. Kaether, F.; Hampel, W.; Heusser, G.; Kiko, J.; Kirsten, T. Reanalysis of the GALLEX solar neutrino flux and source experiments. *Phys. Lett.* **2010**, *B685*, 47–54. doi:10.1016/j.physletb.2010.01.030.

9. Sage Collaboration Measurement of the solar neutrino capture rate with gallium metal. III: Results for the 2002–2007 data-taking period. *Phys. Rev.* **2009**, *C80*, 015807. doi:10.1103/PhysRevC.80.015807.
10. Hosaka, J., Ishihara, K., Kameda, J., Koshio, Y., Minamino, A., Mitsuda, C., Miura, M., Moriyama, S., Nakahata, M., Namba, T. and et al. Solar neutrino measurements in Super-Kamiokande-I. *Phys. Rev.* **2006**, *D73*, 112001. doi:10.1103/PhysRevD.73.112001.
11. Cravens, J.P., Abe, K., Iida, T., Ishihara, K., Kameda, J., Koshio, Y., Minamino, A., Mitsuda, C., Miura, M., Moriyama, S. and et al. Solar neutrino measurements in Super-Kamiokande-II. *Phys. Rev.* **2008**, *D78*, 032002. doi:10.1103/PhysRevD.78.032002.
12. Abe, K., Haga, Y., Hayato, Y., Ikeda, M., Iyogi, K., Kameda, J., Kishimoto, Y., Marti, L., Miura, M., Moriyama, S. and et al. Solar neutrino results in Super-Kamiokande-III. *Phys. Rev.* **2011**, *D83*, 052010. doi:10.1103/PhysRevD.83.052010.
13. Nakajima, Y. SuperKamiokande. In Proceedings of the XXIX International Conference on Neutrino Physics and Astrophysics, Chicago, IL, USA, 22 June–2 July 2020. doi:10.5281/zenodo.3959640.
14. Aharmim, B., Ahmed, S.N., Anthony, A.E., Barros, N., Beier, E.W., Bellerive, A., Beltran, B., Bergevin, M., Biller, S.D., Boudjemline, K. and et al. Combined Analysis of All Three Phases of Solar Neutrino Data from the Sudbury Neutrino Observatory. *Phys. Rev.* **2013**, *C88*, 025501. doi:10.1103/PhysRevC.88.025501.
15. Bellini, G., Benziger, J., Bick, D., Bonetti, S., Bonfini, G., Avanzini, M.B., Caccianiga, B., Cadonati, L., Calaprice, F., Carraro, C. and et al. Precision measurement of the  $^7\text{Be}$  solar neutrino interaction rate in Borexino. *Phys. Rev. Lett.* **2011**, *107*, 141302. doi:10.1103/PhysRevLett.107.141302.
16. Bellini, G., Benziger, J., Bonetti, S., Avanzini, M.B., Caccianiga, B., Cadonati, L., Calaprice, F., Carraro, C., Chavarria, A., Chepurinov, A. and et al. Measurement of the solar  $^8\text{B}$  neutrino rate with a liquid scintillator target and 3 MeV energy threshold in the Borexino detector. *Phys. Rev.* **2010**, *D82*, 033006. doi:10.1103/PhysRevD.82.033006.
17. Bellini, G., Benziger, J., Bick, D., Bonfini, G., Bravo, D., Caccianiga, B., Cadonati, L., Calaprice, F., Caminata, A., Cavalcante, P. and et al. Neutrinos from the primary proton–proton fusion process in the Sun. *Nature* **2014**, *512*, 383–386. doi:10.1038/nature13702.
18. Adamson, P., Anghel, I., Backhouse, C., Barr, G., Bishai, M., Blake, A., Bock, G.J., Bogert, D., Cao, S.V., Castromonte, C.M. and et al. Measurement of Neutrino and Antineutrino Oscillations Using Beam and Atmospheric Data in MINOS. *Phys. Rev. Lett.* **2013**, *110*, 251801. doi:10.1103/PhysRevLett.110.251801.
19. Dunne, P. Latest Neutrino Oscillation Results from T2K. In Proceedings of the XXIX International Conference on Neutrino Physics and Astrophysics, Chicago, IL, USA, 22 June–2 July 2020. doi:10.5281/zenodo.3959558.
20. Himmel, A. New Oscillation Results from the NOvA Experiment. In Proceedings of the XXIX International Conference on Neutrino Physics and Astrophysics, Chicago, IL, USA, 22 June–2 July 2020. doi:10.5281/zenodo.3959581.
21. Adamson, P., Anghel, I., Backhouse, C., Barr, G., Bishai, M., Blake, A., Bock, G.J., Bogert, D., Cao, S.V., Cherdack, D. and et al. Electron neutrino and antineutrino appearance in the full MINOS data sample. *Phys. Rev. Lett.* **2013**, *110*, 171801. doi:10.1103/PhysRevLett.110.171801.
22. Bezerra, T. New Results from the Double Chooz Experiment. In Proceedings of the XXIX International Conference on Neutrino Physics and Astrophysics, Chicago, IL, USA, 22 June–2 July 2020. doi:10.5281/zenodo.3959542.
23. Adey, D., An, F.P., Balantekin, A.B., Band, H.R., Bishai, M., Blyth, S., Cao, D., Cao, G.F., Cao, J., Chan, Y.L. and et al. Measurement of Electron Antineutrino Oscillation with 1958 Days of Operation at Daya Bay. *Phys. Rev. Lett.* **2018**, *121*, 241805. doi:10.1103/PhysRevLett.121.241805.
24. Yoo, J. RENO. In Proceedings of the XXIX International Conference on Neutrino Physics and Astrophysics, Chicago, IL, USA, 22 June–2 July 2020. doi:10.5281/zenodo.3959698.
25. Gando, A., Gando, Y., Hanakago, H., Ikeda, H., Inoue, K., Ishidoshiro, K., Ishikawa, H., Koga, M., Matsuda, R., Matsuda, S. and et al. Reactor On-Off Antineutrino Measurement with Kamland. *Phys. Rev.* **2013**, *D88*, 033001. doi:10.1103/PhysRevD.88.033001.
26. de Salas, P.; Gariazzo, S.; Martinez-Mirave, P.; Mena, O.; Ternes, C.; Tortola, M.; Valle, J. 2020 Global Reassessment of the Neutrino Oscillation Picture. *J. High Energy Phys.* **2020**, *2021*, 1–36.
27. De Salas, P.; Gariazzo, S.; Mena, O.; Ternes, C.; Tortola, M. Neutrino Mass Ordering from Oscillations and Beyond: 2018 Status and Future Prospects. *Front. Astron. Space Sci.* **2018**, *5*, 36. doi:10.3389/fspas.2018.00036.
28. Capozzi, F.; Di Valentino, E.; Lisi, E.; Marrone, A.; Melchiorri, A.; Palazzo, A. Unfinished fabric of the three neutrino paradigm. *Phys. Rev. D* **2021**, *104*, 083031. doi:10.1103/PhysRevD.104.083031.
29. Capozzi, F.; Di Valentino, E.; Lisi, E.; Marrone, A.; Melchiorri, A.; Palazzo, A. Addendum To: Global Constraints on Absolute Neutrino Masses and Their Ordering. *Phys. Rev. D* **2020**, *101*, 116013. [Addendum: *Phys. Rev. D* **2020**, *101*, 116013 (2020)], doi:10.1103/PhysRevD.101.116013.
30. NuFit Webpage. Available online: <http://www.nu-fit.org> (accessed on 25 October 2021).
31. Gonzalez-Garcia, M.; Maltoni, M.; Salvado, J.; Schwetz, T. Global fit to three neutrino mixing: Critical look at present precision. *J. High Energy Phys.* **2012**, *1212*, 123. doi:10.1007/JHEP12(2012)123.

32. Gonzalez-Garcia, M.C.; Maltoni, M.; Schwetz, T. Updated Fit to Three Neutrino Mixing: Status of Leptonic CP Violation. *J. High Energy Phys.* **2014**, *11*, 052. doi:10.1007/JHEP11(2014)052.
33. Bergstrom, J.; Gonzalez-Garcia, M.C.; Maltoni, M.; Schwetz, T. Bayesian global analysis of neutrino oscillation data. *J. High Energy Phys.* **2015**, *09*, 200. doi:10.1007/JHEP09(2015)200.
34. Esteban, I.; Gonzalez-Garcia, M.C.; Maltoni, M.; Martínez-Soler, I.; Schwetz, T. Updated Fit to Three Neutrino Mixing: Exploring the Accelerator-Reactor Complementarity. *J. High Energy Phys.* **2017**, *1*, 87. doi:10.1007/JHEP01(2017)087.
35. Esteban, I.; Gonzalez-Garcia, M.C.; Hernandez-Cabezudo, A.; Maltoni, M.; Schwetz, T. Global analysis of three-flavour neutrino oscillations: synergies and tensions in the determination of  $\theta_{23}$ ,  $\delta_{CP}$ , and the mass ordering. *J. High Energy Phys.* **2019**, *01*, 106. doi:10.1007/JHEP01(2019)106.
36. Esteban, I.; Gonzalez-Garcia, M.C.; Maltoni, M.; Schwetz, T.; Zhou, A. The fate of hints: updated global analysis of three-flavor neutrino oscillations. *J. High Energy Phys.* **2020**, *9*, 178. doi:10.1007/JHEP09(2020)178.
37. Tanabashi, M., Hagiwara, K., Hikasa, K., Nakamura, K., Sumino, Y., Takahashi, F., Tanaka, J., Agashe, K., Aielli, G., Amsler, C. and et al. Review of Particle Physics. *Phys. Rev. D* **2018**, *98*, 030001. doi:10.1103/PhysRevD.98.030001.
38. Wolfenstein, L. Neutrino oscillations in matter. *Phys. Rev.* **1978**, *D17*, 2369–2374. doi:10.1103/PhysRevD.17.2369.
39. Mikheev, S.P.; Smirnov, A.Y. Resonance enhancement of oscillations in matter and solar neutrino spectroscopy. *Sov. J. Nucl. Phys.* **1985**, *42*, 913–917.
40. Huber, P. On the determination of anti-neutrino spectra from nuclear reactors. *Phys. Rev.* **2011**, *C84*, 024617.
41. An, F.P., Bai, J.Z., Balantekin, A.B., Band, H.R., Beavis, D., Beriguete, W., Bishai, M., Blyth, S., Boddy, K., Brown, R.L. and et al. Observation of electron-antineutrino disappearance at Daya Bay. *Phys. Rev. Lett.* **2012**, *108*, 171803. doi:10.1103/PhysRevLett.108.171803.
42. Ahn, J.K., Chebotaryov, S., Choi, J.H., Choi, S., Choi, W., Choi, Y., Jang, H.I., Jang, J.S., Jeon, E.J., Jeong, I.S. and et al. Observation of Reactor Electron Antineutrino Disappearance in the RENO Experiment. *Phys. Rev. Lett.* **2012**, *108*, 191802. doi:10.1103/PhysRevLett.108.191802.
43. Abe, Y., Aberle, C., Akiri, T., Dos Anjos, J.C., Ardellier, F., Barbosa, A.F., Baxter, A., Bergevin, M., Bernstein, A., Bezerra, T.J.C. and et al. Indication for the disappearance of reactor electron antineutrinos in the Double Chooz experiment. *Phys. Rev. Lett.* **2012**, *108*, 131801. doi:10.1103/PhysRevLett.108.131801.
44. Apollonio, M., Baldini, A., Bemporad, C., Caffau, E., Cei, F., Declais, Y., De Kerret, H., Dieterle, B., Etenko, A., George, J. and et al. Limits on Neutrino Oscillations from the CHOOZ Experiment. *Phys. Lett.* **1999**, *B466*, 415–430. doi:10.1016/S0370-2693(99)01072-2.
45. Piepke, A. Final results from the Palo Verde neutrino oscillation experiment. *Prog. Part. Nucl. Phys.* **2002**, *48*, 113–121. doi:10.1016/S0146-6410(02)00117-5.
46. Mueller, T.A., Lhuillier, D., Falot, M., Letourneau, A., Cormon, S., Fechner, M., Giot, L., Lasserre, T., Martino, J., Mention, G. and et al. Improved Predictions of Reactor Antineutrino Spectra. *Phys. Rev.* **2011**, *C83*, 054615. doi:10.1103/PhysRevC.83.054615.
47. Mention, G., Fechner, M., Lasserre, T., Mueller, T.A., Lhuillier, D., Cribier, M. and Letourneau, A. The Reactor Antineutrino Anomaly. *Phys. Rev.* **2011**, *D83*, 073006. doi:10.1103/PhysRevD.83.073006.
48. Declais, Y., De Kerret, H., Lefievre, B., Obolensky, M., Etenko, A., Kozlov, Y., Machulin, I., Martemianov, V., Mikaelyan, L., Skorokhvatov, M. and et al. Study of reactor anti-neutrino interaction with proton at Bugey nuclear power plant. *Phys. Lett.* **1994**, *B338*, 383–389. doi:10.1016/0370-2693(94)91394-3.
49. Kuvshinnikov, A.; Mikaelyan, L.; Nikolaev, S.; Skorokhvatov, M.; Etenko, A. Measuring the  $\bar{\nu}_e + p \rightarrow n + e^+$  cross-section and beta decay axial constant in a new experiment at Rovno NPP reactor. *JETP Lett.* **1991**, *54*, 253–257. (In Russian)
50. Achkar, B., Aleksan, R., Avenier, M., Bagieu, G., Bouchez, J., Brissot, R., Cavaignac, J.F., Collot, J., Cousinou, M.C., Cussonneau, J.P. and et al. Search for neutrino oscillations at 15-meters, 40-meters, and 95-meters from a nuclear power reactor at Bugey. *Nucl. Phys.* **1995**, *B434*, 503–534. doi:10.1016/0550-3213(94)00513-E.
51. Vidyakin, G.S., Vyrodiv, V.N., Gurevich, I.I., Kozlov, Y.V., Martemyanov, V.P., Sukhotin, S.V., Tarasenkov, V.G. and Khakimov, S.K. Detection of anti-neutrinos in the flux from two reactors. *Sov. Phys. JETP* **1987**, *66*, 243–247.
52. Vidyakin, G.S., Vyrodiv, V.N., Kozlov, Y.V., Martemyanov, A.V., Martemyanov, V.P., Odinokov, A.N., Sukhotin, S.V., Tarasenkov, V.G., Turbin, E.V., Tyurenkov, S.G. and et al. Limitations on the characteristics of neutrino oscillations. *JETP Lett.* **1994**, *59*, 390–393.
53. Kwon, H., Boehm, F., Hahn, A.A., Henriksen, H.E., Vuilleumier, J.L., Cavaignac, J.F., Koang, D.H., Vignon, B., Feilitzsch, F.V. and Mössbauer, R.L. Search for neutrino oscillations at a fission reactor. *Phys. Rev.* **1981**, *D24*, 1097–1111. doi:10.1103/PhysRevD.24.1097.
54. Zacek, G., Feilitzsch, F.V., Mössbauer, R.L., Oberauer, L., Zacek, A.V., Boehm, F., Fisher, P.H., Gimlett, J.L., Hahn, A.A., Henriksen, H.E. and et al. Neutrino Oscillation Experiments at the Gosgen Nuclear Power Reactor. *Phys. Rev.* **1986**, *D34*, 2621–2636. doi:10.1103/PhysRevD.34.2621.
55. Greenwood, Z.D., Kropp, W.R., Mandelkern, M.A., Nakamura, S., Pasierb-Love, E.L., Price, L.R., Reines, F., Riley, S.P., Sobel, H.W., Baumann, N. and et al. Results of a two position reactor neutrino oscillation experiment. *Phys. Rev.* **1996**, *D53*, 6054–6064. doi:10.1103/PhysRevD.53.6054.
56. Afonin, A.I., Ketov, S.N., Kopeikin, V.I., Mikaelyan, L.A., Skorokhvatov, M.D. and Tolokonnikov, S.V. A study of the reaction  $\bar{\nu}_e + p \rightarrow e^+ + n$  on a nuclear reactor. *Sov. Phys. JETP* **1988**, *67*, 213–221.



57. Schwetz, T.; Tortola, M.; Valle, J. Global neutrino data and recent reactor fluxes: Status of three-flavour oscillation parameters. *New J. Phys.* **2011**, *13*, 063004. doi:10.1088/1367-2630/13/6/063004.
58. An, F.P., Balantekin, A.B., Band, H.R., Bishai, M., Blyth, S., Cao, D., Cao, G.F., Cao, J., Cen, W.R., Chan, Y.L. and et al. Improved Measurement of the Reactor Antineutrino Flux and Spectrum at Daya Bay. *Chin. Phys.* **2017**, *C41*, 013002. doi:10.1088/1674-1137/41/1/013002.
59. Vinyoles, N.; Serenelli, A.M.; Villante, F.L.; Basu, S.; Bergström, J.; Gonzalez-Garcia, M.C.; Maltoni, M.; Peña-Garay, C.; Song, N. A new Generation of Standard Solar Models. *Astrophys. J.* **2017**, *835*, 202. doi:10.3847/1538-4357/835/2/202.
60. Bergstrom, J.; Gonzalez-Garcia, M.C.; Maltoni, M.; Pena-Garay, C.; Serenelli, A.M.; Song, N. Updated determination of the solar neutrino fluxes from solar neutrino data. *J. High Energy Phys.* **2016**, *3*, 132. doi:10.1007/JHEP03(2016)132.
61. Atmospheric Neutrino Oscillation Analysis with External Constraints in Super-Kamiokande I–IV. Available online: <http://www-sk.icrr.u-tokyo.ac.jp/sk/publications/result-e.html#atmosci2018>(accessed on 25 October 2021).
62. SK Atmospheric Oscillation Analysis 2020 (Preliminary) Results. Available online: <https://indico-sk.icrr.u-tokyo.ac.jp/event/5517>.(accessed on 25 October 2021).
63. Ahn, M.H., Aliu, E., Andringa, S., Aoki, S., Aoyama, Y., Argyriades, J., Asakura, K., Ashie, R., Berghaus, F., Berns, H.G. and et al. Measurement of Neutrino Oscillation by the K2K Experiment. *Phys. Rev.* **2006**, *D74*, 072003. doi:10.1103/PhysRevD.74.072003.
64. Nichol, R. Results from MINOS. In Proceedings of the XXV International Conference on Neutrino Physics, Kyoto, Japan, 3–9 June 2012.
65. Sakashita, K. Results from T2K. In Proceedings of the 36th International Conference on High Energy Physics, Melbourne, Australia, 4–11 July 2012.
66. Abe, K., Abgrall, N., Ajima, Y., Aihara, H., Albert, J.B., Andreopoulos, C., Andrieu, B., Anerella, M.D., Aoki, S., Araoka, O. and et al. First Muon-Neutrino Disappearance Study with an Off-Axis Beam. *Phys. Rev.* **2012**, *D85*, 031103. doi:10.1103/PhysRevD.85.031103.
67. Nakaya, T. Results from T2K. In Proceedings of the XXV International Conference on Neutrino Physics, Kyoto, Japan, 3–9 June 2012.
68. Dwyer, D. Improved measurement of electron-antineutrino disappearance at Daya Bay. In Proceedings of the XXV International Conference on Neutrino Physics, Kyoto, Japan, 3–9 June 2012.
69. Abe, Y., Aberle, C., Akiri, T., Dos Anjos, J.C., Ardellier, F., Barbosa, A.F., Baxter, A., Bergevin, M., Bernstein, A., Bezerra, T.J.C. and et al. Reactor Electron Antineutrino Disappearance in the Double Chooz Experiment. 2012. Available online: <http://xxx.lanl.gov/abs/1207.6632> (accessed on 25 October 2021).
70. Ishitsuka, M. Double Chooz Results. In Proceedings of the XXV International Conference on Neutrino Physics, Kyoto, Japan, 3–9 June 2012.
71. Okamura, N. Effect of the Smaller Mass-Squared Difference for the Long Base-Line Neutrino Experiments. *Prog. Theor. Phys.* **2006**, *114*, 1045–1056. doi:10.1143/PTP.114.1045.
72. Nunokawa, H.; Parke, S.J.; Zukanovich Funchal, R. Another Possible Way to Determine the Neutrino Mass Hierarchy. *Phys. Rev.* **2005**, *D72*, 013009. doi:10.1103/PhysRevD.72.013009.
73. Minakata, H.; Nunokawa, H.; Parke, S.J.; Zukanovich Funchal, R. Determining Neutrino Mass Hierarchy by Precision Measurements in Electron and Muon Neutrino Disappearance Experiments. *Phys. Rev.* **2006**, *D74*, 053008. doi:10.1103/PhysRevD.74.053008.
74. Elevant, J.; Schwetz, T. On the determination of the leptonic CP phase. *J. High Energy Phys.* **2015**, *9*, 16. doi:10.1007/JHEP09(2015)016.