

Type: xxx

Big Data Testing Techniques: Taxonomy, Challenges, and Future Trends

Iram Arshad^{1,*}, Saeed Hamood Alsamhi¹, and Wasif Afzal²

^{1,2}SRI, TUS, Athlone, Ireland

²Mälardalen University, Västerås, Sweden

*Corresponding Author: Iram Arshad. Email: i.arshad@research.ait.ie

Received: XX Month 202X; Accepted: XX Month 202X

Abstract: Big Data is reforming many industrial domains by providing decision support by analysing large data volumes. Big Data testing aims to ensure that Big Data systems run smoothly and error-free while maintaining the performance and quality of data. However, because of the diversity and complexity of data, testing Big Data is challenging. Though numerous researches deal with Big Data testing, a comprehensive review to address testing techniques and challenges is not conflate yet. Therefore, we have systematically reviewed the Big Data testing techniques period (2010 - 2021). This paper discusses testing data processing by highlighting the techniques used in every processing phase. Furthermore, we discuss the challenges and future directions. Our finding shows that diverse functional, non-functional, and combined (functional and non-functional) testing techniques have been used to solve specific problems related to Big Data. At the same time, most of the testing challenges have been faced during the MapReduce validation phase. In addition, the combinatorial testing technique is one of the most applied techniques in combination with other techniques (i.e., random testing, mutation testing, input space partitioning, and equivalence testing) to solve various functional faults challenges faced during Big Data testing.

Keywords: Big Data, Testing Techniques, Testing Process, Challenges Big Data

1 Introduction

Big Data refers to datasets whose size is beyond the ability of typical database software tools to capture, store, manage, and analyze [1]. Big Data can analyze for insights that lead to more informed decisions and strategic business decisions. Advanced technologies play a vital role in capturing, storing, managing and analyzing to get the value from data, i.e., Hadoop, Spark, Hive, NO-SQL, cloud, edge computing, etc. Furthermore, the data volume and the importance of information extracted from data is not limited to large government agencies, large enterprises, or Internet Websites. From government agencies to an ample variety of organizations, ranging from small to large enterprises, are dealing with a flood of data. The value of Big Data is determined by how the company, organization and smart factories use the information obtained. Utilizing Big Data provides better customer service, enhances operations, generates tailored marketing campaigns, improves decision-making accuracy, and takes other activities. In smart manufacturing, Big Data aids in the integration of previously fragmented systems, allowing businesses to understand their production processes better while automating data gathering and analysis. Therefore, the challenges with data in manufacturing systems and business have changed from gathering a significant amount of data to figuring out how to make the most use of the increasingly huge volumes of data accessible to make better business choices.



This work is licensed under a Creative Commons Attribution 4.0 International License, which permits unrestricted use, distribution, and reproduction in any medium, provided the original work is properly cited.

Data growth sources that drive Big Data technology investment are vast. Some represent entirely new data sources, while others change the *resolution* of existing data generated. New data sources for Big Data include industries that just recently began to digitize their content. Data growth rates in the last couple of years have been nearly infinite since they started from zero in most cases, i.e., healthcare, media/entertainment, life sciences, video surveillance, transportation, logistics, retail, utilities, and telecommunications. Millions of IoT devices such as sensors and different smart devices are deployed on Internet of Things (IoT) networks for various applications. Different techniques and methodologies have been proposed to collect the data from these sources. For example, light-weight Unmanned Aerial Vehicles (UAVs) devices are used to collect data from different IoT devices [2]. Furthermore, social media such as Facebook, Twitter, Foursquare are the new data sources. [3]. For example, recent stats show that in the second quarter of 2021, Facebook has roughly 2.89 billion active users per month [4]. The merging of the actual and virtual worlds is industry 4.0. This digital revolution is characterized by technology that harnesses Big Data and Artificial Intelligence (AI) to develop self-learning systems. In order to achieve manufacturing excellence, today's manufacturers seek business information through the compilation, analysis, and exchange of data across all critical functional areas.

Many different terminologies are used to represent massive datasets. The authors in this study [5] introduced a difference between Big Data, Big Data Analytics (BDA) and Data Analytics (DA). For instance, BDA plays a vital role in Industry 4.0, which includes sensor data from manufacturing equipment's that are examined to anticipate when maintenance and repair activities are required. As a result, manufacturers may improve production efficiency, better understand their real-time data, and automate production management using self-service platforms, predictive maintenance optimization, and automation. BDA in smart manufacturing is in predictive maintenance operations and send out repair warnings and preventative maintenance, preventing equipment failures before they happen. In addition, sensors for condition-based monitoring can also be incorporated to monitor equipment performance and health in real-time, increasing total factory floor equipment efficacy. As a result, manufacturers perceive fewer failures, higher equipment productivity, and more dependability due to decreasing failures and enabling better preventative maintenance procedures, all of which enhance total equipment effectiveness measures. In addition, BDA is an interdisciplinary field that includes many other scientific disciplines, such as computational intelligence, statistics, machine learning, signal theory, pattern recognition, operations research, predictive analytics, data mining, artificial intelligence, natural language processing, business intelligence, prescriptive analytics and descriptive analytics. Similarly, DA deals with visualization, cloud computing, or data exploration [5].

The Big Data could be structured, semi-structured and unstructured, collected from different sources used for further processing to turn the data into a meaningful and valuable form. Much publicized and intact data attributes are known as V's of Big Data. These are 3V's *volume*, *velocity* and *veracity* [6] complemented with *variability* and *value* [7]. Later, *veracity* and *visualization* are included as an additional quality characteristics of Big Data [8]. In Figure 1 visual representation of Big Data is presented. From the diagram, we can observe the importance of the Big Data pipeline. BDA, DA, and business intelligence pipelines are relied on Big Data pipelines. If Big Data testing does not perform well, it has a significant adverse effect on all other pipelines; thus, it puts a lot of pressure on the test team to effectively prepare for Big Data testing. However, testing Big Data is challenging due to verifying and validating these data attributes. Therefore, Big Data testing characterizes as an examination of the Big Data pipeline. The literature has observed that Big Data testing is one of the biggest challenges any organization faces. The essential factors of the challenges are unknowing about what to test and how to test, lack of defining test strategies and not setting up optimal test environment causes after effects insufficient data in the production environment, thus, result in deferment in implementation which causes an increase in the cost [9]. Therefore, testing becomes a critical concern during different phases of the Big Data pipeline [10]. However, testing of Big Data also challenges the traditional testing techniques. Considering the importance of Big Data testing, we decided to conduct a

systematic literature review to determine what testing techniques have been used to test the Big Data pipeline and how Big Data testing is challenging to traditional testing approaches.

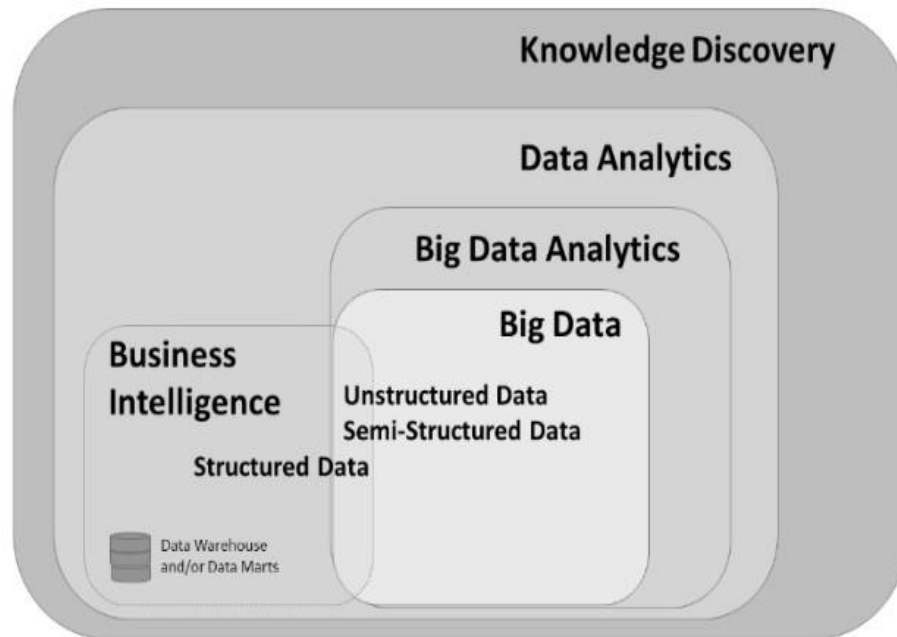


Figure 1: Visual Representation of Big data, Big Data Analytics, and Business Intelligence.[5]

1.1 Related Work

Big Data is a series of approaches, tools and methods for processing a high volume of structured, semi-structured or unstructured data. Therefore, it is hard for testers to test and validate the large scale of data and features timelines for testers. Many exciting studies discussed data quality issues along with data characteristics. For instance, the authors of [11] study performed a systematic mapping study by covering software testing in the context of MapReduce programs. The results reveal that the most frequent reason for testing MapReduce programs is performance issues and improper use of the processing model. In addition, most testing efforts are about the performance and less focus on testing the functional aspects of MapReduce.

In [12], the authors addressed the current state of challenges for Big Data applications in terms of data quality. Similarly, the authors of this study [13] discussed test data management in a data warehouse and performance testing. According to the study, [14], the authors proposed the idea of a new test factory model and the quality management system for Big Data applications. While briefly reviewing the literature for test techniques for big data, they mainly emphasize an end-end quality management model for Big Data applications. Similarly, in study [15], the authors discuss general quality assurance techniques for Big Data applications such as testing, model-driven architecture, monitoring, fault tolerance, verification and prediction. In study [16], the authors reviewed two critical aspects of Big Data bioinformatics analysis: scalability and validity of the software. They also discussed software testing techniques based on the idea of multiple executions, such as metamorphic testing. They mentioned that these techniques could be used to implement an effective bioinformatics quality assurance strategy. Furthermore, the authors of this study [17] discussed the benchmarking of Big Data systems. They provided a comprehensive view of benchmarking by including Big Data micro, end-to-end and benchmark suite.

In this study, [18] the authors reviewed the recent progress and breakthroughs of big data applications specifically in healthcare domains and summarized the challenges, gaps, and opportunities to improve and advance big data applications in health care. In this study, [19] the authors conducted a mapping study of testing MapReduce focusing on tool, environment, testing and faults. The research results show that concerning MR program testing, there were gaps to be filled and challenges to be overcome. Furthermore, in this study [20] the authors attempted to highlight Big Data testing but nothing related to testing techniques and challenges has been done. In short, there is no existing literature review discussing Big Data testing techniques and challenges. To the best of the author's knowledge, this paper is the first literature study available that covers a systematical conclusion on Big Data testing techniques and associated challenges in terms of scope and coverage of multiple literature sources. Table 1 compares the existing work related to Big Data testing.

Table 1: Existing literature and our contribution.

Number	Highlighted
[11] (2019)	Covering software testing in the context of MapReduce programs.
[12] (2016)	Addressing the challenges and Big Data applications in terms of data quality.
[13] (2013)	Test data management in a data warehouse and performance testing.
[15] (2015)	Quality assurance techniques for Big Data applications include testing, model-driven architecture, monitoring, fault tolerance, verification and prediction.
[16] (2017)	Multiple execution metamorphic testing for validation of Big Data bioinformatics software.
[17] (2017)	Benchmarking of Big Data systems.
[18] (2016)	Big Data applications in bio medical health care.
[19] (2013)	Big Data Mapping study for testing MapReduce.
[20] (2021)	Big data testing without discussing the testing techniques and challenges.
OUR	Highlight diverse testing techniques have been used to cope with different challenges of Big Data with, covering functional and non-functional testing techniques and the challenges facing while testing Big Data.

1.2 Motivation and contributions

Big Data testing has several benefits: improving business decisions, quality costs, reducing losses, improving market strategies, targeting, and improving revenues. In Big Data Systems, Big Data testing is critical. If these systems are not adequately tested, there will be a negative impact on companies or organizations. Furthermore, it will be challenging to figure out what went wrong, what caused the failure, and where it happened. As a result, finding a solution to the problem becomes challenging.

On the other hand, if Big Data testing is done effectively, it will help avoid resource waste. This paper attempts to redress the gap in the existing literature review in different forms. First, the few informal and formal review studies that exist [11, 12, 13, 14, 15, 16, 17, 18, 19, 20] in the area deal with issues such as data quality, challenges in testing Big Data applications, overall quality assurance of Big Data applications with testing being only a sub-part of it, benchmarking of Big Data systems, and testing of Big Data in

specialized domains such as bioinformatics, MapReduce testing. Secondly, no systematic literature review summarizes the testing techniques along with the associated challenges for Big Data by covering multiple literature sources. The contributions of this paper are as follows.

1. We discuss and highlight Big Data testing techniques and used. Then, we classify diverse techniques into functional, non-functional and combined (functional and non-functional) categories.
2. We propose a conceptual pipeline for Big Data testing processing.
3. We classify Big Data testing challenges and then identify proposed solutions based on one testing technique.

1.3 Paper Structure

The remaining part of this paper is organized as follows. Section 1 describes introduction, related work, motivation and contributions, while section 2 explains the systematic review process of this study. Section 3 presents the testing techniques to test Big Data. Section 4 discusses about Big Data pipeline and phases. Section 5 discusses the challenges and future trends, section 6 presents a discussion of the paper results along with the validity of this study. Finally, section 7 concludes the paper.

2 Review Process and Analysis

Systematic Literature Review (SLR), also known as a secondary study, is primarily a process to gather evidence from primary studies based on a focused topic. SLR is conducted according to defined, systematic methodological steps (called the review protocol). To achieve this, we have followed guidelines of conducting a systematic literature review in software engineering [21, 22, 23]. Our resulting review protocol has some phases, i.e., planning the review, conducting the review, and documenting the review. In planning the review, we define our research questions and define the search strategy. While conducting the review, we define our study selection process and data extraction procedures. In contrast, the documented results of the review are reported. The described phases are not followed in a sequence; it is an iterative process based on continuous feedback from each phase.

2.1 Planning the Review

In the first phase of this review, we specified the research questions and defined the search strategy.

2.1.1 Research Questions

In order to gather the evidence regarding software testing techniques for Big Data applications along with associated challenges we formulated the following research questions:

RQ1: What are the existing techniques for testing Big Data?

RQ2: What type of challenges or limitations exist in testing big data?

The research questions are planned and structured using the recommended PICOC (Population, Intervention, Comparison, Outcome, Context) criteria [22]. However, we do not impose any restrictions in terms of comparison and context. The *population* in this study is the domain of Big Data applications. *Intervention* is represented by the techniques to test Big Data application(s). The *outcome* in our study represents a comprehensive collection of different types of test techniques and challenges to testing Big Data. RQ1 and RQ2 intend to describe the state-of-art testing techniques for Big Data and the challenges.

2.2 Generation of a Search Strategy

The main objective behind the search strategy was to identify an exhaustive and unbiased set of primary studies to answer the defined research questions. For this purpose, the search strategy was broken down into distinctive steps: i) Identification of search terms, abbreviations and synonyms to support the research questions. We finalized the following main search term: *Big Data software testing*. ii) Use of Boolean OR to join different terms. iii) Use of Boolean AND to join major terms. The search is limited to keywords and/or index terms, titles and abstracts in each electronic database. We started defining the scope and the search terms during May 2021 and ended the second week of May 2021, leading to the following search string: ("Document Title": Big Data software testing) OR "Index Terms": Big Data software testing) OR "Abstract": ssBig Data software testing). We searched the papers in major electronic databases for the past ten years (2010-2021). While the search string used for each database is given in Table 2:

Table 2: Verbatim search strings as executed in electronic databases.

Source	Search String
IEEEExplore	((("Document Title":Big Data software testing) OR "Index Terms":Big Data software testing) OR "Abstract":Big Data software testing
ScienceDirect	Title, abstract, keywords: Big Data software testing
Scopus	TITLE-ABS-KEY (big AND data AND software AND testing) AND (LIMIT-TO (SUBJAREA, "COMP") OR LIMIT-TO (SUBJAREA, "ENGI") OR LIMIT-TO (SUBJAREA, "MATH") OR LIMIT-TO (SUBJAREA, "DECI"))
ACM	Abstract:(+big +data +software +testing) AND acm dl Title:(Big Data software testing)
SpringerLink	'big AND data AND software AND testing AND (big OR data OR software OR testing)')

Endnote X9.3 (a bibliography management tool) was used to record the results for each electronic database and remove duplicate references. We set time/year restrictions between (2010 and 2021), while executing the automated search string. Using the search strings mentioned in Table 2 resulted in a total of 1975 studies. The first step was to remove the duplicates using Endnote X9.3 tool as the same papers were indexed in multiple databases. After duplicate removal, we were left with 1838 studies. The distribution of the original count per data source is distributed through Endnote X9.3 tool is given in Table 3.

Table 3: Distribution of papers among different sources.

Source	Count
IEEEExplore	280
ScienceDirect	105
Scopus	771
ACM	755
Springer	64

Total	1975
-------	------

2.3 Conducting the Review

There are several steps involved in conducting the review: study selection criteria and procedures for including and excluding studies (Section 2.3.1), and data extraction (Section 2.3.2). This section describes these steps while Figure 2 illustrates the selection process and the number of primary studies identified at each stage.

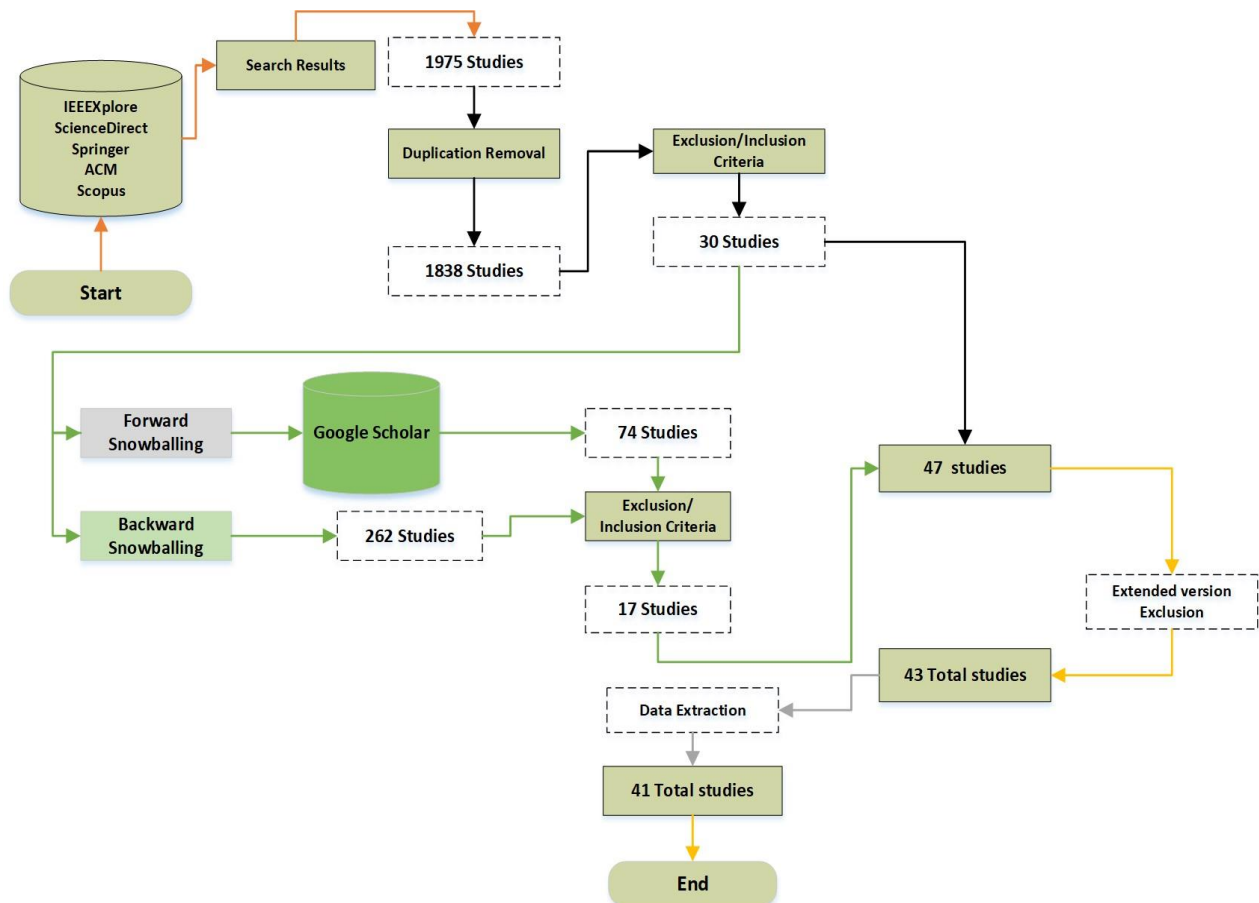


Figure 2: Overview of the Selection Process and Final Number of Primary Studies.

2.3.1 Study Selection Criteria and Procedures for Including and Excluding Studies

Study selection criteria are used to identify studies that provide direct evidence for answering the stated research questions presented in Section 2.1.1. Table 4 shows the inclusion (I) and exclusion (E) criteria applicable in this review. Our study selection criteria are based on multiple steps. We created groups of papers per publication database in Endnote to maintain the references count after duplication removal. For each database, we created five sub-groups: *rejected papers*, *final accepted*, *book and thesis*, *conference venue and details*, *review papers* and in the end, *not clear papers*. The purpose of this grouping was to reach a logical categorization of references.

Table 4: Inclusion and Exclusion Criteria.

Exclusion Criteria	
E1	Papers that are not related to Big Data testing.
E2	Papers that merely mention Big Data testing but it is not the focus.
E3	Papers whose titles and abstracts contain no information about Big Data and testing.
E4	Papers that are simply a foreword to conference proceedings.
E5	Papers that are published prior to 2010.
E6	Books, thesis, review papers.
E7	Papers that are written as a precursor to presentations and newsletters.
E8	Papers that are related to cloud computing and data quality.
E9	Papers related to Big Data but do not contain any information related to our research questions.
E10	Papers that are not in English.
Inclusion Criteria	
I1	Papers related to testing techniques for Big Data applications.
I2	Papers containing challenges for testing Big Data applications.
I3	Papers coming from acceptable sources: workshops, conferences and Journals.
I4	Papers containing any information related to our defined research questions.

For instance, while quickly scanning the references, first researcher placed several references in the *review papers*, *conference venue and details*, *book and thesis* groups per database. Furthermore, based on reviewing the titles and abstracts (according to the inclusion and exclusion criteria), clearly out of scope references were placed in the *rejected papers* group while accepted papers went in the *final accepted* group. Papers in the not clear papers group required skimming the full-text, which eventually placed them in either *rejected papers* or *final accepted papers* groups. The counts' distribution at each stage of this filtering process is further elaborated in the steps described below. In the beginning, a single researcher was involved in this activity. However, while quickly reviewing the papers based on their titles and abstracts, it emerged that 67 studies were merely describing the conference venue and details, 22 were books and theses, while 7 were review papers. Excluding these references, we were left with 1742 out of the initial 1838 (Duplication removed) references. Based on the titles and abstracts, 1589 out of 1742 papers were excluded because of

were clearly out of scope and not related to our proposed research questions. At the end of this activity, a total of 153 papers were left for further assessment.

Out of the 153 studies, 123 were further rejected by critically analyzing the papers by the authors, with 30 papers left behind. Furthermore, to make sure we do not miss any relevant paper, we applied forward and backwards snowballing [24, 25] on the references of these 30 papers, resulting in a total of 336 more papers as the outcome. We applied our inclusion/exclusion criteria on these 336 papers and were left with 17 more to add to the previous 30 papers, making the total number of papers equal 47. Finally, the 47 papers were analyzed thoroughly to determine whether it is possible to extract the data required to answer our stated RQs. During this analysis, we found that some papers were extended versions of previously published conference/workshop papers [26, 27, 28, 29]. Moreover, we were unable to extract data from two papers [30, 31]. Therefore, after removing these papers, 41 papers were finally selected as the primary studies for answering the RQs in this SLR.

2.3.2 Data Extraction

In order to extract the relevant data from the final pool of 41 primary studies, a spreadsheet-based data extraction form was created. An existing template [32] was followed as an example. The form was designed so that the extracted data would address our research questions. Specifically, we extracted data for three categories: *paper information* and *topic specific classification*. The data extraction form and the mapping of research questions are shown in Table 5.

Table 5: The SLR Data Extraction Form.

Data Item	Value	RQ
Paper Information		
Primary Study (PS) ID	Integer	
Paper Title	Name of the paper	
PDF Link	Link to the paper	
Abstract	Abstract of the paper	
Topic Specific Classification		
Challenges	Big Data testing challenges	RQ2
Testing techniques	techniques list	RQ1
Testing Types	Info about types	RQ1

3 Big Data Testing Techniques analysis and synthesis

This section presents the results of this SLR, answering our stated RQs.

3.1 Testing Techniques (RQ1)

This section presents the software testing techniques to test Big Data applications that we gathered from the selected primary studies. Figure 3 presents the classification of each testing technique into functional, non-functional and combined (functional and non-functional). Lastly, we also present testing techniques and papers in Table 6.

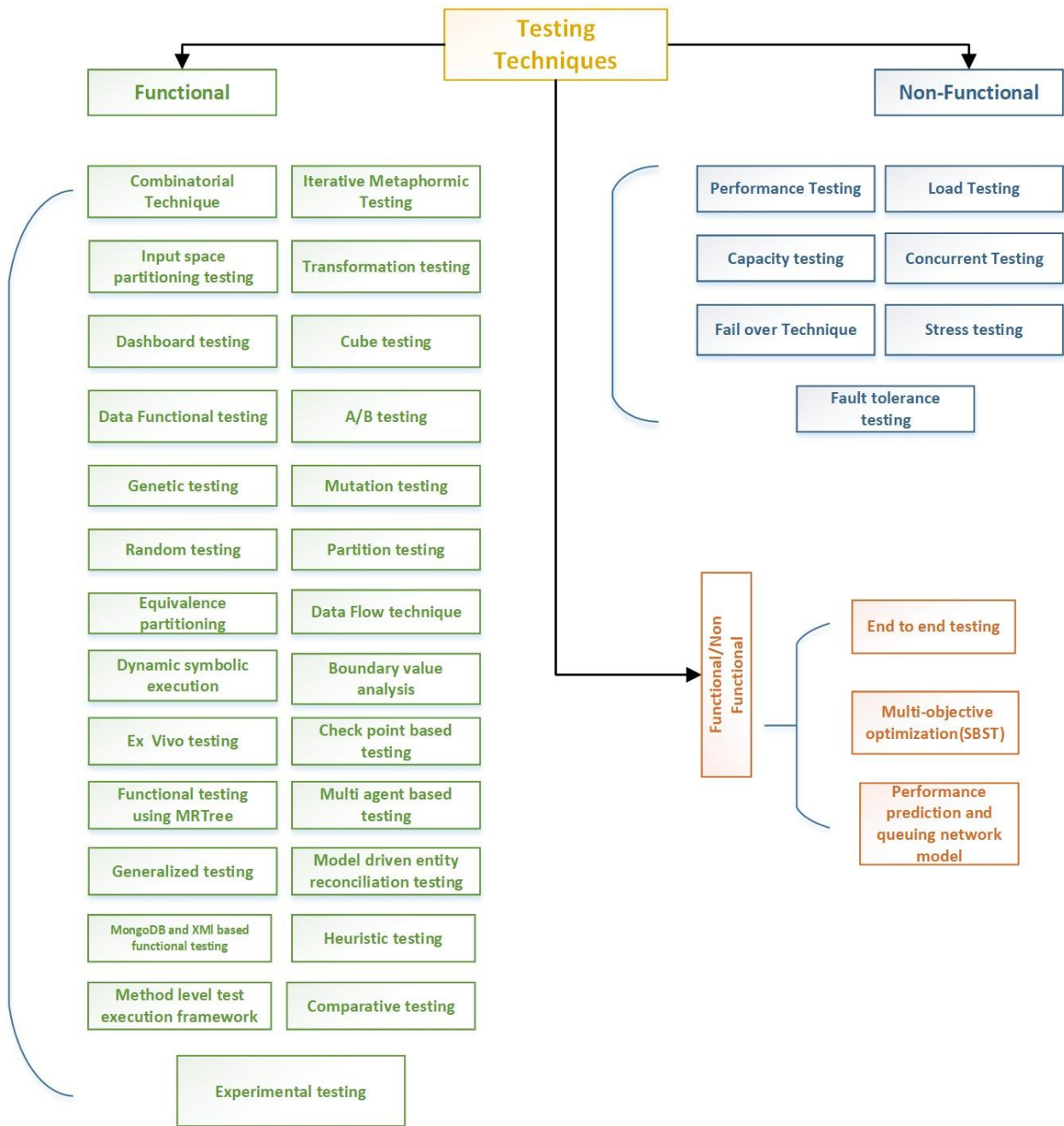


Figure 3: Identified Testing Techniques for Big Data Testing.

Table 6: Functional techniques identified in primary studies.

Type	Testing Technique(s)	Primary Studies
	Combinatorial technique	[33, 34, 35, 36, 43]
	Iterative metaphormic testing	[43]
	Input space partitioning	[46]
	transformation testing	[42]
	Cube testing	[9]
	Dashboard testing	[9]
	Data functional testing	[9, 51]
	A/B testing	[49]
	genetic testing	[35]
	Mutation testing	[43]
	Random testing	[36, 43]
	Partition testing	[43]
	Equivalence partitioning testing	[36, 47]
	Data flow testing technique	[37]
	Dynamic symbolic execution	[40]
	Boundary value analysis	[47]
	Ex vivo testing	[38]
	Check point based testing	[45]
	Functional testing using MRTree	[39]
	Multi-agent based approach testing	[52]
	Generalized testing	[53]
	Model driven entity reconciliation testing	[44]
	Method Level Test Execution Framework	[54]
	Experimental Testing	[55]
	Comparative Testing	[56]
	Heuristic Testing	[57]
NF		
	Performance testing	[9, 47, 48]
	Load testing	[47]
	Capacity testing	[47]
	Concurrent testing	[47]
	Failover testing	[9, 51]
	Stress testing	[47]
	Fault tolerance testing	[58]
F and NF		
	End to end testing	[48]
	Multi-objective optimization(SBST)	[54]
	Performance Prediction and Queueing Network Models	[59]

3.1.1 Combinatorial Techniques

Li et al. [33] have used combinatorial test data generation technique to test Extract, Transform, Load (ETL) applications and have named their tool combinatorial Big Data Test data Generator (BIT-TAG). They aim to generate small efficient datasets. While using manual Input Domain Models (IDMs), problems occur due to changes in the original data source or constraints. IDMs are created from an original data source, based on some input parameters and test values; these parameters and tested values have been derived from some constraints, either defined by clients or extracted by database schema. Therefore, whenever changes occur in the original data source, re-processing in IDMs is needed too. New IDMs, referred to as Adaptive IDMs (AIDMs), have been proposed to handle this problem.

These adaptive IDMs are created by BIT-TAG tool after analyzing the extracted test values from the original data; the generated datasets satisfied tway combinatorial coverage and other constraints. Fredericks and Hariri [34] have proposed search-based software testing and combinatorial testing to test an unmanageable set of operational contexts and configurations for a Big Data application. As an application, the authors [34] gave an example of one Big Data source: a Medical Records Network (MRN). If an application interface with a MRN to retrieve data, the test generation can be optimized for a specific type of data such as Binary Large Object (BLOB) data (i.e., images, scans). Different test suites could be combined to enhance combinatorial coverage to cover combinations of configurations. Morán et al. [35] have argued that wrong infrastructure configurations on MapReduce applications affect the program output, causing functional problems which are very difficult to expose while testing. Their approach uses combinatorial testing to generate different automatic configurations (also called scenarios) for MapReduce applications. Furthermore, the test execution engine based on MRUnit library is used to automate the proposed approach. The proposed approach works based on a mapper, combiner and reducer where MRUnit executes each scenario. The mapper, combiner, and reducer can interpret different data on each execution due to MapReduce programs' distribution environment. A combinatorial technique (i.e., combining values of different parameters) is used to generate each scenario for different distributed environment configurations.

3.1.2 Combination of Two Techniques

In study [36], Morán et al. proposed two new test techniques for MapReduce applications. One is called MRTest-Random based on random testing and the second is called MRTest-t-Wise, which is based on equivalence partitioning with combinatorial testing (a kind of partition testing). Given the configurations to test, MRTest-Random randomly generates valid configurations. Next, these configurations are divided into partitions by using MRTest-t-Wise based on similarity of behaviour. A combinatorial strategy is then applied to generate test configurations automatically. Finally, MRTest (an execution engine) runs each test configuration and systematically checks if all the configurations lead to equivalent outputs.

3.1.3 Data Flow-Based Testing Technique

Morán et al. [37] proposed a data flow test criteria-based testing technique called MRFlow (MapReduce Data Flow) to detect MapReduce programs' defects. MRFlow analyzes the evolution of variables in the MapReduce programs. A MapReduce program functionality is represented utilizing program transformations to deal with heterogeneous data sources and formats. The test cases are derived from such transformations based on extracting the paths under test from the program graph and then testing each path under test with different data.

3.1.4 Ex Vivo Testing

Morán et al. [38] have proposed an Ex Vivo testing framework called MapReduce Ex vivo testing (MrExist) that takes advantage of the production information to detect faults. The authors identified some faults in their previous work [39]. Therefore, they proposed an automatic testing framework to detect the faults when deployed and executed in production. These faults may depend on the deployed MapReduce

configuration. Therefore, one would need to test the application in production (In Vivo). This testing is hardly feasible due to a lack of control on the tester's side. Therefore, the authors propose a hybrid approach between testing in the laboratory and testing in production. They have named the Ex Vivo approach: the tests are automatically obtained from the runtime data but executed outside of the production environment to not affect the application. The proposed framework can automatically detect functional faults without requiring any human intervention.

3.1.5 Dynamic Symbolic Execution

Csallner et al. [40] have used a dynamic symbolic execution method for testing MapReduce programs where certain correctness conditions need to be met. However, if these conditions are not met and if there are variations in the infrastructure events such as network latency, scheduling decisions and so on, the output of MapReduce programs can be erroneous. This can lead to MapReduce programs giving variable outputs on the same input data. The technique encodes the high-level MapReduce correctness conditions as symbolic program constraints and checks them for the program. A constraint solver is used to infer program input values that will violate the correctness conditions.

3.1.6 Functional Testing by using MapReduce Tree (MRTree)

In the study, [39], Mor'an et al. proposed a hierarchical fault classification based approach called MapReduce Tree (MRTree) that identifies functional faults in MapReduce programs. Test cases are derived to detect the faults represented by MRTree nodes. For each node failure, an example program as the system under test is described and guidelines to produce test cases.

3.1.7 A MongoDB and XML-Based Functional Testing Technique

Yesudas et al. [41] proposed a Big Data performance test framework based on NoSQL database for a highly transnational back-end system like the IBM sterling order management system. They created a proof of concept prototype based on distributed storage to ensure that the system performs to meet the retailers' peak hours when the massive orders are received. XML formats are used because these are 10% faster than the traditional performance tools such as LoadRunner and Grinder. MongoDB query is used for handling large files of any JSON and real-time data. The proposed framework is validated by creating XML messages in MongoDB collections (i.e., generation of load), and the initial data flow is started by running the scripts.

3.1.8 Transformation Testing

Tesfagiorgish and Yi [42] proposed an approach to test the correct transformation of huge volumes of data. Their approach is based on reverse engineering, where the whole transformation process is reverse engineered to retrieve the source. Then, the outputs (target data) of the ETL operation is given as an input to a reverser which expects its output (the reversed source data) to be the same as the source data.

3.1.9 Iterative Metaphormic Testing

Ding et al. [43] proposed an iterative metamorphic testing technique to test an online Big Data service that includes scientific tools, machine learning algorithms and a large scale image database. The technique consists of three significant steps: 1. development of initial Metamorphic Relations (MRs) and tests; 2. test evaluation with program coverage criteria and mutation testing; 3. refinement of MRs if a mutated test passes the MR under test.

3.1.10 Model Driven Entity Reconciliation Testing

Blanco et al. [44] presented a model-driven engineering approach for integration testing of Entity Reconciliation (ER) applications. ER applications combine data from different sources to present a unified

view of some real world entity. In this approach, the authors have built the Integration Testing Rules (ITR) model based on a reconciled solution model, data sources model, the transformations model and the test models. The testing objectives are represented as business rules covered by applying the masking modified condition decision coverage criterion.

3.1.11 Checkpoint-Based Testing

Sudsee and Kaewkasi [45] proposed a Distributed Test Checkpointing (DTC) method for unit testing of Big Data applications developed using the Apache Spark framework. Spark framework of data-intensive processing is implemented in the form of Resilient Distributed Dataset (RDD). DTC identifies each data partition of a RDD and the test case that uses the RDD using a hash function. Using this, DTC is found to repeatedly speed up unit testing on a distributed cluster.

3.1.12 Input Space Partitioning Testing

Li et al. [46] proposed a scalable novel Big Data testing framework for solving three technical problems faced during ETL testing. The technical problems are *long processing time due to massive data*, *transformation among different data sources*, and *need to validate the transformed data*. The authors have used the input space partition technique to generate test data. They control the test set's size and generate a small efficient test set by using Input Domain Models (IDMs). In order to select and generate tests, they have partitioned IDMs and selected the test values from each partitioned block and generated tests by applying combinatorial coverage criteria. To validate transformed and transferred data, they have defined two rules. According to the first rule, they have extracted all the data types, and value ranges from the requirements at a high level and, as per the second rule, extracted specification details to validate the transformation rules. Therefore, the authors of [46] have provided the solution for three addressed problems and validate that transformation has been done correctly; also ensure that the data is flawless by comparing source and target data.

3.1.13 Performance Testing Framework

Liu et al. [47] proposed a performance testing framework to test the Big Data applications. They highlight different performance test phases in the light of Big Data applications that need to be considered while testing performance tests. This framework includes test goal analysis, test design and load design for Big Data applications. To ensure the stability and reliability of Big Data systems, different *test types* should be in consideration during the defining of goal phase like *concurrent testing*: concurrent hit and access same module of the same application to check performance behaviour, *load testing*: check the behaviour of the system under a certain level of load to satisfy the user requests within the required range, *stress testing*: check the system behaviour under some extreme conditions such as peak capacity, beyond the limit load examine the behaviour of the system and *capacity testing*: perform to check the availability of a maximum number of resources without failure of the system. Whereas while *defining test design*, size of data and complexity of application should be in focus by using some manual techniques such as *equivalence partitioning* (i.e., includes the equivalence valid and invalid classes and based on specifications design test data) and *boundary value analysis* (i.e., design the boundary conditions for test data) For an in-depth analysis of system performance, instigators should be provided.

These *test indicators include response time (i.e., time to respond a request in added with server response time)*, *throughput (i.e., number of requests proceeded per unit time)*, and *monitoring indicators for monitoring resources like CPU memory utilization, storage, etc.*

Nachiappan and Justus [48], discussed that Big Data applications lead to worst situations due to erroneous architecture elements while designing them, thus, results in caused real-time scalability issues. Therefore, performance testing needs to skip down the scalable issues that have been faced while testing.

Gudipati et al. [9] also discussed the need for non-functional (i.e., performance testing) techniques for Big Data applications. They have discussed that the performance of a system went down due to various reasons. Such as enormous data size, negligence in designing architecture and the need to be process data across multiple nodes to complete the job at a convenient time. Therefore, to eliminate the performance issues, performance testing should be performed using some Hadoop performance (i.e., Job completion time, throughput) and system level (i.e., memory utilization) metrics to identify bottlenecks and ensure the smooth performance of such applications.

3.1.14 A/B Testing

Liu et al. [49] discussed that online experiments concerning Big Data have been done to provide business guidance based on some data analytic techniques; for understanding customers' behaviour, experiments have been conducted. However, there is no proper guidance on data sample size to have valuable, trust-able discovery to mine market information. A/B testing (i.e., bucket or split testing) is commonly used for meaningful marketing and business intelligence conclusions. Therefore, [49] conducted an online experiment using A/B testing. Finally, the author concluded that, if we could have insufficient or not enough data samples in the control experiment, results could not be concluded even after investing a long time.

3.1.15 Cube and Dashboard Testing

Gudipati et al. [50] discussed the validation of the analytical reports. When ETL is processed and data is loaded into enterprise data warehouse tables successfully, reports have been generated using some reporting tools or queries on Apache Hive. Cube testing and dashboard testing are techniques to verify these analytical reports. Cube testing needs to verify that values are correctly displayed in the reports whereas dashboard testing ensures that all modules are correctly rendered and validate the fetched data from various web modules against the database.

3.1.16 Failover Testing

Gudipati et al. [9] and Garg et al. [51] mentioned functional data testing for Hadoop architecture, called failover testing. The Hadoop architecture consists of a name node and other connected data nodes hosted on several servers. So some of the failures that can happen are named node failures, data node failures and network failures. The main purpose of failover testing is to ensure the verification and validation of recovered data when switching from one node to another after failure.

3.1.17 End to end Testing

Nachiyappan and Justus [48] discussed that dealing with the huge amount of data and executing it on multiple nodes can create bad data and quality issues at every stage of processing. Therefore, there is a need for integration data available all the time to ensure quality. At this stage, the end-to-end testing technique ensures that flawless and stable data should be available among all data sources.

3.1.18 Data Functional Testing

Garg et al. [51] discussed that during the functional testing of the Hadoop framework, data testing is required at every stage to make sure that processed data is accurate and flawless. The main motivation to use this technique is to identify data-related issues due to node configuration failure or coding errors. Gudipati et al. [9] have also discussed data-related issues that occurred because of incorrect codes or node configurations. Thus, data testing should be performed on Hadoop validation phases to ensure the immaculate data is being processed.

3.1.19 Multi Agent Based Approach for Testing

Testing a distributed system such as Mapreduce is costly and time-consuming. Therefore, to efficiently test these systems. Hsaini et al.[52] incorporated the agents in the proposed approach. These agents are intelligent. They monitor the distributed system's behaviour and execute any required testing if a defect is found or any misbehavior is identified. Furthermore, all agents in this approach are autonomous and work in parallel, which is essential in decreasing the time and the cost. The test process in the proposed approach is performed in two steps. Furthermore, the authors also described the behaviour of a tester while describing the test steps. In the first step, the behaviour of the tester is to read and split data, send the generated data to mappers, receive the output from mappers, check time constraints. Whereas, in the second step, the behaviour of the tester is to shuffle and sort the data received from the first tester, send the generated data to the set of reducers, check time constraints and return the final results. Whereas the procedure of the first algorithm is testing of mappers used in MapReduce implementation under test, and the second is to test the reducer. In last, the proposed prototype of this model is under experimentation. They selected the Madkit tool as a Multi-agents environment to implement our prototype testing.

3.1.20 Fault Tolerance Testing

MapReduce system faced failure because of various factors such as network connections, interruption, outage, software defects, software updates and hardware issues. Therefore, it is crucial to ensure that failures should not cause a delay in the execution of MapReduce systems. In this study Marynowski et al. [58], the authors presented an approach based on the petri net reachability graph. For representing the fault cases in the model, MapReduce components act as dynamic items and could be easily inserted and removed without changing in the model. On the other hand, the HadoopTest framework automates the representative fault cases over the distributed environment. Moreover, monitoring and controlling each system component and according to their status injecting faults. This proposed method provides network reliability enhancements as a byproduct because it identifies errors caused by a service or system bug instead of simply assigning them to the network.

3.1.21 Validation of Data by Generalized Testing Framework

Sharma and Attar [53] proposed a generalized testing framework to validate complete data and make sure that data should be flawless in such a way from target to source that there should be less movement in data. For this purpose, they proposed a scalable framework and supported any type of relational database management system and different versions of HIVE as per the validation needed. They have provided the support of semi-structured data (i.e., JSON, and XML format) validation. A user interface is provided to monitor the data so that it helps business analysts make decisions based on the data and provides some recommendations based on the business rules.

3.1.22 Functional Testing by using HadoopTest (for Test Harness)

Marynowski et al. [50] discussed that MapReduce implementations on a large scale distributed environment fails due to several issues such as hardware problems, outages and bugs. Therefore, implementations should be designed to be fault-tolerant; and tested in such a way to make sure reliability. They have proposed a HadoopTest framework for MapReduce based systems to encounter this problem. This framework has put together functional and fault injection tests to build complex, complicated test cases. On the other hand, for source code, API calls have not been added to the system under test cases to avoid adding more bugs, making it more difficult to detect the source failure.

3.1.23 Performance Prediction and Queueing Network Models

Zibitsker and Lupersolsky [59] have proposed the performance engineering process by using performance prediction and queueing network models to mitigate the performance risks. They have used test and production environment data for building the model of new applications and for models characterizing performance and resource consumption of the production workloads. Agents (i.e., Linux, Yarn, Kafka, Spark, Strom and Cassandra) have been used to collect data about resource information (i.e., CPU, memory, disk space usage and storage activity), and auto-detect agents are used to get information about node configurations (i.e., software and hardware configuration). For evaluating designs and development decisions based on infrastructure options queueing network models and testing new application and measurement data collected in production environments performance prediction models are used.

3.1.24 Method Level Test Execution Framework

Feng et al. [54] proposed a method-level test execution framework to solve the Big Data applications debugging issues arising from a large volume of data. Their method consists of two steps. In the first step, by running applications in original datasets, they record all small number of methods executions, later referred to as method level tests (i.e., Unit tests). They selected seven methods from four machine learning algorithms and implemented them in the weka tool using Java. The datasets have been selected based on size and execution time. These method level tests further recorded and evaluated the selected seven methods based on three coverage criteria (edge coverage, edge pair coverage, and edge set coverage). In the second step, they reduce the size of the inputs using a binary reduction technique while preserving the same coverage achieved by the original method-level test. In addition, test effectiveness has also being done using a common mutation testing PiTest tool.

3.1.25 Experimental Testing

Kuang et al. [55] focused on the problems of existing technologies that arise during the vulnerabilities discovery, such as fuzzing, symbolic execution, and taint analysis and identified that these problems have more or less relationship with data processing functions. Therefore, they proposed a data processing function identification using a deep neural network to solve these problems. Furthermore, for the evaluation of the proposed method, they performed experimental testing to verify and validate the results of the proposed method.

3.1.26 Comparative Testing

Krasilnikov and Putintsev [56] developed a system library to solve the large volume of data processing in the shortest possible time. In the proposed library, quick sort and insertion sort methods are used to organize array elements and several other ways. Comparative testing has been performed to check the effectiveness of the proposed library with different array volumes and the working machine configurations. The results show some advantages of the proposed sorting library as compared with today's popular existing solutions. For instance, with 10 million elements, the sorting process occurs 4.6 times faster if the proposed library. Furthermore, the proposed library sorts within 71.5 milliseconds, whereas the existing solution, such as Windows Thread, sorts within 331.7 milliseconds). Further increase of the array volume will also differ in speed between the library and the best of solutions in 4.6 times.

3.1.27 Heuristic Testing

Al-Salim et al. [57] proposed a mixed-integer linear programming model by building processing nodes from source to data centres in the network that used Big Data to address the problem of power consumption. The heuristic testing approach ensures the energy-efficient solution's performance by following a software

problem where packages are required for data processing on the network. The results were later compared with classical Big Data networks.

4 Big Data Pipeline and Testing Phases

In this section, Big Data pipeline and the testing phases are required during this pipeline. Several phases are required, from collection to storing and refining the data during the Big Data pipeline. Figure 4, illustrates a Big Data pipeline along with required testing phases. The detail of these testing phases are discussed in Figure 5. For example, in every phase of the Big Data pipeline, different testing techniques must be performed before moving to the next phase. The brief discussion on these testing phases is following:

Data Validation: In this phase, as the data is gathered from different sources (i.e., sensors, documents), there is a need to perform the necessary steps before transforming data to the next stage. Three key points need to be focused on these steps: i) Data gathered from multi forms, so there is a need for validation to ensure that correct data is pulled into the system, ii) Comparing source data with the target data into the Hadoop system, and iii) Make sure that the correct data is extracted and loaded into the correct HDFS location. During this phase, some of the testing techniques are the data flow-based testing technique and input space partitioning technique [37] and [46].

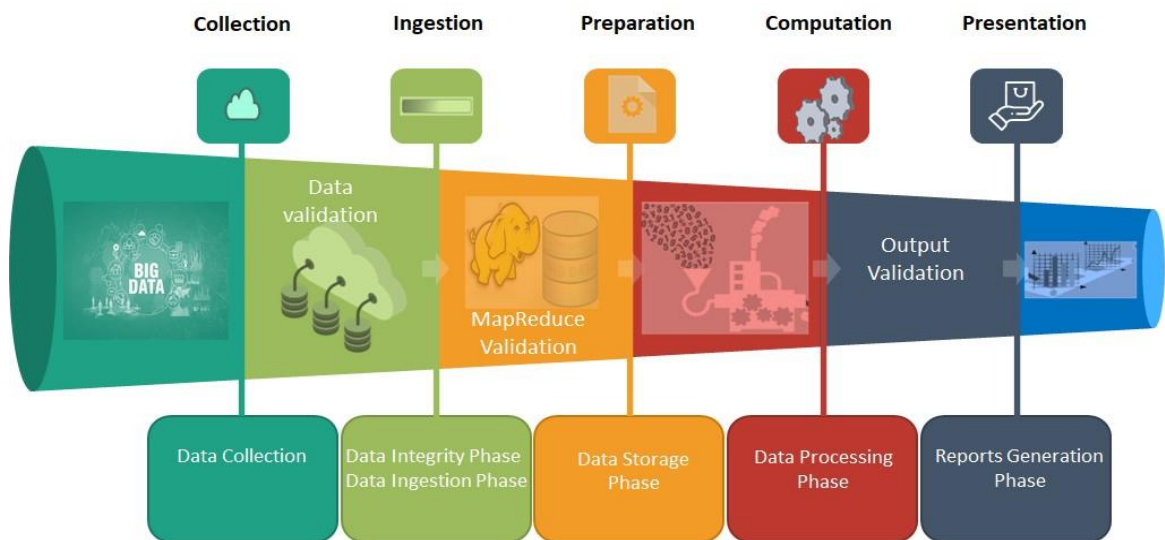


Figure 4: Big Data pipeline along with test phases.

MapReduce Validation: In this stage, data transfers to any Big Data framework like Hadoop, Hive, Spark and the data is split between different nodes. In this stage, testing of data is divided into four categories: i) Ensure that nothing is lost in the data split process and that consistency should be in each node, ii) Data segregation rules are implemented on the data, iii) Expected MapReduce operation is performed, and the Key-value pairs are generated and iv) Validating the data after the Map-Reduce process. In this phase, diverse testing techniques have been applied to perform MapReduce testing. For example, some of the techniques are combinatorial techniques [33] model driven entity reconciliation testing [44] and checkpoint based testing [45] and so on.

Output Validation: The final or third stage of Big Data testing is the output validation process. Finally, the output data files are generated and ready to transfer to an enterprise data warehouse or any other system based on the requirement. The following activities need to be a focus from the testing context: i) Make sure

that transformation rules are performed correctly, ii) Check the data integrity and make sure that data correctly loads into the target system, and iii) Make sure no data is corrupted by comparing the target data with the HDFS file system data. Report testing is required in this phase. The techniques are cube testing, and dashboard testing [50] used to perform validation of data.

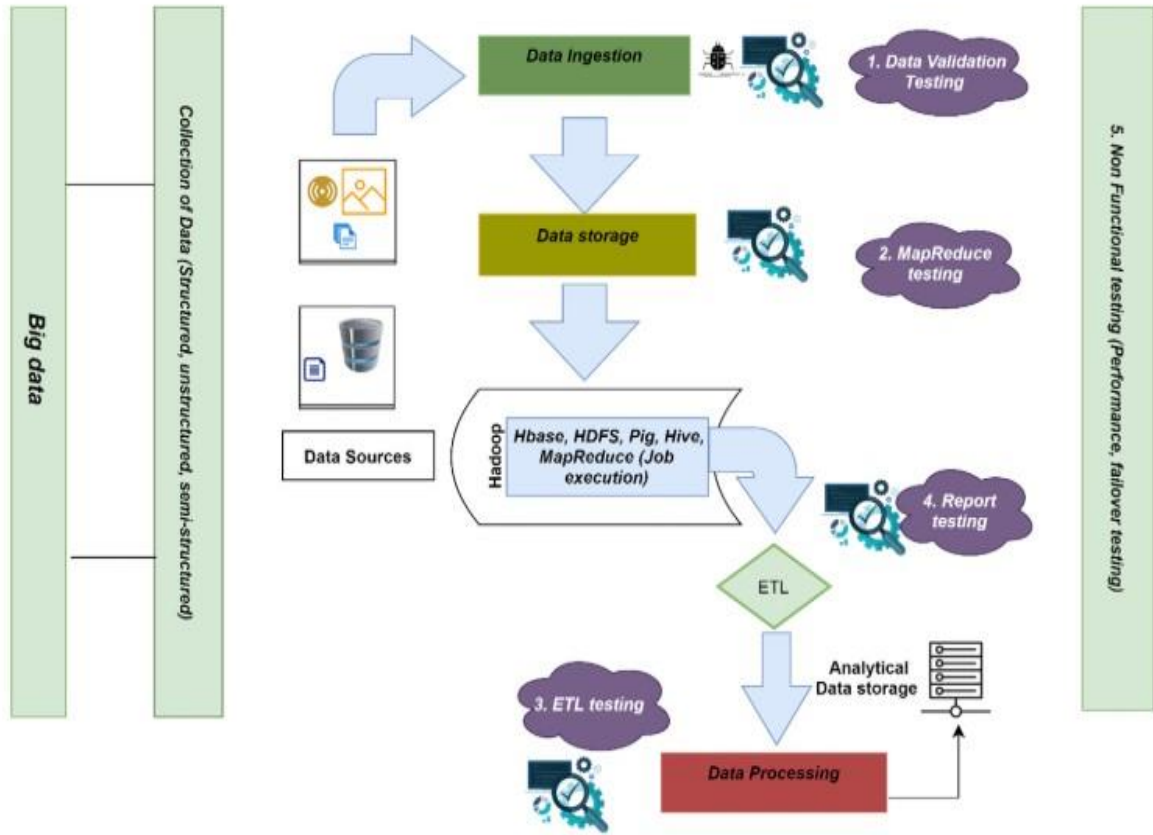


Figure 5: Testing phases/stages of testing Big Data pipeline.

5 Challenges and Future Trends

This section discusses the challenges of testing Big Data applications. In particular, we have mentioned the explored testing challenges in Table 7. Summarizing the testing challenges for Big Data (RQ2), we have observed that most of the testing challenges faced during ETL testing are due to the immense volume of data and discrepancy in transformed and transmitted data. Other challenges related to Big Data testing are performance, scalability, continuous availability and data security, meeting data speed, and node failure. These challenges occurred due to various reasons such as the variable nature of data and so on. Furthermore, data security, ability to handle larger workloads, and distributed data environment, chances of failure nodes (i.e., name, data and network) has been increased, thus, poses testing challenges. Other bring into the view issues are related to general testing phases (i.e., requirement analysis and test case design, test data preparation and test environment and last phase is test management and the remainder). In addition, validation of pre-Hadoop, report generation, and data transformation also brings into notice challenges. We

have also observed a strong need for an automation testing framework to validate the data from source to target for the post ETL processes has been highlighted as a crucial challenge. Our findings show that most of the testing challenges occurred during MapReduce validation (data processing and storing) phase. A lot of research is going on in proposing new testing frameworks to counter Big Data issues. However, all of these identified challenges during different testing phases need to be addressed to achieve a good quality of Big Data systems. Moreover, there is also a need to focus on research in general testing phases such as test case design, test data preparation, test environment and test management in the context of Big Data testing. In future, we intend to enhance our research for Big Data Hadoop and micro-services testing. A conceptual diagram related to challenges mapped with the phases of the Big Data testing is also illustrated in Figure 6. A brief description of the mentioned above challenges are discussed below:

5.1 ETL Testing Challenges

Tesfagiorgish and JunYi [42], Yesudas et al. [41] and Li et al. [46] highlighted challenges related to ETL testing. Tesfagiorgish and JunYi [42], only focused on validation of transformation data challenge. According to them, validation of data transformation and identifying discrepancies in it challenges traditional testing techniques. However, Yesudas et al. [41] highlighted testing challenges in data generation, transformation, and loading of highly transnational systems like the IBM sterling order management system. While, Li et al. [46], discussed the three technical challenges that can be face during the ETL testing. The first is related to generating a representative dataset due to the volume of variable data from variable resources such as embedded devices, clinical data, etc. The second is data validation and ensuring flawless data during load and transform is another big challenge. In last, the biggest challenge is to validate an immense amount of data manually.

5.2 Testing Challenges During Different Testing Phases

Zhou and Huang[60] and Staegemann et al.[61] focused on several common challenges while testing Big Data. Whereas, Staegemann et al. [61] highlighted the Big Data testing challenges such as the oracle problem and additionally proposed guidelines for testing Big Data applications. However, Zhou and Huang [60], focused on testing one of the domains of Big Data, such as astronomical application.

They highlighted the challenges in a different phase of testing. In the first phase, *Requirement analysis and test case design phase*, many challenges are posed due to so many Big Data phases, while data processing, defining scope is very challenging. Due to the characteristics of big data, test oracle is another big challenge. The diverse nature of data, such as structured, unstructured and semi-structured validation, is also a challenge. Moreover, the decision of actual and expected results is also a challenge. Due to the volume of data and all types of application scenarios, the number of test cases is challenging to arrive at convergence. In the second phase, *Test data preparation and test environment* preparation of data for large scale testing data, generating test data during testing and lack of standardized data analysis language for the realistic, comparable workload is one of the significant challenges. In the last test management and the remainder phase, they discuss that testing Big Data challenges the traditional testing methods and results in increasing the cost of testing. In addition, the rule between deciding the actual results and the expected result is difficult due to the complexity of the software. Therefore, a tester should sound technical in different domains. Other bring into the notice challenge is distributed development teams, part-time efforts, etc.

5.3 Data Quality and Node Failure

Garg et al. [51] and Nachiyappan and Justus [48] focused on the same challenges while testing Big Data applications. However, Garg et al. [51] also proposed possible solutions for each specific problem, but our main focus is only to expose the challenges. Therefore, the various identified challenges by the authors have been briefly explained below:

Performance: Due to the variable nature of data from different sources, including different weblogs, sensors, embedded devices, and so on. Big Data application performance testing challenges the traditional performance testing methods and techniques.

Scalability: The ability to handle the larger workloads and to accommodate the growing system is known as scalability. Currently, the dynamic growth of workloads is due to multiple factors such as business growth, new application features, usage patterns. Moreover, working with immense data in a distributed environment requires handling problems across multiple nodes. Therefore, data need to be scaled rapidly across multiple data centres is a big challenge for Big Data applications.

Continuous Availability and Data Security: Big Data contains sensitive information like personal ID, account, credit card details and so on. Therefore, the security of such information is very challenging due to massive data volume. Moreover, current No-SQL Big Data solutions have few mechanisms regarding data security.

Meeting speed of data, understanding it and Addressing Data Quality: Big Data is challenging because it refined the data in intelligence form to easily be used for data analysis and the target audience quickly consumes it. The inaccuracy of data affects the decision-making capabilities of organizations.

Node Failure: Data is distributed across various nodes. Therefore, the chances of node failures such as name, data, and network nodes increase, leading the organizations to significant losses. Testing to the prevention of these failures is challenging.

5.4 Data Processing Phase

Gudipati et al. [9] stated that Big Data testing is one of the biggest challenges any organisation faces. The critical factors are unknowing about what to test and how to test, lack of defining test strategies, and setting up optimal test environment causes insufficient data in the production environment after effects. Thus, deferment in implementation; causes an increase in cost. In addition, Gudipati et al. also highlighted numerous testing issues during the Big Data phases. In the *validation of pre-Hadoop processing* phase, data from various sources such as call logs, network sites and so on have been extracted based on defined requirements and loaded into HDFS Hadoop for further consideration. In this phase, the migrated data may be flawed for many reasons, such as incorrect data captured, incorrect storage of data, incomplete replication, etc. In another phase of *validation of Hadoop MapReduce process*, while MapReduce jobs run on the loaded data, plenty of issues occur like incorrect aggregations, node configurations, incorrect output format, and incorrect code. These MapReduce Jobs are streamlined while run on a single node, whereas, causes failure in case of process on heterogeneous nodes. Furthermore, the authors have also discussed the issues face during validation of reports such as *report formats deviate from the requirements*, *data issues*, and *formatting issues*. In the last, during validation of extracted data and transformed into an enterprise data warehouse, the issues including complete data extraction from HDFS Hadoop, incorrect loading of HDFS files into EDW and deviation in applying transformation rule has also been highlighted.

5.5 Post ETL Testing

Sharma and Attar [53] highlighted some of the challenges of the post ETL process. They discussed the challenges regarding testing data in the data warehouse in cost and the need for automation. They highlighted that manual validations of target and source data are very costly due to the massiveness of data. Moreover, in common practice, teams perform manual testing, which starts by comparing the data in an excel sheet with different means such as SQL scripting; copying the data from target and source databases is also very tedious and erroneous. Therefore, they suggested that an automated testing framework is required to validate data from target to source locally without moving out data from databases.

5.6 Unit Level Debugging Challenge

Feng et al. [54] highlighted the debugging and testing Big Data application challenges at the module/unit level due to the large volume of data. They proposed a framework for effectively testing method-level tests to facilitate the debugging of big data. The proposed method consists of two steps. The first step was to generate a method-level test from a failed system-level execution while preserving code coverage. The second step was to reduce the size of the method level test by using the proposed binary reduction technique. This proposed framework helps developers to debug suspicious methods against the original input dataset while maintaining the high probability that the proposed method trigger failures caused by faults.

5.7 Vulnerabilities Challenges

Kuang et al.[55] bring to light that data security is more concerned in the era of Big Data. In addition, they highlighted some of the problems with existing technologies used to discover vulnerabilities in the data processing software. These discovering vulnerabilities technologies are fuzzy, symbolic execution, and taint analysis. These have relationships with data processing functions. For example, in fuzzing, there are two types of sanity checks 1) critical and 2) non-critical, towards the target program. Bypass such sanity checks is usually challenging and leads to low coverage during fuzzing. Similarly, constraint solver still has a problem dealing with complex algorithms' constraints in symbolic execution. Finally, in taint analysis, over-taint and under-taint is always key to affecting the accuracy results. Therefore, to solve issues mentioned earlier of the technologies, there is a need to identify data processing functions. These identity data processing functions help counter the problems such as sanity check, constraint and over-taint and under-taint issues in software vulnerabilities, discoveries and analysis. To address these issues, they proposed a method named Data Processing Function Identification (DPFI) for identifying data processes functions with the help of deep neural networks. In last, the authors also experimented with demonstrating the method's effectiveness.

5.8 Data Gathering and Transmitting Challenges

Al-Salim et al.[57] highlighted that efficient and economically transfer of data over the network in good time is a significant challenge. A large amount of processed data is either neglected, deleted or delayed. Furthermore, there is unnecessary power consumption, extra wastage of bandwidth and storing due to transferring raw data. The problems mentioned above results in increasing the financial and environmental costs. By considering these challenges, the authors proposed the mixed-integer linear programming model to study the impact of Big Data volume and variety on network power saving that carries Big Data traffic. They employed the proposed technique to process Big Data raw traffic in the edge, intermediate and central processing stages. This has been done by building Processing Nodes (PNs) in the Internet Service Provider (ISP) network centres that host the Internet Provider (IP) over Wave-length Division Multiplexing (WDM) nodes. The volume scenarios captured generic results that demonstrate how the processing capability of the PNs dictates the Big Data volume that exists in Source Processing Nodes (SPNs), Intermediate Processing Nodes (IPNs) and Data Centers (DCs). They obtained up to 52% and 34% of network power saving in two different volume scenarios, compared to the power consumption of the classical processing approach where the Chunks are directly forwarded from the source node to the DCs.

5.9 Performance Monitoring Challenges

According to Klein and Gorton [62] study, at the scaling of deployed systems and continually evolving workloads and unpredictable quality service of shared infrastructure, design time predictions are insufficient to ensure run time performance in production. Furthermore, due to the scale and heterogeneity of Big Data systems, significant challenges exist in the design, customization, and observability capabilities. The challenges are efficient, economic creation of monitors to insert into hundreds or thousands of data nodes, low overhead collection and storage of measurements and application-aware aggregation and visualization.

To counter these issues, the authors proposed a reference architecture that uses a model-driven engineering toolkit to generate architecture-aware monitors and application-specific visualizations to solve these challenges.

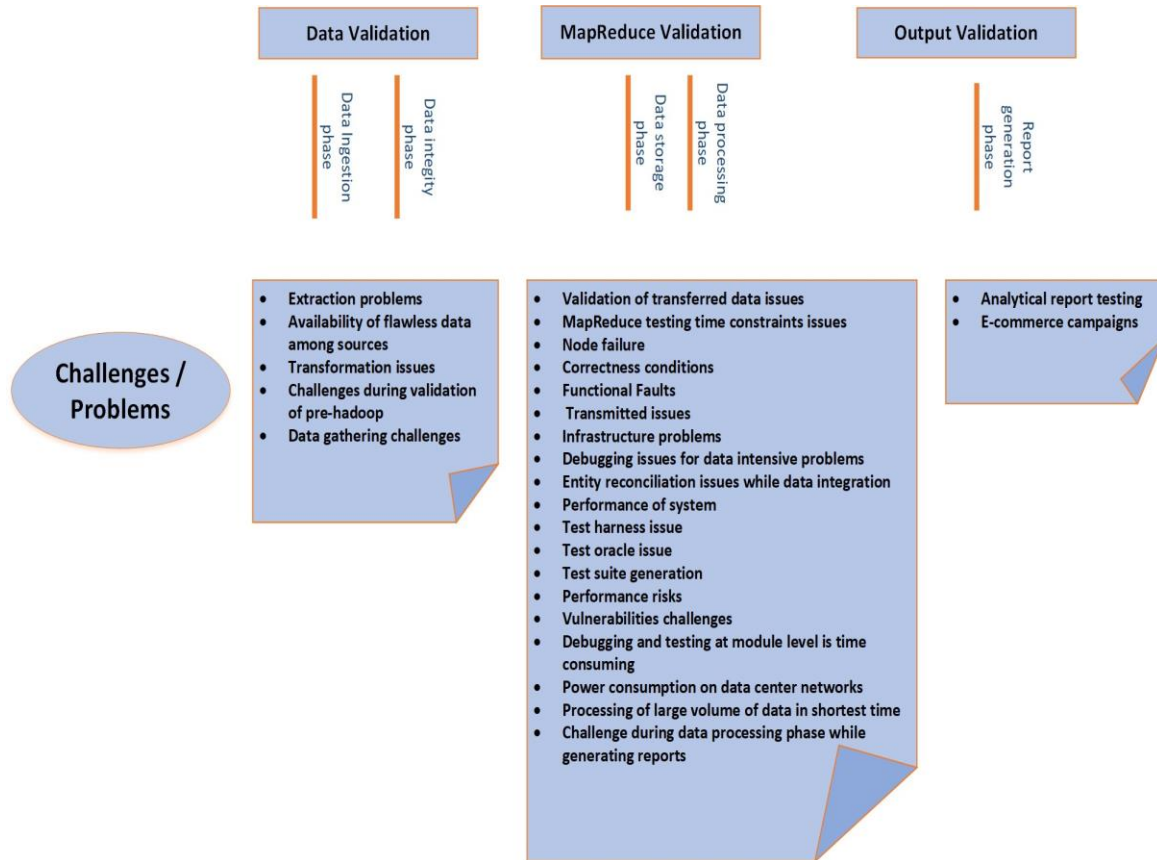


Figure 6: Conceptual mapping of identified problem/challenges with Big Data testing phases.

Table 7: Challenges faced during Big Data testing

Testing challenges	Studies
Transformation of data problems	[42]
ETL testing problems	[41, 46, 53]
Testing challenges during different testing phases	[60]
Challenges during validation of pre-Hadoop, data processing phase and while generating reports	[9]
Performance, Scalability , Continuous Availability and Data security , Meeting speed of data, understanding it and addressing data quality and Node Failure	[48, 51]
Debugging and testing at module level is time consuming phases	[54]
Vulnerabilities challenges	[55]
Data gathering and transmitting challenges	[57]

6. Analysis Discussion

In this section, we will discuss our investigation on analyzing the software testing techniques for Big Data and challenges. In last, we also discuss about the validity of our study.

Table 8 summarizes the challenges, description and proposed solutions. The results show that the testing of Big Data systems would not only be relayed on traditional testing techniques but also advance techniques along with non-functional techniques (i.e., performance, scalability, availability, failover, end-to-end, stress, concurrent, fault tolerance) need to be considered for testing these Big Data systems as per the identified problems. For instance, a most used testing technique to solve the Big Data functional faults faced during MapReduce validation phase is a combinatorial technique, in conjunction with other techniques such as random testing, mutation testing, and input space and equivalence partitioning. The contributions of researchers in testing Big Data could not only help the testers in assuring the quality of data but could also help support the design of the test cases, automation tools to verify the data and monitoring tools to analyze the failures that produced at run time in production.

Table8: Challenges during Big Data processing and proposed solutions.

Challenges	Description	Proposed solutions
ETL	1. Generation of small yet efficient datasets to encounter the problem occur during changes in original data source or constraints. 2. long processing time due to massive data, Transformation among different data sources, Need to validate the transformed data 3. Test the correct transformation of the volume of data 4. Validate complete data and make sure that data should be flawless in such a way from target to source 5. Dealing with the huge amount of data and executing it on multiple nodes can create a bad data and quality issues	1. Combinatorial Big Data Test data Generator (BIT-TAG) 2. Scalable novel Big Data testing framework (Input space partitioning technique) 3. Transformation testing based on reverse engineering 4. Validation of data by generalized testing framework 5. End-to-end testing
Test data generation	Unmanageable set of operational contexts and configurations for a Big Data application.	Search-based software testing and combinatorial testing
Infrastructure configurations	Wrong infrastructure configurations on MapReduce applications affects the program output, causing functional problems which are very difficult to expose while testing	Combinatorial testing along with MRUnit Library
Identification of Design Faults	Automatically testing design faults in MapReduce	MRTest-Random (Random testing), MRTest-t-Wise (equivalence partitioning with combinatorial testing)
Data Flow testing	Detecting defects in MapReduce	MRFlow (MapReduce Data Flow)
Faults detection	1. Automatic fault detection framework where tests are automatically obtained from the runtime data but executed outside of the production environment to not affect the application	1. Ex Vivo testing framework called MrExist (MapReduce Ex vivo testing)

	2. Identification of Faults 3. MapReduce system faced failure because of various factors such as network connections, interruption, outage, defects, software updates and hardware issues.	2. Fault Identification (MRTree) 3. Fault Tolerance Testing
Correctness conditions	Testing MapReduce where correctness conditions need to be met	Dynamic symbolic execution method for testing
Highly-transnational back-end system	The system performs to meet the retailers' peak hours when the massive orders are received.	A MongoDB and XML-based functional testing technique
Transformation of volume of data	Test the correct transformation of huge volumes of data	Transformation testing based on reverse engineering
Online Big Data Services	Big Data service that includes scientific tools, machine learning algorithms and a large scale image database.	Iterative metamorphic testing technique
Entity Reconciliation (ER) applications	Entity Reconciliation (ER) applications combine data from different sources to present a unified view of some real-world entity.	Model driven entity reconciliation testing
Unit testing of Big Data applications	Unit testing of Big Data applications developed using the Apache Spark framework	Checkpoint based testing
Testing Big Data application	A general framework for doing performance testing of Big Data applications	Performance testing framework
Analytical guidance	Business guidance for understanding the behaviour of customers	A/B testing
Analytical Reports	Validation of analytical reports	Cube and Dashboard testing
Functional testing	Functional testing for Hadoop architecture	Failover testing
Distributed systems	1. Testing a distributed system such as MapReduce system is a costly and time-consuming process. 2. MapReduce implementations on a large-scale distributed environment fail due to several issues such as hardware problems, outages, and bugs. 3. Power consumptions	1. Multi agent based approach for testing 2. Functional testing by using Hadoop Test (for Test Harness) 3. Mixed integer linear programming model testing
Performance risks	Performance risks and resource consumption of the production workloads	Performance Prediction and Queueing Network Models
Method level debugging	Debugging issues that arises due to large volume of data	Method level test execution framework
Data security	Problems of existing technologies that arises during the vulnerabilities discovering such as fuzzing, symbolic execution, and taint analysis	Data processing function identification using a deep neural network
Data processing	developed a system library to solve the large volume of data processing in the shortest possible time	A custom build sorting system library

6.1. Threats to validity of the results

There are several threats to the validity of this review study. First, despite strictly following the guideline recommendations in [21, 22, 23], for snowballing process guideline recommendations in [24, 25] and developed a review protocol for searching and selecting the primary studies (section 2.1 and 2.3); we generally accepted that there might be missing primary studies due to one of the several reasons. We included all the papers that are in the English language, so there is a chance that we have missed out on the relevant studies in other languages such as this paper [61]. We also believe this is the limitation of most of the SLR studies. We rejected all the studies that do not meet our inclusion criteria such as the papers are [62, 63, 64, 65, 66, 67, 68, 69, 70, 71, 72, 73, 63, 74]. Furthermore, we have decided to include all the primary studies that are only available electronically and are published. So there is a chance that relevant papers are not published due to privacy or other reasons. Unfortunately, our study does not aim to deal with such cases.

Reliability validity: Un-bias search strings have been tried in different electronic databases (section 2.2) to assure the maximum coverage, though 100% coverage of relevant studies is not possible; to deal with this threat, we have performed additional snowballing process defined in (section 2.3.1). In addition, to minimize the risk of missing essential papers by using additional (snowballing) steps, we use Google scholar to scrutinize the citations. The main goal of this step is to include the maximum possible coverage of primary papers that might exist but not be included during the above-mentioned automatic search string in (section 2.2). In the outcome of this process total of 336 missing primary studies have been caught, out of which 17 studies meet our inclusion and exclusion criteria and have been selected for further analysis. Bias, in including studies to answer our stated research questions mentioned in (section 2.1.1). Some of the studies might be excluded due to our defined selection criteria (section 2.3.1). We did not explicitly focus on MapReduce testing techniques as these studies can be found in [11, 19]. We only focused on including the papers that mentioned testing techniques to solve any Big Data related problem.

Conclusion validity: During the data extraction process, we have faced several difficulties with meeting our objective of extracting information, thus, resulting in a bias in primary studies. For instance, relevant terms are ambiguous, testing techniques not specifically used to address any specific Big Data problem challenges not related to testing Big Data applications, etc. To minimize this bias, we first followed the well-defined data extraction form (section 2.3.2) with the consent of the second author in order to ensure precise, relevant data extraction. Secondly, the first author extracts the data and the second author validate it to avoid any discrepancy in data. Finally, we believe that our conducting review protocol is well defined and detailed enough to evaluate how we select the final studies for further analysis and data synthesis.

External validity: Threats concerned with the generalization of results. Our study intended to be representative of included primary studies rather than generalization of results. In addition, we set no time restriction while executing the defined search string discussed in (section 2.2). This step aims to cover the maximum coverage of papers from the beginning related to Big Data testing. Finally, we select all the references for further analysis and consideration; the period between 2010 to 2021. We believe that our well-defined review protocol and objectives help us achieve the representatives of the final set of primary studies to a greater extent.

7. Conclusion

This paper presents the exhaustive state-of-art of research in Big Data testing. Our research aims

to systematically draw conclusions about the existing testing techniques used, summarise the testing challenges, and highlight the research trends for Big Data testing. To achieve our goals, we have identified 1838 (duplication removal count) studies by the search mentioned above; combining this with an additional snowballing (backwards, forward) process after inclusion and exclusion criteria, we ended up with 47 studies. Furthermore, 41 studies were selected for further analysis and consideration based on our well-defined study selection process. We observed that the combinatorial testing techniques are used to solve particular Big Data problems combined with other techniques i.e., random testing, input space partitioning, mutation testing and equivalence testing. Though research in Big Data testing has been a primary focus area for both practitioners and researchers in recent years. We found that traditional testing techniques are insufficient to test Big Data systems but the recent testing techniques are more efficient for testing big data. We study diverse functional, non-functional, and combined (functional and non-functional) testing techniques that have been used to solve the challenges faced during Big Data testing. We have also observed that these diverse techniques outperform traditional testing techniques to test Big Data i.e., multi-agent-based testing, fault tolerance testing, model-driven entity reconciliation testing, fault identification (MRTree), a MongoDB and XML based function testing, etc. Moreover, we highlighted that the immense volume of data testing and a discrepancy in transformed and transmitted data are big problems in big data processing. Furthermore, we highlighted the suitable solutions for such problems. We believe that our research can provide the guidelines for further research in the field.

Funding Statement: This research was supported by a research grant from Science Foundation Ireland (SFI) under Grant Number SFI/16/RC/3918 (Confirm), and Marie Skłodowska Curie grant agreement No. 847577 co-funded by the European Regional Development Fund.

Conflicts of Interest: The authors declare that they have no conflicts of interest to report regarding the present study.

References

- [1] J. Manyika, M. Chui, B. Brown, J. Bughin, R. Dobbs et al. in “Big data: The next frontier for innovation, competition, and productivity”. McKinsey Global Institute, 2011.
- [2] J. Zhang, Z. Li, W. Xu, J. Peng, W. Liang et al. in “Minimizing the number of deployed UAVs for delay-bounded data collection of IoT devices”, *IEEE INFOCOM 2021-IEEE Conference on Computer Communications*, pp. 1–10, 2021.
- [3] R. L. Villars, C. W. Olofson and M. Eastwood, in “Big data: What it is and why you should care”, *White paper, IDC*, vol. 14, pp. 1–14, 2011.
- [4] “Facebook key facts”, access: October 2021, in URL "<https://www.statista.com/statistics/264810/number-of-monthly-active-facebook-users-worldwide/>"
- [5] N. Dedić and C. Stanier, in “Towards differentiating business intelligence, big data, data analytics and knowledge discovery”, *International conference on enterprise resource planning systems*, vol. 285, pp. 114–122, 2016.
- [6] R. Olendorf and Wang, Y, in “Big data in libraries”. In *Big Data and Visual Analytics*, Springer, Cham, pp. 191–202, 2017.
- [7] “The 5 v’s of big data”, access: October 2021, in URL "<https://www.ibm.com/blogs/watson->

health/the-5-vs-of-big-data/"

- [8] “The 7 v’s of big data”, access: October 2021, in URL: "<https://impact.com/marketing-intelligence/7-vs-big-data/>"
- [9] M. Gudipati, S. Rao, N. D. Mohan and N. K. Gajja, in “Big data: Testing approach to overcome quality challenges”, *Infosys Labs Briefings*, vol. 11, pp. 65–72, 2013.
- [10] C. Tao and J. Gao, in “Quality assurance for big data application-issues, challenges, and needs”, *SEKE*, Vol. 2, pp. 1–7, 2016.
- [11] J. Morán, C. de la Riva and J. Tuya, in “Testing MapReduce programs: A systematic mapping study”, *Journal of Software: Evolution and Process*, vol. 31, pp. e2120, 2019.
- [12] G. A. Lakshen, S. Vraneš, and V. Janev, in “Big data and quality: A literature review”, *24th Telecommunications Forum (TELFOR)*, IEEE, pp.1–4, 2016.
- [13] S. Nachiyappan and S. Justus, in “Getting ready for big data testing: A practitioner’s perception”, *Fourth International Conference on Computing, Communications and Networking Technologies (ICCCNT)*, pp. 1–5, 2013.
- [14] M. Thangaraj and S. Anuradha, in “State of art in testing for big data”, *2015 IEEE International Conference on Computational Intelligence and Computing Research (ICCIC’15)*, pp. 1—7, 2015.
- [15] P. Zhang, X. Zhou, W. Li and J. Gao, in “A survey on quality assurance techniques for big data applications”, *2017 IEEE Third International Conference on Big Data Computing Service and Applications (BigDataService)*, pp. 313—319, 2017.
- [16] A. Yang, M. Troup and J. W. Ho, in “Scalability and validation of big data bioinformatics software”, *Computational and Structural Biotechnology Journal*, vol. 15, pp. 379 – 386, 2017.
- [17] R. Han, L. K. John and J. Zhan, in “Benchmarking big data systems: A review”, *IEEE Transactions on Services Computing*, vol. 11, no. 3, pp. 580–597, 2017.
- [18] J. Luo, M. Wu, D. Gopukumar and Y. Zhao, in “Big data application in biomedical research and health care: a literature review”, *Biomedical informatics insights*, vol. 8, pp. BII–S31559, 2016.
- [19] L. C. Camargo and S. R. Vergilio, in “Testing MapReduce programs: a mapping study”, *32nd International Conference of the Chilean Computer Science Society (SCCC)*, pp. 85–89, 2013.
- [20] D. Staegemann, M. Volk, M. Pohl, R. Häusler, A. Nahhas et al. in “A preliminary overview of the situation in big data testing”, 2021.
- [21] B. Kitchenham, S. Charters, D. Budgen, P. Brereton, M. Turner et al. in “Guidelines for performing systematic literature reviews in software engineering”, *Tech. Rep. EBSE Technical Report EBSE-2007-01*, Keele University & University of Durham, UK, 2007.
- [22] M. Petticrew and H. Roberts, in “Systematic reviews in the social sciences: A practical guide”, *John Wiley & Sons*, 2008.
- [23] P. Brereton, B. A. Kitchenham, D. Budgen, M. Turner and M. Khalil, in “Lessons from applying the systematic literature review process within the software engineering domain”, *Journal of systems and software*, vol. 80 no. 4, pp. 571–583, 2007.
- [24] K. R. Felizardo, E. Mendes, M. Kalinowski, É. F. Souza and N. L. Vijaykumar et al, in “Using forward snowballing to update systematic reviews in software engineering”, *Proceedings of the 10th ACM/IEEE International Symposium on Empirical Software Engineering and Measurement*, pp.1–6, 2016.
- [25] Wohlin and Claes, in “Guidelines for snowballing in systematic literature studies and a replication in software engineering”, *Proceedings of the 18th international conference on evaluation and assessment in software engineering*, pp. 1–10, 2014.

- [26] J. Ding, X. Hu and V. Gudivada, in “A machine learning based framework for verification and validation of massive scale image data”, *IEEE Transactions on Big Data*, vol. 7, no. 2, pp 451–467, 2017.
- [27] J. Morán, B. Rivas, C. Riva, J. Tuya, I. Caballero et al, in “Configuration/infrastructure-aware testing of mapreduce programs”, *Advance Science, Technology and Engineering Systems. Journal*, vol. 2 no. 1, pp. 90–96, 2017.
- [28] Marynowski and J.Eugenio, in “Towards dependability testing of MapReduce systems”, *IEEE International Symposium on Parallel Distributed Processing, Workshops and Phd Forum*, pp. 2282–2285, 2013.
- [29] Joldzic and V. Ognjen, in “Applying MapReduce algorithm to performance testing in lexical analysis on HDFS”, *2013 21st Telecommunications Forum Telfor(TELFOR)*, pp. 841–844, 2013.
- [30] Kanstrén and Teemu, in “Experiences in testing and analysing data intensive systems”, *2017 IEEE International Conference on Software Quality, Reliability and Security Companion (QRS-C)*, pp. 589–590, 2017.
- [31] Li, Nan, Yu, Lei, Khan et al, in “Applying combinatorial test data generation to big data applications”, *Proceedings of the 31st IEEE/ACM International Conference on Automated Software Engineering (ASE)*, pp. 637–647, 2016.
- [32] Fredericks, M. Erick, Hariri and H. Reihaneh, in “Extending search-based software testing techniques to big data applications”, *2016 IEEE/ACM 9th International Workshop on Search-Based Software Testing (SBST)*, pp. 41–42, 2016.
- [33] Morán, Jesús, Rivas, Bibiano, D. L. Riva et al, in “Infrastructure-aware functional testing of mapreduce programs”, *2016 IEEE 4th International Conference on Future Internet of Things and Cloud Workshops (FiCloudW)*, pp. 171–176, 2016.
- [34] J. Morán, A. Bertolino, C. de la Riva and J. Tuya, in “Automatic testing of design faults in mapreduce applications”, *IEEE Transactions on Reliability*, vol. 67, no. 3, pp. 717–732, 2018.
- [35] J. Morán, C. d. l. Riva and J. Tuya, in “Testing data transformations in MapReduce programs”, *Proceedings of the 6th International Workshop on Automating Test Case Design, Selection and Evaluation, A-TEST 2015*, pp. 20–25, 2015.
- [36] J. Morán, A. Bertolino, C. de la Riva and J. Tuya, in “Towards ex vivo testing of mapreduce applications”, *2017 IEEE International Conference on Software Quality, Reliability and Security (QRS)*, pp. 73–80, 2017.
- [37] J. Morán, C. d. l. Riva and J. Tuya, in “MRTree: Functional testing based on MapReduce’s execution behavior”, *2014 International Conference on Future Internet of Things and Cloud*, pp. 379–384, 2014.
- [38] C. Csallner, L. Fegaras and C. Li, in “New ideas track: Testing mapreduce-style programs”, *Proceedings of the 19th ACM SIGSOFT Symposium and the 13th European Conference on Foundations of Software Engineering*, pp. 504–507, 2011.
- [39] M. Yesudas, G. M. S and S. K. Nair, in “High-volume performance test framework using big data”, *Proceedings of the 4th International Workshop on Large-Scale Testing*, pp. 13–16, 2015.
- [40] D. G. Tesfagiorgish and L. JunYi, in “Big data transformation testing based on data reverse engineering”, *2015 IEEE 12th Intl Conf on Ubiquitous Intelligence and Computing and 2015 IEEE 12th Intl Conf on Autonomic and Trusted Computing and 2015 IEEE 15th Intl Conf on Scalable Computing and Communications and Its Associated Workshops (UIC-ATC-ScalCom)*, pp. 649–652, 2015.
- [41] J. Ding, D. Zhang and X. Hu, in “A framework for ensuring the quality of a big data service”, *2016 IEEE International Conference on Services Computing (SCC)*, pp. 82–89, 2016.
- [42] R. Blanco, J. G. Enriquez, F. J. Dominguez-Mayo, M. J. Escalona and J. Tuya, in “Early integration testing for entity reconciliation in the context of heterogeneous data sources”, *IEEE Transactions on Reliability*, vol. 67, no. 2, pp. 538–556, 2018.

- [43] B. Sudsee and C. K. Kaewkasi, in “A productivity improvement of distributed software testing using checkpoint”, *2018 20th International Conference on Advanced Communication Technology (ICACT)*, pp. 78–84, 2018.
- [44] N. Li, A. Escalona, Y. Guo and J. Offutt, in “A scalable big data test framework”, *2015 IEEE 8th International Conference on Software Testing, Verification and Validation (ICST)*, pp. 1–2, 2015.
- [45] Z. Liu, in “Research of performance test technology for big data applications”, *2014 IEEE International Conference on Information and Automation (ICIA)*, pp. 53–58, 2014.
- [46] S. Nachiyappan and S. Justus, in “Big data validation needs and challenges”, *International Journal of Pharmacy and Technology*, vol. 8, no. 4, pp. 1998–22008, 2016.
- [47] D. Liu, S. Xu, B. Zhang, C. Wang, C. Li et al, in “Issues with conducting controlled on-line experiments for e-commerce”, *2017 18th IEEE/ACIS International Conference on Software Engineering, Artificial Intelligence, Networking and Parallel/Distributed Computing (SNPD)*, pp. 187–192, 2017.
- [48] J. E. Marynowski, M. Albonico, E. C. de Almeida and G. Sunyé, in “Testing mapreduce-based systems”, *arXiv preprint*, arXiv –1209, 2012.
- [49] N. Garg, S. Singla and S. Jangra, in “Challenges and techniques for testing of big data”, *Procedia Computer Science*, vol. 85, pp. 940 – 948, 2016.
- [50] S. Hsaini, S. Azzouzi and M. El Hassan Charaf, in “A multi agents based approach for testing MapReduce systems”, *2018 19th IEEE Mediterranean Electrotechnical Conference (MELECON)*, pp. 110–114, 2018.
- [51] K. Sharma and V. Attar, in “Generalized big data test framework for etl migration”, *2016 International Conference on Computing, Analytics and Security Trends (CAST)*, pp. 528–532, 2016.
- [52] H. Feng, J. Chandrasekaran, Y. Lei, R. Kacker and D. R. Kuhn, in “A method- level test generation framework for debugging big data applications”, *2018 IEEE International Conference on Big Data (Big Data)*, pp. 221–230, 2018.
- [53] H. Kuang, J. Wang, R. Li, C. Feng and X. Zhang, in “Automated data- processing function identification using deep neural network”, *IEEE Access*, vol. 8, pp. 55411–55423, 2020.
- [54] I. Krasilnikov and I. Putintsev, in “Designing and implementing library parallel processing of large data”, *2018 International Russian Automation Conference (RusAutoCon)*, pp. 1–5, 2018.
- [55] A. M. Al-Salim, A. Q. Lawey, T. E. El-Gorashi and J. M. Elmirghani, in “Energy efficient big data networks: Impact of volume and variety”, *IEEE Transactions on Network and Service Management*, vol. 15, no. 1, pp. 458–474, 2017.
- [56] J. E. Marynowski, A. O. Santin and A. R. Pimentel, in “Method for testing the fault tolerance of mapreduce frameworks”, *Computer Networks*, vol. 86, pp. 1–13, 2015.
- [57] B. Zibitsker and A. Lupersolsky, in “Modeling expands value of performance testing for big data applications”, *Proceedings of the 8th ACM/SPEC on International Conference on Performance Engineering Companion*, pp. 119–123, 2017.
- [58] L. Zhou and M. Huang, in “Challenges of software testing for astronomical big data”, *2017 IEEE International Congress on Big Data (BigData Congress)*, pp. 529–532, 2017.
- [59] D. Staegemann, M. Volk, A. Nahhas, M. Abdallah and K. Turowski, in “Exploring the specificities and challenges of testing big data systems”, pp. 289–295, 2019.
- [60] J. Klein and I. Gorton, in “Runtime performance challenges in big data systems”, *Proceedings of the 2015 Workshop on Challenges in Performance Methods for Software Development*, pp. 17–22, 2015.
- [61] L. C. Camargo and S. R. Vergilio, in “Classificação de defeitos para programas mapreduce”. *Resultados de um estudo empirico*, 2013.
- [62] MiSE 15: in “Proceedings of the Seventh International Workshop on Modeling in Software Engineering”,

IEEE Press, Piscataway, 2015.

- [63] A. Jedlitschka, A. Bener, F. Silva and H. Zhang, in “5th international workshop on conducting empirical studies in industry (cesi)”, *2017 IEEE/ACM 5th International Workshop on Conducting Empirical Studies in Industry (CESI)*, pp. 1–1, 2017.
- [64] M. M. Kermani, in “Tutorial workshop [9 abstracts]”, *2012 9th International ISC Conference on Information Security and Cryptology*, pp. 1–9, 2012.
- [65] J. Xiang, in “The Basis of Software Testing”, *Springer New York*, pp. 371–385, 2011.
- [66] A. Pebdani, in “A data flow multiprocessor ray tracing model”, Ph.D. thesis, Detroit, MI, USA, 1993.
- [67] P. Wang, W. Kelly and J. Zhang, Presentation 12. in video x2014; “a novel big dataanalytics tool for video data analytics”, *2014 IT Professional Conference*, pp. 1–4, 2014.
- [68] C. Tao, J. Gao and B. Li, in “Cloud-based infrastructure for mobile testing as a service”, *2015 Third International Conference on Advanced Cloud and Big Data*, pp. 133–140, 2015.
- [69] S. Ouf and M. Nasr, in “Business intelligence in the cloud”, *2011 IEEE 3rd International Conference on Communication Software and Networks*, pp. 650–655, 2011.
- [70] C. Xie, J. Gao and C. Tao, in “Big data validation case study”, *2017 IEEE Third International Conference on Big Data Computing Service and Applications (BigDataService)*, pp. 281–286, 2017.
- [71] B. Li, M. Grechanik and D. Poshyvanyk, in “Sanitizing and minimizing databases for software application test outsourcing”, *2014 IEEE Seventh International Conference on Software Testing, Verification and Validation*, pp. 233–242, 2014.
- [72] J. Y. S. Tang, A. Yang, T. Y. Chen and J. W. K. Ho, in “Harnessing multiple source test cases in metamorphic testing: A case study in bioinformatics”, *2017 IEEE/ACM 2nd International Workshop on Metamorphic Testing (MET)*, pp. 10–13, 2017.
- [73] T. Rabl, S. Gómez-Villamor, M. Sadoghi, V. Muntés-Mulero, H.-A. Jacobsen et al, in “Solving big data challenges for enterprise application performance management”, *Proc. VLDB Endow.* Vol. 5 no. 12, 2012.
- [74] M. Meng, in “Design and implementation of speaking english exam system based on c/s”, *2018 International Conference on Intelligent Transportation, Big Data Smart City (ICITBS)*, pp. 480–483, 2018.