

Path-integral calculation of the third dielectric virial coefficient of noble gases

Giovanni Garberoglio,^{1,2, a)} Allan H. Harvey,^{3, b)} and Bogumił Jeziorski^{4, c)}

¹⁾ *European Centre for Theoretical Studies in Nuclear Physics and Related Areas (FBK-ECT*), Trento, I-38123, Italy.*

²⁾ *Trento Institute for Fundamental Physics and Applications (TIFPA-INFN), Trento, I-38123, Italy.*

³⁾ *Applied Chemicals and Materials Division, National Institute of Standards and Technology, Boulder, CO 80305, USA.*

⁴⁾ *Faculty of Chemistry, University of Warsaw, Pasteura 1, 02-093 Warsaw, Poland.*

(Dated: 5 November 2021)

We present the first framework for fully quantum calculation of the third dielectric virial coefficient $C_\varepsilon(T)$ of noble gases, including exchange effects. The quantum effects are taken into account with the path-integral Monte Carlo method. Calculations employing state-of-the-art pair and three-body potentials and pair polarizabilities yield results generally consistent with the few scattered experimental data available for helium, neon, and argon, but rigorous calculations with well-described uncertainties will require the development of surfaces for the three-body nonadditive polarizability and the three-body dipole moment. The framework developed here will enable new approaches to primary temperature and pressure metrology based on first-principles calculations of gas properties.

I. INTRODUCTION

Just as the deviation of a gas's thermodynamic behavior from that of an ideal gas is described by the familiar virial expansion, the dielectric virial expansion describes the low-density behavior of the static dielectric constant ε . The Clausius–Mossotti function for a low-density gas of identical molecules can be expanded in powers of molar density ρ as:

$$\frac{\varepsilon - 1}{\varepsilon + 2} = \rho (A_\varepsilon + B_\varepsilon \rho + C_\varepsilon \rho^2 + \dots) = \rho A_\varepsilon (1 + b\rho + c\rho^2 + \dots), \quad (1)$$

where for non-polar molecules A_ε is proportional to the trace of the static polarizability of the isolated molecule. Both the lower-case and upper-case coefficients in Eq. (1) are sometimes called “dielectric virial coefficients” in the literature; in this work we use the upper-case quantities where B_ε is the second dielectric virial coefficient, C_ε is the third dielectric virial coefficient, etc.

The dielectric virial expansion has seen increasing use in precision metrology, particularly for fundamental measurements of pressure and of the thermodynamic temperature. For example, in dielectric-constant gas thermometry,^{1–4} capacitance measurements on noble gases (where the dielectric virial coefficients are relatively small) are able to determine the thermodynamic temperature with uncertainties smaller than 1 mK. Another example is a primary pressure standard up to 7 MPa based on measuring the static dielectric constant of helium;⁵ the uncertainty in C_ε was one of the two largest contributors

to the uncertainty budget of the standard. A related expansion for the refractivity is also used in refractive-index gas thermometry, and in most implementations the frequency is close enough to the static limit that the appropriate coefficients to use are those in the dielectric virial expansion, with an additional term proportional to the magnetic susceptibility.^{6–10} When the static limit is not accurate enough – e.g., for refractive-index gas metrology at optical frequencies – the frequency dependence of the coefficients in Eq. (1) is also required.^{6,11}

Particularly in the case of helium where the polarizability of the isolated atom (and therefore A_ε) can be calculated with extraordinary accuracy,¹² much of the interest lies in first-principles calculations of the virial coefficients in order to allow, for example, calculation of pressure from a dielectric measurement without any need for external calibration.

The second dielectric virial coefficient B_ε depends only on temperature for a given fluid; for monatomic species it can be calculated from the interatomic potential-energy curve and the nonadditive two-body polarizability. Similarly, C_ε requires knowledge of the three-body potential, the three-body polarizability, and the three-body dipole moment. While the classical calculation of B_ε , and to a lesser extent C_ε , is fairly straightforward if the potentials, polarizabilities and the dipole moment are known, helium is light enough that quantitative accuracy requires the inclusion of quantum effects, and at low temperature quantum effects can be significant for neon and to a lesser extent argon.

Recently, we reported fully quantum calculations of the second dielectric and refractivity virial coefficients of helium, neon, and argon based on state-of-the-art pair potentials and pair polarizabilities.¹¹ The calculations were performed with the venerable wavefunction-based method for quantum two-body problems,¹³ but the work also introduced a path-integral approach for the quan-

^{a)}Electronic mail: garberoglio@ectstar.eu

^{b)}Electronic mail: allan.harvey@nist.gov

^{c)}Electronic mail: jeziorski@chem.uw.edu.pl

tum calculation of B_ϵ , showing that the two independent approaches agreed (they also agreed with semiclassical results¹⁴ at the high and moderate temperatures where the semiclassical approach to quantum effects is valid). The advantage of the path-integral approach is that, just as in the case of the thermodynamic third virial coefficient,^{15,16} it can be extended to compute the third dielectric virial coefficient where no exact quantum solution is known.

The extension of the path-integral method to the quantum calculation of C_ϵ is the main topic of this paper. After a review of previous calculations, we will present a derivation of the dielectric virial expansion, including expressions for B_ϵ and C_ϵ . We will then derive a path-integral formulation for C_ϵ , which will include all quantum effects, including exchange. Calculations will then be performed for ^4He , neon, and argon, and comparisons will be made with the limited experimental data available.

II. PREVIOUS CALCULATIONS

The only previous attempt to calculate C_ϵ completely from first principles was in a 1974 paper by Heller and Gelbart,¹⁷ who reported a value of $-0.716 \text{ cm}^9 \text{ mol}^{-3}$ for helium at “room temperature.” This value has been used, either by itself or in combination with reported experimental values, in many metrology applications,^{5,8,18–20} including some that are not near room temperature. However, there are several problems with general use of the value of Heller and Gelbart:

- It ignores temperature dependence of C_ϵ . There is a large temperature dependence both for helium’s thermodynamic third virial coefficient¹⁶ and its second dielectric virial coefficient.¹¹ Assuming C_ϵ to be independent of temperature is clearly unjustified.
- It is an entirely classical calculation. This should not introduce much error for applications near room temperature, but quantum effects are likely to be significant at cryogenic temperatures.
- The input to the calculation was primitive by today’s standards. For simplicity, Heller and Gelbart assumed the intermolecular potential to be that of a hard sphere. The pair polarizability was taken from a 1973 paper²¹ that used a relatively low level of theory by modern standards. The three-body potential was assumed to be zero, and the three-body polarizability was approximated in a simple way.

The 1980 paper of Alder *et al.*²² contains values of C_ϵ calculated classically for helium and argon, but upon closer inspection it is evident that a parameter in the pair polarizability for each substance was arbitrarily adjusted

to obtain agreement with some experimental data. We note that the sources of experimental data they used^{23,24} report values of B_ϵ that are inconsistent with recent results for helium, neon, and argon.¹¹

These two calculational papers approximated the three-body polarizability with somewhat different versions of a “superposition approximation,” stated to be valid in the limit of large separations. The form of this approximation will be discussed further in Section III D.

III. THE VIRIAL EXPANSION OF THE DIELECTRIC CONSTANT

In the literature, one can find several mutually incompatible expressions for $C_\epsilon(T)$ ^{25–27}. In the following, we will present the correct one, highlighting similarities and points of departure from the others.

A. Electric fields and polarization in homogeneous isotropic media

We consider a region of volume V in a quantum gas of identical polarizable particles subject to an externally applied electric field (generated, for example, by a distribution $\rho(\mathbf{x})$ of electric charges on some external conductors). Let us denote by \mathbf{E}_0 the electric field in the region V coming from the sum of the electric field generated by $\rho(\mathbf{x})$ and the polarization of the gas *external* to the volume V . We assume that the volume V contains enough particles to justify a statistical description (that is, temperature and chemical potential can be defined), but small enough to neglect the spatial variation of \mathbf{E}_0 within it. We further assume that we deal with a linear dielectric, that is the electric field is everywhere weak enough so that the polarization density \mathbf{P} within V , defined as the dipole moment per unit of volume, depends linearly on the applied field. The dielectric constant ϵ (the relative electric permittivity) for this system is defined by the relation²⁸

$$\mathbf{P} = \frac{\epsilon - 1}{4\pi} \mathbf{E}, \quad (2)$$

where \mathbf{E} is the macroscopic electric field in the medium (the Maxwell field). This definition is equivalent to the statement that $\mathbf{D} = \epsilon \mathbf{E}$, where $\mathbf{D} = \mathbf{E} + 4\pi \mathbf{P}$ is the electric displacement (electric induction).²⁸ In this case, \mathbf{E} is the sum of the field \mathbf{E}_0 and the average value of the field generated by the polarized medium within V . As the dielectric constant is independent on the shape of the arbitrarily chosen small volume V , we can assume that V is spherical. In this case, the latter field is equal to $-(4\pi/3)\mathbf{P}$,²⁸ and we have

$$\mathbf{E} = \mathbf{E}_0 - \frac{4\pi}{3} \mathbf{P}. \quad (3)$$

Combining Eq. (2) with Eq. (3) leads to

$$\mathbf{P} = \frac{3}{4\pi} \frac{\varepsilon - 1}{\varepsilon + 2} \mathbf{E}_0. \quad (4)$$

At the end of the calculation, we can take the thermodynamic limit $V \rightarrow \infty$, and our system becomes equivalent to an infinite homogeneous gas in an external field \mathbf{E}_0 , i.e., we neglect any boundary effects. For an atomic gas, the vectors \mathbf{E}_0 , \mathbf{P} , \mathbf{E} , and \mathbf{D} are parallel so that $\mathbf{E}_0 = E_0 \mathbf{k}$, $\mathbf{P} = P \mathbf{k}$, $\mathbf{E} = E \mathbf{k}$, and $\mathbf{D} = D \mathbf{k}$, where \mathbf{k} is the unit vector parallel to the external field \mathbf{E}_0 .

B. Quantum statistical mechanics of the dielectric response

In view of Eq. (4) and Eq. (1), the dielectric virial coefficients can be obtained by expanding $4\pi P/(3E_0)$ in powers of particle number density ρ . Application of classical²⁵ or quantum²⁹ statistical mechanics results in the following expansion for P

$$P = \alpha_1 \rho E_0 - k_B T \sum_{n=2}^{\infty} \left(\frac{1}{n-1} \right) \left. \frac{\partial B_n(T, E_0)}{\partial E_0} \right|_{E_0=0} \rho^n, \quad (5)$$

where α_1 is the atomic polarizability, T is the temperature, and $B_n(T, E_0)$ is the usual n th density virial coefficient for an infinite system in the external static and uniform electric field of magnitude E_0 .

It should be noted that the formula for P given by Eq. (24) in Ref. 25 is formally identical with Eq. (5) except that the external field strength E_0 is replaced by the electric displacement D , which leads to incorrect expressions for the second and higher dielectric virial coefficients.

The density virials $B_n(T, E_0)$ are given as the $V \rightarrow \infty$ combinations of the functions $Z_N(V, T, E_0)$ defined as

$$\frac{Z_N(T, E_0)}{N!} = \frac{Q_N(V, T, E_0) V^N}{Q_1(V, T, E_0)^N}, \quad (6)$$

where $Q_N(V, T, E_0)$ are the canonical partition functions of N particles in volume V in the presence of an external uniform electric field of magnitude E_0 . In classical mechanics, $Q_N(V, T, E_0)$ is the phase integral over the Boltzmann factor $e^{-\beta H(V, N, E_0)}$ divided by $N! h^{3N}$, where $\beta = 1/k_B T$, h is the Planck constant, and $H(V, N, E_0)$ is the classical Hamiltonian of the system. In quantum mechanics, $Q_N(V, T, E_0)$ is the trace of the Boltzmann operator $e^{-\beta H(V, N, E_0)}$ in the bosonic or fermionic Hilbert space, where now $H(V, N, E_0)$ stands for the quantum Hamiltonian. In particular, one has¹³

$$B_2 = -\frac{1}{2V} (Z_2 - V^2) \quad (7)$$

$$B_3 = \frac{(Z_2 - V^2)^2}{V^2} - \frac{1}{3V} (Z_3 - 3Z_2 V + 2V^3). \quad (8)$$

Since the derivation of Eq. (5) has been performed in the grand canonical ensemble, we think of the volume V

as a part of the volume of an experimental apparatus. We assume that V is large enough to contain enough atoms to fulfill the requirements of the thermodynamic limit. Notice that the quantities $B_n(T, E_0)$ are finite in the usual $V \rightarrow \infty$ limit.

We now follow Moszynski *et al.*²⁶ and substitute in Eq. (5) the equivalence

$$\frac{\partial B_n(T, E_0)}{\partial E_0} = \frac{\partial^2 B_n(T, E_0)}{\partial^2 E_0} E_0, \quad (9)$$

which is valid in the $E_0 \rightarrow 0$ limit since $B_n(T, E_0)$ depends quadratically on E_0 ,²⁵ thus obtaining

$$\frac{P}{E_0} = \alpha_1 \rho - k_B T \sum_{n=2}^{\infty} \left(\frac{1}{n-1} \right) \frac{\partial^2 B_n(T, E_0)}{\partial^2 E_0} \rho^n. \quad (10)$$

Recalling Eq. (4), we finally arrive at

$$\frac{\varepsilon - 1}{\varepsilon + 2} = \frac{4\pi}{3} \left[\alpha_1 \rho - k_B T \sum_{n=2}^{\infty} \left(\frac{1}{n-1} \right) \frac{\partial^2 B_n(T, E_0)}{\partial^2 E_0} \rho^n \right] \quad (11)$$

$$\equiv A_\varepsilon \rho + B_\varepsilon \rho^2 + C_\varepsilon \rho^3 + \dots \quad (12)$$

$$A_\varepsilon = \frac{4\pi \alpha_1}{3} \quad (13)$$

$$B_\varepsilon = \frac{2\pi k_B T}{3V} \frac{\partial^2 Z_2(V, T, E_0)}{\partial E_0^2} \quad (14)$$

$$C_\varepsilon = -\frac{2\pi k_B T}{3} \left[\frac{2}{V^2} \left(\frac{\partial Z_2}{\partial E_0} \right)^2 + \frac{2(Z_2 - V^2)}{V^2} \frac{\partial^2 Z_2}{\partial E_0^2} - \frac{1}{3V} \left(\frac{\partial^2 Z_3}{\partial E_0^2} - 3V \frac{\partial^2 Z_2}{\partial E_0^2} \right) \right] \quad (15)$$

which is the virial expansion that we will use in this paper, with the coefficients defined in Eq. (12). Keeping the lowest term in ρ recovers the Clausius–Mossotti equation, whereas the coefficient of the term ρ^2 that we obtain is in perfect agreement with the results reported in Refs. 26 and 27.

As already mentioned our expression for P , and consequently for the dielectric virial coefficients differs from that of Hill²⁵. In fact, his expression for P is incorrect even for the ideal gas as it does not lead to the Clausius–Mossotti equation in this case, see Eqs. (32)–(34) in Ref. 25. In a later paper,³⁰ Hill proposed to correct his expression for P by substituting the Maxwell field E for the electric displacement D . The resulting expression for P remains incorrect.

Although we obtain the same formula for B_ε as Moszynski *et al.*,²⁶ our expression for C_ε differs from theirs, because they mistakenly use Eq. (2) with $E = E_0$ in all the terms of the right-hand side of Eq. (5) except the first, for which their considerations are equivalent to ours. Finally, we notice that our expression for the third dielectric virial coefficient is equivalent, in the classical limit, to the one derived in Ref. 27. Equation (15) can also be obtained starting from the fundamental equations of quantum statistical mechanics, and we will present this alternative derivation in a forthcoming work.²⁹

C. Hamiltonians in an external field

In the case of polarizable atoms, the partition functions $Q_N(V, T, \mathbf{E}_0)$ appearing in Eq. (6) are obtained using an N -particle Hamiltonian function $H(N) = H_0(N) + \Delta H_1(N) + \Delta H_2(N)$, which is the sum of the Hamiltonian $H_0(N)$ of N atoms without the external field plus two contributions $\Delta H_1(N)$ and $\Delta H_2(N)$ describing the linear and quadratic interaction with the external field, respectively (terms with higher order in \mathbf{E}_0 do not contribute to the dielectric constant). These three functions are given by

$$H_0(N) = \sum_{i=1}^N \frac{\pi_i^2}{2m} + \sum_{i<j} u_2(i, j) + \sum_{i<j<k} u_3(i, j, k) + (16)$$

$$\Delta H_1(N) = - \left(\sum_{i=1}^N \mathbf{m}_1(i) + \sum_{i<j} \mathbf{m}_2(i, j) + \sum_{i<j<k} \mathbf{m}_3(i, j, k) + \dots \right) \cdot \mathbf{E}_0 \quad (17)$$

$$\Delta H_2(N) = -\frac{1}{2} \mathbf{E}_0 \cdot \left(\sum_{i=1}^N \boldsymbol{\alpha}_1(i) + \sum_{i<j} \boldsymbol{\alpha}_2(i, j) + \sum_{i<j<k} \boldsymbol{\alpha}_3(i, j, k) + \dots \right) \cdot \mathbf{E}_0, \quad (18)$$

where m is the mass of the atoms, $\boldsymbol{\pi}_i$ is the momentum of the i -th atom, $u_k(1, \dots, k)$ is the irreducible k -body potential, $\mathbf{m}_k(1, \dots, k)$ is the dipole moment and $\boldsymbol{\alpha}_k(1, \dots, k)$ is the k -body induced polarizability, which is a 3×3 matrix. For noble gases, $\mathbf{m}_1(i)$ and $\mathbf{m}_2(i, j)$ are identically zero, but a configuration of three atoms can have a permanent dipole, hence $\mathbf{m}_3(i, j, k)$ is in general not zero.^{31,32}

D. The induced-dipole-induced-dipole model for the polarizability

In general, the quantities $\mathbf{m}_k(1, \dots, k)$ and $\boldsymbol{\alpha}_k(1, \dots, k)$ appearing in Eqs. (17) and (18) must

$$\boldsymbol{\alpha}_3(\mathbf{r}_1, \mathbf{r}_2, \mathbf{r}_3) = \frac{1}{2\alpha_1} [\boldsymbol{\alpha}_2(1, 2)\boldsymbol{\alpha}_2(2, 3) + \boldsymbol{\alpha}_2(2, 3)\boldsymbol{\alpha}_2(3, 1) + \boldsymbol{\alpha}_2(3, 1)\boldsymbol{\alpha}_2(1, 2)], \quad (24)$$

where we denoted $\boldsymbol{\alpha}_2(i, j) = \boldsymbol{\alpha}_2(\mathbf{r}_i, \mathbf{r}_j)$. Similar approximations appeared in the literature: Heller and Gelbart¹⁷ approximated the zz component of $\boldsymbol{\alpha}_3$ similarly to Eq. (24), but considered it as given by the product of

be obtained by *ab initio* calculations of the ground-state energy of a cluster of n atoms in the presence of an external field. Presently, only $\boldsymbol{\alpha}_2$ is known with sufficient precision to enable highly accurate calculations of B_ϵ ¹¹ for helium, neon, and argon. In the case of \mathbf{m}_3 , a first-principles parameterization for noble gases, valid in the limit of large distances, has been developed by Li and Hunt.³³ Its accuracy is unknown, but as will be discussed in Sec. V, the contribution of \mathbf{m}_3 to $C_\epsilon(T)$ appears to be relatively small.

To the best of our knowledge, no first-principles surface for $\boldsymbol{\alpha}_3$ has been published in the literature. As we will discuss below, the contribution from the three-body polarizability to $C_\epsilon(T)$ turns out to be substantial and for this reason it is worthwhile to briefly investigate models for the polarizability that lead to approximate expressions for $\boldsymbol{\alpha}_3$ as a function of the lower-order polarizabilities. One of the most used models assumes that the dipole moment \mathbf{p}_i of atom i depends on the the total field acting on it

$$\mathbf{p}_i = \alpha_1 \mathbf{E}_{\text{tot}}(\mathbf{r}_i), \quad (19)$$

and that the total field is given by the sum of the externally applied field \mathbf{E}_0 and the contribution of the fields generated by the induced dipoles

$$\mathbf{E}_{\text{tot}}(\mathbf{r}_i) = \mathbf{E}_0 + \sum_{j \neq i} \mathbb{T}(\mathbf{r}_i - \mathbf{r}_j) \mathbf{p}_j(\mathbf{r}_j), \quad (20)$$

where the tensor $\mathbb{T}(\mathbf{r})$ is given by

$$\mathbb{T}_{\alpha\beta}(\mathbf{r}) = \frac{3r_\alpha r_\beta}{r^5} - \frac{\delta_{\alpha\beta}}{r^3}, \quad (21)$$

where r_α is the α -th component of the vector \mathbf{r} .

The solution of these equations in the case of three particles³⁴ shows that one has

$$\begin{aligned} \boldsymbol{\alpha}_2(\mathbf{r}_1, \mathbf{r}_2) &\simeq 2\alpha_1^2 \mathbb{T}(\mathbf{r}_{12}) \\ \boldsymbol{\alpha}_3(\mathbf{r}_1, \mathbf{r}_2, \mathbf{r}_3) &\simeq 2\alpha_1^3 [\mathbb{T}(\mathbf{r}_{12})\mathbb{T}(\mathbf{r}_{23}) + \mathbb{T}(\mathbf{r}_{23})\mathbb{T}(\mathbf{r}_{31}) + \mathbb{T}(\mathbf{r}_{31})\mathbb{T}(\mathbf{r}_{12})], \end{aligned} \quad (22)$$

where we have defined $\mathbf{r}_{ij} = \mathbf{r}_i - \mathbf{r}_j$. The last result can be generalized by the so-called *superposition approximation*^{17,22,35} for $\boldsymbol{\alpha}_3$ as a function of $\boldsymbol{\alpha}_2$,

the zz components of the two $\boldsymbol{\alpha}_2$ tensors, and did not consider the factor of $1/2$. Our definition of the superposition approximation is the same as that used by Alder *et al.*²² Equation (24) agrees asymptotically at large in-

teratomic distances with the exact asymptotics of the three-body polarizability derived by Champagne et al.³⁶

E. Structure of the pair and three-body polarizabilities

In general, the pair polarizability $\alpha_2(\mathbf{r})$ is written as

$$\alpha_2(\mathbf{r})_{\alpha\beta} = \alpha_{\text{iso}}(r)\delta_{\alpha\beta} + \frac{\alpha_{\text{aniso}}(r)}{3}\mathbf{t}_{\alpha\beta}(\mathbf{r}) \quad (25)$$

$$\begin{aligned} \frac{1}{3}\text{tr}[\alpha_3(r_{12}, r_{13}, r_{23})] &= \frac{1}{2\alpha_1} \left[\alpha_{\text{iso}}(r_{12})\alpha_{\text{iso}}(r_{23}) + \frac{\alpha_{\text{aniso}}(r_{12})\alpha_{\text{aniso}}(r_{23})}{3} \left(\cos^2\theta_2 - \frac{1}{3} \right) + \right. \\ &\quad \alpha_{\text{iso}}(r_{13})\alpha_{\text{iso}}(r_{32}) + \frac{\alpha_{\text{aniso}}(r_{13})\alpha_{\text{aniso}}(r_{32})}{3} \left(\cos^2\theta_3 - \frac{1}{3} \right) + \\ &\quad \left. \alpha_{\text{iso}}(r_{12})\alpha_{\text{iso}}(r_{13}) + \frac{\alpha_{\text{aniso}}(r_{12})\alpha_{\text{aniso}}(r_{13})}{3} \left(\cos^2\theta_1 - \frac{1}{3} \right) \right], \quad (26) \end{aligned}$$

where θ_i is the angle at particle i in the triangle having as vertices the three particles considered.

IV. THE PATH-INTEGRAL FORMULATION

In general, the partition functions involved in the definition of Z_N (see Eq. (6)) can be written as

$$Q_N(V, T, E_0) = \frac{1}{N!} \sum_{i, \sigma} \langle i | e^{-\beta H(N)} P_\sigma | i \rangle, \quad (27)$$

where the states $|i\rangle$ denote a complete basis set in the Hilbert space of N atoms, σ are permutations of N objects, and P_σ is the operator representing the permutation in the Hilbert space, weighted with the sign of the permutation in the case of fermions. At high temperatures, when the de Broglie thermal wavelength $\Lambda = h/\sqrt{2mk_B T}$ is much smaller than the hard-core radius of the atoms, only the term where σ is the identity permutations contributes to Eq. (27). In this case, the bosonic or fermionic nature of the quantum particles is not apparent and particles behave as distinguishable (Boltzmann limit); quantum effects appear only as a consequence of Heisenberg uncertainty (diffraction limit). At low temperatures, where the thermal wavefunctions begin to overlap significantly ($T \leq 4$ K for ^4He), the terms with nontrivial permutations in Eq. (27) become appreciable and the exchange effects (related to the bosonic or fermionic nature of the particles under consideration) become significant.

A. Boltzmann contribution

We will use the path-integral formulation of quantum statistical mechanics³⁷ to obtain an expression of $C_\varepsilon(T)$

where $\mathbf{t}_{\alpha\beta}(\mathbf{r}) = r^3 \mathbf{T}_{\alpha\beta}(\mathbf{r})$. The quantity $\alpha_{\text{iso}}(r)$ and $\alpha_{\text{aniso}}(r)$ are known as the average trace of the pair-induced polarizability and the anisotropic component, respectively. As we will see below, the relevant quantities involved in the calculation of the dielectric virial coefficients are the traces of α_n defined in Eq. (18). A straightforward calculation using Eqs. (25) and (24) shows that

useful in actual calculations. From Eq. (15), we need to consider the derivatives of both Z_2 and Z_3 with respect to an external field. Using Eq. (27),^{11,38,39} Z_2 can be written as

$$Z_2 \equiv Z_2^i + Z_2^l \quad (28)$$

$$Z_2^i = \int \langle \mathbf{r}_1^{(1)} \mathbf{r}_2^{(1)} | e^{-\beta H(2)} | \mathbf{r}_1^{(1)} \mathbf{r}_2^{(1)} \rangle d\mathbf{r}_1^{(1)} d\mathbf{r}_2^{(1)} \quad (29)$$

$$Z_2^l = \frac{(-1)^{2I}}{2I+1} \int \langle \mathbf{r}_1^{(1)} \mathbf{r}_2^{(1)} | e^{-\beta H(2)} | \mathbf{r}_2^{(1)} \mathbf{r}_1^{(1)} \rangle d\mathbf{r}_1^{(1)} d\mathbf{r}_2^{(1)} \quad (30)$$

where $\mathbf{r}_1^{(1)}$ and $\mathbf{r}_2^{(1)}$ are the coordinates of the atoms and I is their nuclear spin ($I = 0$ for ^4He , ^{20}Ne , and ^{40}Ar , $I = 1/2$ for ^3He). The first term in Eq. (28) (Z_2^i) is known as the Boltzmann term, whereas the second (Z_2^l) is called the exchange term. The superscript visually represents the kind of permutation σ that is involved in the definition of the partition function. The superscript (1) in the positions has been introduced for convenience in the path-integral formulation of Z_2 , which is based on the Trotter expansion

$$e^{-\beta H(2)} \simeq \left(e^{-\beta T(2)/P} e^{-\beta V(2)/P} e^{-\beta \Delta H(2)/P} \right)^P, \quad (31)$$

for sufficiently large P , where $T(2)$ is the kinetic energy of the two atoms, $V(2)$ their potential energy ($T(2) + V(2) = H_0(2)$, see Eq. (16)) and $\Delta H_2(2)$ the interaction energy with the external field E_0 , from Eq. (18). We will assume, without losing generality, that E_0 is directed along the z axis. Substituting Eq. (31) into Eq. (28) and inserting $P-1$ completeness relations, one obtains the

expression

$$\frac{Z_2^i}{V} = \int \left\langle \exp \left(-\beta \overline{V}_2^i(\mathbf{r}) + \frac{\beta}{2} \overline{\alpha}_{2,zz}^i(\mathbf{r}) E_0^2 \right) \right\rangle d\mathbf{r} \quad (32)$$

$$\overline{V}_2^i(\mathbf{r}) = \frac{1}{P} \sum_{i=1}^P u_2(\mathbf{r}^{(i)}) \quad (33)$$

$$\overline{\alpha}_{2,zz}^i(\mathbf{r}) = \frac{1}{P} \sum_{i=1}^P \alpha_{2,zz}(\mathbf{r}^{(i)}), \quad (34)$$

where $\mathbf{r}^{(i)} = \mathbf{r}_2^{(i)} - \mathbf{r}_1^{(i)}$ and we have denoted $\mathbf{r} = \mathbf{r}_2^{(1)} - \mathbf{r}_1^{(1)}$. The average $\langle \dots \rangle$ in Eq. (32) is performed over two distribution functions $\Pi_k(\Delta \mathbf{r}_k^{(i)})$ ($k = 1, 2$)⁴⁰ that depend on the P quantities $\Delta \mathbf{r}_k^{(i)} = \mathbf{r}_k^{(i+1)} - \mathbf{r}_k^{(i)}$, with the understanding that $\mathbf{r}_k^{(P+1)} = \mathbf{r}_k^{(1)}$ (notice that this condition implies that $\Delta \mathbf{r}^{(P)}$ is opposite to the sum of all the other $\Delta \mathbf{r}^{(i)}$). The distribution functions Π_k are given by⁴⁰

$$\Pi(\Delta \mathbf{r}^{(i)}; P) = \Lambda^3 \left(\frac{P^{3/2}}{\Lambda^3} \right)^P \exp \left(-\frac{\pi P}{\Lambda^2} \sum_{i=1}^P |\Delta \mathbf{r}^{(i)}|^2 \right), \quad (35)$$

which can be interpreted as the probability distribution of a classical closed ring polymer with P monomers.^{11,37,40}

The first derivative with respect to E_0 of Eq. (32) produces

$$\frac{1}{V} \frac{\partial Z_2^i}{\partial E_0} = \int \beta E_0 \left\langle \overline{\alpha}_{2,zz}^i(\mathbf{r}) \exp \left(-\beta \overline{V}_2^i(\mathbf{r}) + \frac{\beta}{2} \overline{\alpha}_{2,zz}^i(\mathbf{r}) E_0^2 \right) \right\rangle, \quad (36)$$

so that the first term in Eq. (15) is seen to be zero when evaluated at zero external field. The second derivative at zero field becomes

$$\frac{1}{V} \frac{\partial^2 Z_2^i}{\partial E_0^2} \Big|_{E_0=0} = \beta \int \left\langle \overline{\alpha}_{2,zz}^i(\mathbf{r}) e^{-\beta \overline{V}_2^i(\mathbf{r})} \right\rangle d\mathbf{r}, \quad (37)$$

and hence we get directly the Boltzmann contribution to the second dielectric virial coefficient, that is

$$B_\epsilon^i(T) = \frac{8\pi^2}{3} \int \left\langle \overline{\alpha}_{\text{iso}}^i(r) e^{-\beta \overline{V}_2^i(r)} \right\rangle r^2 dr, \quad (38)$$

accounting for the rotational invariance, that is $\overline{\alpha}_{2,zz}^i = (\overline{\alpha}_{2,xx}^i + \overline{\alpha}_{2,yy}^i + \overline{\alpha}_{2,zz}^i)/3 = \overline{\alpha}_{\text{iso}}^i$. This is the same equation as derived in Ref. 11.

The same considerations apply to the calculation of the second derivative of Z_3 , which is obtained as the sum of three contributions, due to the three possible permutations of three objects: the identity which results in the Boltzmann component (which will be denoted by the symbol \cdot); the permutations of any two particles (which are three in total and will be denoted by \cdot); and the cyclic permutations (two, denoted by Δ).⁴⁰ For the Boltzmann part, one gets

$$\frac{1}{V} \frac{\partial^2 Z_3^i}{\partial E_0^2} \Big|_{E_0=0} = \beta \int \left\langle \left(\frac{\beta |\overline{\mathbf{m}}_3^i|^2}{3} + \overline{A}_3^i \right) e^{-\beta \overline{V}_3^i} \right\rangle d\mathbf{r}_1 d\mathbf{r}_2 \quad (39)$$

where

$$\overline{\mathbf{m}}_3^i(\mathbf{r}_1, \mathbf{r}_2, \mathbf{r}_3) = \frac{1}{P} \sum_{p=1}^P \mathbf{m}_3(\mathbf{r}_1^{(p)}, \mathbf{r}_2^{(p)}, \mathbf{r}_3^{(p)}) \quad (40)$$

$$\overline{A}_3^i(\mathbf{r}_1, \mathbf{r}_2, \mathbf{r}_3) = \frac{1}{3P} \sum_{p=1}^P \text{tr} \left(\alpha_3(\mathbf{r}_1^{(p)}, \mathbf{r}_2^{(p)}, \mathbf{r}_3^{(p)}) + \sum_{i<j=1}^3 \alpha_2(\mathbf{r}_i^{(p)} - \mathbf{r}_j^{(p)}) \right) \quad (41)$$

$$\overline{V}_3^i(\mathbf{r}_1, \mathbf{r}_2, \mathbf{r}_3) = \frac{1}{P} \sum_{p=1}^P \left(u_3(\mathbf{r}_1^{(p)}, \mathbf{r}_2^{(p)}, \mathbf{r}_3^{(p)}) + \sum_{i<j=1}^3 u_2(\mathbf{r}_i^{(p)} - \mathbf{r}_j^{(p)}) \right), \quad (42)$$

and the average $\langle \dots \rangle$ in Eq. (39) is performed on three distribution functions Π_k ($k = 1, 2, 3$) analogous to what has been done for Z_2^i . Although these last equations have been written using the coordinates of three particles, translational invariance implies that one of the coordinates

($\mathbf{r}_1^{(1)}$, say) can be placed at the origin, resulting in a factor of V from the integration. For this reason, the integration of Eq. (39) is performed over the coordinates of the other two particles. The final path-integral expression for the Boltzmann part of C_ϵ is

$$C_\varepsilon^{\ddot{}}(T) = \frac{2\pi}{3} \int \left[\frac{1}{3} \left\langle \left(\frac{\beta |\overline{\mathbf{m}_3^{\ddot{}}}|^2}{3} + \overline{A_3^{\ddot{}}} \right) e^{-\beta \overline{V_3^{\ddot{}}}} - \sum_{i < j} \overline{\alpha_{\text{iso}}^{\ddot{}}}(\mathbf{r}_{ij}) e^{-\beta \overline{V_2^{\ddot{}}}(\mathbf{r}_{ij})} \right\rangle - 2 \langle e^{-\beta \overline{V_2^{\ddot{}}}(\mathbf{r}_{21})} - 1 \rangle \langle \overline{\alpha_{\text{iso}}^{\ddot{}}}(\mathbf{r}_{31}) e^{-\beta \overline{V_2^{\ddot{}}}(\mathbf{r}_{31})} \rangle \right] d\mathbf{r}_2 d\mathbf{r}_3, \quad (43)$$

where $\mathbf{r}_{ij} = \mathbf{r}_i - \mathbf{r}_j$. The first average is taken over three independent ring-polymer distributions, whereas the last two averages are each taken over two independent ring-polymer distributions. In the classical limit, the ring polymers shrink to a point and Eq. (43) becomes the classical expression derived in Ref. 27.

B. Exchange effects

Using an approach very similar to what has been outlined in the previous section, one can derive path-integral expressions for the exchange contributions. Many details can be found in our previous works (e.g., Refs. 16, 38, 39, and 41), so we just recall that the main effect of the permutation operators P_σ is to “coalesce” the P -bead ring polymers of the particles involved in the permutation – let us denote them by n – into a bigger polymer with nP beads, and at the same time introduce a multiplication factor proportional to $\Lambda^{3(n-1)}$.

The “coalescence” of the ring polymers takes into account quantum statistical effects due to the indistinguishability of the particles. Qualitatively speaking, coalesced configurations will have a sizable probability of being sampled as soon as the size of the ring polymers – which is, in turn, proportional to the de Broglie thermal wavelength Λ (Ref. 42) – exceeds the size of the repulsive core of the interatomic potential (which is usually between 2.5 and 3.5 Å), a condition that requires low temperatures. At higher temperatures, the dielectric virial coefficients are due entirely to the Boltzmann contribution, which takes into account the quantum nature of the particles only via the Heisenberg uncertainty (quantum diffraction effects).

After taking into account the effect of the permutation operator, one obtains

$$Z_2^{\mid} = \frac{(-1)^{2I}}{2I+1} \frac{\Lambda^3}{2^{3/2}} \left\langle \exp \left(-\beta \overline{V} + \frac{\beta}{2} E_0 \overline{\alpha_{2,zz}^{\mid}} E_0 \right) \right\rangle \quad (44)$$

$$\overline{V} = \frac{1}{2P} \sum_{i=1}^{2P} V(\mathbf{x}^{(i)}) \quad (45)$$

$$\overline{\alpha_{2,zz}^{\mid}} = \frac{1}{2P} \sum_{i=1}^{2P} \alpha_{2,zz}(\mathbf{x}^{(i)}), \quad (46)$$

where the coordinates $\mathbf{x}^{(i)}$ are defined so that $\mathbf{x}^{(i)} = \mathbf{r}_1^{(i)}$ and $\mathbf{x}^{(i+P)} = \mathbf{r}_2^{(i)}$ for $i = 1, \dots, P$. The average $\langle \dots \rangle$ in Eq. (44) is performed over a distribution $\Pi(\Delta \mathbf{x}^{(i)}; 2P)$ which is a function of the $2P$ coordinates $\Delta \mathbf{x}^{(i)} = \mathbf{x}^{(i+1)} - \mathbf{x}^{(i)}$, with again the understanding that $\mathbf{x}_k^{(2P+1)} = \mathbf{x}_k^{(1)}$. Performing the derivatives, we obtain again that the first derivative at zero field vanishes, whereas the second derivative can be written as

$$\frac{\partial^2 Z_2^{\mid}}{\partial E_0^2} = \beta \frac{(-1)^{2I}}{2I+1} \frac{\Lambda^3}{2^{3/2}} \left\langle \overline{\alpha_{2,zz}^{\mid}} e^{-\beta \overline{V}} \right\rangle, \quad (47)$$

which leads directly to the exchange term of $B_\varepsilon(T)$ discussed in Ref. 11.

In the case of the third dielectric virial coefficient, there are several contributions to exchange effects. The first comes from the terms involving Z_2 , when we express $Z_2 = Z_2^{\mid} + Z_2^{\Delta}$, whereas other contributions come from the term involving Z_3 that can be written as

$$Z_3 = Z_3^{\ddot{}} + Z_3^{\mid} + Z_3^{\Delta}. \quad (48)$$

The term Z_3^{\mid} describes permutations of a single pair (which are odd), whereas the term Z_3^{Δ} describes cyclic permutations, which are even. From Eqs. (32), (37), (44), (47), and (48), one obtains

$$C_\varepsilon^{\cdot|}(T) = \frac{(-1)^{2I}}{2I+1} \frac{2\pi}{3} \frac{\Lambda^3}{2^{3/2}} \int d\mathbf{r} \left[\left\langle \left(\frac{\beta |\overline{\mathbf{m}}_3^{\cdot|}|^2}{3} + \overline{A}_3^{\cdot|} \right) e^{-\beta \overline{V}_3^{\cdot|}} - \overline{\alpha}_{\text{iso}}^{\cdot|} e^{-\beta \overline{V}_2^{\cdot|}} \right\rangle - 2 \langle e^{-\beta \overline{V}_2^{\cdot|}} \rangle \langle \overline{\alpha}_{\text{iso}}^{\cdot|} e^{-\beta \overline{V}_2^{\cdot|}} \rangle - 2 \langle \overline{\alpha}_{\text{iso}}^{\cdot|} e^{-\beta \overline{V}_2^{\cdot|}} \rangle \langle e^{-\beta \overline{V}_2^{\cdot|}} - 1 \rangle \right] \quad (49)$$

$$C_\varepsilon^{\Delta}(T) = \frac{2\pi}{3} \frac{\Lambda^6}{(2I+1)^2} \left[\frac{2}{3^{5/2}} \left\langle \left(\frac{\beta |\overline{\mathbf{m}}_3^{\Delta}|^2}{3} + \overline{A}_3^{\Delta} \right) e^{-\beta \overline{V}_3^{\Delta}} \right\rangle - \frac{1}{4} \langle e^{-\beta \overline{V}_2^{\Delta}} \rangle \langle \overline{\alpha}_{\text{iso}}^{\Delta} e^{-\beta \overline{V}_2^{\Delta}} \rangle \right] \quad (50)$$

C. Details of the calculations

In the following, we will present results for $C_\varepsilon(T)$ neglecting exchange effects, so using Eq. (43) only. The main reason is that fully *ab initio* expressions for α_3 and \mathbf{m}_3 are not known, and hence our results will be affected by an unknown systematic error in any event. Analysis of the contributions to $B_\varepsilon(T)$ ¹¹ shows that exchange effects are present only for helium isotopes when $T \lesssim 5$ K, hence we will limit ourselves to temperatures higher than that in the present paper.

Since $\alpha_{\text{aniso}}(r) = O(r^{-3})$ at large distances, we observed a slow convergence of the integral leading to $C_\varepsilon(T)$ as a function of the cutoff R , in the form

$$C_\varepsilon(T; R) = C_\varepsilon(T) + \frac{a}{R}. \quad (51)$$

This required us to use $R = 100$ nm when evaluating the third dielectric virial coefficient using the superposition approximation of α_3 . In this case, the asymptotic value obtained by fitting $C_\varepsilon(T; R)$ with a function of the form (51) falls within the statistical uncertainty of the path-integral calculations.

As usual with path-integral calculations, one has to choose a sufficiently large value for the Trotter index P ; in general the optimal value depends on temperature, as well as the required uncertainty. We have used the same values discussed in Ref. 11, namely $P = \text{nint}(1600 \text{ K}/T + 7)$ for ^4He , $P = \text{nint}(800 \text{ K}/T + 4)$ for ^{20}Ne , and $P = \text{nint}(300 \text{ K}/T + 4)$ for ^{40}Ar , where $\text{nint}(x)$ denotes the nearest integer to x . The integrals have been evaluated with the parallel implementation of the VEGAS algorithm.⁴³ We found it useful to evaluate separately the contribution to $C_\varepsilon(T)$ coming from the two-body potential and polarizability and the contribution due to the three-body potential, polarizability, and dipole moment. The former converges rather quickly and a relatively small cutoff $R = 6$ nm was sufficient; we used 2 000 000 Monte Carlo samples, and estimated the statistical uncertainty by performing 16 independent runs at each temperature. The second contribution required more computational effort to produce a reasonably small variance; in this case we used 8 000 000 Monte Carlo samples and 128 independent runs for each of the temperatures considered in this work.

We also evaluated the contribution to the uncertainty of our results obtained by propagating the uncertainties of the potentials and polarizabilities, where available; in this case we have assumed that the provided uncertainties are expanded uncertainties at coverage level $k = 2$. Given the exploratory nature of this work, we have used the straightforward approach of evaluating the third dielectric virial coefficient in the classical approximation for the perturbed potential or polarizability and evaluating the standard uncertainty as 1/4 of the absolute value of the difference.

V. RESULTS AND DISCUSSION

Before presenting our calculated results and comparing them to experimental data, we emphasize two caveats that apply to the results for all three gases examined. First, all of the results use the superposition approximation for the three-body polarizability as described in Sec. IIID and the approximation for the three-body dipole moment from Li and Hunt.³³ While these approximations should be accurate in the limit of large interatomic distances, they may not be accurate at shorter distances, and any inaccuracy would produce a systematic error in C_ε . Second, and related, the use of the superposition approximation and the approximation for the three-body dipole prevents us from making quantitative uncertainty estimates, because of the unknown systematic error. We have computed and tabulated uncertainties attributable to known factors (uncertainty in the pair and three-body potential and in the pair polarizability, together with statistical uncertainty in the PIMC calculations), but these numbers do not represent a complete uncertainty budget and should not be used in metrological uncertainty budgets.

Because of this unknown systematic uncertainty, the purpose of comparisons with experimental data in this section is not to quantitatively assess the data, but instead to show qualitatively that the present calculations are generally consistent with the limited experimental data.

A. Helium

In performing the calculations for helium isotopes, we used the pair potential developed by Czachorowski et al.,⁴⁴ the three-body potential by Cencek et al.,⁴⁵ and the pair polarizability by Cencek et al.⁴⁶ All of these quantities have assigned uncertainties. The three-body polarizability has been evaluated using the superposition approximation and the three-body dipole moment has been evaluated with the formulation of Li and Hunt.³³ At all temperatures, the statistical uncertainty from the path-integral calculation dominates the uncertainty budget (not counting the unknown uncertainty from the superposition calculation and three-body dipole estimate).

Our results are reported in Tab. I. The values of the third dielectric virial coefficient are negative and their magnitude decreases with decreasing temperature. The result that we obtain at $T = 300$ K, $C_\varepsilon(300 \text{ K}) = -0.556 \text{ cm}^9 \text{ mol}^{-3}$, is comparable to the only other theoretical result reported in the literature, from a classical calculation (at “room temperature” which should be near 300 K) by Heller and Gelbart¹⁷ that used a superposition approximation in combination with relatively simple models for the pair potential and pair polarizability. Their calculation resulted in $C_\varepsilon = -0.719 \text{ cm}^9 \text{ mol}^{-3}$.

The effect of the three-body polarizability in determining the value of C_ε for helium is not negligible. As an example, we note that the third dielectric virial coefficient at $T = 300$ K becomes $-0.441 \text{ cm}^9 \text{ mol}^{-3}$ if the three-body polarizability is neglected; this is roughly a 20% difference. In contrast, the effect of the three-body dipole \mathbf{m}_3 as computed by the approximation of Li and Hunt³³ is completely negligible within the precision of our calculations.

In the uncertainty budget, the contributions from the uncertainty in the three-body potential and in the pair polarizability are of similar size; that from the pair potential is negligible. In order to emphasize that the uncertainty in Table I and subsequent tables is incomplete due to the unknown systematic error in the superposition approximation, we use the symbol U^* for the expanded ($k = 2$) value rather than the symbol U that would be used for a complete expanded uncertainty.

In Fig. 1, our calculations are compared to values of $C_\varepsilon(T)$ found in the literature. Error bars drawn on the experimental values are those reported in the original publication; in most cases the statistical meaning of the error interval was not stated. The point of Gaiser and Fellmuth²⁰ comes from dielectric-constant gas thermometry experiments where the quantity obtained was a combination of the second and third dielectric and density virial coefficients; this was converted to C_ε with the use of precise literature values for the third density virial coefficient¹⁶ and the second dielectric virial coefficient.¹¹ Our results are generally consistent with the experimental data within their considerable scatter, although there is less temperature dependence than might be assumed based on the experimental points shown.

TABLE I. The third dielectric virial coefficient C_ε for ^4He and its uncertainty. The $U^*(C_\varepsilon)$ are incomplete expanded uncertainties at $k = 2$ and include the statistical uncertainty of the calculation as well as the propagated uncertainties from potentials and the two-body polarizability. There is an unknown systematic uncertainty contribution from the superposition approximation and the approximation of the three-body dipole term. The last column reports the value of the third dielectric virial coefficient calculated in the classical approximation.

Temperature (K)	$C_\varepsilon(T)$ ($\text{cm}^9 \text{ mol}^{-3}$)	$U^*(C_\varepsilon)$ ($\text{cm}^9 \text{ mol}^{-3}$)	$C_\varepsilon^{\text{cl}}(T)$ ($\text{cm}^9 \text{ mol}^{-3}$)
5	-0.251	0.089	-14.575
7	-0.220	0.016	-1.978
10	-0.210	0.005	-0.413
15	-0.214	0.003	-0.198
20	-0.232	0.002	-0.195
30	-0.261	0.002	-0.228
40	-0.287	0.001	-0.260
50	-0.311	0.001	-0.288
75	-0.357	0.001	-0.342
100	-0.398	0.001	-0.383
125	-0.428	0.001	-0.416
150	-0.453	0.001	-0.444
175	-0.476	0.001	-0.468
200	-0.496	0.001	-0.488
250	-0.531	0.001	-0.523
273.16	-0.543	0.002	-0.537
300	-0.556	0.001	-0.552
350	-0.581	0.001	-0.575
400	-0.600	0.002	-0.595
450	-0.617	0.002	-0.612
500	-0.632	0.002	-0.628
600	-0.655	0.002	-0.652
700	-0.676	0.002	-0.672
800	-0.691	0.002	-0.688
900	-0.702	0.002	-0.701
1000	-0.714	0.002	-0.712
1500	-0.745	0.002	-0.744
2000	-0.755	0.002	-0.755

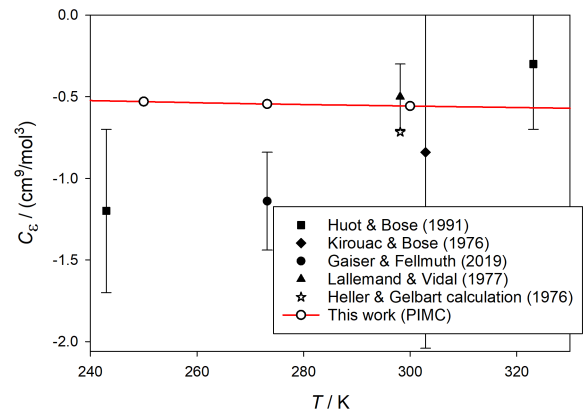


FIG. 1. Comparison of calculated values of $C_\varepsilon(T)$ for ^4He with those derived from experiment^{20,24,47,48} at higher temperatures. The classical calculation of Heller and Gelbart¹⁷ is also shown.

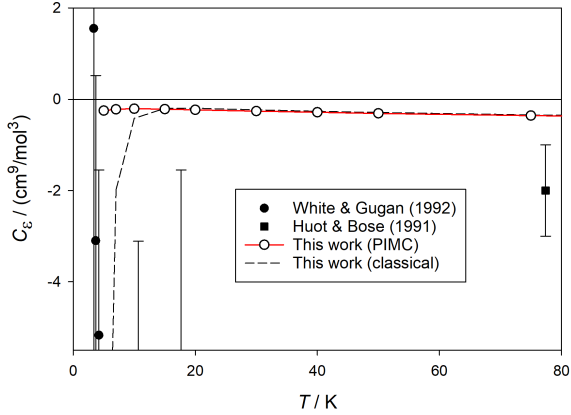


FIG. 2. Comparison of calculated values of $C_\varepsilon(T)$ for ^4He with those derived from experiment^{47,49} at low temperatures. Two points from White and Gugan⁴⁹ are below the bottom of the plot; only the tops of their error bars are visible.

Figure 2 shows a comparison with data at low temperatures; note that points by White and Gugan⁴⁹ near 11 K and 18 K lie below the bottom of the plot but the tops of their large error bars are visible. Our results indicate a relatively flat temperature dependence; it remains to be seen whether this will still be true when a quantitatively accurate three-body polarizability becomes available. Figure 2 also displays the result of a classical calculation of $C_\varepsilon(T)$, which becomes increasingly inaccurate below 20 K.

B. Neon

In the case of neon, we used the latest pair potential and pair polarizability by Hellmann et al.⁵⁰ as well as the extended Axilrod–Teller three-body potential by Schwerdtfeger and Hermann.⁵¹ Dr. Hellmann provided us with the anisotropic component of the pair polarizability, which was not reported in the original paper.⁵²

Our calculated values are reported in Tab. II. In this case, we did not perform the propagation of the uncertainty from the potentials and the two-body polarizability because some of these quantities do not have an uncertainty estimate, so we report only the statistical uncertainty of our calculation.

It is interesting to note that the effect of the three-body polarizability on C_ε is quite significant. Using classical calculations as an example, the value of C_ε obtained neglecting the three-body polarizability at $T = 300$ K would be $-0.914 \text{ cm}^9 \text{ mol}^{-3}$, a 50% difference from the value obtained including it. The effect of the approximate three-body dipole term is larger than for ^4He but still negligible, making C_ε less negative by an amount on the order of $0.01 \text{ cm}^9 \text{ mol}^{-3}$ at temperatures near 300 K.

Figure 3 compares our calculated values with the very

TABLE II. The third dielectric virial coefficient C_ε for ^{20}Ne and its uncertainty. The $U^*(C_\varepsilon)$ are incomplete expanded uncertainties at $k = 2$ and only include the statistical uncertainty of the path-integral Monte Carlo calculation. Uncertainty contributions from the two- and three-body potentials and polarizabilities and three-body dipole moment are not included; in several cases the information needed to estimate these uncertainties is not available. The last column reports the value of the third dielectric virial coefficient calculated in the classical approximation.

Temperature (K)	$C_\varepsilon(T)$ ($\text{cm}^9 \text{ mol}^{-3}$)	$U^*(C_\varepsilon)$ ($\text{cm}^9 \text{ mol}^{-3}$)	$C_\varepsilon^{\text{cl}}(T)$ ($\text{cm}^9 \text{ mol}^{-3}$)
20	-19.997	0.040	-36.961
25	-6.167	0.026	-9.475
30	-2.836	0.020	-3.752
35	-1.756	0.018	-2.063
40	-1.332	0.016	-1.456
45	-1.182	0.015	-1.215
50	-1.117	0.014	-1.117
55	-1.088	0.012	-1.081
60	-1.075	0.013	-1.075
65	-1.097	0.013	-1.084
70	-1.113	0.012	-1.099
75	-1.123	0.010	-1.118
80	-1.158	0.012	-1.139
85	-1.174	0.011	-1.161
90	-1.188	0.011	-1.182
95	-1.223	0.012	-1.204
100	-1.236	0.011	-1.224
150	-1.409	0.009	-1.403
200	-1.540	0.008	-1.540
250	-1.647	0.008	-1.650
300	-1.744	0.009	-1.743
350	-1.824	0.010	-1.822
400	-1.890	0.009	-1.892
500	-2.004	0.009	-2.009
600	-2.105	0.009	-2.105
700	-2.183	0.009	-2.185
800	-2.254	0.009	-2.253
900	-2.312	0.009	-2.312
1000	-2.370	0.009	-2.364
1500	-2.555	0.009	-2.549
2000	-2.670	0.010	-2.662

limited, and mutually inconsistent, experimental data available. The point from Gaiser and Fellmuth²⁰ is shown with error bars corresponding to one standard uncertainty and was extracted from their dielectric-constant gas thermometry data by Rourke.¹⁰ Few conclusions can be drawn, especially since we do not know the accuracy of the three-body approximations, but the large negative values attained below 40 K might have consequences for gas-based metrology in that temperature range.

C. Argon

In the case of ^{40}Ar , we used the pair potential developed by Patkowski and Szalewicz,⁵³ the pair polarizability by Vogel et al.,⁵⁴ and the three-body potential by

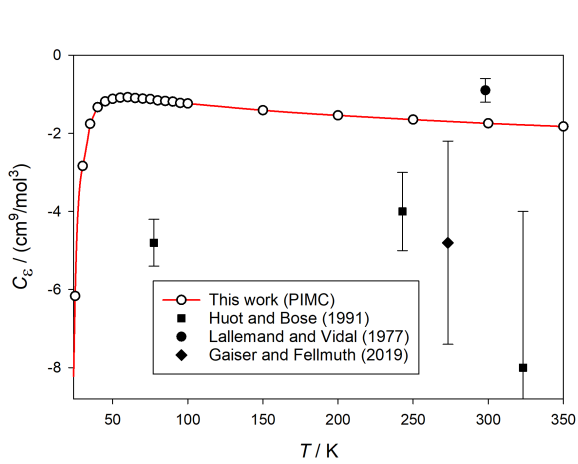


FIG. 3. Comparison of calculated values of $C_\varepsilon(T)$ for neon with those derived from experiment.^{20,24,47}

TABLE III. The third dielectric virial coefficient C_ε for ^{40}Ar and its uncertainty. The $U^*(C_\varepsilon)$ are incomplete expanded uncertainties at $k = 2$ and include the statistical uncertainty of the path-integral Monte Carlo calculation and the propagated uncertainty from the potentials and the two-body polarizability. There is an unknown systematic uncertainty contribution from the superposition approximation and the approximation of the three-body dipole term. The last column reports the value of the third dielectric virial coefficient calculated in the classical approximation.

Temperature (K)	$C_\varepsilon(T)$ ($\text{cm}^9 \text{mol}^{-3}$)	$U^*(C_\varepsilon)$ ($\text{cm}^9 \text{mol}^{-3}$)	$C_\varepsilon^{\text{cl}}(T)$ ($\text{cm}^9 \text{mol}^{-3}$)
50	7315	641	7844
75	446	49	467
100	13	14	16
125	-60	9	-60
150	-78	8	-78
175	-82	7	-82
200	-82	7	-82
250	-81	7	-80
273.16	-79	7	-79
300	-78	7	-78
350	-76	7	-76
400	-75	7	-75
450	-74	7	-74
500	-73	7	-73
600	-72	7	-72
700	-72	7	-72
800	-72	7	-72
900	-71	7	-72
1000	-71	6	-72
1500	-72	6	-73
2000	-74	6	-74

Cencek et al.⁵⁵ We again estimated the three-body polarizability by the superposition approximation and the three-body dipole moment with the formulation of Li and Hunt.³³ Our results are reported in Tab. III.

Figure 4 shows our calculated results along with experimental values for C_ε , which are somewhat more nu-

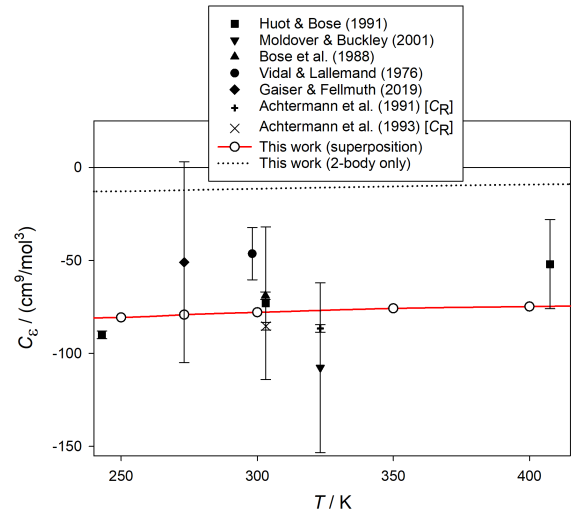


FIG. 4. Comparison of calculated values of $C_\varepsilon(T)$ for argon with those derived from experiment.^{20,23,47,56–59}

merous than for the other two gases. The Gaiser and Fellmuth point²⁰ was obtained in the same manner as described above for helium, using literature values for argon's third density virial coefficient⁵⁵ and second dielectric virial coefficient.¹¹ The points shown from Achtermann and coworkers^{56,57} are not C_ε but instead C_R , the third refractivity virial coefficient. The difference between C_ε and C_R is expected to be small (B_ε and B_R differ by only about 1%¹¹), so C_R still provides a valuable comparison.

Our calculated results are again reasonably consistent with the scattered experimental data. Figure 4 also shows the results that would be obtained in the absence of the three-body polarizability; it is evident that the three-body polarizability contributes a large amount to C_ε and is necessary to obtain agreement with experimental data. In the case of argon, the contribution from the three-body dipole term is not completely negligible; it makes C_ε less negative by an amount on the order of $1 \text{ cm}^9 \text{mol}^{-3}$ at temperatures near 300 K.

VI. CONCLUSIONS

We have presented the first complete framework for calculating the third dielectric virial coefficient of gases with rigorous accounting for quantum effects, including exchange effects. Calculations of $C_\varepsilon(T)$ were performed for helium, neon, and argon, using the best available pair and three-body potentials and pair polarizability functions. Our calculations yielded results in qualitative agreement with the limited experimental data available.

The results presented in Sec. V are not yet suitable for rigorous metrological use, because there is an unknown systematic uncertainty due to the use of the superposition approximation for the three-body nonadditive polar-

izability. Because the relative contribution of the three-body polarizability to C_ϵ is large, especially for argon, an error in the superposition approximation could produce a significant error in $C_\epsilon(T)$. Qualitatively, since the superposition approximation produces the correct long-range behavior, we might expect it to be accurate at conditions where dispersion forces dominate the interactions (as is the case for argon at temperatures of practical interest), while perhaps losing accuracy where repulsive configurations dominate the virial coefficients (as is the case for helium at ambient temperatures). A possibly analogous situation is the third density virial coefficient of helium, where the Axilrod-Teller three-body potential, which is an induced dipole model valid at long range, produces a correction of the wrong sign above approximately 170 K.¹⁵

There is an additional unknown systematic uncertainty due to the lack of a three-body dipole moment surface for the gases considered. While preliminary calculations using an approximation valid in the long-range limit suggest that this effect is negligible for helium and neon, and small for argon, a quantitative estimate is needed for a rigorous uncertainty budget. If this three-body dipole contribution is truly small, the relative uncertainty of the estimate could be large without significantly increasing the total uncertainty in the calculated C_ϵ .

It is therefore imperative for the use of these dielectric virial coefficients in metrology that quantitative surfaces, with uncertainty estimates, be developed for the three-body polarizability (and, with less urgency, for the three-body dipole moment). Such an effort is currently underway for helium.²⁹

ACKNOWLEDGMENTS

B.J. and G.G. acknowledge support from *QuantumPascal* project 18SIB04, which has received funding from the EMPIR programme co-financed by the Participating States and from the European Union's Horizon 2020 research and innovation programme. B.J. thanks also for the support from the National Science Center, Poland, Project No. 2017/27/B/ST4/02739. Code development has been performed on the computing cluster KORE at Fondazione Bruno Kessler. We acknowledge CINECA (Award No. IskraC-THIDIVI) under the ISCRA initiative for the availability of high performance computing resources and support.

DATA AVAILABILITY

The data that support the findings of this study are available within the article.

¹C. Gaiser, T. Zandt, and B. Fellmuth, "Dielectric-constant gas thermometry," *Metrologia* **52**, S217–S226 (2015).

- ²C. Gaiser, B. Fellmuth, and N. Haft, "Primary thermometry from 2.5 K to 140 K applying dielectric-constant gas thermometry," *Metrologia* **54**, 141–147 (2017).
- ³C. Gaiser, B. Fellmuth, N. Haft, A. Kuhn, B. Thiele-Krivoi, T. Zandt, J. Fischer, O. Jusko, and W. Sabuga, "Final determination of the Boltzmann constant by dielectric-constant gas thermometry," *Metrologia* **54**, 280–289 (2017).
- ⁴C. Gaiser, B. Fellmuth, and N. Haft, "Thermodynamic-temperature data from 30 K to 200 K," *Metrologia* **57**, 055003 (2020).
- ⁵C. Gaiser, B. Fellmuth, and W. Sabuga, "Primary gas-pressure standard from electrical measurements and thermophysical *ab initio* calculations." *Nature Phys.* **16**, 177–180 (2020).
- ⁶K. Piszczatowski, M. Puchalski, J. Komasa, B. Jeziorski, and K. Szalewicz, "Frequency-dependent polarizability of helium including relativistic effects with nuclear recoil terms," *Phys. Rev. Lett.* **114**, 173004 (2015).
- ⁷P. M. C. Rourke, C. Gaiser, B. Gao, D. Madonna Ripa, M. R. Moldover, L. Pitre, and R. J. Underwood, "Refractive-index gas thermometry," *Metrologia* **56**, 032001 (2019).
- ⁸B. Gao, H. Zhang, D. Han, C. Pan, H. Chen, Y. Song, W. Liu, J. Hu, X. Kong, F. Sparasci, M. Plimmer, E. Luo, and L. Pitre, "Measurement of thermodynamic temperature between 5 K and 24.5 K with single-pressure refractive-index gas thermometry," *Metrologia* **57**, 065006 (2020).
- ⁹D. Madonna Ripa, D. Imbraguglio, C. Gaiser, P. P. M. Steur, D. Giraudi, M. Fogliati, M. Bertinetti, G. Lopardo, R. Dematteis, and R. M. Gavioso, "Refractive index gas thermometry between 13.8 K and 161.4 K," *Metrologia* **58**, 025008 (2021).
- ¹⁰P. M. Rourke, "Perspective on the refractive-index gas metrology data landscape," *J. Phys. Chem. Ref. Data* **50**, 033104 (2021).
- ¹¹G. Garberoglio and A. H. Harvey, "Path-integral calculation of the second dielectric and refractivity virial coefficients of helium, neon, and argon," *J. Res. Natl. Inst. Stand. Technol.* **125**, 125022 (2020).
- ¹²M. Puchalski, K. Szalewicz, M. Lesiuk, and B. Jeziorski, "QED calculation of the dipole polarizability of helium atom," *Phys. Rev. A* **101**, 022505 (2020).
- ¹³J. O. Hirschfelder, C. F. Curtiss, and R. B. Bird, *Molecular Theory of Gases and Liquids* (John Wiley & Sons, New York, 1954).
- ¹⁴B. Song and Q.-Y. Luo, "Accurate second dielectric virial coefficient of helium, neon, and argon from *ab initio* potentials and polarizabilities," *Metrologia* **57**, 025007 (2020).
- ¹⁵G. Garberoglio and A. H. Harvey, "First-principles calculation of the third virial coefficient of helium," *J. Res. Nat. Inst. Stand. Technol.* **114**, 249–262 (2009).
- ¹⁶G. Garberoglio, M. R. Moldover, and A. H. Harvey, "Improved first-principles calculation of the third virial coefficient of helium," *J. Res. Nat. Inst. Stand. Technol.* **116**, 729–742 (2011).
- ¹⁷D. F. Heller and W. M. Gelbart, "Short range electronic distortion and the density dependent dielectric function of simple gases," *Chem. Phys. Lett.* **27**, 359–364 (1974).
- ¹⁸M. Puchalski, K. Piszczatowski, J. Komasa, B. Jeziorski, and K. Szalewicz, "Theoretical determination of the polarizability dispersion and the refractive index of helium," *Phys. Rev. A* **93**, 032515 (2016).
- ¹⁹P. M. C. Rourke, "NRC microwave refractive index gas thermometry implementation between 24.5 K and 84 K," *Int. J. Thermophys.* **38**, 107 (2017).
- ²⁰C. Gaiser and B. Fellmuth, "Highly-accurate density-virial-coefficient values for helium, neon, and argon at 0.01 °C determined by dielectric-constant gas thermometry," *J. Chem. Phys.* **150**, 134303 (2019).
- ²¹E. F. O'Brien, V. P. Gutschick, V. McKoy, and J. P. McTague, "Polarizability of interacting atoms: Relation to collision-induced light scattering and dielectric models," *Phys. Rev. A* **8**, 690–696 (1973).
- ²²B. J. Alder, J. C. Beers, H. L. Strauss, and J. J. Weis, "Dielectric constant of atomic fluids with variable polarizability," *Proc. Nat.*

- Acad. Sci. **77**, 3098–3102 (1980).
- ²³D. Vidal and M. Lallemand, “Evolution of the Clausius–Mossotti function of noble gases and nitrogen, at moderate and high density, near room temperature,” *J. Chem. Phys.* **64**, 4293–4302 (1976).
- ²⁴M. Lallemand and D. Vidal, “Variation of the polarizability of noble gases with density,” *J. Chem. Phys.* **66**, 4776–4780 (1977).
- ²⁵T. L. Hill, “Theory of the dielectric constant of imperfect gases and dilute solutions,” *J. Chem. Phys.* **28**, 61–66 (1958).
- ²⁶R. Moszynski, T. G. A. Heijmen, and A. van der Avoird, “Second dielectric virial coefficient of helium gas: quantum-statistical calculations from an ab initio interaction-induced polarizability,” *Chem. Phys. Lett.* **247**, 440–446 (1995).
- ²⁷C. G. Gray, K. E. Gubbins, and C. G. Joslin, *Theory of Molecular Fluids*, Vol. 2: Applications (Oxford Science Publications, 2011).
- ²⁸J. D. Jackson, *Classical Electrodynamics*, 3rd ed. (John Wiley & Sons, New York, 1998).
- ²⁹G. Garberoglio, A. H. Harvey, J. Lang, M. Lesiuk, M. Przybytek, and B. Jeziorski, To be published.
- ³⁰T. L. Hill, “Theory of the dielectric constant of dilute solutions. II,” *J. Chem. Phys.* **30**, 1114 (1959).
- ³¹P. H. Martin, “The long-range dipole moment of three identical atoms,” *Mol. Phys.* **27**, 129–134 (1974).
- ³²L. W. Bruch, C. T. Corcoran, and F. Weinhold, “On the dipole moment of three identical spherical atoms,” *Mol. Phys.* **35**, 1205–1210 (1978).
- ³³X. Li and K. L. C. Hunt, “Nonadditive three-body dipoles of inert gas trimers and $H_2 \cdots H_2 \cdots H_2$: Long-range effects in far infrared absorption and triple vibrational transitions,” *J. Chem. Phys.* **107**, 4133–4153 (1997).
- ³⁴A. Buckingham and I. Hands, “The three-body contribution to the polarizability of a trimer of inert gas atoms using a dipole-induced-dipole model,” *Chem. Phys. Lett.* **185**, 544–549 (1991).
- ³⁵W. M. Gelbart, “Depolarized light scattering by simple fluids,” in *Adv. Chem. Phys.*, Vol. XXVI (John Wiley & Sons, Ltd, 1974) pp. 1–106.
- ³⁶M. Champagne, X. Li, and K. Hunt, “Nonadditive three-body polarizabilities of molecules interacting at long range: Theory and numerical results for the inert gases, H_2 , N_2 , CO_2 , and CH_4 ,” *J. Chem. Phys.* **112**, 1893–1906 (2000).
- ³⁷R. P. Feynman and A. Hibbs, *Quantum Mechanics and Path Integrals* (McGraw-Hill, New York, 1965).
- ³⁸G. Garberoglio and A. H. Harvey, “Path-integral calculation of the third virial coefficient of quantum gases at low temperatures,” *J. Chem. Phys.* **134**, 134106 (2011).
- ³⁹G. Garberoglio and A. H. Harvey, “Erratum: Path-integral calculation of the third virial coefficient of quantum gases at low temperatures,” *J. Chem. Phys.* **152**, 199903 (2020).
- ⁴⁰G. Garberoglio, “Boltzmann bias grand canonical Monte Carlo,” *J. Chem. Phys.* **128**, 134109 (2008).
- ⁴¹G. Garberoglio, M. R. Moldover, and A. H. Harvey, “Erratum: Improved first-principles calculation of the third virial coefficient of helium,” *J. Res. Nat. Inst. Stand. Technol.* **125**, 125019 (2020).
- ⁴²G. Garberoglio, “Quantum effects on virial coefficients: a numerical approach using centroids,” *Chem. Phys. Lett.* **525–526**, 19 (2012).
- ⁴³R. Kreckel, “Parallelization of adaptive MC integrators,” *Comp. Phys. Comm.* **106**, 258 (1997).
- ⁴⁴P. Czachorowski, M. Przybytek, M. Lesiuk, M. Puchalski, and B. Jeziorski, “Second virial coefficients for 4He and 3He from an accurate relativistic interaction potential,” *Phys. Rev. A* **102**, 042810 (2020).
- ⁴⁵W. Cencek, K. Patkowski, and K. Szalewicz, “Full-configuration-interaction calculation of three-body nonadditive contribution to helium interaction potential,” *J. Chem. Phys.* **131**, 064105 (2009).
- ⁴⁶W. Cencek, J. Komasa, and K. Szalewicz, “Collision-induced dipole polarizability of helium dimer from explicitly correlated calculations,” *J. Chem. Phys.* **135**, 014301 (2011).
- ⁴⁷J. Huot and T. K. Bose, “Experimental determination of the dielectric virial coefficients of atomic gases as a function of temperature,” *J. Chem. Phys.* **95**, 2683–2687 (1991).
- ⁴⁸S. Kirouac and T. K. Bose, “Polarizability and dielectric properties of helium,” *J. Chem. Phys.* **64**, 1580–1582 (1976).
- ⁴⁹M. P. White and D. Guggan, “Direct measurements of the dielectric virial coefficients of 4He between 3 K and 18 K,” *Metrologia* **29**, 37–57 (1992).
- ⁵⁰R. Hellmann, C. Gaiser, B. Fellmuth, T. Vasylytsova, and E. Bich, “Thermophysical properties of low-density neon gas from highly accurate first-principles calculations and dielectric-constant gas thermometry measurements,” *J. Chem. Phys.* **154**, 164304 (2021).
- ⁵¹P. Schwerdtfeger and A. Hermann, “Equation of state for solid neon from quantum theory,” *Phys. Rev. B* **80**, 064106 (2009).
- ⁵²R. Hellmann (Helmut-Schmidt-Universität/Universität der Bundeswehr Hamburg), (2021), private communication.
- ⁵³K. Patkowski and K. Szalewicz, “Argon pair potential at basis set and excitation limits,” *J. Chem. Phys.* **133**, 094304 (2010).
- ⁵⁴E. Vogel, B. Jäger, R. Hellmann, and E. Bich, “*Ab initio* pair potential energy curve for the argon atom pair and thermophysical properties for the dilute argon gas. II. Thermophysical properties for low-density argon,” *Mol. Phys.* **108**, 3335–3352 (2010).
- ⁵⁵W. Cencek, G. Garberoglio, A. H. Harvey, M. O. McLinden, and K. Szalewicz, “Three-body nonadditive potential for argon with estimated uncertainties and third virial coefficient,” *J. Phys. Chem. A* **117**, 7542–7552 (2013).
- ⁵⁶H. J. Achtermann, G. Magnus, and T. K. Bose, “Refractivity virial coefficients of gaseous CH_4 , C_2H_4 , C_2H_6 , CO_2 , SF_6 , H_2 , N_2 , He , and Ar ,” *J. Chem. Phys.* **94**, 5669–5684 (1991).
- ⁵⁷H. J. Achtermann, J. G. Hong, G. Magnus, R. A. Aziz, and M. J. Slaman, “Experimental determination of the refractivity virial coefficients of atomic gases,” *J. Chem. Phys.* **98**, 2308–2318 (1993).
- ⁵⁸T. K. Bose, K. Boudjarane, J. Huot, and J. M. St-Arnaud, “Refractivity virial coefficients of C_2H_4 and C_2H_4 - Ar mixtures,” *J. Chem. Phys.* **89**, 7435–7440 (1988).
- ⁵⁹M. R. Moldover and T. J. Buckley, “Reference values of the dielectric constant of natural gas components determined with a cross capacitor,” *Int. J. Thermophys.* **22**, 859–885 (2001).