

Longitudinal Analysis of Mask and No-Mask on Child Face Recognition

Praveen Kumar Chandaliya¹, Zahid Akhtar², and Neeta Nain¹

¹Malaviya National Institute of Technology Jaipur, India

²State University of New York Polytechnic Institute, USA

Abstract—Face is one of the most widely employed traits for person recognition, even in many large-scale applications. Despite technological advancements in face recognition systems, they still face obstacles caused by pose, expression, occlusion, and aging variations. Owing to the COVID-19 pandemic, contactless identity verification has become exceedingly vital. To constrain the pandemic, people have started using face mask. Recently, few studies have been conducted on the effect of face mask on adult face recognition systems. However, the impact of aging with face mask on child subject recognition has not been adequately explored. Thus, the main objective of this study is analyzing the child longitudinal impact together with face mask and other covariates on face recognition systems. Specifically, we performed a comparative investigation of three top performing publicly available face matchers and a post-COVID-19 commercial-off-the-shelf (COTS) system under child cross-age verification and identification settings using our generated synthetic mask and no-mask samples. Furthermore, we investigated the longitudinal consequence of eyeglasses with mask and no-mask. The study exploited no-mask longitudinal child face dataset (i.e., extended Indian Child Longitudinal Face Dataset) that contains 26,258 face images of 7,473 subjects in the age group of [2, 18] over an average time span of 3.35 years. Experimental results showed that problem of face mask on automated face recognition is compounded by aging variate.

I. INTRODUCTION

It is estimated that COVID-19 will last many years. Two major guidelines by US Centers for Disease Control and Prevention are contactless gathering and wearing face mask. Such guidelines seriously impact performance and security of face recognition systems [1]. In fact, US National Institute of Standards and Technology (NIST) has published a specific study on the effect of synthetic face masks on various pre- and post-COVID-19 commercial face verification algorithms. The study concluded that post-pandemic algorithms attained significant accuracy on compared to pre-pandemic algorithms [2], [3]. Also, the US Department of Homeland Security Science and Technology Directorate concluded that commercial face recognition systems' performances decline in the presence of face masks [4].

Nowadays, face recognition systems under face mask is getting much more momentum. For instance, the work in [5] evaluated verification performance on both real and synthetic masks. It was later extended in [6] to analyze the human experts and automatic recognition systems on unmasked, real masked, and synthetic mask on adult dataset. While, Mishra et al. [7] highlighted the challenges of unconstrained masked face identification in the Indian context. The 2021 masked

face recognition competitions [8] showed that top-performing solutions used variation of the ArcFace loss [9].

Besides face mask, face aging is also a vital co-variate that negatively affect automated face recognition systems, especially for child subjects. For example, Deb et al. [10] fused COTS and FaceNet scores, and attained 80.56% and 53.33% verification accuracy, respectively, for a time lapse of 1 and 3 years between enrollment and probe images for subjects of age [2–18] years old. Likewise, 77.86% Rank-1 identification performance was achieved after 1 year of elapse time. The work in [12] investigated five top performing COTS matchers, two government matchers and one open-source face recognition system on Wild Child Celebrity [12] and LFW [13] datasets, and obtained maximum of 78.20% and 85.2%, respectively, verification and Rank-1 identification accuracy. The study also showed each algorithm's negative bias towards children compared to adult face samples.

There exist several mask face datasets [14], [15], [16], [7] but they mainly contain adult faces and caucasian and north Asian demography. *To the best of our knowledge, no study has explored the combined effect of aging and mask on face recognition when the subjects are children.* Also, no prior works explicitly evaluated the *longitudinal identification* performance when probe samples are with mask and gallery samples are without mask and vice versa. Thus, this study investigated the above-mentioned directions by extending Children Longitudinal Face (CLF) [10], [11] dataset. We simulated the synthetic mask over all face images by using open source tool Masked Face-Net [14] on the children dataset while keeping faces' longitudinal nature, as also shown in Fig. 1. The main contributions of this study can be summarized as follow:

- We conduct extensive *longitudinal* performance analyses of three top academic state-of-the-art (SOA) face recognition solutions and one post-pandemic COTS system on face images of children with mask. To the best of our knowledge, no such child longitudinal study exists.
- We provide an extensive comparative evaluation of child longitudinal face verification under joint and disjoint gender with and without face mask. We also present child longitudinal face identification analyses under joint gender with three gallery vs. probe scenarios, i.e., no-mask vs. no-mask, no-mask vs mask, and mask vs no-mask. In addition, we perform a study to analyze the gender bias with eyeglasses and mask on face verification.
- A longitudinal child dataset with face samples with

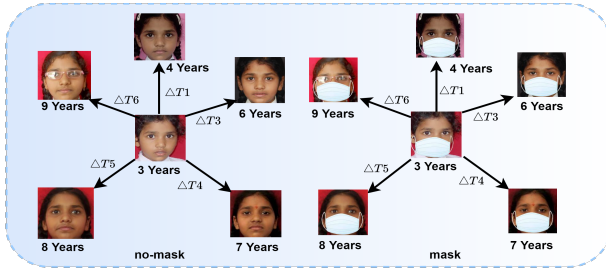


Fig. 1: Left: no-mask subject. Right: mask subject. Center image represents a enrollment image and branches are images of same subject at different ages. Here, T1, T2, T3, T4, T5, and T6 denote time lapses between enrollment and subsequent acquired images. Age at the time of image acquisition (in years) is given below each images.

synthetic masks.

- As the time lapse between gallery and probe samples increases, face recognition/identification systems performance degrades. Such declines are very large with the use of face mask together with aging.

The remainder of this paper is organized as follows. Section II details the extended longitudinal child dataset used in this study. Section III provides brief descriptions of the adopted automatic face recognition systems. Section IV presents the experimental setup. Section V discusses experimental results. Finally, the conclusion and future works are presented in Section VI.

II. LONGITUDINAL CHILDREN FACE MASK DATASET

All publicly available datasets have age range [14–80]. But there are no publicly available longitudinal masked face recognition datasets specific to children. Therefore, we used extended Children Longitudinal Face (ECLF) dataset that contains 26,258 face images of 7,473 subjects in the age group of [2, 18]. The average number of images per subject is 3, which were acquired an average over time lapse of 3.35 years. The ECLF dataset is comprised of 14,057 (53.53%) boys and 12,201 (46.48%) girls. Statistics for the dataset are shown in Table I.

To generate a synthetic mask dataset, the widely-used Multi-task Cascaded Convolution Networks (MTCNN) [17] model was adopted first to detect, crop and align faces of ECLF dataset. Then, face recognition API of Dlib toolkit was utilized to extract 68 facial landmarks on each face image. Next, mask-to-face mapping was performed with 12 mask key points. Along these lines, the mask can fit specific areas of face for each targeted image [14]. Fig. 2 shows main steps of MaskedFace dataset generation. It is worth noting that

TABLE I: Number of genuine pairs according to time lapses.

Protocol	Gender	Genuine pair					
		$\Delta T1$	$\Delta T2$	$\Delta T3$	$\Delta T4$	$\Delta T5$	$\Delta T6$
No-mask	Boys	2,528	2,622	2,372	1,470	8,11	3,38
	Girls	2,585	2,249	1,670	1,041	5,52	2,60
Mask	Boys	2,506	2,618	2,355	1,452	8,05	3,33
	Girls	2,579	2,253	1,663	1,034	5,46	2,54

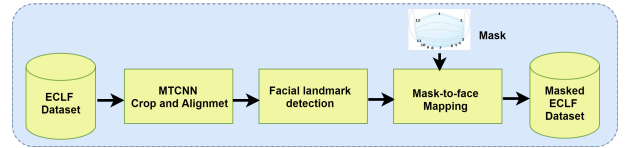


Fig. 2: Pipeline used to generated masked face dataset.

some faces of ECLF dataset were not able to be processed (1,550 boys’ and 55 girls’ images) because of larger pose and illumination. Hence, the resulting MaskedFace-ECLF contains 24,653 masked face images (12,507 boys and 12,146 girls) of 7,457 subjects (3,732 boys, 3,725 girls).

III. FACE RECOGNITION SYSTEMS

This study considered four face recognition algorithms, i.e., three are publicly available per-trained deep face recognition models (Facenet [18], Probabilistic Face Embeddings (PFE) [19], Additive Angular Margin Loss (ArcFace) [9]) and a post-COVID-19 COTS by Cognitec [20].

FaceNet: FaceNet achieved competitive verification accuracy on Labeled Face in the Wild (LFW) [13]. It uses Inception ResNet v1 model with the softmax loss. This algorithm achieved state-of-the-art face recognition performance using only 128-bytes per face.

PFE: PFE [19] was trained with 64-CNN layers on MS-Celeb-1M [21] dataset. This algorithm achieved 99.82%, 97.36% and 95.25% accuracy on LFW, Youtube Faces (YTF) [22], and IJB-A1 [23], respectively. PFE gives a distributional estimation instead of a point estimation in latent space for each input face image.

ArcFace: ArcFace [9] achieved state-of-the-art performance on various face recognition benchmarks such as LFW (99.82%) and YTF (98.02%). We employed ArcFace based on ReseNet-100 architecture that was pretrained on MS-Celeb-1M dataset [21](MS1MV2). ArcFace introduced an Additive Angular Margin Loss to improve the discriminative power of feature embeddings learned via DCNNs for face recognition model and to stabilize the training process.

COTS: FaceVACS-DBScan ID 5.6 [20] was developed by the Cognitec. We chose this COTS matcher because it has shown improved matching accuracy for faces with mask/partially obscured. Also, it has achieved one of the best performance in the NIST report [3].

IV. EXPERIMENTS SETUP

To analyze real-world scenarios of child longitudinal study with mask and no-mask, following four face recognition and identification protocols were investigated, as shown in Fig.3. **BCADGNMDV vs. CADGMDV:** This protocol evaluates cross-age face verification performance under no-mask and mask with disjoint gender influence. It is done by performing 1:1 comparison, where enrollment image (first acquired image at youngest age) is compared to subsequent face images of the same subject at greater age than enrollment. We named this protocol **Baseline Cross-Age Disjoint Gender No-Masked Verification vs. Cross-Age Disjoint Gender MaskeD Verification (BCADGNMDV vs. CADGMDV)**.

TABLE II: Longitudinal verification rate (%) of considered face recognition systems on disjoint gender without mask.

Model	Boys								Girls						
	FAR	$\Delta T1$	$\Delta T2$	$\Delta T3$	$\Delta T4$	$\Delta T5$	$\Delta T6$	Avg	$\Delta T1$	$\Delta T2$	$\Delta T3$	$\Delta T4$	$\Delta T5$	$\Delta T6$	Avg
FaceNet	$1e-2$	96.08	91.65	85.20	75.78	64.73	58.58	78.67	96.29	93.26	90.86	87.32	78.44	75.00	86.86
	$1e-3$	85.99	76.08	64.12	50.13	37.60	31.95	57.64	88.74	83.90	77.84	68.78	52.71	52.69	70.77
	$1e-4$	74.84	57.17	40.97	28.97	21.57	16.86	39.40	75.39	69.71	59.10	44.76	30.61	22.30	50.31
PFE	$1e-2$	99.84	99.80	99.57	98.84	98.02	93.12	98.20	99.72	99.51	99.52	99.61	98.36	97.30	99.00
	$1e-3$	99.80	99.58	98.48	94.55	92.60	86.39	95.23	99.69	99.33	99.28	98.94	96.55	94.23	98.00
	$1e-4$	99.36	97.86	95.02	86.32	83.23	71.59	88.89	99.53	99.07	99.04	97.50	93.11	81.92	95.03
ArcFace	$1e-2$	99.84	99.80	99.74	99.45	98.99	97.92	99.29	99.76	99.51	99.58	99.71	98.73	98.08	99.23
	$1e-3$	99.84	99.69	99.53	99.25	97.65	95.56	98.58	99.72	99.42	99.52	99.32	98.55	96.69	98.87
	$1e-4$	99.60	99.46	99.03	97.41	95.19	92.01	97.12	99.69	99.37	99.40	99.13	96.55	91.92	97.68
COTS	$1e-2$	99.92	99.96	99.74	99.52	99.50	99.11	99.63	99.77	99.51	99.69	99.51	98.95	98.06	99.24
	$1e-3$	99.88	99.80	99.62	99.52	99.52	97.92	99.21	99.69	99.42	99.54	99.13	97.90	96.51	98.69
	$1e-4$	99.72	98.20	99.49	98.29	95.68	95.26	97.77	99.65	99.24	99.07	99.27	96.85	93.79	97.81
Avg	$1e-4$	92.38	88.17	83.62	77.75	73.91	68.93	80.79	93.57	91.85	89.15	84.92	79.28	72.48	85.21

BCAJGNMDV vs. CAJGMDV: To compare joint effect of gender and aging with mask and no-mask, we used same 1:1 cross-age verification strategy as in (BCADGNMDV vs. CADGMDV) but with joint gender. We named this cross-age protocol as **Baseline Cross-Age Joint Gender No-MaskeD Verification vs. Cross-Age Joint Gender MaskeD Verification (BCAJGNMDV vs. CAJGMDV)**.

BCANMDG&NMDPI vs. CANMDG&MDPI and BCANMDG&NMDPI vs. CAMDG&NMDPI: This protocol simulates two real time identification cases: (i) time of re-opening school and (ii) missing child recognition in pandemic. In former case, the gallery set faces were with no-mask and the probe set faces were with mask. We perform cross-age identification comparison between all gallery enrollment samples of all subjects and probe non-enrollment samples. Particularly, we conduct joint gender 1: N close-set **Baseline Cross-Age No-MaskeD Gallery and No-MaskeD Probe Identification vs. Cross-Age No-MaskeD Gallery and MaskeD Probe Identification (BCANMDG&NMDPI vs. CANMDG&MDPI)**. In latter case, the gallery set faces were with mask and the probe set faces were with no-mask. We conduct joint gender 1: N close-set

Baseline Cross-Age No-MaskeD Gallery and No-MaskeD Probe Identification vs. Cross-Age MaskeD Gallery and No-MaskeD Probe Identification (BCANMDG&NMDPI vs. CAMDG&NMDPI).

BENMDGV vs. EMDGV: This protocol analyzes the effect of eyeglass with no-mask and mask face longitudinal verification performance. We perform 1:1 comparison between **Baseline Eyeglass No-MaskeD Disjoint Gender Verification vs. Eyeglass MaskeD Disjoint Gender Verification (BENMDGV vs. EMDGV)**.

V. EXPERIMENTAL RESULTS

In this section, we present the cross-age verification, cross-age identification, and verification performance achieved by the 4 automatic face recognition systems (AFRS).

A. BCADGNMDV vs. CADGMDV

In Table II, we report results of longitudinal verification rate of face recognition systems with gender disjoint and without mask. Several observations can be obtained from Table II. For instance, at 1% FAR operating point, the average accuracy over $\Delta T1$ to $\Delta T6$ for boys ranges from 78.67% (by FaceNet) to 99.63% (by COTS). Whereas, it ranges from 86.86% (by FaceNet) to 99.24% (by COTS) for girls. As the age time lapse between gallery and probe samples increases, the accuracy of face systems decreases, e.g., the COTS verification rates with 0.01% FAR operating point for boys are 99.72% at $\Delta T1$ and 95.26% at $\Delta T6$. Based on majority voting, we can state that all considered face systems achieved better performances for girls than boys under all-time lapses. For example, the average accuracies with 0.01% FAR operating point of boys and girls at $\Delta T3$ are 83.62% and 89.15%, respectively. Similar face systems' bias towards girls/females was reported in [10]. Moreover, we analyzed the skin tones of boys and girls by selecting a 3×3 patch from forehead of the subject, then we averaged the patch values as a skin tone indicator. The average skin tone indicator for boys and girls, in the used dataset, is 166.07 and 176.59, respectively. Namely, the girls' skin tones are lighter than boys, and it has been reported in many studies, e.g., [24], that face systems attain better performances on lighter skin subjects. Also, we found that more boy subjects

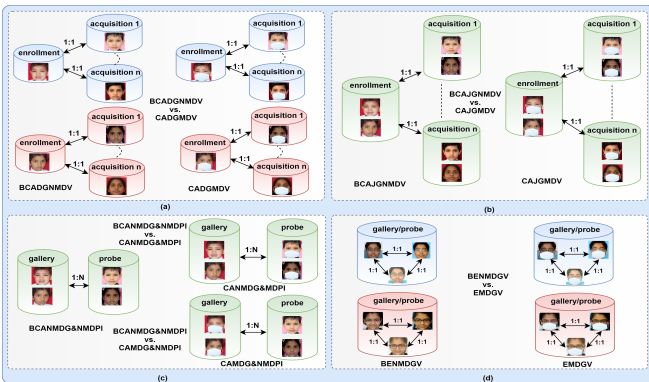


Fig. 3: Four protocols of child longitudinal study with and without mask. (a) BCADGNMDV vs. CADGMDV, (b) BCAJGNMDV vs. CAJGMDV, (c) BCANMDG&NMDPI vs. CANMDG&MDPI and BCANMDG&NMDPI vs. CAMDG&NMDPI and (d) BENMDGV vs. EMDGV.

TABLE III: Longitudinal verification rate (%) of considered face recognition systems on disjoint gender with mask.

Model	Boys								Girls						
	FAR	$\Delta T1$	$\Delta T2$	$\Delta T3$	$\Delta T4$	$\Delta T5$	$\Delta T6$	Avg	$\Delta T1$	$\Delta T2$	$\Delta T3$	$\Delta T4$	$\Delta T5$	$\Delta T6$	Avg
FaceNet	$1e-2$	80.01	70.05	57.09	48.90	39.50	35.73	55.21	84.47	79.36	78.80	66.15	56.22	56.29	70.22
	$1e-3$	57.14	44.65	30.72	23.41	16.52	13.81	31.04	66.53	57.83	50.51	43.23	31.31	27.95	46.23
	$1e-4$	35.39	24.25	13.24	9.02	5.96	5.7	15.59	46.62	39.10	24.13	22.14	14.46	8.26	25.79
PFE	$1e-2$	98.16	96.75	92.39	86.23	78.26	74.47	87.71	98.83	97.99	98.02	96.42	90.84	88.97	95.17
	$1e-3$	94.37	89.38	80.47	69.83	59.50	52.85	74.40	96.77	93.90	92.12	88.78	77.83	74.80	87.37
	$1e-4$	87.15	78.53	64.52	49.17	42.23	35.73	59.55	90.99	87.06	83.34	74.37	60.62	55.90	75.38
ArcFace	$1e-2$	99.20	98.66	97.35	94.62	90.55	87.09	94.58	99.65	98.97	98.85	98.64	96.57	92.91	97.60
	$1e-3$	97.32	94.72	89.57	83.74	75.40	67.86	84.76	98.82	97.46	96.51	95.26	87.91	83.46	93.24
	$1e-4$	93.25	87.66	78.71	65.28	59.62	49.55	72.35	96.12	94.04	91.70	85.78	72.89	67.71	84.71
COTS	$1e-2$	99.40	98.39	97.55	96.87	96.25	95.18	97.27	99.76	99.15	99.09	99.12	97.46	96.05	98.44
	$1e-3$	97.95	96.01	91.87	88.07	86.88	85.54	91.05	97.74	98.16	97.58	96.50	93.21	92.88	96.01
	$1e-4$	94.42	90.88	82.92	73.64	73.07	72.89	81.30	95.41	95.89	94.01	91.26	89.46	86.95	92.16
Avg	$1e-4$	77.55	70.33	59.85	49.28	45.22	40.97	57.20	82.28	79.02	73.30	68.39	59.35	54.71	69.51

are with eyeglasses than girls that may be another variate negatively impacting the face systems. Among FaceNet, PFE, ArcFace and COTS face systems, COTS outperformed others consistently for all time lapses. However, among three academic face systems, FaceNet and ArcFace, respectively, achieved worst and best performances, because FaceNet uses softmax loss function which is known for not being capable of discriminating hard pairs. Whereas, ArcFace is based on additive angular margin loss that simultaneously enhances the intra-class compactness and inter-class discrepancy.

Similar observations can be seen in Table III for CADG-MDV experiment. Besides, we can notice in Tables II and III that face mask decreases the performances of face systems. For example, the average verification rates at 1% FAR operating point using PFE for girls without and with mask, respectively, are 99.0% and 95.17%. Also, it is evident that face mask with aging leads to a greater performance degradation than only with mask, e.g., for boys without mask, the average verification rate with 0.01% FAR operating point at $\Delta T1$ is 92.38%, while it is 40.97% with mask at $\Delta T6$.

B. *BCAJGNMDV* vs. *CAJGMDV*

Table IV shows the results of joint gender when both probe and gallery samples are without mask ('Boys and Girls with No-Mask') and when both probe and gallery samples are with mask ('Boys and Girls with Mask'). It can be seen in

Table IV that the performances of the systems are optimal when the acquisition time delay between probe and gallery is small (i.e., time lapse $T1$). Also, the face systems attained lower cross-age verification performance when both probe and gallery samples are with mask than when both probe and gallery samples are without mask.

C. *BCANMDG&NMDPI* vs. *CANMDG&MDPI* and *BCANMDG&NMDPI* vs. *CAMDG&NMDPI*

In Table V, we report the results of longitudinal closed-set identification rate of face systems on no-mask vs. no-mask, no-mask vs. mask and mask vs. no-mask scenarios. The mask vs. no-mask is representation of gallery vs. probe situation, where a missing child's photo is only with mask (i.e., gallery sample) and after some years it is being compared with no-mask probe sample. We can see in the Table V that, like in verification, the identification's performance decreases with increase in time lapses, but the rate of degradation is smaller. Moreover, the identification accuracy suffers from mask as well as compound effect of mask and aging, e.g., FaceNet at $\Delta T1$ attained 85.31% Rank-1 accuracy in no-mask vs. no-mask, whereas it reached 28.11% at $\Delta T6$ in no-mask vs. mask. In Table V, in both no-mask vs. mask and mask vs. no-mask settings, performances varies based on the face algorithms. Moreover, the results show that on an average the mask vs. no-mask scenario achieved better accuracy than

TABLE IV: Longitudinal verification rate (%) of face recognition systems on joint gender with and without mask.

Protocol	Boys and Girls with No-Mask								Boys and Girls with Mask						
	FAR	$\Delta T1$	$\Delta T2$	$\Delta T3$	$\Delta T4$	$\Delta T5$	$\Delta T6$	Avg	$\Delta T1$	$\Delta T2$	$\Delta T3$	$\Delta T4$	$\Delta T5$	$\Delta T6$	Avg
FaceNet	$1e-2$	96.94	94.24	90.37	83.47	73.37	68.89	84.55	84.48	77.48	68.96	60.22	49.51	48.55	64.87
	$1e-3$	89.57	82.03	73.33	61.69	46.73	43.31	66.11	65.19	55.20	43.40	34.79	23.61	23.50	40.95
	$1e-4$	77.08	65.55	52.20	39.54	26.85	25.25	47.75	44.56	33.05	23.02	16.85	10.51	10.22	23.04
PFE	$1e-2$	99.78	99.65	99.62	99.40	98.46	96.48	98.90	98.89	97.80	95.54	91.67	85.49	83.30	92.12
	$1e-3$	99.76	99.55	99.03	97.53	94.64	90.96	96.91	96.30	93.06	87.33	80.25	68.39	64.22	81.59
	$1e-4$	99.59	98.70	97.37	92.47	88.48	78.76	92.56	90.37	84.70	74.91	62.83	58.18	46.67	69.61
ArcFace	$1e-2$	99.80	99.67	99.67	99.60	99.19	98.32	99.38	99.52	98.99	98.43	97.18	94.81	91.14	96.68
	$1e-3$	99.78	99.60	99.57	99.32	98.16	96.48	98.82	98.26	96.75	93.72	90.38	82.01	77.51	89.77
	$1e-4$	99.72	99.50	99.25	98.56	96.47	94.14	97.94	95.24	91.72	85.39	78.64	66.69	59.79	79.58
COTS	$1e-2$	99.92	99.86	99.80	99.71	99.48	98.99	99.62	99.70	99.16	98.86	97.65	95.21	94.42	97.50
	$1e-3$	99.86	99.73	99.65	99.32	97.94	97.48	98.99	98.63	97.55	95.44	92.78	88.92	88.44	93.63
	$1e-4$	99.69	99.44	99.00	97.80	93.08	92.60	96.94	90.11	93.34	90.08	84.75	78.44	77.13	85.64
Avg	$1e-4$	94.02	90.80	86.96	82.10	76.22	72.69	83.79	80.07	75.70	68.35	60.77	53.46	48.45	64.47

TABLE V: Longitudinal closed-set identification rate (%) of joint gender face recognition systems on (gallery vs. probe) no-mask vs. no-mask, no-mask vs. mask and mask vs. no-mask.

Protocol	No-mask vs. No-mask								No-mask vs. Mask								Mask vs. No-mask							
	Model	Rank	$\Delta T1$	$\Delta T2$	$\Delta T3$	$\Delta T4$	$\Delta T5$	$\Delta T6$	Avg	$\Delta T1$	$\Delta T2$	$\Delta T3$	$\Delta T4$	$\Delta T5$	$\Delta T6$	Avg	$\Delta T1$	$\Delta T2$	$\Delta T3$	$\Delta T4$	$\Delta T5$	$\Delta T6$	Avg	
FaceNet	R-1	85.31	78.95	71.21	65.87	56.73	61.20	69.68	31.09	28.26	25.08	22.42	20.86	28.11	25.97	33.72	29.28	23.25	22.71	20.78	24.53	24.11		
PFE	R-1	98.88	99.06	98.53	98.07	96.32	93.97	97.47	88.86	83.50	81.14	77.93	75.41	76.66	80.58	91.50	88.69	85.55	80.32	78.17	79.73	84.85		
ArcFace	R-1	99.41	99.33	99.03	98.80	97.86	96.49	98.49	95.43	93.62	91.08	88.36	85.47	87.90	89.98	92.21	90.72	85.95	80.81	75.78	75.64	83.52		
COTS	R-1	98.27	99.09	98.66	98.54	97.64	96.99	98.20	90.47	89.26	86.62	83.64	75.86	78.53	84.07	94.06	93.89	90.57	86.91	82.93	79.89	88.04		
Avg	R-1	95.48	94.11	91.86	90.32	87.14	87.16	91.01	76.46	73.66	70.98	67.59	64.40	67.80	70.15	77.87	75.65	71.32	67.69	64.41	64.95	70.13		

no-mask vs. mask setting. All in all, ArcFace and COTS achieved comparative performances in identification mode.

D. BENMDGV vs. EMDGV

The main objective of this experiment is to study gender bias with eyeglasses and mask on face verification. Out of 26,258 images in ECLF dataset, only 1,718 images from 396 boy and 346 girl subjects are with eyeglasses. For fairness, we selected 2,22 subjects for each boy and girl group, where 88 subjects are with 2 images, 70 with 3 images, 46 with 4 images and 18 with 5 images. We can observe in Table VI that even though boys and girls subjects are with eyeglasses but for girls the face systems achieved higher performances in both no-mask+eyeglass (i.e., both template and query are without mask) and mask+eyeglass (i.e., both template and query are with mask) setting. For example, COTS procured 99.60% and 100% (for no-mask) and 81.28% and 94.42% (for mask) at FAR 0.01% for boys and girls, respectively. It is also easy to see that mask+eyeglasses lessen the accuracies of the systems, e.g., FaceNet accuracy diminished from 68.70% to 27.29% for boys. For eyeglass+(no-)mask, COTS performed better than ArcFace.

VI. CONCLUSION AND FUTURE WORK

Driven by the COVID-19 pandemic and subsequent face mask conformity, this paper, contrary to prior works, investigated the impact of aging with face mask on child subject recognition. Particularly, the empirical efficacy of three publicly available SOA face matchers and a post-COVID-19 COTS system was conducted under face masked children cross-age verification and identification scenarios. This study assembled longitudinal Indian children (i.e., boys and girls aged from 2 to 18) cohorts database with synthetic masks, and showed that face systems' performances are severely deteriorated by aging with masks. Moreover, the study found that accuracy of face systems is affected by mask with eyeglasses. Also, the recognition/identification levels of girls in the used dataset appear to be higher than boys. Future

TABLE VI: Verification rate (%) of disjoint gender face systems on no-mask with eyeglasses and mask with eyeglasses.

Protocol	Gender	FaceNet		PFE		ArcFace		COTS		Avg
		FAR	$1e-3$ $1e-4$	$1e-3$ $1e-4$	$1e-3$ $1e-4$	$1e-3$ $1e-4$	$1e-3$ $1e-4$	$1e-3$ $1e-4$	$1e-3$ $1e-4$	
No-mask+ Eyeglass	Boys	68.70	48.80	99.34	96.55	100.0	99.73	99.86	99.60	86.17
	Girls	81.83	66.57	99.47	98.54	100.0	99.86	100.0	100.0	91.24
Mask+ Eyeglass	Boys	27.29	11.85	78.02	58.45	85.08	69.24	90.45	81.28	55.21
	Girls	49.07	27.58	89.65	77.58	96.15	87.93	97.47	94.42	71.88

works will be focused on creating large longitudinal child database with different ethnicities and real masks, developing face recognition models that are inherently robust to face mask with aging, and investigating face mask with aging as face presentation attacks.

VII. ACKNOWLEDGMENTS

This work was supported by the Ministry of Electronics and Information Technology (MeitY), Government of India, under Grant No. 4 (13)/2019-ITEA. We gratefully acknowledge the support of NVIDIA Corporation with the donation of the TITAN V GPU used in this research. We are also grateful to Cognitec with the donation of the FaceVACS-DBScanID5.6 software for this work.

REFERENCES

- [1] CDC. <https://www.cdc.gov/coronavirus/2019-ncov/community/schools-childcare/k-12-guidance.html>.
- [2] M. Ngan, P. Grother, and K. Hanaoka. "Part6A: Face recognition accuracy with masks using pre-covid-19 algorithms", *Ongoing Face Recognition Vendor Test*, pp. 1-55, 2020.
- [3] M. Ngan, P. Grother, K. Hanaoka. "Part6B: Face recognition accuracy with face masks using post-covid-19 algorithms", *Ongoing Face Recognition Vendor Test*, pp. 1-87, 2021.
- [4] J. H. Arun Vemury, Jacob Hasselgren. "Matching system results for the 2020 biometric technology rally", pp. 1-5, 2020.
- [5] N. Damer and et al. "Extended evaluation of the effect of real and simulated masks on face recognition performance" *IET Biometrics*, pp. 1-5, 2021.
- [6] N. Damer and et al. "Masked face recognition: Human vs. machine" *ArXiv*, pp. 1-17, 2021.
- [7] S. Mishra, P. Majumdar, R. Singh, and M. Vatsa. "Indian masked faces in the wild dataset" *ArXiv*, pp 1-5, 2021.
- [8] F. Boutros, N. Damer, and e. a. Kolf. "MFR 2021: Masked face recognition competition" *IJCB*, pp 1-5, 2021.
- [9] J. Deng, J. Guo, X. Niannan, and S. Zafeiriou. "Arcface: Additive angular margin loss for deep face recognition" *CVPR*, pp 1-8, 2019.
- [10] D. Deb, N. Nain, and A. K. Jain. "Longitudinal study of child face recognition" *ICB*, pp 225-232, 2018.
- [11] P. K. Chandaliya and N. Nain. "Child Face Age Progression and Regression using Self-Attention Multi-Scale Patch GAN" *IEEE/CVF IJCB*, pp 1-8, 2021.
- [12] N. Srinivas, K. Ricanek, D. Michalski, D. S. Bolme, and M. King. "Face recognition algorithm bias: Performance differences on images of children and adults" *CVPRW*, pp 2269-2277, 2019.
- [13] G. B. Huang, M. Ramesh, T. Berg, and E. Learned-Miller. "Labeled faces in the wild: A database for studying face recognition in unconstrained environments" *Technical Report* pp 07-49, 2007.
- [14] A. Cabani, K. Hammoudi, H. Benhabiles, and M. Melkemi. "Maskedface-net - a dataset of correctly/incorrectly masked face images in the context of covid-19" *Smart Health*, pp 1-12, 2021.
- [15] N. Damer and et al. "The effect of wearing a mask on face recognition performance: an exploratory study" *BIOSIG*, pp 1-6, 2020.
- [16] Z. Wang, G. Wang, B. Huang, Z. Xiong, and et al. "Masked face recognition dataset and application" *ArXiv*, pp 1-8, 2020.
- [17] K. Zhang, Z. Zhang, Z. Li, and Y. Qiao. "Joint face detection and alignment using multitask cascaded convolutional networks" *IEEE Signal Processing*, pp 1499-1503, 2016.
- [18] F. Schroff, D. Kalenichenko, and J. Philbin. "Facenet: A unified embedding for face recognition and clustering" *CVPR*, pp 1-10, 2015.

- [19] Y. Shi, and A. K. Jain. “Probabilistic face embeddings” *ICCV*, pp 1–8, 2019.
- [20] FaceVACSDBScanID 5.6.0. <https://www.cognitec.com/facevacs-dbscan-id.html>.
- [21] Y. Guo, L. Zhang, Y. Hu, X. He, and J. Gao. “Ms-celeb-1m: A dataset and benchmark for large-scale face recognition” *ECCV*, pp 1–17, 2016.
- [22] L. Wolf, T. Hassner, and I. Maoz. “Face recognition in unconstrained videos with matched background similarity” *CVPR*, pp 529–534, 2011.
- [23] B. F. Klare and et al. “Pushing the frontiers of unconstrained face detection and recognition: larpa janus benchmark a” *CVPR*, pp 1931–1939, 2015.
- [24] T. Sixta, J. C. J. Junior, P. Buch-Cardona, E. Vazquez, and S. Escalera. “Fairface challenge at eccv 2020: Analyzing bias in face recognition” *ECCV*, pp 463–481, 2020.