

On the Performance of Multihop THz Wireless System Over Mixed Channel Fading with Shadowing and Antenna Misalignment

Pranay Bhardwaj, *Graduate Student Member, IEEE* and S. M. Zafaruddin, *Senior Member, IEEE*

Abstract

The existing relay-assisted terahertz (THz) wireless system is limited to dual-hop transmission with pointing errors and short-term fading without considering the shadowing effect. This paper analyzes the performance of a multihop-assisted backhaul communication mixed with an access link under the shadowed fading with antenna misalignment errors. We derive novel probability density and distribution functions of the signal-to-noise ratio (SNR) of the multihop link employing channel-assisted (CA) and fixed-gain (FG) amplify-and-forward (AF) relaying for each hop by considering independent but not identically distributed (i.n.i.d) α - μ fading channel with pointing errors. We present analytical expressions for the outage probability and average bit-error-rate (BER) and develop asymptotic analysis in high SNR regime to derive the diversity order for both CA-multihop and FG-multihop backhaul links. We use the derived results of the multihop systems to analyze the statistical performance of the integrated backhaul-access relaying for both uplink and downlink transmission considering the generalized- K shadowed fading model in the access link. We also present exact and asymptotic expressions of the outage probability for the considered mixed system. We perform computer simulations to provide design and deployment aspects of employing multiple relays to enhance THz wireless transmissions.

Index Terms

AF relays, average BER, multihop relaying, outage probability, pointing errors, shadowing, terahertz (THz) communications.

The authors are with the Department of Electrical and Electronics Engineering, Birla Institute of Technology and Science, Pilani, Pilani-333031, Rajasthan, India; Email: {p20200026, syed.zafaruddin}@pilani.bits-pilani.ac.in.

This work was supported in part by the Science and Engineering Research Board (SERB), Government of India, under MATRICS Grant MTR/2021/000890 and Start-up Research Grant SRG/2019/002345.

I. INTRODUCTION

Terahertz (THz) communication is emerging as a viable technology for 6G wireless networks. The THz band (0.3 to 3 THz) has a large unlicensed bandwidth to deliver massive data rates with low latency and improved security [1]–[6]. High-speed THz connectivity can be set in hard-to-access terrains more efficiently compared to the infrastructure-based fiber-optic wireline link. Although THz wireless transmission has a great potential to be a major disruptive technology, it suffers from higher atmospheric attenuation caused by molecular absorption, hardware impairments, and misalignment errors when the transmit and receive antennas do not align for line-of-sight (LOS) transmissions limiting the physical range of communication significantly. Hence, it is desirable to devise methods for extending the communication range of THz wireless systems under adverse propagation conditions such as higher path loss, misalignment errors, and the shadowing effect between the source and destination.

Cooperative relaying is a potential technique to extend the communication range and improve the quality of system performance. The popular amplify-and-forward (AF) and decode-and-forward (DF) relaying schemes have been extensively investigated for radio-frequency (RF) [7]–[16] and free-space optics (FSO) [17]–[23] over various fading scenarios. Fixed-gain (FG) and channel-assisted (CA) are two practical approaches for AF relaying. In the FG relaying, the statistical information of the received signal from the previous hop is used to control the gain of the relay. Moreover, the near-optimal CA relaying computes the gain by inverting the channel without considering the effect of noise.

Recently, there has been an increased research interest for mixed dual-hop THz relaying systems [24]–[30]. In [24], the average bit-error-rate (BER) performance of a DF-assisted THz-RF link in a backhaul-broadband access framework is studied over α - μ fading. The α - μ is a generalized short-term fading model which includes Weibull, negative exponential, Nakagami- m , and Rayleigh distribution as a special case [31]. Recent experiment campaigns validates α - μ distribution for the short term fading in THz link at a 152 GHz carrier frequency for a link length within 50m [32], [33]. In our recent paper [26], we developed analytical expressions of average signal-to-noise ratio (SNR), ergodic capacity, outage probability, and average BER considering asymmetric fading conditions for both THz and RF links with real-valued μ . To extend the range of THz transmissions, dual-hop relaying has been investigated [28]–[30]. In [28], [29], the authors analyzed the performance of a dual-hop THz-THz backhaul system employing the

DF protocol with α - μ fading model with pointing errors for both the links. Considering similar fading distributions, the FG relaying was studied for the dual-hop THz-THz system [30].

In the aforementioned and related research, relaying is limited to dual-hop, and the access link operates over conventional RF frequencies. It is expected that the high bandwidth THz transmissions can be employed for 6G radio access network (RAN). Although the THz radio is immune to atmospheric turbulence and adverse weather conditions than the FSO technology, it is susceptible to human movement between the transmitter and the receiver leading to dynamic shadowing [34], [35]. In [35], the generalized- K fading distribution is adopted to model the THz transmissions in the access link. However, the effect of pointing errors is not considered in [35] for a better estimate of the THz performance. Moreover, the multihop THz system extending the range of backhaul link has not been studied in the related literature to the best of the authors' knowledge. It is well-known that analyzing the performance of multihop transmissions, even for single-parameter RF fading distributions is challenging, especially when multihop links are assisted by the AF relaying. In general, the performance of multihop-assisted AF relaying is approximated by expressing the resultant SNR as the product of SNR of individual links using the inequality of harmonic and geometric mean. Further, the method of induction (generalization for N hops realized through expressions derived for the first few hops) is applied to derive the probability density function (PDF), and thereby cumulative distribution function (CDF) of the multihop system [18]. Note that the mathematical induction method is not applicable for THz transmissions under the combined effect of α - μ fading with pointing errors and requires novel approaches for its statistical analysis. Moreover, it is desirable to derive exact analytical expressions of a CA relaying, which serves as a benchmark for all practical multihop systems employing AF relays [18].

In this paper, we analyze the performance of a multihop-assisted backhaul mixed with a shadowed access link over the THz band for both uplink and downlink transmissions. We consider the AF relaying for the multihop system and employ DF and AF protocols to interface with the radio access link for uplink and downlink, respectively. We consider the generalized i.i.d. α - μ fading distribution for the multihop link and the composite generalized- K shadowed fading for the radio access link, both under the combined effect of pointing errors. We list the major contributions of the paper as follows:

- We derive novel PDF and CDF of the end-to-end SNR of the multihop backhaul link employing CA relaying for each hop.

- We develop an upper bound for the FG relaying based multihop transmission by deriving the exact PDF of the product of N i.i.d. random variables that are distributed according to the product of α - μ fading and pointing errors.
- Using the derived statistical results, we analyze the outage probability and average BER performance for CA-multihop and FG-multihop systems. We also analyze the multihop transmissions for some special cases of the THz channel and present an asymptotic analysis in high SNR regime for a better insight into the system behavior.
- We develop statistical results of an all FG-relayed downlink transmission by employing the FG protocol in the last hop to mix the FG-multihop and access link in terms of the bivariate Fox's H-function. We analyze the $N + 1$ -hop downlink system by deriving upper bounds on the outage probability and average BER. Note that our derived analytical expressions become exact for a single-relay ($N = 1$) system resulting in a typical dual-hop mixed transmission. We also analyze the performance of uplink transmission by employing the DF relaying protocol in the first hop to mix the access link and CA-multihop.
- We derive asymptotic expressions of the outage probability and average BER in high SNR region and develop diversity order to provide design aspects of channel and system parameters for the integrated backhaul-access relaying transmissions.
- We validate the derived analysis using Monte-Carlo simulations and demonstrate the significance of multihop relaying to extend the communication range for THz wireless transmissions under the effect of fading, pointing error, and shadowing.

Related Works

There has been increased research interest in evaluating the performance of relay-assisted THz wireless systems considering realistic propagation environments [24], [26]–[28], [30], [36]–[40]. The dual-hop THz transmission was studied in [24]–[28], [30]. In [40], the authors presented a hybrid precoding design for the dual-hop multiple-input multiple-output (MIMO) THz network. However, there is limited research in multihop THz communications. In [41], an energy-efficient multihop routing protocol for the THz wireless nano-sensor network has been proposed. The authors in [42] investigate the beam-forming techniques for multihop reconfigurable intelligent surfaces (RIS) empowered THz communications over Rician fading.

On the other hand, there has been an extensive research on the AF-assisted multihop transmission for RF systems [7]–[12], [14] and FSO systems with pointing errors [17]–[20], [22], [23].

TABLE I: Literature on relay-assisted THz wireless systems

Reference	Relaying Model	Relaying Protocol	Fading Model
[24]	Mixed THz-RF	Dual-hop DF	i.i.d. α - μ model for both the links.
[26]	Mixed THz-RF	Dual-hop DF	i.ni.d. α - μ model for both the links.
[27]	Mixed THz-RF	Dual-hop FG	α - μ model for THz link and α - κ - μ shadowed fading for the RF.
[30]	THz-THz	Dual-hop FG	i.ni.d. α - μ model for both the links.
This paper	Multihop THz	CA-multihop and FG-multihop	i.ni.d. α - μ model for each hop.
	Mixed Multihop THz-THz	Uplink with DF; Downlink with FG	i.ni.d. α - μ and generalized- K fading.

The authors in [7] and [17] analyzed the exact outage probability of CA-multihop transmissions over Nakagami- m and Gamma-Gamma fading channels, respectively. In [8], the authors used the method of induction to derive bounds on the performance of CA and FG assisted multihop transmissions over Nakagami- m fading channels. Similarly, the method of induction was used to derive bounds on the performance of CA and FG-assisted multihop transmissions for FSO systems with Gamma-Gamma atmospheric turbulence and pointing errors [18]. In [20], an exact PDF of FG-assisted multihop transmission for an FSO system with double generalized Gamma with pointing errors was presented by generalizing the analysis for N hops using the results obtained up to three hops. To this end, it should be mentioned that there is an extensive literature on the DF-based multihop relaying [13], [15], [16], [21], [22], [43]. However, the DF system requires each hop's channel state information (CSI) for decoding. In [43], the DF relaying was used in each hop for the mixed system consisting of multihop-assisted FSO and a single RF link.

In the light of related literature, it is desirable to realize a mixed wireless link consisting of backhaul/fronthaul and broadband access network both over THz wireless technology where each hop of transmission being integrated using low complexity relaying protocols. It should be mentioned that the propagation characteristics and application scenarios for THz are different from other state-of-the-art technologies such as RF and FSO.

Notations: The notation $(\cdot)_N$ and $(\cdot)_A$ denotes the N -hop backhaul link and the access link, respectively. $\mathbb{E}[\cdot]$ indicates the average value of a random variable and $\Gamma(a, t) = \int_t^\infty s^{a-1} e^{-s} ds$ denotes the upper incomplete Gamma function. $G_{p,q}^{m,n}(\cdot|\cdot)$ and $H_{p,q}^{m,n}(\cdot|\cdot)$ denotes Meijer's G and

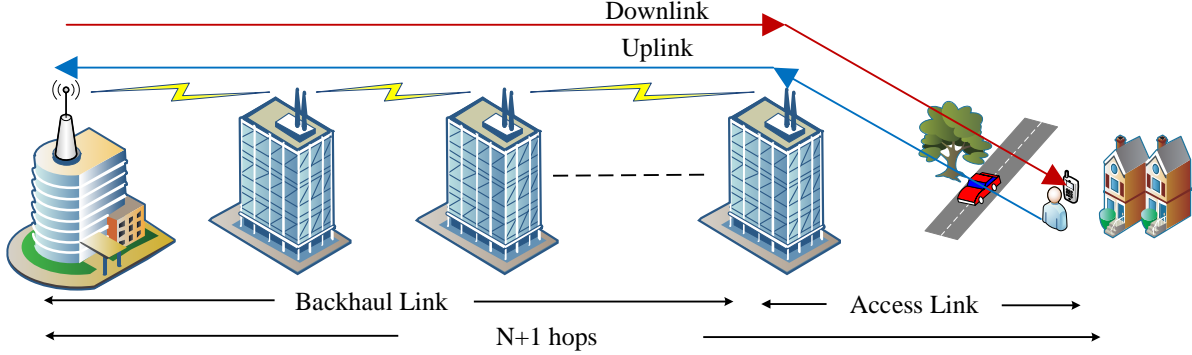


Fig. 1: Multihop relay-assisted backhaul transmissions integrated with shadowed access link.

Fox's H-functions, respectively.

II. SYSTEM MODEL

We consider a multihop-assisted backhaul transmission mixed with a broadband access link, both operating in the THz band. The transmission system consists of $N+1$ hops from the source (S) to the destination (D), where N hops correspond to the backhaul connectivity and a single link of the access network, as shown in Fig. 1. We consider both uplink and downlink scenarios: signal transmission from the access node to the backhaul in the uplink and backhaul to the access node in the downlink transmission.

We consider i.n.i.d. α - μ distributed fading parameters $\{\alpha_i, \mu_i\}_{i=1}^N$ combined with pointing errors and deterministic path loss to model the channel of each hop of the backhaul THz link. Using AF relaying protocol and denoting G_i as the gain of i -th relay with $G_0 = 1$, the received signal at the N -th relay is given by [18]¹:

$$y_N = \prod_{i=1}^N G_{i-1} h_i x + \sum_{i=1}^{N-1} w_i \left(\prod_{j=i}^{N-1} G_j h_{j+1} \right) + w_N \quad (1)$$

where x is the transmitted signal with power P_i and w_i is the additive white Gaussian noise (AWGN) of the i -th relay with variance $\sigma_{w_i}^2$ and w_N is the AWGN of the N -th relay. The channel coefficient of the i -th hop is given as $h_i = h_{l_i} h_{p_i} h_{f_i}$, which includes the path gain h_{l_i} , short-term fading h_{f_i} , and pointing errors h_{p_i} . The path gain for the i -th link is $h_{l_i} = \frac{c\sqrt{G_t G_r}}{4\pi f d_i} \exp\left(-\frac{1}{2} k_i d_i\right)$,

¹There is a typo error in equation (17) [18]. In the second term of R.H.S., the product range should be from $j = i$ to $j = N - 1$.

where c is the speed of light, G_t and G_r are the gains of transmitting and receiving antennas, respectively, f is the frequency of operation, k_i is the absorption coefficient and d_i denotes the link distance of the i -th hop such that $d_1 = \sum_{i=1}^N d_i$ is the total distance of the backhaul link.

We use the zero boresight statistical model for the pointing errors h_{p_i} with PDF [44]:

$$f_{h_{p_i}}(h_p) = \frac{\phi_i^2}{S_i^{\phi_i^2}} h_p^{\phi_i^2-1}, 0 \leq h_p \leq S, \quad (2)$$

where S_i and ϕ_i depict pointing error parameters for the i -th power. Here, the term S_i denotes the fraction of collected power when the transmitter and receiver antennas are perfectly aligned, and ϕ_i denotes the ratio of normalized beam-width to the standard deviation of the jitter.

Using (2) and the PDF of α - μ distribution [31, eq. (1)], the PDF of $h_{p_i f_i} = h_{p_i} h_{f_i}$, which combines the effect of short-term fading and pointing errors is presented in [24]:

$$f_{|h_{p_i f_i}|}(x) = A_i x^{\phi_i-1} \Gamma(B_i, C_i x^{\alpha_i}) \quad (3)$$

where $A_i = \frac{\phi_i S_i^{-\phi_i} \mu_i^{\frac{\phi_i}{\alpha_i}}}{\Omega_i^{\phi_i} \Gamma(\mu_i)}$, $B_i = \frac{\alpha_i \mu_i - \phi_i}{\alpha_i}$ and $C_i = \frac{\mu_i}{\Omega_i^{\alpha_i}} S_i^{-\alpha_i}$. Here, α_i and μ_i are the distribution parameter of the i -th link. Ω_i is the α_i root-mean value of the fading channel envelope. We denote instantaneous SNR of the i -th link as $\gamma_i = \gamma_i^0 |h_i|^2$, where $\gamma_i^0 = \frac{P_i |h_{i1}|^2}{\sigma_{wi}^2}$ is the average SNR of the i -th link. Applying the transformation of random $\gamma_i = \gamma_i^0 |h_i|^2$ and representing the incomplete Gamma function using Meijer's G-function, the PDF of the SNR for the i -th hop can be expressed as

$$f_{\gamma_i}(\gamma) = \frac{A_i \gamma_i^{0-\frac{\phi_i}{2}} \gamma^{\frac{\phi_i}{2}-1}}{2} G_{1,2}^{2,0} \left(\frac{C_i \gamma^{\frac{\alpha_i}{2}}}{\gamma_i^{0 \frac{\alpha_i}{2}}} \middle| \begin{matrix} 1 \\ B_i, 0 \end{matrix} \right) \quad (4)$$

We adopt both CA and FG AF relaying protocols for each hop of the multihop-assisted backhaul link. The gain of the CA relay can be computed using the inverse of the channel of the previous hop. Thus, using $G_i^2 = \frac{1}{|h_i|^2}$ in (1), the end-to-end SNR with the CA relaying in each hop is given by [7]:

$$\gamma_N^{\text{CA}} = \left(\sum_{i=1}^N \frac{1}{\gamma_i} \right)^{-1} \quad (5)$$

Note that (5) becomes an upper bound if the gain of the relay also includes the effect of additive noise. Further, using $G_i = \sqrt{\frac{1}{\psi_i \sigma_{wi}^2}}$ in (1), where ψ_i is a constant, we can obtain the end-to-end SNR of the FG relaying [7]:

$$\gamma_N^{\text{FG}} = \left(\sum_{i=1}^N \prod_{j=1}^i \frac{\psi_j - 1}{\gamma_j} \right)^{-1} \quad (6)$$

To this end, we interface the multihop backhaul with a single access link by applying DF and FG relaying protocols for uplink and downlink transmissions, respectively. We take into account the shadowing effect along with the channel fading and pointing errors for the THz access link since the transmitted signal may be obstructed by the objects present in a typical access network scenario. We denote the SNR of the access link as $\gamma_A = \gamma_A^0 |h_A|^2$, where $h_A = h_k h_{p_A}$ and γ_A^0 is the average SNR of the shadowed access link. Here, h_{p_A} models the pointing error (with parameters S_A and ϕ_A) and h_k models the channel coefficient of the access link. We consider the generalized- K distribution to model the instantaneous power $|h_k|^2$ (which includes the short term fading and random path gain) of the shadowed access link [45]:

$$f_{|h_k|^2}(x) = \frac{2b^{m_A}}{\Gamma(m_\Omega)\Gamma(m_g)} x^{\frac{m_A}{2}-1} K_{m_M}(2b\sqrt{x}) \quad (7)$$

where $m_\Omega = \frac{1}{\exp(\sigma_n^2)-1}$, $\sigma_n > 0$ denotes the severity of shadowing with factor $\sigma_{\text{dB}} = 8.686\sigma_n$, $m_g > 0$ is frequency dependent parameter characterizing the small-scale fading, $m_A = m_\Omega + m_g$ and $m_M = m_\Omega - m_g$ are the distribution shape parameters of $K_\nu(\cdot)$, which is modified Bessel function of the second kind of ν -th order, and $\Gamma(\cdot)$ denotes the gamma function. Denoting $k_A(f)$ as the absorption coefficient, d_A as the distance of the access link, G_A as the antenna gain, P_A as the transmit power, η as the path loss coefficient, c as the speed of light, and f as the carrier frequency, we define $b = \sqrt{\frac{m_\Omega m_g}{G_A^2 P_A \varphi \exp(\sigma_n^2/2)} \left(\frac{c}{4\pi d_A f}\right)^\eta}$, where $\varphi = \exp(k_A(f)d_A)$ is the path loss due the molecular absorption of the signal transmission in the THz band.

III. MULTIHOP TERAHERTZ TRANSMISSION FOR BACKHAUL LINK

In this section, we derive analytical expressions for the PDF and CDF of the end-to-end SNR of an N -hop THz wireless system. First, we develop statistical results of the CA-multihop system in terms of multivariate Fox's H-function. Next, we use Mellin transform to derive the exact PDF and CDF of the product of N i.i.d. random variables distributed according to (4) and raised to a rational power. Finally, we present the outage probability and average BER performance for CA-multihop and FG-multihop links.

A. Statistical Results

In the following theorem, we present PDF and CDF of the resultant SNR γ_N^{CA} (as given in (5)) for the CA-multihop system. We use the moment generating function (MGF) for the reciprocal

of SNR in (5) to find the CDF [7]:

$$F_{\gamma_N}^{\text{CA}}(\gamma) = 1 - \mathcal{L}^{-1}\left(\frac{\mathcal{M}_{\frac{1}{\gamma_N^{\text{CA}}}}(s)}{s}\right)\Big|_{s=1/\gamma} \quad (8)$$

where $\mathcal{L}^{-1}(\cdot)$ denotes the inverse Laplace transform and s is the complex-valued variable. The MGF of sum of N independent random variables $\frac{1}{\gamma_N^{\text{CA}}}$ of (5) is defined as

$$\mathcal{M}_{\frac{1}{\gamma_N^{\text{CA}}}}(s) = \prod_{i=1}^N \mathcal{M}_{\frac{1}{\gamma_i}}(s) \quad (9)$$

where the MGF of $\frac{1}{\gamma_i}$ is given by

$$\mathcal{M}_{\frac{1}{\gamma_i}}(s) = \int_0^\infty e^{-s/\gamma_i} f_{\gamma_i}(\gamma) d\gamma \quad (10)$$

Theorem 1. *If γ_i is the SNR of the i -th hop distributed according to (4), then CDF and PDF of the SNR for N -hop CA relaying in (5) are given as*

$$F_{\gamma_N}^{\text{CA}}(\gamma) = 1 - \prod_{i=1}^N \frac{A_i \gamma_i^{0-\frac{\phi_i}{2}}}{2} \gamma^{\left(\sum_{i=1}^N \frac{\phi_i}{2}\right)} H_{1,0;1,3;\dots;1,3}^{0,0;3,0;\dots;3,0} \left[\begin{array}{c} \frac{C_1 \gamma^{\frac{\alpha_1}{2}}}{\gamma_i^{0-\frac{\alpha_1}{2}}} \\ \vdots \\ \frac{C_N \gamma^{\frac{\alpha_N}{2}}}{\gamma_i^{0-\frac{\alpha_N}{2}}} \end{array} \middle| \begin{array}{c} \tilde{Q}_1(\gamma) \\ \tilde{Q}_2(\gamma) \end{array} \right] \quad (11)$$

where $\tilde{Q}_1(\gamma) = \left\{ \left\{ \left(1 - \sum_{i=1}^N \frac{\phi_i}{2}, \frac{\alpha_1}{2}, \dots, \frac{\alpha_N}{2}\right) \right\}; \left\{ (1, 1), \dots, (1, 1)_N \right\} \right\}$ and $\tilde{Q}_2(\gamma) = \left\{ \{-\}; \left\{ (B_1, 1), (0, 1), \left(\frac{-\phi_1}{2}, \frac{\alpha_1}{2}\right), \dots, (B_N, 1), (0, 1), \left(\frac{-\phi_N}{2}, \frac{\alpha_N}{2}\right) \right\} \right\}$.

$$f_{\gamma_N}^{\text{CA}}(\gamma) = - \prod_{i=1}^N \frac{A_i \gamma_i^{0-\frac{\phi_i}{2}}}{2} \gamma^{\left(\sum_{i=1}^N \frac{\phi_i}{2} - 1\right)} H_{2,1;1,3;\dots;1,3}^{0,1;3,0;\dots;3,0} \left[\begin{array}{c} \frac{C_1 \gamma^{\frac{\alpha_1}{2}}}{\gamma_i^{0-\frac{\alpha_1}{2}}} \\ \vdots \\ \frac{C_N \gamma^{\frac{\alpha_N}{2}}}{\gamma_i^{0-\frac{\alpha_N}{2}}} \end{array} \middle| \begin{array}{c} Q_1(\gamma) \\ Q_2(\gamma) \end{array} \right] \quad (12)$$

where $Q_1(\gamma) = \left\{ \left\{ \left(\sum_{i=1}^N 1 - \frac{\phi_i}{2}, \frac{\alpha_1}{2}, \dots, \frac{\alpha_N}{2}\right) \right\}; \left\{ \left(1 - \sum_{i=1}^N \frac{\phi_i}{2}, \frac{\alpha_1}{2}, \dots, \frac{\alpha_N}{2}\right) \right\}; \left\{ (1, 1), \dots, (1, 1)_N \right\} \right\}$ and $Q_2(\gamma) = \left\{ \left\{ \left(\sum_{i=1}^N 1 - \frac{\phi_i}{2}, \frac{\alpha_1}{2}, \dots, \frac{\alpha_N}{2}\right) \right\}; \left\{ (B_1, 1), (0, 1), \left(\frac{-\phi_1}{2}, \frac{\alpha_1}{2}\right), \dots, (B_N, 1), (0, 1), \left(\frac{-\phi_N}{2}, \frac{\alpha_N}{2}\right) \right\} \right\}$.

Proof: The proof is presented in Appendix A. ■

Note that efficient computational programs are available for evaluating the multivariate Fox's H-function of (12) and (11) for the CA-multihop system. In the following Corollary, we provide

statistical results of the CA multihop system in terms of simpler functions considering special cases for the THz channel:

Corollary 1. (a) If γ_i is the SNR of the i -th hop distributed according to (4) with $\alpha_i = 2$, $\mu_i = 1$ (i.e. Rayleigh fading) and negligible pointing errors $\phi_i \rightarrow \infty$, $\forall i$, then the CDF of the SNR for N -hop CA relaying is given as

$$F_{\gamma_N}^{\text{CA}}(\gamma) = 1 - \prod_{i=1}^N e^{-\frac{\gamma_{\text{th}}}{\gamma_i}} \quad (13)$$

(b) If γ_i is the SNR of the i -th hop distributed according to (4) with $\alpha_i = 2$, $\mu_i = 2$ (i.e. Nakagami-2 fading) and higher pointing errors $\phi_i = 2$, $\forall i$, then the CDF of the SNR for N -hop CA relaying is given as

$$F_{\gamma_N}^{\text{CA}}(\gamma) = 1 - \frac{(\sqrt{\gamma_i^0})^{\frac{1}{2}} \sqrt{S_i}}{2} \prod_{i=1}^N e^{-\frac{2\gamma_{\text{th}}}{\gamma_i^0 S_i^2}} \quad (14)$$

Proof: For part (a), we use $\alpha_i = 2$, $\mu_i = 1$ and $\phi_i \rightarrow \infty$ in (4), substitute the resultant PDF $f_{\gamma_i}(\gamma) \rightarrow \frac{1}{\gamma_i} e^{-\frac{\gamma}{\gamma_i}}$ in (9), and apply the identity [46, 3.324,1] to get $\mathcal{M}_{\frac{1}{\gamma_N^{\text{CA}}}}(s) = \prod_{i=1}^N \frac{1}{\gamma_i^0} 2\sqrt{\gamma_i^0} \sqrt{s} K\left[1, \frac{2\sqrt{s}}{\sqrt{\gamma_i^0}}\right]$, where $K[\cdot, \cdot]$ denotes the modified Bessel function of the second kind. Using (8), and applying the Laplace inverse transform, we get the CDF in (13). For part (b), we use $\alpha_i = 2$, $\mu_i = 1$ and $\phi_i = 2$ in (4) to get the resultant PDF $f_{\gamma_i}(\gamma) \rightarrow \frac{1}{\gamma_i} e^{-\frac{\gamma}{\gamma_i}}$. $f_{\gamma_i}(\gamma) = \frac{x}{S_i^2} e^{-\frac{2x^2}{S_i^2}}$. Applying the similar procedure for the proof of part (a), we get (14). ■

Although multivariate Fox's H-function can be evaluated using computational software [47], it is desirable to simplify the analytical expressions in single-variate Fox's H-function for better insights into the system performance. Further, It is known that the FG relaying is simpler than the CA-assisted technique requiring the CSI at each relay. However, analyzing the exact PDF of the end-to-end SNR of the FG-multihop system as depicted in (6) is quite complicated. Thus, we use an upper bound on γ_N^{FG} [19]:

$$\gamma_N^{\text{FG}} = \frac{1}{N} \prod_{i=1}^N \zeta_i \gamma_i^{\frac{l_i}{N}} \quad (15)$$

where $l_i = N + 1 - i$, $\zeta_i = C_i^{-\frac{(N-i)}{N}}$.

Proposition 1. If γ_i , $i = 1, 2, \dots, N$ are i.n.i.d random variables with PDF $f_{\gamma_i}(\gamma)$, then the PDF of γ_N in (15) is given by

$$f_{\gamma_N}^{\text{FG}}(\gamma) = \frac{1}{\gamma} \frac{1}{2\pi j} \int_{\mathcal{L}} \frac{1}{N} \prod_{i=1}^N \zeta_i \mathbb{E}[\gamma_i^r] \gamma^{-r} dr \quad (16)$$

where $\mathbb{E}[\gamma_i^r]$ denotes the r -th moment:

Proof: We use the Mellin transform pair to develop exact PDF and CDF of (15). We know that Mellin transform for a function $\phi(x)$ is given as $\phi(t) = \int_0^\infty x^{t-1}\phi(x)dx$ with inverse Mellin transform as $\phi(x) = \frac{1}{2\pi j} \int_{\mathcal{L}} x^{-t}\phi(t)dt$. Expressing the r -th moment of γ_N in (15) as $\mathbb{E}[\gamma_N^r] = \int_0^\infty \gamma^{r-1}[\gamma f_{\gamma_N}(\gamma)]d\gamma$, we use inverse Mellin transform to get:

$$f_{\gamma_N}^{\text{FG}}(\gamma) = \frac{1}{\gamma} \frac{1}{2\pi j} \int_{\mathcal{L}} \gamma^{-r} \mathbb{E}[\gamma_N^r] dr \quad (17)$$

Since random variables $\gamma_i, i = 1, \dots, N$ are independent, we substitute $\mathbb{E}[\gamma_N^r] = \frac{1}{N} \prod_{i=1}^N \zeta_i \mathbb{E}[\gamma_i^r]$ in (17) to get (16), where the r -th moment is defined as

$$\mathbb{E}[\gamma_i^r] = \int_0^\infty \gamma^{\frac{rl_i}{N}} f_{\gamma_i}(\gamma) d\gamma \quad (18)$$

■

A straightforward application of the Fox's H-function reveals that the PDF of the FG-multihop in (16) can be presented using a single variate Fox's H-function if the r -th moment of the SNR for the i -th hop can be expressed using the ratio of Gamma functions.

Substituting (4) in (18) and applying the identity [48, 2.8], the r -th moment of the SNR for the i -th hop can be computed as

$$\mathbb{E}[\gamma_i^r] = \frac{A_1 \gamma_N^{0-\frac{\phi}{2}}}{2} \int_0^\infty \gamma^{\frac{2rl_i+N\phi}{2N}-1} G_{1,2}^{2,0} \left(\frac{C_1 \gamma^{\frac{\alpha}{2}}}{\gamma_N^{0-\frac{\alpha}{2}}} \middle| \begin{matrix} 1 \\ B_1, 0 \end{matrix} \right) d\gamma \quad (19)$$

Substituting $\gamma^{\frac{\alpha}{2}} = t$ with the identity [49, 07.34.21.0009.01], we solve (19):

$$\mathbb{E}[\gamma_i^r] = \frac{A_i \gamma_N^{0-\frac{\phi_i}{2}}}{\alpha_i} \frac{\Gamma\left(\frac{2rl_i+N\phi_i}{N\alpha_i} + B_i\right) \Gamma\left(\frac{2rl_i+N\phi_i}{N\alpha_i}\right)}{\Gamma\left(\frac{2rl_i+N\phi_i}{N\alpha_i} + 1\right)} \left(C_i \gamma_N^{0-\frac{\alpha_i}{2}}\right)^{-\left(\frac{2rl_i+N\phi_i}{N\alpha_i}\right)} \quad (20)$$

In the following Theorem, we present PDF and CDF of γ_N^{FG} to analyze the performance of FG-assisted multihop system:

Theorem 2. *If γ_i is the SNR of the i -th hop distributed according to (4), then PDF and CDF of the SNR for N -hop FG-relaying in (15) are bounded as*

$$f_{\gamma_N}^{\text{FG}}(\gamma) = \prod_{i=1}^N \frac{\zeta_i A_i C_i^{-\frac{\phi_i}{\alpha_i}}}{N\alpha_i \gamma} H_{2N,N}^{0,2N} \left[\prod_{i=1}^N \frac{\gamma_i^{0-\frac{l_i}{N}}}{C_i^{\frac{2l_i}{N\alpha_i}} \gamma} \middle| \begin{matrix} U_1(\gamma) \\ U_2(\gamma) \end{matrix} \right] \quad (21)$$

$$F_{\gamma_N}^{\text{FG}}(\gamma) = \prod_{i=1}^N \frac{\zeta_i A_i C_i^{-\frac{\phi_i}{\alpha_i}}}{N\alpha_i} H_{1+2N,1+N}^{1,2N} \left[\prod_{i=1}^N \frac{\gamma_i^{0-\frac{l_i}{N}}}{C_i^{\frac{2l_i}{N\alpha_i}} \gamma} \middle| \begin{matrix} U_1(\gamma), (1, 1) \\ (0, 1), U_2(\gamma) \end{matrix} \right] \quad (22)$$

where $U_1(\gamma) = \left\{ \left(1 - \mu_1, \frac{2l_1}{N\alpha_1} \right), \dots, \left(1 - \mu_N, \frac{2l_N}{N\alpha_N} \right), \left(1 - \frac{\phi_1}{\alpha_1}, \frac{2l_1}{N\alpha_1} \right), \dots, \left(1 - \frac{\phi_N}{\alpha_N}, \frac{2l_N}{N\alpha_N} \right) \right\}$ and $U_2(\gamma) = \left\{ \left(-\frac{\phi_1}{\alpha_1}, \frac{2l_1}{N\alpha_1} \right), \dots, \left(-\frac{\phi_N}{\alpha_N}, \frac{2l_N}{N\alpha_N} \right) \right\}$.

Proof: The proof is presented in Appendix B. ■

It should be mentioned that the single-variate PDF and CDF derived in Theorem 2 can facilitate in developing more insightful analytical expressions for the multihop system albeit with an upper bound performance.

Further, we can use Proposition 1 to develop the PDF of the FG-multihop transmission for other wireless systems since the r -th moment of the SNR for the i -th hop can be expressed using the ratio of Gamma functions for various fading channels of interest. In the following, we present the r -th moment of the SNR for some special cases for the THz wireless system:

Corollary 2. (a) If γ_i is the SNR of the i -th hop distributed according to (4) with $\alpha_i = 2$, $\mu = 1$ (i.e. Rayleigh) with negligible pointing errors $\phi_i \rightarrow \infty, \forall i$, then the r -th moment of SNR is:

$$\mathbb{E}[\gamma_i^r] = \frac{1}{\Omega^2 \gamma_i^0} \Gamma\left(\frac{r l_i}{N} + 1\right) \left(\frac{-1}{\Omega^2 \gamma_i^0}\right)^{\frac{r l_i}{N} + 1} \quad (23)$$

(b) If γ_i is the SNR of the i -th hop distributed according to (4) with $\alpha_i = 2$, $\mu_i = 2$ (i.e. Nakagami-2) and higher pointing errors $\phi_i = 2, \forall i$, then the r -th moment of SNR is:

$$\mathbb{E}[\gamma_i^r] = \frac{1}{S_i^2 \Omega^4 \gamma_i^0} \Gamma\left(\frac{r l_i}{N} + 1\right) \left(\frac{2}{S_i^2 \Omega^4 \gamma_i^0}\right)^{\frac{r l_i}{N} + 1} \quad (24)$$

Proof: The proof is straightforward application of the identity [49, 07.34.21.0009.01]. ■

Note that we can use (23) and (24) in (16) to develop PDF using single-variate Fox's H-functions for the above special THz systems.

B. Performance Analysis for CA-multihop and FG-multihop Backhaul Transmission

In this subsection, we present analytical expressions for outage probability and average BER for both CA-multihop and FG-multihop systems.

1) *Outage Probability:* The outage probability is defined as the probability of instantaneous SNR failing to reach a threshold value. Thus, we can use $\gamma = \gamma_{\text{th}}$ in (11) and (22) to get the outage probability for CA and FG multihop systems, respectively.

To get an insight on the outage behavior in high SNR regime, we can use [50] to compute the residue of multiple Mellin-Barnes integrals at the dominant pole in (11) for the CA-multihop

and apply series expansion of Fox's H-function [51, Th. 1.7] in (22) for an asymptotic analysis for the FG-multihop system. However, the result of [50] is not directly applicable for the CDF form in (11). Thus, we substitute (12) in $\int_0^\gamma f_\gamma(\gamma)d\gamma$ to get an alternative expression for the CDF of the CA-multihop system:

$$F_{\gamma_N}^{\text{CA}}(\gamma) = - \prod_{i=1}^N \frac{A_i \gamma^{\left(\sum_{i=1}^N \frac{\phi_i}{2}\right)}}{2\gamma_i^{0 \frac{\phi_i}{2}}} H_{3,1;1,3;\dots;1,3}^{0,2;3,0;\dots;3,0} \left[\begin{array}{c} \frac{C_1 \gamma^{\frac{\alpha_1}{2}}}{\gamma_i^{0 \frac{\alpha_1}{2}}} \\ \vdots \\ \frac{C_N \gamma^{\frac{\alpha_N}{2}}}{\gamma_i^{0 \frac{\alpha_N}{2}}} \end{array} \middle| \begin{array}{l} Q_1(\gamma) \\ Q_2(\gamma) \end{array} \right] \quad (25)$$

where $Q_1(\gamma) = \left\{ \left\{ \left(\sum_{i=1}^N -\frac{\phi_i}{2}; \frac{\alpha_1}{2}, \dots, \frac{\alpha_N}{2} \right), \left(1 - \sum_{i=1}^N \frac{\phi_i}{2}; \frac{\alpha_1}{2}, \dots, \frac{\alpha_N}{2} \right), \left(1 - \sum_{i=1}^N \frac{\phi_i}{2}; \frac{\alpha_1}{2}, \dots, \frac{\alpha_N}{2} \right) \right\}; \left\{ (1, 1), \dots, (1, 1)_N \right\} \right\}$ and $Q_2(\gamma) = \left\{ \left\{ \left(\sum_{i=1}^N -\frac{\phi_i}{2}; \frac{\alpha_1}{2}, \dots, \frac{\alpha_N}{2} \right); \left\{ (B_1, 1), (0, 1), \left(-\frac{\phi_1}{2}, \frac{\alpha_1}{2} \right), \dots, (B_N, 1), (0, 1), \left(-\frac{\phi_N}{2}, \frac{\alpha_N}{2} \right) \right\} \right\} \right\}$.

Now, we apply [50] in (25) to compute the residue at the dominant pole to get the asymptotic outage probability of the CA-multihop link as

$$\overline{OP}_{\gamma_N}^{\text{CA}\infty} = - \prod_{i=1}^N \frac{A_i \gamma_i^{0 - \frac{\phi_i}{2}} \gamma^{\left(\sum_{i=1}^N \frac{\phi_i}{2}\right)}}{2\Gamma\left(1 - \sum_{i=1}^N \frac{\phi_i}{2} + \sum_{i=1}^N \frac{\alpha_i}{2} g_i\right)} \left[\frac{\sum_{i=1}^N \prod_{j=1, j \neq c_i}^m \Gamma(b_{i,j} + B_{i,j} - B_{i,j} g_i)}{\sum_{i=1}^N \Gamma(2 - g_i)} \right] \times \left(\sum_{i=1}^N \frac{C_i \gamma^{\frac{\alpha_i}{2}}}{\gamma_i^{0 \frac{\alpha_i}{2}}} \right)^{g_i} \quad (26)$$

where $g_i = \min\{\mu_i - \frac{\phi_i}{\alpha_i}, 0, -\frac{\phi_i}{\alpha_i}\}$, $b_{i,j} = \{\mu_i - \frac{\phi_i}{\alpha_i}, 0, -\frac{\phi_i}{\alpha_i}\}$, $c_i = \arg \min_{j=1:m} \{ \frac{b_{i,j}}{B_{i,j}} \}$, and $B_{i,j} = \{1, 1, \frac{\alpha_i}{2}\}$.

To derive the outage probability of the FG-multihop system in high SNR region, we apply the asymptotic expansion of a single variate Fox's H-function [51, Th. 1.7]:

$$\overline{OP}_{\gamma_N}^{\text{FG}\infty} = \prod_{i=1}^N \frac{\zeta_i A_i C_i^{-\frac{\phi_i}{\alpha_i}} N}{2N l_i} \left[\frac{\prod_{i=1}^N \Gamma(-\frac{N\alpha_i \mu_i}{2l_i}) \prod_{i=1}^N \Gamma(\frac{\phi_i}{\alpha_i} - \mu_i)}{\prod_{i=1}^N \Gamma(1 + \frac{N\alpha_i \mu_i}{2l_i}) \prod_{i=1}^N \Gamma(1 + \frac{\phi_i}{\alpha_i} - \mu_i)} \left(\prod_{i=1}^N \frac{\gamma_i^{0 \frac{l_i}{N}}}{C_i^{N\alpha_i} \gamma} \right)^{\frac{-N\alpha_i \mu_i}{2l_i}} \right. \\ \left. + \frac{\prod_{i=1}^N \Gamma(-\frac{N\phi_i}{2l_i}) \prod_{i=1}^N \Gamma(1 + \mu_i - \frac{\phi_i}{\alpha_i})}{\prod_{i=1}^N \Gamma(1 + \frac{N\phi_i}{2l_i})} \left(\prod_{i=1}^N \frac{\gamma_i^{0 \frac{l_i}{N}}}{C_i^{N\alpha_i} \gamma} \right)^{\frac{-N\phi_i}{2l_i}} \right] \quad (27)$$

Using $\gamma_i^0 = \gamma^0, \forall i$, and compiling the exponent of γ^0 in (26) and (27), the diversity order of for both CA and FG multihop systems can be obtained as

$$M_{\text{out}}^{\text{CA}} = M_{\text{out}}^{\text{FG}} = \min \left\{ \sum_{i=1}^N \frac{\alpha_i \mu_i}{2}, \sum_{i=1}^N \frac{\phi_i}{2} \right\}. \quad (28)$$

The diversity order in (28) shows that multiple relay units in the backhaul link improve the system performance.

2) *Average BER*: The average BER of a communication system for a general modulation scheme over fading channel with CDF $F(\gamma)$ is given by [52]:

$$\bar{P}_e = \frac{\delta}{2\Gamma(p)} \sum_{n=1}^k q_n^p \int_0^\infty \gamma^{p-1} e^{-q\gamma} F_\gamma(\gamma) d\gamma \quad (29)$$

where the constants p , q , δ and k determine the type of modulation scheme. Thus, we substitute (11) in (29) to get

$$\begin{aligned} \bar{P}_{eN}^{\text{CA}} = & 1 - \prod_{i=1}^N \frac{A_i \gamma_i^{0-\frac{\phi_i}{2}} \delta}{4\Gamma(p)} \sum_{n=1}^k q_n^p \left[\left(\frac{1}{2\pi i} \right)^N \int_{\mathcal{L}_i} \frac{\prod_{i=1}^N \Gamma(B_i - S_i) \Gamma(0 - S_i) \Gamma(-\frac{\phi_i}{2} - \frac{\alpha_i S_i}{2})}{\prod_{i=1}^N \Gamma(1 - S_i)} \right. \\ & \left. \times \left(\prod_{i=1}^N \frac{C_i}{\gamma_i^{\frac{\alpha_i}{2}}} \right)^{S_i} \frac{1}{\Gamma(-\sum_{i=1}^N \frac{\phi_i + \alpha_i S_i}{2} + 1)} dS_i \right] I_1 \end{aligned} \quad (30)$$

where $I_1 = \int_0^\infty \gamma^{(\sum_{i=1}^N \frac{\phi_i + \alpha_i S_i}{2} + p - 1)} e^{-q\gamma} d\gamma = q^{-\left(\sum_{i=1}^N \frac{\phi_i + \alpha_i S_i}{2} + p\right)} \Gamma\left(\sum_{i=1}^N \frac{\phi_i + \alpha_i S_i}{2} + p\right)$ [46, 3.381/4].

To represent the multiple Barnes integrals of (30) in terms of Fox's H-function, we use $S_i \rightarrow -S_i$, and apply the definition of Fox's H-function [48] to get the average BER of the CA-multihop:

$$\bar{P}_{eN}^{\text{CA}} = 1 - \prod_{i=1}^N \frac{A_i \gamma_i^{0-\frac{\phi_i}{2}} \delta}{4\Gamma(p)} \sum_{n=1}^k \frac{1}{q_n^{\left(\sum_{i=1}^N \frac{\phi_i}{2}\right)}} H_{1,1;3,1;\dots;3,1}^{0,1;0,3;\dots;0,3} \left[\begin{array}{c} \frac{\gamma_i^{0-\frac{\alpha_1}{2}}}{C_1 q_n^{\left(\frac{\alpha_1 S_1}{2}\right)}} \\ \vdots \\ \frac{\gamma_i^{0-\frac{\alpha_N}{2}}}{C_N q_n^{\left(\frac{\alpha_N S_N}{2}\right)}} \end{array} \left| \begin{array}{l} T_1(\gamma) \\ T_2(\gamma) \end{array} \right. \right] \quad (31)$$

where $T_1(\gamma) = \left\{ \left\{ (1-p + \sum_{i=1}^N \frac{\phi_i}{2}; \frac{\alpha_1}{2}, \dots, \frac{\alpha_N}{2}) \right\}; \left\{ (1-B_1, 1), (1, 1), (1 + \frac{\phi_1}{2}, \frac{\alpha_1}{2}), \dots, (1-B_N, 1), (1, 1), (1 + \frac{\phi_N}{2}, \frac{\alpha_N}{2}) \right\} \right\}$ and $T_2(\gamma) = \left\{ \left\{ (\sum_{i=1}^N \frac{\phi_i}{2}; \frac{\alpha_1}{2}, \dots, \frac{\alpha_N}{2}) \right\}; \left\{ (0, 1), \dots, (0, 1)_N \right\} \right\}$.

To get the average BER for the FG-multihop system, we use (22) in (29) with the Fox's H-definition:

$$\begin{aligned} \bar{P}_{eN}^{\text{FG}} = & \left[\prod_{i=1}^N \frac{\zeta_i A_i C_i^{-\frac{\phi_i}{\alpha_i}}}{N \alpha_i} \frac{1}{2\pi j} \int_{\mathcal{L}} \prod_{i=1}^N \left(C_i^{\frac{2l_i}{N \alpha_i}} \gamma_i^{0-\frac{l_i}{N}} \right)^{-r} \frac{\prod_{i=1}^N \Gamma\left(\frac{2rl_i}{N \alpha_i} + \frac{B_i \alpha_i + \phi_i}{\alpha_i}\right) \Gamma\left(\frac{2rl_i}{N \alpha_i} + \frac{\phi_i}{\alpha_i}\right)}{\prod_{i=1}^N \Gamma\left(\frac{2rl_i}{N \alpha_i} + \frac{\phi_i + \alpha_i}{\alpha_i}\right)} \right. \\ & \left. \times \frac{\Gamma(-r)}{\Gamma(1-r)} dr \right] I_3 \end{aligned} \quad (32)$$

where $I_3 = \frac{\delta}{2\Gamma(p)} \sum_{n=1}^k q_n^p \int_0^\infty e^{-q_n \gamma} \gamma^{p-r-1} d\gamma = q_n^{-p+r} \Gamma(p-r)$ [46, 3.381/4]. Thus, we use the definition of Fox's H-function [48] to express (32) as

$$\bar{P}_{eN}^{\text{FG}} = \prod_{i=1}^N \frac{\zeta_i A_i C_i^{-\frac{\phi_i}{\alpha_i}}}{N \alpha_i 2\Gamma(p)} \sum_{n=1}^k q_n^{-p} H_{1+2N, 2+N}^{2, 2N} \left[\prod_{i=1}^N \frac{\gamma_i^{0-\frac{l_i}{N}} q}{C_i^{\frac{2l_i}{N \alpha_i}}} \left| \begin{array}{l} \prod_{i=1}^N (1 - \mu_i, \frac{2l_i}{N \alpha_i}), \prod_{i=1}^N (1 - \frac{\phi_i}{\alpha_i}, \frac{2l_i}{N \alpha_i}), (1, 1) \\ (p, 1), (0, 1), \prod_{i=1}^N (-\frac{\phi_i}{\alpha_i}, \frac{2l_i}{N \alpha_i}) \end{array} \right. \right] \quad (33)$$

We can obtain asymptotic expression (not written for brevity) for the average BER in high SNR region for the CA and FG multihop by applying the similar method used in deriving the asymptotic expressions for the outage probability.

In what follows, we use the statistical results of Theorem 1 and Theorem 2 to analyze the performance of a mixed system consisting of multihop backhaul link with a shadowed access link.

IV. PERFORMANCE ANALYSIS OF MULTIHOP BACKHAUL MIXED WITH ACCESS LINK

In this section, we analyze the end-to-end performance of a mixed system when an access link is connected to the backhaul. We consider both uplink (UL) and downlink (DL) scenarios. In the uplink transmission, the near-optimal DF relaying protocol is used to mix the access link with the CA-assisted N -hop backhaul link. The DF relay is more appropriate for the uplink since perfect decoding of the transmitted signal can be achieved in the first hop between the access and backhaul links. However, we use the FG relaying to integrate the backhaul and access links in the downlink transmission since perfect decoding of the signal after many hops in the backhaul may not be possible. Moreover, we consider FG-multihop to realize an all FG relaying protocol for the downlink transmission. It should be mentioned that the additional hop between the backhaul and access network may not be readily included as an $N + 1$ - hop backhaul transmission since the propagation characteristics of the access network may be different from the backhaul.

In the following, we develop statistical results for the access link in the THz band considering the combined effect of short-term fading, shadowing, and pointing errors:

Proposition 2. *If γ_A is the SNR of shadowed access link distributed according to (7), then the PDF and CDF of the generalized-K fading combined with pointing errors:*

$$f_{\gamma_A}(\gamma) = \frac{b^{m_A} \gamma^{\frac{m_A}{2}-1} \phi_A(S_A^2)^{\frac{\phi_A-m_A}{2}+1}}{\gamma_A^0 \frac{m_A}{2} \Gamma(m_\Omega) \Gamma(m_g)} G_{1,3}^{3,0} \left(\frac{b^2 \gamma}{S_A^2 \gamma_A^0} \left| \begin{matrix} 1 + \frac{\phi_A-m_A}{2} \\ m_M, m_M, \frac{\phi_A-m_A}{2} \end{matrix} \right. \right) \quad (34)$$

$$F_{\gamma_A}(\gamma) = \frac{b^{m_A} \gamma^{\frac{m_A}{2}} \phi_A(S_A^2)^{\frac{\phi_A-m_A}{2}+1}}{\gamma_A^0 \frac{m_A}{2} \Gamma(m_\Omega) \Gamma(m_g)} G_{2,4}^{3,1} \left(\frac{b^2 \gamma}{S_A^2 \gamma_A^0} \left| \begin{matrix} 1 - \frac{m_A}{2}, 1 + \frac{\phi_A-m_A}{2} \\ m_M, m_M, \frac{\phi_A-m_A}{2}, -\frac{m_A}{2} \end{matrix} \right. \right) \quad (35)$$

Proof: The proof is presented in Appendix C. ■

In the next two subsections, we use (34) and (35) to analyze the performance of the mixed link for both uplink and downlink transmissions.

A. Uplink Transmissions

Assuming perfect decoding of the received signal, the resultant SNR of the mixed multihop system for the uplink transmission is given by

$$\gamma = \min\{\gamma_N^{\text{CA}}, \gamma_A\} \quad (36)$$

In the following subsections, we derive exact analytical expressions of the uplink transmissions. As such, we use results of Theorem 1 and Proposition 2 to analyze the system performance.

1) *Outage Probability*: We use (11) and (35) at $\gamma = \gamma_{\text{th}}$ to get the outage probability of the uplink transmission as [53]

$$\overline{OP}^{\text{UL}} = F_{\gamma_N^{\text{CA}}}(\gamma_{\text{th}}) + F_{\gamma_A}(\gamma_{\text{th}}) - F_{\gamma_N^{\text{CA}}}(\gamma_{\text{th}})F_{\gamma_A}(\gamma_{\text{th}}) \quad (37)$$

To derive the diversity order of the system, asymptotic expressions of the outage probability in high SNR regime for both $F_{\gamma_N^{\text{CA}}}(\gamma_{\text{th}})$ (as derived in (26)) and $F_{\gamma_A}(\gamma_{\text{th}})$ is required. To get an asymptotic outage probability of the shadowed access link, we use the asymptotic series expansion of the Meijer's G-function at $\gamma_A^0 \rightarrow 0$ [49, 07.34.06.0006.01] in (35):

$$F_{\gamma_A}^{\infty}(\gamma) = \frac{b^{m_A} \phi_A \gamma^{-\frac{m_A}{4}} (S_A^2)^{\frac{\phi_A - m_A}{2} + 1}}{\gamma_A^0 \frac{m_A}{2} \Gamma(m_{\Omega}) \Gamma(m_g)} \sum_{k=1}^m \frac{\prod_{j=1, j \neq k}^m \Gamma(b_j - b_k) \prod_{j=1}^n \Gamma(1 - a_j + b_k)}{\prod_{j=n+1}^p \Gamma(a_j - b_k) \prod_{j=m+1}^q \Gamma(1 - b_j + b_k)} \left(\frac{b^2 \gamma}{\gamma_A^0}\right)^{b_k} \quad (38)$$

where $b_j = b_k = \left\{ \underbrace{m_M, m_M, \frac{\phi_A - m_A}{2}}_m, \underbrace{-\frac{m_A}{2}}_{\frac{q-m}{2}} \right\}$ and $a_j = \left\{ \underbrace{1 - \frac{m_A}{2}}_n, \underbrace{1 + \frac{\phi_A - m_A}{2}}_{\frac{p-n}{2}} \right\}$. Thus, the diversity order for the access link is $b_k + \frac{m_A}{2}$, where $k = 1, \dots, m$. Using (26) and (38) in (37) and applying $\gamma_i^0 = \gamma^0 = \gamma_A^0, \forall i$, the diversity order of the uplink transmissions can be expressed as

$$M_{\text{out}}^{\text{UL}} = \min \left\{ \sum_{i=1}^N \frac{\alpha_i \mu_i}{2}, \sum_{i=1}^N \frac{\phi_i}{2}, \frac{m_A}{2} + m_M, \frac{\phi_A}{2} \right\} \quad (39)$$

The diversity order in (39) shows that multiple relay units in the backhaul link improve the system performance. Thus, the asymptotic performance becomes limited to short-term fading and shadowing of the access link when sufficient higher N and higher beam-width for signal transmission in the access link is employed.

2) *Average BER*: The average BER of the DF relaying system with gray coding be expressed as [17]:

$$\bar{P}_e^{\text{UL}} = \bar{P}_{e_N}^{\text{CA}} + \bar{P}_{e_A} - \bar{P}_{e_N}^{\text{CA}} \bar{P}_{e_A} \quad (40)$$

where $\bar{P}_{e_N}^{\text{CA}}$ (already derived in (31)) and \bar{P}_{e_A} are the average BER of backhaul and shadowed access link, respectively. To get \bar{P}_{e_A} , we use (35) in (29) and apply the definition of the Meijer's G-function:

$$\bar{P}_{e_A} = \left[\frac{b^{m_A} \phi_A (S_A^2)^{\frac{\phi_A - m_A}{2} + 1}}{2\Gamma(p) \gamma_A^{\frac{m_A}{2}} \Gamma(m_\Omega) \Gamma(m_g)} \frac{1}{2\pi i} \int_{\mathcal{L}} \frac{\Gamma(\frac{m_A}{2} + s)}{\Gamma(1 + \frac{m_A}{2} + s)} \frac{\Gamma(m_M - s) \Gamma(m_M - s) \Gamma(\frac{\phi_A - m_A}{2} - s)}{\Gamma(1 + \frac{\phi_A - m_A}{2} - s)} \times \left(\frac{b^2}{S_A^2 \gamma_A^0} \right)^s \right] I_2 \quad (41)$$

where $I_2 = \frac{\delta}{2\Gamma(p)} \sum_{n=1}^k q_n^p \int_0^\gamma e^{-q_n \gamma} \gamma^{\frac{m_A}{2} + s + p - 1} d\gamma = q_n^{-\left(\frac{m_A}{2} + s + p\right)} \Gamma\left(\frac{m_A}{2} + s + p\right)$. Using I_2 and applying the definition of Meijer's G-function in (41), the average BER for the access link can be expressed as:

$$\bar{P}_{e_A} = \frac{b^{m_A} \phi_A (S_A^2)^{\frac{\phi_A - m_A}{2} + 1} \delta}{2\Gamma(p) \gamma_A^{\frac{m_A}{2}} \Gamma(m_\Omega) \Gamma(m_g)} \sum_{n=1}^k q_n^{-\frac{m_A}{2}} G_{3,4}^{3,2} \left(\frac{b^2}{q_n S_A^2 \gamma_A^0} \middle| 1 - \frac{m_A}{2} - p, 1 - \frac{m_A}{2}, 1 + \frac{\phi_A - m_A}{2} \right) \quad (42)$$

Similar to the outage probability, we can obtain the asymptotic expression of the average BER for the uplink system.

B. Downlink Transmission

We apply the FG relaying to mix the FG-multihop and access links such that the end-to-end SNR becomes

$$\gamma^{\text{DL}} = \frac{\gamma_N^{\text{FG}} \gamma_A}{\psi + \gamma_A} \quad (43)$$

where $\psi = (\mathbb{E}_{\gamma_N} (1 + \gamma)^{-1})^{-1}$ is computed using the semi-blind method of statistical information of the received signal [54]. To analyze the all FG-multihop system, we need to derive the PDF of the resultant SNR, as given in [54]:

$$f_\gamma^{\text{DL}}(z) = \int_0^\infty f_{\gamma_N^{\text{FG}}} \left(\frac{z(x + \psi)}{x} \right) f_{\gamma_A}(x) \frac{x + \psi}{x} dx \quad (44)$$

In the following Theorem, we derive analytical expressions of the PDF $f_\gamma^{\text{DL}}(z)$ and CDF $F_\gamma^{\text{DL}}(z)$ using bivariate Fox's H-function.

Theorem 3. *If γ_N^{FG} is the SNR of N -hop backhaul link and γ_A is the SNR of the shadowed access link, then CDF and PDF of the resultant SNR in (43) is given by*

$$f_\gamma^{\text{DL}}(\gamma) = \prod_{i=1}^N \frac{\zeta_i A_i C_i^{-\frac{\phi_i}{\alpha_i}} b^{m_A} \phi_A (S_A^2)^{\frac{\phi_A - m_A}{2} + 1} \psi^{\frac{m_A}{2}}}{2N \alpha_i \gamma_A^{\frac{m_A}{2}} \Gamma(m_\Omega) \Gamma(m_g) \gamma} H_{1,0:2N,1+N:1,4}^{0,1:0,2N:4,0} \left[\prod_{i=1}^N \frac{\gamma_i^{\frac{l_i}{N}}}{C_i^{\frac{2l_i}{N\alpha_i}} \gamma}, \frac{b^2 \psi}{S_A^2 \gamma_A^0} \middle| \begin{matrix} V_1(\gamma) \\ V_2(\gamma) \end{matrix} \right] \quad (45)$$

where $V_1(\gamma) = \left\{ \left\{ \left(1 - \frac{m_A}{2}, 1, 1\right) \right\}; \left\{ \left(1 - \mu_1, \frac{2l_1}{N\alpha_1}\right), \dots, \left(1 - \mu_N, \frac{2l_N}{N\alpha_N}\right), \left(1 - \frac{\phi_1}{\alpha_1}, \frac{2l_1}{N\alpha_1}\right), \dots, \left(1 - \frac{\phi_N}{\alpha_N}, \frac{2l_N}{N\alpha_N}\right) \right\}; \left\{ 1 + \frac{\phi_A - m_A}{2}, 1 \right\} \right\}$ and $V_2(\gamma) = \left\{ \left\{ - \right\}; \left\{ \left(-\frac{\phi_1}{\alpha_1}, \frac{2l_1}{N\alpha_1}\right), \dots, \left(-\frac{\phi_N}{\alpha_N}, \frac{2l_N}{N\alpha_N}\right), (1, 1) \right\}; \left\{ (m_M, 1), (m_M, 1), \left(\frac{\phi_A - m_A}{2}, 1\right), \left(-\frac{m_A}{2}, 1\right) \right\} \right\}$.

$$F_\gamma^{\text{DL}}(\gamma) = \prod_{i=1}^N \frac{\zeta_i A_i C_i^{-\frac{\phi_i}{\alpha_i}} b^{m_A} \phi_A (S_A^2)^{\frac{\phi_A - m_A}{2} + 1} \psi^{\frac{m_A}{2}}}{2N \alpha_i \gamma_A^{\frac{m_A}{2}} \Gamma(m_\Omega) \Gamma(m_g)} H_{1,0:1+2N,2+N:1,4}^{0,1:1,2N:4,0} \left[\prod_{i=1}^N \frac{\gamma_i^{\frac{l_i}{N}}}{C_i^{\frac{N\alpha_i}{N\alpha_i}} \gamma_{\text{th}}} , \frac{b^2 \psi}{S_A^2 \gamma_A^0} \middle| \begin{array}{l} \tilde{V}_1(\gamma) \\ \tilde{V}_2(\gamma) \end{array} \right] \quad (46)$$

where $\tilde{V}_1(\gamma) = \left\{ \left\{ \left(1 - \frac{m_A}{2}, 1, 1\right) \right\}; \left\{ \left(1 - \mu_1, \frac{2l_1}{N\alpha_1}\right), \dots, \left(1 - \mu_N, \frac{2l_N}{N\alpha_N}\right), \left(1 - \frac{\phi_1}{\alpha_1}, \frac{2l_1}{N\alpha_1}\right), \dots, \left(1 - \frac{\phi_N}{\alpha_N}, \frac{2l_N}{N\alpha_N}\right), (1, 1) \right\}; \left\{ 1 + \frac{\phi_A - m_A}{2}, 1 \right\} \right\}$ and $\tilde{V}_2(\gamma) = \left\{ \left\{ - \right\}; \left\{ (0, 1), \left(-\frac{\phi_1}{\alpha_1}, \frac{2l_1}{N\alpha_1}\right), \dots, \left(-\frac{\phi_N}{\alpha_N}, \frac{2l_N}{N\alpha_N}\right), (1, 1) \right\}; \left\{ (m_M, 1), (m_M, 1), \left(\frac{\phi_A - m_A}{2}, 1\right), \left(-\frac{m_A}{2}, 1\right) \right\} \right\}$.

Proof: The proof is presented in Appendix C. ■

In what follows next, we use the results of Theorem 3 to analyze the system performance for the mixed THz transmissions.

1) *Outage Probability:* We derive an exact expression of the outage probability by evaluating the CDF in (46) at $\gamma = \gamma_{\text{th}}$. We can also develop asymptotic analysis of the outage probability in high SNR regime. However, the asymptotic expansion of the multivariate Fox's H-function at the dominant pole [50] can not be readily applied to the bivariate Fox's H-function in (46) since the average SNR term appears in both numerator and denominator of the contour integrals. Thus, we expand the Mellin-Barnes integrals of the bivariate Fox's H-function and adopt the asymptotic expansion of the single-variate Fox's H-function [51, Th. 1.11] by converting $S_1 \rightarrow -S_1$. We compute the corresponding poles of the first contour integral \mathcal{L}_1 : $S_1 = \left\{ \frac{m_A + 2S_2}{2}, \sum_{i=1}^N \frac{N\alpha_i \mu_i}{2l_i}, \sum_{i=1}^N \frac{N\phi_i}{2l_i} \right\}$ and poles of the second contour integral \mathcal{L}_2 : $S_2 = \left\{ \frac{m_A}{2}, m_M, \frac{\phi - m_A}{2}, -\frac{m_A}{2} \right\}$. Evaluating the residues of the contour integrals at these poles with $\gamma_i^0 = C$ and $\gamma_A^0 = \gamma_i^0 = \gamma^0, \forall i$, we present the asymptotic expression of the outage probability in (48). Combining the dominant terms of γ^0 in (48), we get the diversity order of the system as

$$M_{\text{out}}^{\text{DL}} = \min \left\{ \sum_{i=1}^N \frac{\alpha_i \mu_i}{2}, \sum_{i=1}^N \frac{\phi_i}{2}, \frac{m_A}{2} + m_M, \frac{\phi_A}{2} \right\} \quad (47)$$

$$\begin{aligned}
\overline{OP}_{\gamma_N}^{\text{FG}\infty} &= \prod_{i=1}^N \zeta_i A_i C_i^{-\frac{\phi_i}{\alpha_i}} b^{m_A} \phi_A (S_A^2)^{\frac{\phi_A - m_A}{2} + 1} \psi^{\frac{m_A}{2}} \left[\left(\frac{\Gamma(m_M - \frac{m_A}{2}) \Gamma(m_M - \frac{m_A}{2}) \Gamma(-m_A) \prod_{i=1}^N \Gamma(\mu_i)}{(\frac{\phi_A}{2} - m_A) \prod_{i=1}^N \frac{\phi_i}{\alpha_i}} \right. \right. \\
&\times \left(\prod_{i=1}^N \frac{C_i^{\frac{2l_i}{N\alpha_i}} \gamma_{\text{th}}^{2l_i}}{\gamma_i^{0 \frac{l_i}{N}}} \right)^{m_A} \left(\frac{b^2 \psi}{S_A^2 \gamma_A^0} \right)^{m_A} + \frac{2\Gamma(-\frac{m_A}{2} - m_M) \prod_{i=1}^N \Gamma(\mu_i - \frac{l_i(m_A - 2m_M)}{N\alpha_i})}{(\frac{m_A - 2m_M}{2})(1 + \frac{\phi_A - m_A}{2} - m_M) \Gamma(\frac{2m_M - m_A}{2}) \prod_{i=1}^N (\frac{\phi_i}{\alpha_i} - \frac{l_i(m_A - 2m_M)}{N\alpha_i})} \\
&\times \left(\prod_{i=1}^N \frac{C_i^{\frac{2l_i}{N\alpha_i}} \gamma_{\text{th}}^{2l_i}}{\gamma_i^{0 \frac{l_i}{N}}} \right)^{\frac{m_A + 2m_M}{2}} \left(\frac{b^2 \psi}{S_A^2 \gamma_A^0} \right)^{m_M} + \frac{\Gamma(m_M - (\frac{\phi_A - m_A}{2})) \Gamma(m_M - (\frac{\phi_A - m_A}{2})) \prod_{i=1}^N \Gamma(\mu_i - \frac{l_i(2m_A - \phi_A)}{N\alpha_i})}{(\frac{2m_A - \phi_A}{2})(-\frac{\phi_A}{2}) \Gamma(\frac{\phi_A - 2m_A}{2}) \prod_{i=1}^N (\frac{\phi_i}{\alpha_i} - \frac{l_i(2m_A - \phi_A)}{N\alpha_i})} \\
&\times \left(\prod_{i=1}^N \frac{C_i^{\frac{2l_i}{N\alpha_i}} \gamma_{\text{th}}^{2l_i}}{\gamma_i^{0 \frac{l_i}{N}}} \right)^{\frac{\phi_A}{2}} \left(\frac{b^2 \psi}{S_A^2 \gamma_A^0} \right)^{\frac{\phi_A - m_A}{2}} + \frac{\Gamma(m_M + \frac{m_A}{2}) \Gamma(m_M + \frac{m_A}{2}) \prod_{i=1}^N \Gamma(\mu_i - \frac{2l_i m_A}{N\alpha_i}) \left(\frac{b^2 \psi}{S_A^2 \gamma_A^0} \right)^{-\frac{m_A}{2}}}{(m_A)(\frac{\phi_A}{2}) \Gamma(-m_A) \prod_{i=1}^N (\frac{\phi_i}{\alpha_i} - \frac{2l_i m_A}{N\alpha_i})} \\
&+ \left(\frac{\Gamma(-\frac{m_A}{2} - m_M) \prod_{i=1}^N 2\Gamma(\frac{m_A}{2} - \frac{N\alpha_i \mu_i}{2l_i} + m_M)}{\prod_{i=1}^N (\frac{\phi_i}{\alpha_i} - \mu_i) (\frac{N\alpha_i \mu_i}{2l_i}) \Gamma(-\frac{N\alpha_i \mu_i}{2l_i}) (\frac{\phi_A - m_A}{2} - m_M)} \left(\frac{b^2 \psi}{S_A^2 \gamma_A^0} \right)^{m_M} \right. \\
&+ \frac{\Gamma(m_M - \frac{\phi_A - m_A}{2}) \Gamma(m_M - \frac{\phi_A - m_A}{2}) \Gamma(-\frac{\phi_A}{2}) \prod_{i=1}^N \Gamma(-\frac{N\alpha_i \mu_i}{2l_i} + \frac{\phi_A}{2}) \left(\frac{b^2 \psi}{S_A^2 \gamma_A^0} \right)^{\frac{\phi_A - m_A}{2}}}{\prod_{i=1}^N (\frac{\phi_i}{\alpha_i} - \mu_i) (\frac{N\alpha_i \mu_i}{2l_i}) \Gamma(-\frac{N\alpha_i \mu_i}{2l_i})} \\
&+ \frac{\Gamma(m_M + \frac{m_A}{2}) \Gamma(m_M + \frac{m_A}{2}) \left(\frac{b^2 \psi}{S_A^2 \gamma_A^0} \right)^{-\frac{m_A}{2}}}{\frac{\phi_A}{2} \prod_{i=1}^N (\frac{\phi_i}{\alpha_i} - \mu_i) (\frac{N\alpha_i \mu_i}{2l_i})} \left(\prod_{i=1}^N \frac{C_i^{\frac{2l_i}{N\alpha_i}} \gamma_{\text{th}}^{2l_i}}{\gamma_i^{0 \frac{l_i}{N}}} \right)^{\frac{N\alpha_i \mu_i}{2l_i}} \\
&+ \left(\frac{\Gamma(-\frac{m_A}{2} - m_M) \prod_{i=1}^N 2\Gamma(\frac{m_A}{2} - \frac{N\phi_i}{2l_i} + m_M) \Gamma(\mu_i - \frac{\phi_i}{\alpha_i})}{(\frac{\phi_A - m_A}{2} - m_M) \prod_{i=1}^N \Gamma(-\frac{N\phi_i}{2l_i}) (\frac{N\phi_i}{2l_i})} \left(\frac{b^2 \psi}{S_A^2 \gamma_A^0} \right)^{m_M} \right. \\
&+ \frac{\Gamma(m_M - \frac{\phi_A - m_A}{2}) \Gamma(m_M - \frac{\phi_A - m_A}{2}) \Gamma(-\frac{\phi_A}{2}) \prod_{i=1}^N \Gamma(-\frac{N\phi_i}{2l_i} + \frac{\phi_A}{2}) \Gamma(\mu_i - \frac{\phi_i}{\alpha_i}) \left(\frac{b^2 \psi}{S_A^2 \gamma_A^0} \right)^{\frac{\phi_A - m_A}{2}}}{\prod_{i=1}^N \Gamma(-\frac{N\phi_i}{2l_i}) (\frac{N\phi_i}{2l_i})} \\
&+ \left. \frac{\Gamma(m_M + \frac{m_A}{2}) \Gamma(m_M + \frac{m_A}{2}) \prod_{i=1}^N \Gamma(\mu_i - \frac{\phi_i}{\alpha_i}) \left(\frac{b^2 \psi}{S_A^2 \gamma_A^0} \right)^{-\frac{m_A}{2}}}{\frac{\phi_A}{2} \prod_{i=1}^N (\frac{N\phi_i}{2l_i})} \left(\prod_{i=1}^N \frac{C_i^{\frac{2l_i}{N\alpha_i}} \gamma_{\text{th}}^{2l_i}}{\gamma_i^{0 \frac{l_i}{N}}} \right)^{\frac{N\phi_i}{2l_i}} \right] \quad (48)
\end{aligned}$$

2) *Average BER*: Next, we analyze the average BER of the downlink transmission by substituting (46) in (29) to get

$$\begin{aligned}
\bar{P}_e^{\text{DL}} &= \left[\prod_{i=1}^N \frac{\zeta_i A_i C_i^{-\frac{\phi_i}{\alpha_i}} b^{m_A} \phi_A (S_A^2)^{\frac{\phi_A - m_A}{2} + 1} \psi^{\frac{m_A}{2}}}{4N\Gamma(p)\alpha_i \gamma_A^0 \frac{m_A}{2} \Gamma(m_\Omega) \Gamma(m_g)} \frac{1}{2\pi i} \int_{\mathcal{L}_1} \Gamma\left(\frac{m_A}{2} + S_1 + S_2\right) \right. \\
&\times \frac{\prod_{i=1}^N \Gamma\left(\frac{B_i \alpha_i + \phi_i}{\alpha_i} + \frac{2l_i}{N\alpha_i} S_1\right) \Gamma\left(\frac{\phi_i}{\alpha_i} + \frac{2l_i}{N\alpha_i} S_1\right)}{\prod_{i=1}^N \Gamma\left(\frac{\phi_i + \alpha_i}{\alpha_i} + \frac{2l_i}{N\alpha_i} S_1\right) \Gamma(S_1)} \frac{\Gamma(-S_1)}{\Gamma(1 - S_1)} \left(\prod_{i=1}^N \frac{\gamma_i^{0 \frac{l_i}{N}}}{C_i^{\frac{2l_i}{N\alpha_i}}} \right)^{S_1} dS_1 \\
&\times \left. \frac{1}{2\pi i} \int_{\mathcal{L}_2} \frac{\Gamma(m_M - S_2) \Gamma(m_M - S_2) \Gamma(\frac{\phi_A - m_A}{2} - S_2) \Gamma(-\frac{m_A}{2} - S_2)}{\Gamma(1 + \frac{\phi_A - m_A}{2} - S_2)} \left(\frac{b^2 \psi}{S_A^2 \gamma_A^0} \right)^{S_2} dS_2 \right] I_7 \quad (49)
\end{aligned}$$

TABLE II: List of Simulation Parameters

Parameter	Value	Parameter	Value
THz carrier frequency	300 GHz [55]	α	1-2 [32]
THz signal bandwidth	10 GHz [55]	μ	0.5-2 [32]
Antenna Gain (Backhaul link)	33 dBi [4]	Ω	1
Antenna Gain (Access link)	10 dBi	σ_{dB}	2-8.6 [35]
Transmit power	0-40 dBm	m_Ω	—
Noise PSD	-174 dBm/Hz [55]	m_g	1-5
Noise figure	5 dB [55]	ϕ_i	37
Antenna aperture radius (r_1)	10 cm	ϕ_A	2.3 – 14.5
Jitter standard deviation (σ_s)	5-20 cm [44]	w_z/r	6 [44]

where $I_7 = \frac{\delta}{2\Gamma(p)} \sum_{n=1}^k q_n^p \int_0^\infty \gamma^{p-1-S_1} e^{-q_n \gamma} d\gamma$ is solved utilizing [46, 3.381/4] to get $q_n^{S_1-p} \Gamma(p - S_1)$. Substituting I_7 in (49) and applying the definition of Fox's H-function [48], we get the average BER for downlink transmissions as

$$\bar{P}_e^{\text{DL}} = \prod_{i=1}^N \frac{\zeta_i A_i C_i^{-\frac{\phi_i}{\alpha_i}} b^{m_A} \phi_A (S_A^2)^{\frac{\phi_A - m_A}{2} + 1} \psi^{\frac{m_A}{2}} \delta}{4N\Gamma(p) \alpha_i \gamma_A^{\frac{m_A}{2}} \Gamma(m_\Omega) \Gamma(m_g)} \sum_{n=1}^k H_{1,0:1+2N,3+N:1,4}^{0,1:2,2N:4,0} \left[\prod_{i=1}^N \frac{\gamma_i^{\frac{l_i}{N}} q_n}{C_i^{\frac{2l_i}{N\alpha_i}}}, \frac{b^2 \psi}{S_A^2 \gamma_A^0} \middle| \begin{array}{l} X_1(\gamma) \\ X_2(\gamma) \end{array} \right] \quad (50)$$

where $X_1(\gamma) = \left\{ \left\{ \left(1 - \frac{m_A}{4}, 1, 1\right) \right\}; \left\{ \left(1 - \mu_1, \frac{2l_1}{N\alpha_1}\right), \dots, \left(1 - \mu_N, \frac{2l_N}{N\alpha_N}\right), \left(1 - \frac{\phi_1}{\alpha_1}, \frac{2l_1}{N\alpha_1}\right), \dots, \left(1 - \frac{\phi_N}{\alpha_N}, \frac{2l_N}{N\alpha_N}\right), (1, 1) \right\}; \left\{ 1 + \frac{\phi_A - m_A}{2}, 1 \right\} \right\}$ and $X_2(\gamma) = \left\{ \left\{ - \right\}; \left\{ (p, 1), (0, 1), \left(-\frac{\phi_1}{\alpha_1}, \frac{2l_1}{N\alpha_1}\right), \dots, \left(-\frac{\phi_N}{\alpha_N}, \frac{2l_N}{N\alpha_N}\right), (1, 1) \right\}; \left\{ (m_M, 1), (m_M, 1), \left(\frac{\phi_A - m_A}{2}, 1\right), \left(-\frac{m_A}{2}, 1\right) \right\} \right\}$.

The asymptotic expression of average BER for the downlink transmissions can be obtained by following the similar procedure as adopted for outage probability with the same diversity order expression, as given in (47).

V. SIMULATION AND NUMERICAL ANALYSIS

In this section, we demonstrate the performances of multihop-assisted backhaul mixed with the shadowed access link using computer simulations. We validate the derived analytical and asymptotic expressions with Monte-Carlo simulations by numerically evaluating Meijer's G and Fox's H-functions. To compute Meijer's G-function and single-variate Fox's H-function, we use the standard library in MATLAB and Mathematica, and use implementation codes of bivariate Fox's H-function and multivariate Fox's H-function [47] [56]. We consider varying backhaul link distance in the range of $d_{\text{MH}} = 20$ m to $d_{\text{MH}} = 100$ m with equidistant relay position

and a fixed distance of $d_A = 20$ m for the access link. The absorption coefficient k_i and k_A is calculated for both backhaul and access link using relative humidity 50%, atmospheric pressure 101325 Pa, temperature 296° K at a carrier frequency 300 GHz [24], [26]. We list the parameters for channel fading, AWGN, and pointing errors in Table II. As such, we consider various non-linearity parameters α and multipath clustering μ for the backhaul link with varying shadowing severity (σ_{dB}) and short term fading (m_g) in the access link. Unless specified, we adopt higher pointing errors in the access link than the backhaul link, i.e., $\phi_A < \phi_i, \forall i$.

A. Multihop Backhaul Transmission

In Fig. 2, we demonstrate the effect of system and channel parameters on the outage and average BER performance versus transmit power for the backhaul link. We consider i.i.d. channel parameters for each hop, which is a reasonable assumption for short link distances. The outage probability improves with an increase in the fading parameter α_i since the channel becomes more linear, as depicted in Fig 2(a). The figure shows that a change in the parameter $\alpha_i = 2$ to $\alpha_i = 3.5$ requires 15dBm less transmit power to achieve an outage probability of 5×10^{-3} with the 4-hop CA system. Further, the FG-multihop transmission performs close to the CA-multihop for highly non-linear THz channels. The benefit of multiple relays is also evident from the figure when the direct link ($N = 1$) plot is compared with the 4 hop transmission. It can be seen that the outage performance improves 100 folds for the 4-hop FG system compared with the direct transmission at an average SNR of 30 dB.

In Fig. 2(b), we simulate i.n.i.d. pointing errors for each hop to demonstrate the average BER performance of the multihop system. We consider two scenarios of pointing errors: standard deviation of jitter $\sigma_I : \sigma_s = 5 + i$ cm for $i = 1, 2, 3, 4$ hops and $\sigma_{II} : \sigma_s = 17 + i$ cm for $i = 1, 2, 3, 4$ hops. The figure shows a significant degradation in the average BER with an increase in the jitter. The FG-multihop performs close to the CA-multihop when the effect of pointing errors is high. Further, an increase in the number of hops from $N = 1$ to $N = 4$ reduces the required transmit power by 10dBm and 5dBm for the CA and FG multihop systems, respectively.

In the next two subsections, we integrate the backhaul with the access and delve into the inquisition “how many AF-assisted relays are required in the backhaul to extend the communication range with $N + 1$ hops to achieve at least the same performance of the mixed link with the popular dual-hop system ($N = 2$) as a reference?” Thus, we demonstrate the impact

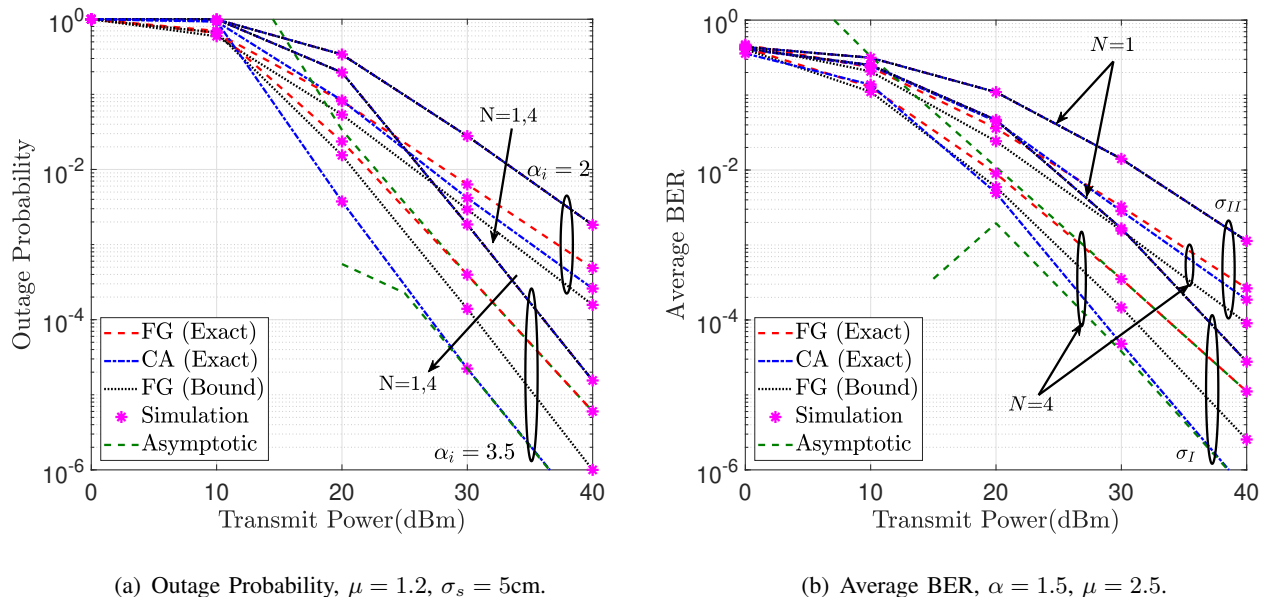


Fig. 2: Performance of multihop THz backhaul link with 100 m.

of the number of hops in the backhaul link on the outage probability and average BER of the mixed link for both uplink and downlink transmission. Unless stated otherwise, we consider the transmission distance of the backhaul link $d_{\text{MG}} = 20$ m for the $N = 2$ scenario and the extended link distance $d_{\text{MH}} = 50$ m with multihop relaying at a fixed access link $d_A = 20\text{m}$.

B. Uplink and Downlink Transmission for Mixed Backhaul-Access Link

We plot the outage probability of the mixed relaying system for both uplink and downlink in Fig. 3 and 4. We demonstrate the impact of channel fading, shadowing, and pointing errors on the performance of the mixed system by considering a single relay (i.e., a typical dual-hop transmission with $N = 1$) to integrate the backhaul with the access system in Fig. 3. We vary channel characteristics of the access link at different shadowing factors $\sigma_{\text{dB}} = 2$ and $\sigma_{\text{dB}} = 8$ at a short-term fading $m_g = 1$ considering both lower ($\phi_A = 2.3$) and higher ($\phi_A = 14.5$) pointing errors with the backhaul link consisting of two sets $\alpha = 2$, $\mu = 2$ and $\alpha = 1.5$, $\mu = 1$ with pointing error parameter $\phi = 37$. Note that $\phi = 37$, $\phi_A = 14.5$, and 2.3 corresponds to the jitters variance of $\sigma_s^2 = 5$ cm, $\sigma_s^2 = 8$ cm, and 20 cm, respectively [44]. We fix the link distance of 20 m for both the hops. It can be seen from Fig. 3 that higher values of α and μ improve the outage probability since an increase in α and μ reduces the non-linearity effect and improves multipath

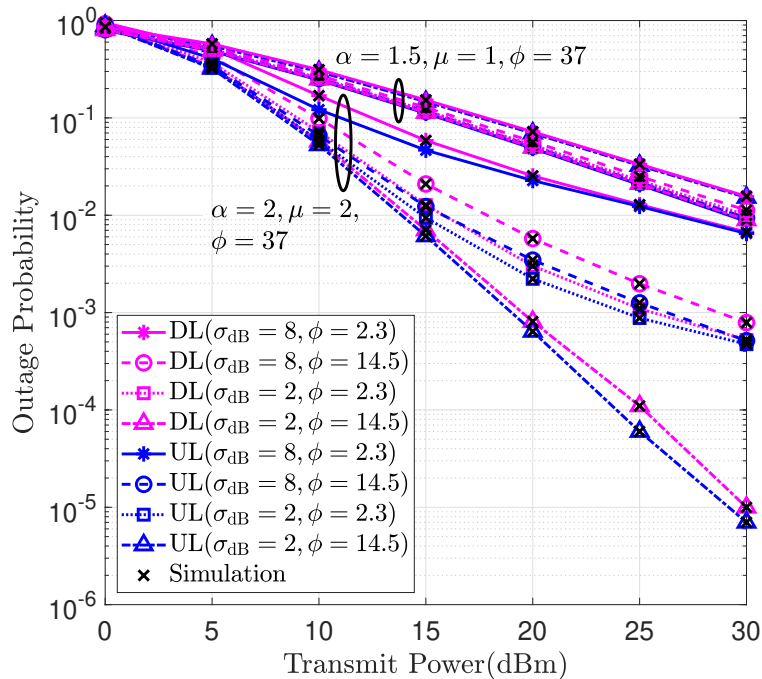


Fig. 3: Outage probability of the mixed dual-hop relaying system with $m_g = 1$, $\phi_i = 37$, $d_{MH} = 20$ m, and $d_A = 20$ m.

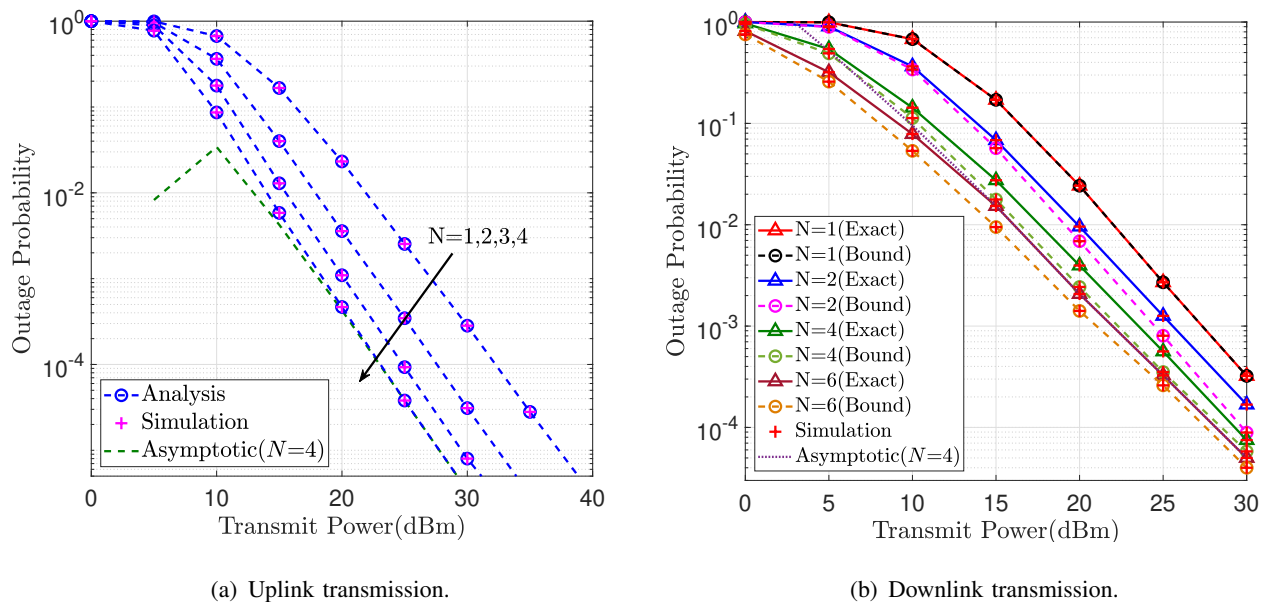


Fig. 4: Outage probability of the mixed multihop relaying system with $m_g = 1$, $\phi_i = 37$, $d_{MH} = 50$ m and $d_A = 20$ m.

clustering, respectively. Further, Fig. 3 shows that an increase in the pointing errors (depicted by a decrease of ϕ_A from 14.5 to 2.3) of the access link decreases the outage performance by a factor 10 when $\alpha = 2$, $\mu = 2$, and $\phi = 14.5$ at a transmit power of 30dBm. Moreover, the outage probability is significantly degraded when the shadowing factor is increased from 2dB (less shadowing) to 8dB (severe shadowing).

To this end, we choose judiciously channel parameters in Fig. 3 to demonstrate the diversity order of the system. Note that $m_A = m_\Omega + m_g$ and $m_M = m_\Omega - m_g$, where $m_\Omega = 18.36$ when $\sigma_{dB} = 2$ and $m_\Omega = 0.75$ when $\sigma_{dB} = 8$. Using $M_{\text{out}} = \min\left\{\frac{\alpha\mu}{2}, \frac{\phi}{2}, \frac{m_A}{2} + m_M, \frac{\phi_A}{2}\right\}$, the diversity order is $M_{\text{out}} = \frac{\alpha\mu}{2} = 0.75$ (when $\alpha = 1.5$ and $\mu = 1$) since $\frac{\alpha\mu}{2}$ is the minimum among other channel and pointing error parameters. Thus, the slope of plots for $\alpha = 1.5$ and $\mu = 1$ in Fig. 3 remains independent of other channel parameters i.e., σ_{dB} , ϕ_A , and m_g . However, when $\alpha = 2$ and $\mu = 2$, the outage-diversity order $M_{\text{out}} = 0.62$ depends on the fading parameters of the access link when $\sigma_{dB} = 8$ and becomes $M_{\text{out}} = 1.15$ when $\sigma_{dB} = 2$, which depends on the minimum of pointing errors of the backhaul and shadowed links. Hence, the slope of the plots in Fig. 3 confirms our analysis of the diversity order.

We demonstrate the impact of multihop relaying on the outage performance as illustrated in Fig. 4(a) (for uplink) and Fig. 4(b) (for downlink) by considering $\sigma_{dB} = 2$, $\phi_A = 14.5$, $\alpha = 2$, and $\mu = 2$. It can be seen that the outage probability of the mixed link significantly improves with an increase in the number of relays employed in the backhaul link. As such the uplink transmission with an $N = 4$ relays requires 10 dBm lesser transmit power to get a typical outage probability of 3×10^{-3} , as shown in Fig. 4(a). However, there is a 5 dBm transmit power saving with the downlink transmission, as depicted in Fig. 4(b) due to the folding of background noise from previous hops. Comparing the two AF relaying schemes, the FG-assisted system requires 6 hops as compared with only 3 hops when the CA relaying is employed to achieve a similar outage performance 2×10^{-4} at a transmit power of 25 dBm. Further, observing the scaling of outage probability with N , it can be seen that the cumulative gain of the AF-assisted multihop system (see Fig. 4(a) and Fig. 4(b)) reduces with an increase in the number of hops advocating the use of a limited number of relays. Comparing the outage probability in Fig. 3 and plot with $N = 4$ in Fig. 4(b), it can be seen that the multihop relaying in the backhaul extends the communication range from $d_1 = 20$ m to $d_1 = 50$ m with similar outage performance using 3 relays providing an average of 8 m range extension with each additional relay. The effect of multihop relaying N on the diversity order can also be observed from the slope of plots, as shown in Fig. 4(a)

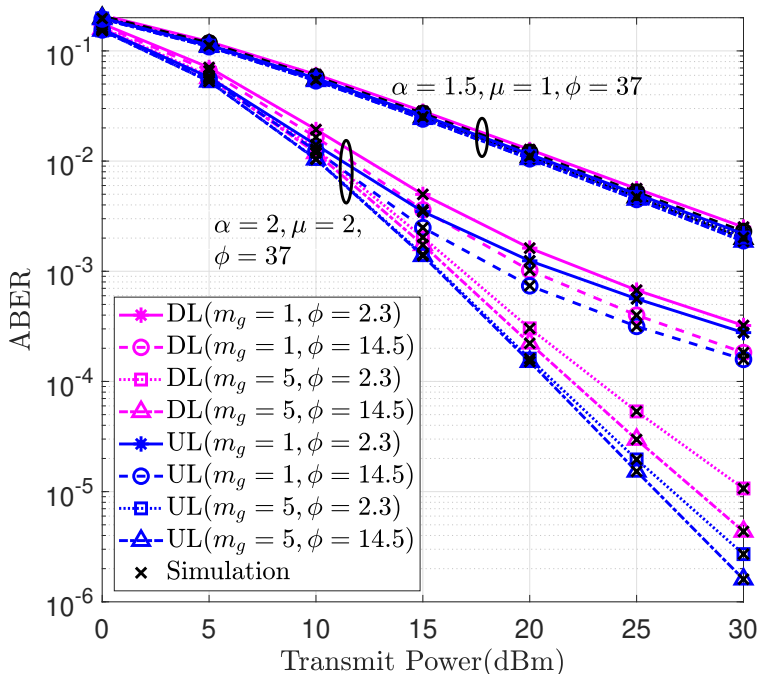


Fig. 5: Average BER of the mixed dual-hop relaying system with $\sigma_{dB} = 5$, $\phi_i = 37$, $d_{MH} = 20$ m, and $d_A = 20$ m.

and Fig. 4(b).

In Fig. 5, we demonstrate the average BER performance of the mixed relaying system. We compare the average BER performance of the $N = 2$ system (see Fig. 5) with $N > 2$ uplink (see Fig. 6(a)) and downlink transmission (see Fig. 6(b)). Comparing Fig. 5 and 6 with the outage probability in Fig. 3 and 4, we can draw similar conclusions since the average BER follows a similar trend as that of the outage probability with for the same network configuration. We investigate the impact of short-term fading m_g of the access link on the average BER. Fig. 5 shows that the average BER significantly degraded when the factor m_g is reduced from 5 to 1. This happens due to a decrease in the multipath clustering, thereby worsening the channel condition. We can compare Fig. 6(a) and Fig. 6(b) with Fig. 5 to infer that multihop relaying with additional 3 relays (i.e., $N = 4$) in the backhaul extends the communication link to 70m achieving the similar BER performance with $N = 1$ system at a total link distance of 40m. Further, the diversity order using average BER is $M_{\bar{P}_e} = \frac{\alpha\mu}{2} = 0.75$ when $\sigma_{dB} = 5$ (i.e., $m_\Omega = 2.5$) with $\alpha = 1.5$ and $\mu = 1$ since the slope of the plots in Fig. 5 does not change with variation in other channel parameters. However, with $\alpha = 2$ and $\mu = 2$, the BER-diversity order

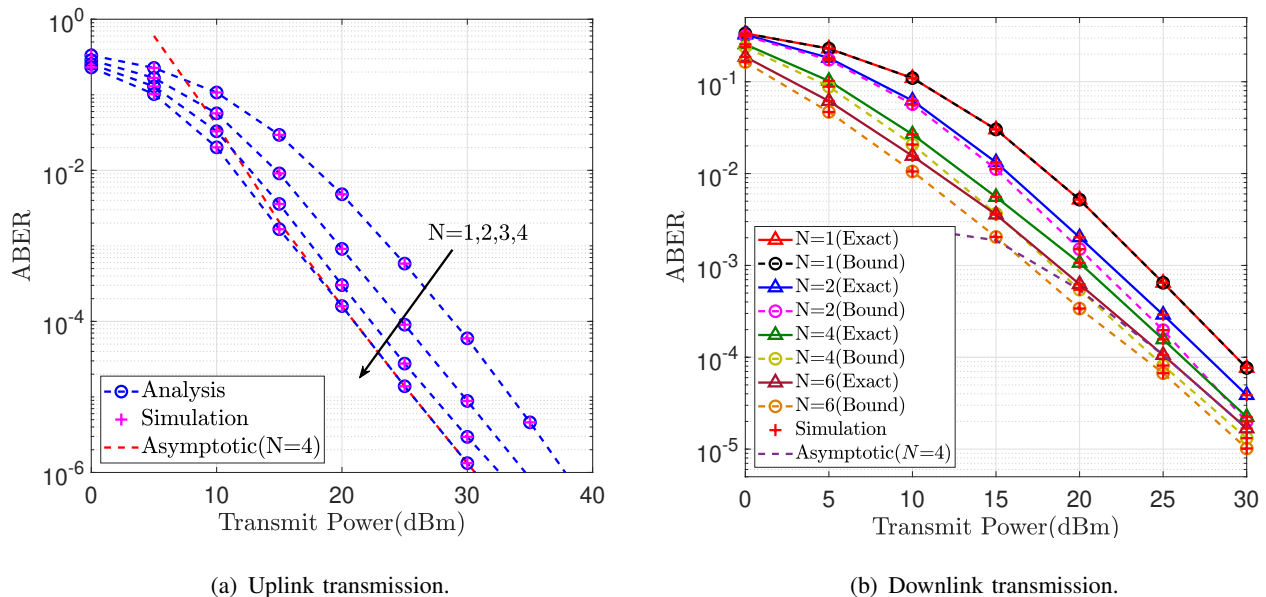


Fig. 6: Average BER of the mixed multihop relaying system with $\sigma_{dB} = 5$, $\phi_i = 37$, $d_{MH} = 50$ m, and $d_A = 20$ m.

becomes $M_{\bar{P}_e} = 1.15$ when $m_g = 5$ and becomes $M_{\bar{P}_e} = 3.25$ when $m_g = 1$. The slope of the plots in Fig. 5 and 6 clearly demonstrate the impact of pointing errors, fading parameters, and number of relays on the average BER performance.

In all the above plots, we validated the numerical evaluation of analytical and asymptotic expressions with the simulation results. The figures show that the numerical computation of the derived analytical expressions has an excellent agreement with the simulations for the CA-multihop and uplink systems. However, there exists a gap between the derived upper bound and simulation results when the number of relays becomes large for the FG-multihop and downlink systems. Note that the derived expressions are exact for $N = 2$ uplink and downlink transmission systems.

VI. CONCLUSION AND FUTURE WORK

In this paper, we evaluated the performance of an $N+1$ -hop THz system consisting of an N -hop backhaul link and a single-hop shadowed radio access link over the THz band. We modeled the backhaul with generalized i.n.i.d α - μ fading and the access link with a composite generalized- K shadowed fading channel, combined with pointing errors and path loss due to

the atmospheric turbulence. We developed statistical results of the mixed $N + 1$ -hop link by deriving the exact and upper bounds of the PDF and CDF of the SNR for the CA-multihop and FG-multihop systems integrated with shadowed access link using DF and FG relaying protocols for uplink and downlink transmissions, respectively. We analyzed the impact of multiple relays in the backhaul link for extending the communication range using outage probability and average BER performance the mixed transmission system. The diversity order shows that a sufficient number of relays can mitigate the effect of fading and pointing errors in the multihop-assisted backhaul, limiting the high SNR performance of the mixed system on the channel fading of the single-hop access link when a sufficient beam-width is used in the access link for signal transmission. Extensive simulation and numerical analysis are presented to show that 4 relays are required to extend the backhaul range from 20 m to 50 m using CA-assisted multihop relaying while few more relays are required for the simpler FG-assisted multihop due to the folding of background noise from previous hops. The cumulative gain of the AF-assisted multihop system reduces with an increase in the number of hops advocating the use of a limited number of relays. Further, the simpler FG-multihop transmission performs close to the CA-multihop when the non-linear characteristic of the THz channel increases. We envision that the proposed analysis can provide several design and deployment criteria for THz based ultra-high-speed wireless networks for high-end applications. The future scope of the work can include the impact of hardware impairment for multihop THz transmissions.

APPENDIX A: PROOF OF THEOREM 1

Substituting (4) in (10) and solving the inner integral $\int_0^\infty e^{-s/\gamma} \gamma^{\frac{\phi_i + \alpha_i S_1}{2} - 1} d\gamma = s^{\frac{\phi_i + \alpha_i S_1}{2}} \Gamma(-\frac{\phi_i}{2} - \frac{\alpha_i S_1}{2})$ with the definition of Fox's H-function [48], we get

$$\mathcal{M}_{\frac{1}{\gamma_i}}(s) = \frac{A_i s^{\frac{\phi_i}{2}}}{2\gamma_N^0 \frac{\phi_i}{2}} H_{1,3}^{3,0} \left[\frac{C_i s^{\frac{\alpha_i}{2}}}{\gamma_N^0 \frac{\alpha_i}{2}} \left| \begin{matrix} (1, 1) \\ (B_i, 1), (0, 1), (\frac{-\phi_i}{2}, \frac{\alpha_i}{2}) \end{matrix} \right. \right] \quad (51)$$

Using (51) and (9) in (8) and applying the inverse Laplace transform with expansion of the Fox's H-function of (51) in terms of Mellin-Barnes integral, we get

$$F_{\gamma_N}^{\text{CA}}(\gamma) = 1 - \prod_{i=1}^N \frac{A_i s^{\frac{\phi_i}{2}}}{2s\gamma_N^0 \frac{\phi_i}{2}} \frac{1}{2\pi i} \int_{\mathcal{L}} \left[\left(\frac{1}{2\pi i} \right)^N \int_{\mathcal{L}_i} \frac{\prod_{i=1}^N \Gamma(B_i - S_i) \Gamma(0 - S_i) \Gamma(-\frac{\phi_i}{2} - \frac{\alpha_i S_i}{2})}{\prod_{i=1}^N \Gamma(1 - S_i)} \right. \\ \left. \times \left(\prod_{i=1}^N \frac{C_i s^{\frac{\alpha_i}{2}}}{\gamma_N^0 \frac{\alpha_i}{2}} \right)^{S_i} dS_i \right] e^{s\gamma} ds \quad (52)$$

where \mathcal{L} is contour integral for the Laplace inverse transform and \mathcal{L}_i is the the i -th Mellin-Barnes integral. Changing the order of the integrals and solving the the inner integral $\frac{1}{2\pi i} \int_{\mathcal{L}} s^{\left(\sum_{i=1}^N \frac{\phi_i + \alpha_i S_i}{2} - 1\right)} e^{s\gamma} ds$ using [46, 8.315], (52) can be represented as

$$F_{\gamma_N}^{\text{CA}}(\gamma) = 1 - \prod_{i=1}^N \frac{A_i}{2\gamma_N^{\frac{\phi_i}{2}}} \gamma^{\left(\sum_{i=1}^N \frac{\phi_i}{2}\right)} \left[\left(\frac{1}{2\pi i}\right)^N \int_{\mathcal{L}_i} \frac{\prod_{i=1}^N \Gamma(B_i - S_i) \Gamma(0 - S_i) \Gamma\left(-\frac{\phi_i}{2} - \frac{\alpha_i S_i}{2}\right)}{\prod_{i=1}^N \Gamma(1 - S_i)} \right. \\ \left. \times \left(\prod_{i=1}^N \frac{C_i \gamma^{\frac{\alpha_i}{2}}}{\gamma_N^{\frac{\alpha_i}{2}}}\right)^{S_i} \frac{1}{\Gamma\left(-\sum_{i=1}^N \frac{\phi_i + \alpha_i S_i}{2} + 1\right)} dS_i \right] \quad (53)$$

We apply the definition of multivariate Fox's H-function [48] to get the CDF in (11). To get the PDF, we differentiate (53) with respect to γ to get

$$f_{\gamma_N}^{\text{CA}}(\gamma) = \left[1 - \prod_{i=1}^N \frac{A_i \gamma^{0 - \frac{\phi_i}{2}}}{2} \left[\left(\frac{1}{2\pi i}\right)^N \int_{\mathcal{L}_i} \frac{\prod_{i=1}^N \Gamma(B_i - S_i) \Gamma(0 - S_i) \Gamma\left(-\frac{\phi_i}{2} - \frac{\alpha_i S_i}{2}\right)}{\prod_{i=1}^N \Gamma(1 - S_i)} \right. \right. \\ \left. \left. \times \left(\prod_{i=1}^N \frac{C_i}{\gamma^{\frac{\alpha_i}{2}}}\right)^{S_i} \frac{1}{\Gamma\left(-\sum_{i=1}^N \frac{\phi_i + \alpha_i S_i}{2} + 1\right)} dS_i \right] D_1 \right] \quad (54)$$

where $D_1 = \frac{d}{d\gamma} \gamma^{\left(\sum_{i=1}^N \frac{\phi_i + \alpha_i S_i}{2}\right)} = \sum_{i=1}^N \frac{\phi_i + \alpha_i S_i}{2} \gamma^{\left(\sum_{i=1}^N \frac{\phi_i + \alpha_i S_i}{2} - 1\right)}$. Hence, applying the definition of multivariate Fox's H-function in (54), we obtain the PDF in (12) to conclude the proof.

APPENDIX B: PROOF OF THEOREM 2

We use (20) in (17) to represent the PDF of AF-assisted multihop link as

$$f_{\gamma_N}^{\text{FG}}(\gamma) = \prod_{i=1}^N \frac{\zeta_i A_i C_i^{-\frac{\phi_i}{\alpha_i}}}{N \alpha_i \gamma} \frac{1}{2\pi j} \int_{\mathcal{L}} \prod_{i=1}^N \left(C_i^{\frac{2l_i}{N\alpha_i}} \gamma_N^{0 - \frac{l_i}{N}} \gamma \right)^{-r} \frac{\prod_{i=1}^N \Gamma\left(\frac{2rl_i}{N\alpha_i} + \frac{B_i \alpha_i + \phi_i}{\alpha_i}\right) \Gamma\left(\frac{2rl_i}{N\alpha_i} + \frac{\phi_i}{\alpha_i}\right)}{\prod_{i=1}^N \Gamma\left(\frac{2rl_i}{N\alpha_i} + \frac{\phi_i + \alpha_i}{\alpha_i}\right)} dr \quad (55)$$

Finally, we apply the definition of Fox's H-function [51] to get the PDF of γ_N in (21). Further, we use (55) in $F_{\gamma_N}(\gamma) = \int_0^\gamma f_{\gamma_N}(\gamma) d\gamma$, and solve the resultant inner integral $\int_0^\gamma \gamma^{-r-1} d\gamma$ to $\frac{\gamma^{-r}}{-r} = \frac{\gamma^{-r} \Gamma(-r)}{\Gamma(1-r)}$ in order to apply the definition of Fox's H-function [48] to represent the CDF in (22), which concludes the proof of Theorem 2.

APPENDIX C: PROOF OF PROPOSITION 1

Transforming random variable h_p with PDF of (2) for the access link as $z = h_p^2$, we get

$$f_z(x) = \frac{1}{2} \phi_A^2 S_A^{-\phi_A^2} x^{\frac{\phi_A^2}{2} - 1}, \quad 0 \leq x \leq S_A^2, \quad (56)$$

Using the limits of PDF in (7) and (56), the PDF of $|h_A|^2 = h_k h_p^2$ is given by [53]:

$$f_{h_A^2}(x) = \frac{b^{m_A} x^{\frac{m_A}{2} - 1} \phi_A S_A^2}{\Gamma(m_\Omega) \Gamma(m_g)} \int_0^{S_A^2} y^{\left(\frac{\phi_A - m_A}{2} - 1\right)} K_{m_M} \left(2b \sqrt{\frac{x}{y}} \right) dy \quad (57)$$

Using the Bessel function in terms of Meijer's G-function [57, eq (14)], we represent (57) as

$$f_{|h_{kp}|^2}(x) = \frac{b^{m_A} x^{\frac{m_A}{2}-1} \phi_A S_A^2}{\Gamma(m_\Omega) \Gamma(m_g)} \int_0^{A_0^2} y^{\left(\frac{\phi_A - m_A}{2} - 1\right)} G_{0,2}^{2,0} \left(b^2 x y^{-1} \left| \begin{matrix} - \\ m_M, m_M \end{matrix} \right. \right) dy \quad (58)$$

Further, we apply the integral representation of Meijer's G-function [48] to express (58) as

$$f_{h_A^2}(x) = \frac{b^{m_A} x^{\frac{m_A}{2}-1} \phi_A (S_A^2)^{\frac{\phi_A - m_A}{2} + 1}}{\Gamma(m_\Omega) \Gamma(m_g)} \frac{1}{2\pi i} \int_{\mathcal{L}} \Gamma(m_M - s) \Gamma(m_M - s) (b^2 x)^s I_{in} \quad (59)$$

where $I_{in} = \int_0^{S_A^2} y^{\frac{\phi_A - m_A}{2} - 1} y^{-s} ds = \frac{(S_A^2)^{\frac{\phi_A - m_A}{2} - 2s}}{\frac{\phi_A - m_A}{2} - 2s} = \frac{(S_A^2)^{\frac{\phi_A - m_A}{2}} (S_A^2)^{-s} \Gamma(\frac{\phi_A - m_A}{2} - s)}{\Gamma(1 + \frac{\phi_A - m_A}{2} - s)}$. Finally, we apply the definition of Meijer's G-function in (59) with the transformation of the random variable $f_{\gamma_A}(\gamma) = \frac{1}{\gamma_A} f_{h_A}(\frac{\gamma}{\gamma_A})$ to get the PDF in (34). Substituting (34) in $\int_0^\gamma f_{\gamma_A}(\gamma) d\gamma$, and solving the definite integral involving a single Meijer's G-function, we get CDF of SNR of the shadowed access link.

APPENDIX D: PROOF OF THEOREM 3

Using (4) and (34) in (44), applying the definition of Meijer's G and Fox's H-functions, and changing the order of integration. we get

$$f_\gamma^{\text{DL}}(z) = \left[\prod_{i=1}^N \frac{\zeta_i A_i C_i^{-\frac{\phi_i}{\alpha_i}} b^{m_A} \phi_A (S_A^2)^{\frac{\phi_A - m_A}{2} + 1} z^{-1}}{2N \alpha_i \gamma_A^{\frac{m_A}{2}} \Gamma(m_\Omega) \Gamma(m_g)} \frac{1}{2\pi i} \int_{\mathcal{L}_1} \frac{\prod_{i=1}^N \Gamma\left(\frac{B_i \alpha_i + \phi_i + \frac{2l_i}{N \alpha_i} S_1\right) \prod_{i=1}^N \Gamma\left(\frac{\phi_i + \frac{2l_i}{N \alpha_i} S_1\right)}{\prod_{i=1}^N \Gamma\left(\frac{\phi_i + \alpha_i + \frac{2l_i}{N \alpha_i} S_1\right)} \right. \\ \left. \times \frac{1}{2\pi i} \int_{\mathcal{L}_2} \frac{\Gamma(m_M - S_2) \Gamma(m_M - S_2) \Gamma\left(\frac{\phi_A - m_A}{2} - S_2\right)}{\Gamma\left(1 + \frac{\phi_A - m_A}{2} - S_2\right)} \left(\prod_{i=1}^N \frac{\gamma_i^{\frac{l_i}{N}}}{C_i^{\frac{2l_i}{k \alpha_i}} z} \right)^{S_1} \left(\frac{b^2}{S_A^2 \gamma_A^{\frac{1}{2}}} \right)^{S_2} dS_1 dS_2 \right] I_9 \quad (60)$$

where $I_9 = \int_0^\infty \left(\frac{x+\psi}{x}\right)^{-S_1} x^{\left(\frac{m_A - 2 + 2S_2}{2}\right)} dx$ can be represented as $\frac{\psi^{\frac{m_A}{2}} \psi^{S_2} \Gamma\left(-\frac{m_A}{2} - S_2\right) \Gamma\left(\frac{m_A}{2} + S_1 + S_2\right)}{\Gamma(S_1)}$ [46, 3.241/4]. Substituting I_9 in (60) and applying the definition of bivariate Fox's H-function [58, 1.1], we get the PDF of Theorem 3 in (45).

We use the PDF (45) in $\int_0^\gamma f_\gamma(z) d\gamma$ and solve the resultant integral applying the Mellin-Barnes integral representation of the Fox's H-function [58, 1.1] to get the CDF in (46), which concludes the proof.

REFERENCES

- [1] S. Dang *et al.*, "What should 6G be?" *Nature Electron*, no. 3, p. 20–29, 2020.
- [2] I. F. Akyildiz *et al.*, "6G and beyond: The future of wireless communications systems," *IEEE Access*, vol. 8, pp. 133 995–134 030, 2020.
- [3] H.-J. Song and T. Nagatsuma, "Present and future of Terahertz communications," *IEEE Trans. on Terahertz Science and Technol.*, vol. 1, no. 1, pp. 256–263, 2011.

- [4] T. S. Rappaport *et al.*, “Wireless communications and applications above 100 GHz: Opportunities and challenges for 6G and beyond,” *IEEE Access*, vol. 7, pp. 78 729–78 757, 2019.
- [5] H. Srieddeen *et al.*, “Next generation Terahertz communications: A rendezvous of sensing, imaging, and localization,” *IEEE Commun. Mag.*, vol. 58, no. 5, pp. 69–75, 2020.
- [6] S. Koenig *et al.*, “Wireless sub-THz communication system with high data rate,” *Nature Photon*, vol. 7, p. 977–981, 2013.
- [7] M. Hasna and M.-S. Alouini, “Outage probability of multihop transmission over Nakagami fading channels,” *IEEE Commun. Lett.*, vol. 7, no. 5, pp. 216–218, 2003.
- [8] G. Karagiannidis *et al.*, “Bounds for multihop relayed communications in nakagami-m fading,” *IEEE Trans. on Commun.*, vol. 54, no. 1, pp. 18–22, 2006.
- [9] G. Karagiannidis, “Performance bounds of multihop wireless communications with blind relays over generalized fading channels,” *IEEE Trans. on Wireless Commun.*, vol. 5, no. 3, pp. 498–503, 2006.
- [10] E. Morgado *et al.*, “End-to-end average BER in multihop wireless networks over fading channels,” *IEEE Trans. on Wireless Commun.*, vol. 9, no. 8, pp. 2478–2487, 2010.
- [11] H. Y. Lateef *et al.*, “Performance analysis of multi-user, multi-hop cooperative relay networks over Nakagami-m fading channels,” *IEEE Commun. Lett.*, vol. 15, no. 7, pp. 776–778, 2011.
- [12] I. Trigui *et al.*, “Closed-form error analysis of variable-gain multihop systems in Nakagami-m fading channels,” *IEEE Trans. on Commun.*, vol. 59, no. 8, pp. 2285–2295, 2011.
- [13] J. Cao *et al.*, “Performance of multihop wireless links over generalized-K fading channels,” in *2010 IEEE 72nd Veh. Technol. Conf. - Fall*, 2010, pp. 1–5.
- [14] X. Lin and J. G. Andrews, “Connectivity of Millimeter Wave networks with multi-hop relaying,” *IEEE Wireless Commun. Lett.*, vol. 4, no. 2, pp. 209–212, 2015.
- [15] O. S. Badarneh and F. S. Almeahmadi, “Performance of multihop wireless networks in α - μ fading channels perturbed by an additive generalized gaussian noise,” *IEEE Commun. Lett.*, vol. 20, no. 5, pp. 986–989, 2016.
- [16] D. Dixit and P. R. Sahu, “Exact closed-form ABER for multi-hop regenerative relay systems over $\kappa - \mu$ fading,” *IEEE Wireless Commun. Lett.*, vol. 6, no. 2, pp. 246–249, 2017.
- [17] T. A. Tsiftsis *et al.*, “Multihop free-space optical communications over strong turbulence channels,” in *2006 IEEE Int. Conf. on Commun.*, vol. 6, 2006, pp. 2755–2759.
- [18] X. Tang *et al.*, “Multihop free-space optical communications over turbulence channels with pointing errors using heterodyne detection,” *J. of Lightw. Technol.*, vol. 32, no. 15, pp. 2597–2604, 2014.
- [19] E. Zedini and M.-S. Alouini, “Multihop relaying over IM/DD FSO systems with pointing errors,” *J. of Lightw. Technol.*, vol. 33, no. 23, pp. 5007–5015, 2015.
- [20] B. Ashrafzadeh *et al.*, “Unified performance analysis of multi-hop FSO systems over double generalized gamma turbulence channels with pointing errors,” *IEEE Trans. on Wireless Commun.*, vol. 19, no. 11, pp. 7732–7746, 2020.
- [21] P. Wang *et al.*, “Multihop FSO over exponentiated Weibull fading channels with nonzero boresight pointing errors,” *IEEE Photon. Technol. Lett.*, vol. 28, no. 16, pp. 1747–1750, 2016.
- [22] C. Ben Issaid *et al.*, “A generic simulation approach for the fast and accurate estimation of the outage probability of single hop and multihop FSO links subject to generalized pointing errors,” *IEEE Trans. on Wireless Commun.*, vol. 16, no. 10, pp. 6822–6837, 2017.
- [23] W. G. Alheadary *et al.*, “BER analysis of multi-hop heterodyne FSO systems with fixed gain relays over general Malaga turbulence channels,” in *2017 13th Int. Wireless Commun. and Mobile Computing Conf. (IWCMC)*, 2017, pp. 1172–1177.
- [24] A. A. Boulogeorgos and A. Alexiou, “Error analysis of mixed THz-RF wireless systems,” *IEEE Commun. Lett.*, vol. 24, no. 2, pp. 277–281, 2020.

- [25] P. Bhardwaj and S. M. Zafaruddin, "Performance of dual-hop relaying for THz-RF wireless link," in *2021 IEEE 93rd Veh. Technol. Conf. (VTC2021-Spring)*, 2021, pp. 1–5.
- [26] —, "Performance of dual-hop relaying for THz-RF wireless link over asymmetrical α - μ fading," *IEEE Trans. on Veh. Technol.*, vol. 70, no. 10, pp. 10 031–10 047, 2021.
- [27] —, "Fixed-gain AF relaying for RF-THz wireless system over α - κ - μ shadowed and α - μ channels," *IEEE Commun. Lett.*, pp. 1–1, 2021.
- [28] A.-A. A. Boulogeorgos and A. Alexiou, "Outage probability analysis of THz relaying systems," in *2020 IEEE 31st Annu. Int. Symp. on Personal, Indoor and Mobile Radio Commun.*, 2020, pp. 1–7.
- [29] V. U. Pai *et al.*, "Performance analysis of dual-hop THz wireless transmission for backhaul applications," in *2021 IEEE Int. Conf. Adv. Netw. Telecommun. Systems (ANTS'21), Hyderabad, India (accepted, Arxiv preprint: 2021)*, 2021.
- [30] S. Li and L. Yang, "Performance analysis of dual-hop THz transmission systems over α - μ fading channels with pointing errors," *IEEE Internet of Things J.*, pp. 1–1, 2021.
- [31] M. D. Yacoub, "The α - μ distribution: A physical fading model for the stacy distribution," *IEEE Trans. on Veh. Technol.*, vol. 56, no. 1, pp. 27–34, 2007.
- [32] E. N. Papasotiriou *et al.*, "A new look to THz wireless links: Fading modeling and capacity assessment," in *2021 IEEE 32nd Annu. Int. Symp. on Personal, Indoor and Mobile Radio Commun.*, 2021, pp. 1–6.
- [33] E. Papasotiriou *et al.*, "An experimentally validated fading model for THz wireless systems," *Scientific report*, vol. 11, 2021.
- [34] G. Stratidakis *et al.*, "Relay-based blockage and antenna misalignment mitigation in THz wireless communications," in *2020 2nd 6G Wireless Summit (6G SUMMIT)*, 2020, pp. 1–4.
- [35] J. Ye *et al.*, "Modeling co-channel interference in the THz band," *IEEE Trans. on Veh. Technol.*, vol. 70, no. 7, pp. 6319–6334, 2021.
- [36] Q. H. Abbasi *et al.*, "Cooperative In-Vivo nano-network communication at Terahertz frequencies," *IEEE Access*, vol. 5, pp. 8642–8647, 2017.
- [37] Z. Rong *et al.*, "Relay-assisted nanoscale communication in the THz band," *Micro Nano Lett.*, vol. 12, no. 6, pp. 373–376, 2017.
- [38] Q. Xia and J. M. Jornet, "Cross-layer analysis of optimal relaying strategies for Terahertz-band communication networks," in *2017 IEEE 13th Int. Conf. on Wireless and Mobile Comput., Netw. and Commun. (WiMob)*, 2017, pp. 1–8.
- [39] Q. Xia and J. M. Jornet, "Routing protocol design for directional and buffer-limited Terahertz communication networks," in *ICC 2020 - 2020 IEEE Int. Conf. on Commun.*, 2020, pp. 1–7.
- [40] T. Mir *et al.*, "Hybrid precoding design for two-way relay-assisted Terahertz massive MIMO systems," *IEEE Access*, vol. 8, pp. 222 660–222 671, 2020.
- [41] J. Xu *et al.*, "An energy efficient multi-hop routing protocol for Terahertz wireless nanosensor networks," in *Wireless Algorithms, Syst., and Appl.* Springer International Publishing, 2016, pp. 367–376.
- [42] C. Huang *et al.*, "Multi-hop RIS-empowered Terahertz communications: A DRL-based hybrid beamforming design," *IEEE J. Sel. Areas Commun.*, vol. 39, no. 6, pp. 1663–1677, 2021.
- [43] X. Yi *et al.*, "Performance analysis for a mixed RF and multihop FSO communication system in 5G C-RAN," *IEEE/OSA J. of Opt. Commun. and Netw.*, vol. 11, no. 8, pp. 452–464, 2019.
- [44] A. A. Farid and S. Hranilovic, "Outage capacity optimization for free-space optical links with pointing errors," *J. Lightw. Technol.*, vol. 25, no. 7, pp. 1702–1710, 2007.
- [45] P. Shankar, "Error rates in generalized shadowed fading channels," *Wireless Personal Commun.*, vol. 28, no. 3, pp. 233–238, 2004.

- [46] I. S. Gradshteyn and I. M. Ryzhik, *Table of Integrals, Series, and Products*. Academic press, San Diego, CA, 6th edition, 2000.
- [47] H. R. Alhennawi *et al.*, “Closed-form exact and asymptotic expressions for the symbol error rate and capacity of the H-Function fading channel,” *IEEE Trans. on Veh. Technol.*, vol. 65, no. 4, pp. 1957–1974, 2016.
- [48] A. M. Mathai *et al.*, *The H-Function: Theory and Applications*. Springer, New York, NY, 2010.
- [49] *The Wolfram function Site*, Accessed: Sept. 26, 2021. Available: <https://functions.wolfram.com/HypergeometricFunctions/MeijerG/>.
- [50] Y. Abo Rahama *et al.*, “On the sum of independent Fox’s H-function variates with applications,” *IEEE Trans. on Veh. Technol.*, vol. 67, no. 8, pp. 6752–6760, 2018.
- [51] A. A. Kilbas, *H-Transforms: Theory and Applications*. CRC Press, 2004.
- [52] E. Zedini *et al.*, “Dual-hop FSO transmission systems over Gamma–Gamma turbulence with pointing errors,” *IEEE Trans. Wireless Commun.*, vol. 16, no. 2, pp. 784–796, 2017.
- [53] A. Papoulis and S. Pillai, *Probability, Random Variables, and Stochastic Processes*. McGraw Hill, Boston, Fourth Edition, 2002.
- [54] M. Hasna and M.-S. Alouini, “A performance study of dual-hop transmissions with fixed gain relays,” *IEEE Trans. Wireless Commun.*, vol. 3, no. 6, pp. 1963–1968, 2004.
- [55] P. Sen *et al.*, “The TeraNova platform: An integrated testbed for ultra-broadband wireless communications at true Terahertz frequencies,” *Computer Networks, Elsevier*, 2020.
- [56] E. Illi *et al.*, “A performance study of a hybrid 5G RF/FSO transmission system,” in *2017 Int. Conf. on Wireless Netw. and Mobile Commun. (WINCOM)*, 2017, pp. 1–7.
- [57] V. Adamchik and O. Marichev, *The algorithm for calculating integrals of hypergeometric type functions and its realization in reduce system*. John Wiley and Sons, 3rd Edition, 1990.
- [58] P. Mittal and K. Gupta, “An integral involving generalized function of two variables,” *Proc. Indian Acad. Sci.*, vol. 75, no. 9, pp. 117–123, 1972.