

Deep convolutional forest: a dynamic deep ensemble approach for spam detection in text

Mai A. Shaaban^{*1}, Yasser F. Hassan², and Shawkat K. Guirguis³

¹Department of Mathematics and Computer Science, Faculty of Science,
Alexandria University, Alexandria, Egypt

²Faculty of Computers and Data Science, Alexandria University, Alexandria, Egypt

³Institute of Graduate Studies and Research, Alexandria University, Alexandria,
Egypt

Abstract

The increase in people's use of mobile messaging services has led to the spread of social engineering attacks like phishing, considering that spam text is one of the main factors in the dissemination of phishing attacks to steal sensitive data such as credit cards and passwords. In addition, rumors and incorrect medical information regarding the COVID-19 pandemic are widely shared on social media leading to people's fear and confusion. Thus, filtering spam content is vital to reduce risks and threats. Previous studies relied on machine learning and deep learning approaches for spam classification, but these approaches have two limitations. Machine learning models require manual feature engineering, whereas deep neural networks require a high computational cost. This paper introduces a dynamic deep ensemble model for spam detection that adjusts its complexity and extracts features automatically. The proposed model utilizes convolutional and pooling layers for feature extraction along with base classifiers such as random forests and extremely randomized trees for classifying texts into spam or legitimate ones. Moreover, the model employs ensemble learning procedures like boosting and bagging. As a result, the model achieved high precision, recall, f1-score and accuracy of 98.38%.

Keywords— Ensemble methods, Deep learning, Machine learning, Spam classification, Text messages

1 Introduction

Mobile messaging service has become one of the most common means of communication among people since they allow individuals to communicate with one another at any time and from any location. Besides, there is a vast number of messaging apps that provide their service for free. According to statistics, 95% of mobile messages in the USA are read and responded to within three minutes of receiving [1]. In addition, Short Message Service (SMS) offers businesses an enormous chance to communicate and interact with customers as 48% of consumers prefer direct communication from businesses via SMS [1]. As a result, users are prone to SMS attacks such as spam and phishing, especially users who lack awareness about cyber threats.

Spam text is any undesired text transmitted to people without their permission and may include a link to a phone number to call, a link to open a website, or a link to download a file. Thus, an attacker can masquerade as a trusted entity and exploit spam texts by attaching malicious links so that victims may be duped into clicking

^{*}Corresponding Author: mai.shaaban@alexu.edu.eg

a harmful link, resulting in installing malware or revealing sensitive information, including login credentials and credit card numbers [2, 3]. For example, phishing attacks can occur by sending fake messages for users telling them to reset their passwords to be able to login to Facebook, Twitter, or any other platform [4]. Besides, spammers can share misleading information about the COVID-19 pandemic causing a negative impact on society [5]. Therefore, filtering spam texts is crucial to protect users against social engineering attacks, mobile malware and threats.

Previous studies in the area of spam classification focused on using machine learning algorithms [6], but these algorithms require prior knowledge and domain expertise for identifying useful features in order to achieve accurate classification [7]. Furthermore, researchers proposed deep learning approaches to detect spam [5]. However, deep neural networks require much effort in tuning hyper-parameters [8]. Besides, they require massive data for training to predict new data accurately. Consequently, they require a high computational cost [8].

To overcome the high complexity of deep learning models and to reduce the effort spent in tuning hyper-parameters, Zhou and Feng [8] developed multi-grained cascade forest (gcForest), a decision tree ensemble approach that can be applied to different classification tasks and has much fewer hyper-parameters than deep learning neural networks. Ensemble methods [9] train multiple base models to produce a single best-fit predictive model. Kotschieder et al. [10] demonstrated that employing ensemble approaches like random forests [11] aided by deep learning model features, can be more effective than solely using a deep neural network. gcForest applies multi-grained scanning for extracting features and employs a cascade structure (i.e., layer-by-layer processing of raw features) for learning. Inspired by gcForest, this paper enhances the procedure of feature engineering by replacing the multi-grained scanning with convolutional layers and pooling layers to capture high-level features from textual data. The motivation for using gcForest as a baseline for this paper is that gcForest is the first deep learning model that trains data without relying on neural networks and backpropagation, as the authors claimed [8].

This paper introduces a dynamic (self-adaptive) deep ensemble mechanism to overcome the stated limitations of machine learning and deep learning approaches for detecting spam texts. The main contributions of this paper are as follows:

- Implementing a dynamic deep ensemble model called Deep Convolutional Forest (DCF).
- Extracting features automatically by utilizing convolutional layers and pooling layers.
- Determining the model complexity automatically so that the model can perform accurately on both small-scale data and large-scale data.
- Classifying text into Spam or Ham (Not-Spam), achieving a remarkable accuracy.

The rest of this paper is arranged as follows: Section "Related works" provides the literature review, Section "Methodology" explains the word embedding technique, followed by the detailed explanation of Deep Convolutional Forest (DCF), Section "Experimental results" shows the results of the proposed method along with results of traditional machine learning classifiers and existing deep learning methods, Section "Discussion" discusses the findings and explains why the proposed solution outperforms the existing solutions. Finally, Section "Conclusion and future work" concludes the proposed work and contains recommendations for future research.

2 Related works

Over recent years, computer scientists have published a considerable volume of literature on spam detection [12, 13, 6, 5]; these works were limited to using machine learning and deep learning based models.

Bassiouni et al. [14] experimented multiple classifiers to filter emails gathered from the Spambase UCI dataset, which contained 4601 instances. They performed data preprocessing, then they selected features using Infinite Latent Feature Selection (ILFS). Finally, they classified emails with an accuracy of 95.45% using Random Forest (RF), while the remaining classifiers: Artificial Neural Network (ANN), Logistic Regression, Support Vector Machine (SVM), Random Tree, K-Nearest Neighbors (KNN), Decision Table (DT), Bayes Net,

Naive Bayes (NB) and Radial Basis Function (RBF) scored 92.4%, 92.4%, 91.8%, 91.5%, 90.7%, 90.3%, 89.8%, 89.8% and 82.6%, respectively.

Merugu et al. [15] classified text messages into Spam and Ham category with an accuracy rate of 97.6% using Naive Bayes, which proved to outperform other machine learning algorithms such as Random Forest, Support Vector Machine and K-Nearest Neighbors according to the experimental results. The messages were collected from the UCI repository. this repository contained 5574 variable-length messages. To feed data into a classification model, the authors converted messages into fixed-length numerical vectors by creating term frequency-inverse document frequency (TF-IDF) vectors using the bag of words (BoW) model.

In 2020, Gaurav et al. [16] proposed spam mail detection (SPMD) method based on the document labeling concept, which sorts the new messages into two categories: Ham and Spam. Experimental results illustrated that Random Forest produced the highest accuracy of 92.97% among the three classification models: Naive Bayes, Decision Tree and Random Forest.

Lately, researchers have proposed deep learning methods such as Convolutional Neural Network (CNN) [17] and Short-Term Memory (LSTM) [18, 19] for categorizing Spam and Ham messages. Popovac et al. [17] applied a CNN-based architecture after performing data preprocessing steps including tokenization, stemming, preservation of sentiment of text and removal of stop words. The feature extraction process involved transforming a text into a matrix of TF-IDF features. According to their experiment, CNN proved to be effective more than machine learning algorithms with an accuracy score of 98.4%.

Another spam filtering model was proposed by [18], they combined an N-gram TF-IDF feature selection, modified distribution-based balancing algorithm and a regularized deep multi-layer perceptron neural network model with rectified linear units (DBB-RDNN-ReL). Although their model was computationally intensive, the model provided an accuracy of 98.51%.

Jain et al. [19] used sequential stacked CNN-LSTM model (SSCL) to classify SMS spam with an accuracy of 99.01%. They converted each text into semantic word vectors with the help of Word2vec, WordNet and ConceptNet. However, searching for the word vectors in these embeddings caused system overload.

Ghourabi et al. [20] presented a hybrid model for classifying text messages written in Arabic or English that is based on the combination of two deep neural network models: CNN and LSTM. The results indicated that the CNN-LSTM model scored an accuracy of 98.37%, which is higher than other techniques like Support Vector Machine, K-Nearest Neighbors, Multinomial Naive Bayes, Decision Tree, Logistic Regression, Random Forest, AdaBoost, Bagging classifier and Extra Trees.

In 2020, Roy et al. [7] focused on how to effectively filter Spam and Not-Spam text message downloaded from the UCI Repository [21], which contains 5574 instances. They tested deep learning algorithms such as Convolutional Neural Network (CNN) and Long Short-Term Memory (LSTM) as well as machine learning classifiers such as Naive Bayes (NB), Random Forest (RF), Gradient Boosting (GB), Logistic Regression (LR) and Stochastic Gradient Descent (SGD). The experimental results confirmed that applying CNN with three convolutional layers and a regularization parameter (dropout) on randomly sampled 10-fold cross validation data resulted in an accuracy of 99.44%. However, the authors spent much effort in tuning hyper-parameters.

As mentioned in Section "Introduction", this study aims to handle feature relationships in textual data by using convolutional layers together with pooling layers as alternatives to the multi-grained scanning procedure proposed by [8]. Zhou and Feng [8] proposed an ensemble of ensembles mechanism, meaning that each level learns from its previous level and each level has an ensemble of decision-tree forests.

Descriptions of existing text-based spam detection techniques with respect to datasets, feature extraction and selection methods, types of algorithms, and performance measure are covered in Table 1.

Table 1: Existing text-based spam detection techniques

Model	Dataset(s) used	Feature extraction/selection	Algorithm(s) used	Performance measure
-------	-----------------	------------------------------	-------------------	---------------------

[14]	Spambase UCI	ILFS	RF with 100 trees, ANN, Logistic, SVM, Random Tree, KNN, DT, Bayes Net, NB and RBF	The best accuracy = 95.45% for RF
[15]	SMS spam	TF-IDF	NB, KNN, RF, SVM	The best accuracy is close to 98% for NB, RF, SVM
[16]	Enron, Ling-Spam, and PU	TF-IDF	SPMD with NB, DT and RF	The highest accuracy = 92.56% for RF in Ling-Spam dataset
[17]	SMS spam	TF-IDF	CNN	98.4%
[18]	Enron, SpamAssassin, SMS, and Social networking	N-gram TF-IDF	DBB-RDNN-ReL	The highest accuracy = 99.79% in SpamAssassin dataset
[19]	SMS spam and Twitter	Word2Vec, WordNet and ConceptNet	SSCL	The highest accuracy = 99.01% in SMS spam dataset
[20]	SMS spam and Arabic messages	Word2Vec and GloVe	CNN-LSTM	The highest accuracy = 98.37% in SMS spam
[7]	SMS spam	Word embeddings	CNN and LSTM	99.44%
[22]	SMS spam	Word weighting	Hidden Markov Model (HMM)	96.9%
[23]	SMS spam and Twitter	TF-IDF and GloVe	Spam Transformer	The highest accuracy = 98.92% in SMS spam

3 Methodology

Data passes through two main phases as shown in Fig. 1: the first phase is applying the word embedding technique after preprocessing to convert textual data into a numerical form and the second phase is using Deep Convolutional Forest (DCF) to extract features and classify text as illustrated in Fig. 2. The proposed method analyses the SMS spam dataset, which is publicly available [21]. The dataset has a collection of messages where each message is either 1 (Spam) or 0 (Not-Spam). First of all, text messages were prepared by splitting each message into a list of words, then performing text preprocessing techniques like stemming and stop words removal. Afterward, each word was transformed into a sequence of numbers called a word vector; the word vector is generated using a word embedding technique as explained in Section "Word embedding". Finally, the generated word vectors are sent as a word matrix to DCF for classification and determining whether a message is Spam or Not-Spam as explained in Section "Deep Convolutional Forest".

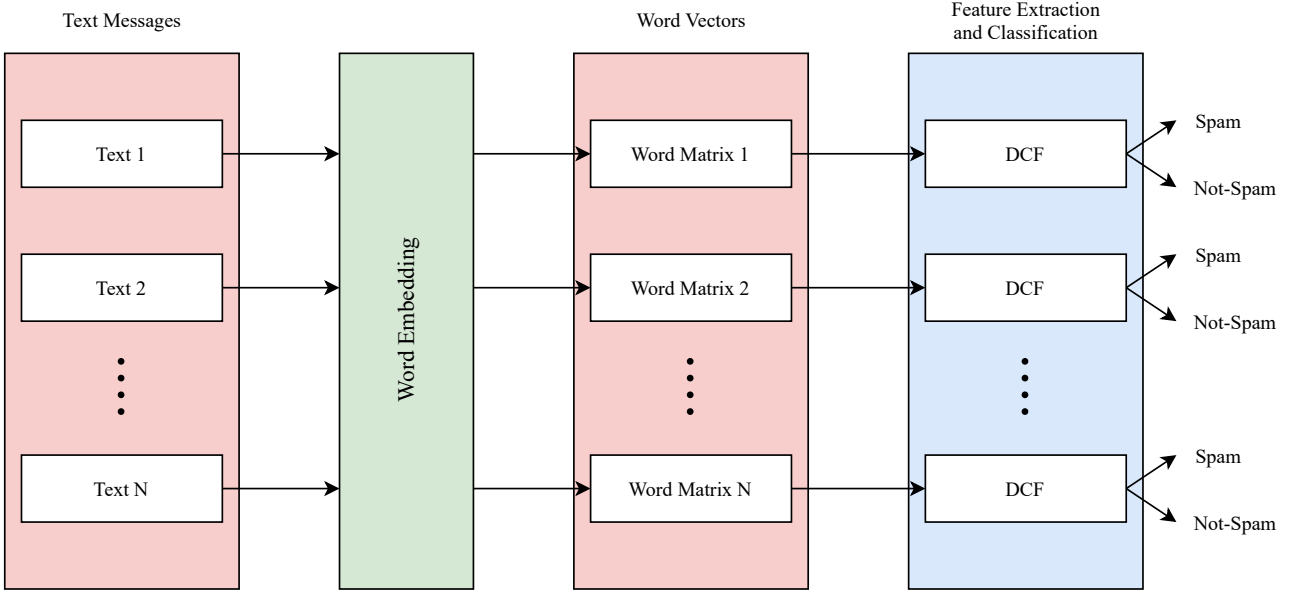


Figure 1: Workflow of data: text preprocessing, word embedding, feature extraction and classification.

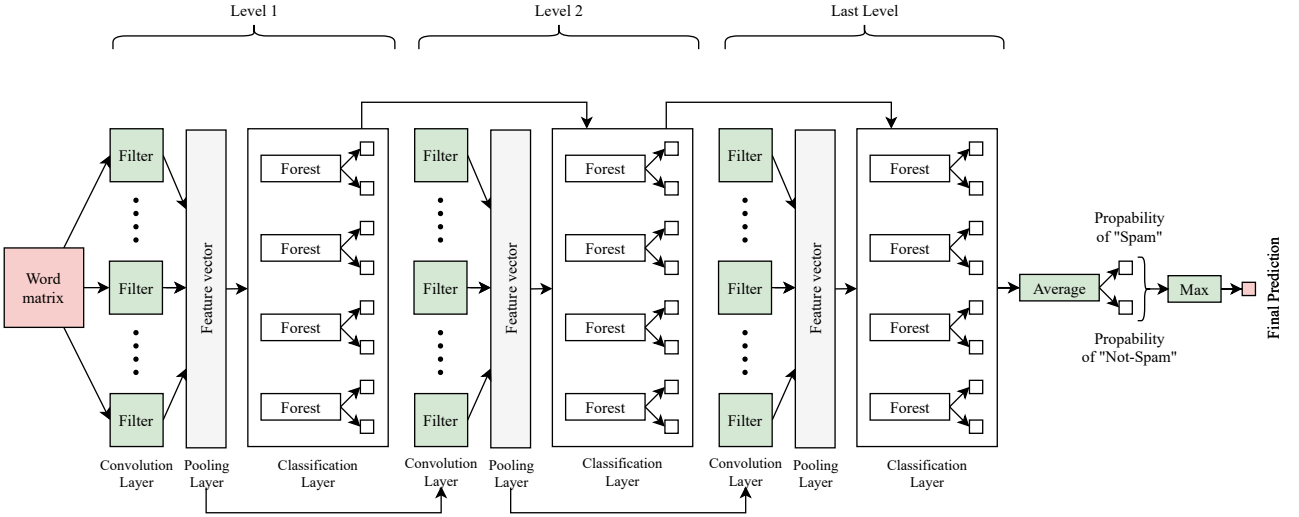


Figure 2: Structure of Deep Convolutional Forest (DCF).

3.1 Word embedding

Word embedding is a technique where each word is represented by a vector holding numbers indicating the semantic similarity to other words in text corpus (i.e., similar words have similar representations). The difference between word embedding and the one-hot encoding method is that the one-hot encoding method splits each text into a group of words and turns each word into a sequence of numbers disregarding the word meaning within context [24], unlike the word embedding technique that transforms each word into a dense vector called a word vector that captures its relative meaning within the document [25] using GloVe algorithm [26] implemented by the embedding layer [27].

In word embedding technique, every message m is a sequence of words: $w_1, w_2, w_3, \dots, w_n$; each word is presented as a word vector of length d . After that, all word vectors of a given message (i.e., n word vectors) are concatenated to form a word matrix $\mathbf{M} \in \mathbb{R}^{n \times d}$. Finally, DCF receives the word matrix through the input layer and performs the convolution operation to produce feature maps through the convolutional layer.

3.2 Deep Convolutional Forest

The Deep Convolutional Forest (DCF) model employs a cascade approach inspired by the structure of deep neural networks and deep forest [8] as shown in Fig. 2. Each level receives processed feature information from its prior level and outputs its processing outcome to the posterior level. The output of each level is the probabilities of both classes: Spam and Not-Spam; these probabilities are then concatenated with the feature maps to form the input of the next level. The model predicts the class of a given message by taking the average of the probabilities of Spam and the probabilities of Not-Spam separately from the last level's output, and then it takes the maximum average as a final prediction result.

The model accuracy is the main factor that determines the number of levels. Whenever the accuracy of validation data increases, DCF continues to generate new levels and stops when there is no significant improvement in the accuracy score, unlike deep neural networks where the number of hidden layers is a pre-defined parameter. As a result, DCF is applicable to different scales of datasets, not limited to large-scale ones, as it automatically adjusts its complexity by terminating the training process when adequate.

The core units of each level in DCF are the convolutional layer, the pooling layer and the classification layer, which contains four base classifiers: two random forests [11] and two extremely randomized trees [28]. The convolutional layer is responsible for the feature extraction task, whereas the pooling layer helps prevent overfitting in the proposed model. Moreover, the classification layer predicts the probabilities of Spam and Not-Spam for a given message.

DCF combines the advantages of two techniques: bagging and boosting, they work interchangeably for decreasing variance and bias [29, 30]. Bagging refers to a group of weak learners that learns from each other independently in parallel and combines the outcomes to determine the model average [29], whereas boosting is a group of weak learners that learns from each other in series where the next learner tries to improve the results of the previous learner [29]. DCF represents bagging through combining outputs from each forest in the classification layer as well as using Random Forest as a base classifier, which combines predictions from each decision tree and outputs the model average. Moreover, DCF supports boosting since it keeps adding levels where the next level tries to correct errors present in the previous level.

3.2.1 Convolution operation

The convolutional layer extracts hidden features from the textual data by performing the convolution operation on a word matrix and applying the Rectified Linear Unit (ReLU) activation function [31] on the output. Let $\mathbf{M} \in \mathbb{R}^{n \times d}$ be the input word matrix having n words and d -dimensional word vector, a filter $\mathbf{F} \in \mathbb{R}^{d \times k}$ slides over the input, resulting in a feature vector \mathbf{O} of dimension $n - k + 1$, also known as a feature map, where k is the region size of the kernel. The process of finding the feature vector assuming that $k = 2$ is shown in (1).

Let

$$\mathbf{M} = \begin{bmatrix} w_{11} & w_{12} & \dots & w_{1d} \\ w_{21} & w_{22} & \dots & w_{2d} \\ \vdots & \vdots & \vdots & \vdots \\ w_{n1} & w_{n2} & \dots & w_{nd} \end{bmatrix},$$

and

$$\mathbf{F} = \begin{bmatrix} f_{11} & f_{21} \\ f_{12} & f_{22} \\ \vdots & \vdots \\ f_{1d} & f_{2d} \end{bmatrix}.$$

Then

$$\mathbf{M} \odot \mathbf{F} = \mathbf{O} \rightarrow \begin{bmatrix} O_1 \\ O_2 \\ \vdots \\ O_{n-2+1} \end{bmatrix} \quad (1)$$

Where \odot is the convolution operator, which results in a feature vector \mathbf{O} of length $(n - 2 + 1)$ in which each feature is calculated as follows:

$$\begin{aligned}
O_1 &= w_{11}f_{11} + w_{12}f_{12} + \dots + w_{1d}f_{1d} + w_{21}f_{21} + w_{22}f_{22} + \dots + w_{2d}f_{2d} \\
O_2 &= w_{21}f_{11} + w_{22}f_{12} + \dots + w_{2d}f_{1d} + w_{31}f_{21} + w_{32}f_{22} + \dots + w_{3d}f_{2d} \\
O_i &= w_{(n-1)1}f_{11} + w_{(n-1)2}f_{12} + \dots + w_{(n-1)d}f_{1d} + w_{n1}f_{21} + w_{n2}f_{22} + \dots + w_{nd}f_{2d}
\end{aligned}$$

The feature vector \mathbf{O} passes through the Rectified Linear Unit (ReLU) activation function. As shown in (2), ReLU takes each value O_i and returns O_i if the value is positive; otherwise, it returns zero, meaning that ReLU finds the maximum value between O_i and zero. This value is noted by \hat{O}_i .

The output of the convolutional layer after applying several filters becomes a set of feature maps as each filter produces one feature map $\hat{\mathbf{O}}$ of length $(n - 2 + 1)$ having positive values only.

$$\hat{O}_i = \max(0, O_i) \quad (2)$$

3.2.2 Pooling operation

DCF's pooling layer applies the pooling operation for downsampling feature maps to avoid overfitting [32], as it aggregates the output of each filter. Overfitting happens when the model learns the noise in textual data, which impacts the model's performance negatively [20]. Pooling has three common variations [7]; max-pooling is the one that yielded better results than min-pooling and average pooling. The max-pooling operation highlights the most present feature in each feature map by calculating the maximum value. The pooling size was configured to be equal to the input size, so the output vector $\tilde{\mathbf{O}} = [\tilde{O}_1, \tilde{O}_2, \dots, \tilde{O}_L]$ has L features, where each element \tilde{O}_i is the maximum value of each feature map and can be calculated by (3).

$$\tilde{O}_i = \max(\hat{O}) \quad (3)$$

In the end, the features extracted using the convolution and the pooling layer (i.e., $\tilde{\mathbf{O}}$) pass through the classification layer. Algorithm 1 provides the detailed steps of the feature extraction process, considering that the number of features is equal to the number of filters.

Algorithm 1 Feature extraction

Input: $M \in \mathbb{R}^{n \times d}$

Output: $\tilde{\mathbf{O}}$ of length L (number of features)

```

1: function EXTRACTFEATURES( $M$ )
2:   for  $j = 1$  to  $L$  do
3:      $O_j \leftarrow M \odot F_j$ 
4:      $\hat{O}_j \leftarrow \text{ReLU}(O_j)$ 
5:      $\tilde{O}_j \leftarrow \text{MAX}(\hat{O}_j)$ 
6:   end for
7:   return  $\tilde{\mathbf{O}}$ 
8: end function

```

3.2.3 Random forests and extremely randomized trees

The base classifiers in the proposed model are random forests [11] and extremely randomized trees [28], which rely on the decision tree ensemble approach. Ensemble methods improve prediction results by combining multiple classifiers for the same task [9]. Each level in DCF involves different forest types to support diversity; diversity is crucial in constructing ensemble methods [9].

Both forest types: random forests [11] and extremely randomized trees [28], consist of a vast number of decision trees, where the prediction of every tree participates in the final decision of a forest by taking the majority vote. Furthermore, the growing tree procedure is the same in both techniques as they select a subset of features randomly, but they have two exceptions, as explained below.

Random forests build a decision tree by subsampling the input and selecting a subset of features randomly. Then, choosing the optimum feature for the split at each tree node according to the one with the best Gini value

[30], whereas extremely randomized trees manipulate the whole input and choose a random feature for the split at each node.

Algorithm 2 Deep Convolutional Forest

Input: $M \in \mathbb{R}^{n \times d}$

Output: Y (the message label: 0 or 1)

```

1:  $\tilde{O} \leftarrow \text{EXTRACTFEATURES}(M)$ 
2:  $probabilities = \emptyset$ 
3: repeat
4:    $P_{ham} = \emptyset, P_{spam} = \emptyset$ 
5:   for  $i = 1$  to 4 do
6:      $P_h, P_s \leftarrow \text{FOREST}(\tilde{O}, probabilities)$ 
7:      $P_{ham} \leftarrow \text{CONCAT}(P_h, P_{ham})$ 
8:      $P_{spam} \leftarrow \text{CONCAT}(P_s, P_{spam})$ 
9:   end for
10:   $probabilities \leftarrow \text{CONCAT}(P_{ham}, P_{spam})$ 
11:   $\tilde{O} \leftarrow \text{UPDATEFEATURES}(\tilde{O})$ 
12: until no significant improvement in performance
13:  $\bar{h} \leftarrow \text{MEAN}(P_{ham})$ 
14:  $\bar{s} \leftarrow \text{MEAN}(P_{spam})$ 
15: if  $\bar{h} > \bar{s}$  then
16:    $Y = 0$ 
17: else
18:    $Y = 1$ 
19: end if
20: return  $Y$ 

21: function  $\text{UPDATEFEATURES}(X)$ 
22:   initialize  $W \leftarrow$  random weights
23:    $X \leftarrow X \odot W$ 
24:    $\hat{X} \leftarrow \text{RELU}(X)$ 
25:    $\tilde{X} \leftarrow \text{MAX}(\hat{X})$ 
26:   return  $\tilde{X}$ 
27: end function

```

3.2.4 Final prediction

As shown in Fig. 2, the DCF's first level extracts features from a text through the convolutional layer and the max-pooling layer. Next, each forest in the first level's classification layer takes the extracted features and outputs two probabilities: the probability of a given message being Spam and being Not-Spam. After that, DCF computes the accuracy of the first level to be compared with the new accuracy of the second level. The second level in DCF produces new features, which are then concatenated with the probabilities generated by the first level to form the input to the second level's classification layer, which outputs new probabilities (predictions). A new accuracy is calculated and compared with the previous accuracy so that DCF will continue to generate levels until it finds no significant improvement in accuracy or reaches the maximum number of levels. Each level has a convolutional layer, a max-pooling layer and a classification layer consisting of four forests: two random forests [11] and two extremely randomized trees [28]. Hence, each level in DCF outputs eight probabilities (i.e., four Spam probabilities and four Not-Spam probabilities).

The last level in DCF takes the average of probabilities for Spam and the average of probabilities for Not-Spam; the higher average value will be the final prediction. Algorithm 2 provides the full implementation of DCF.

4 Experimental results

This section analyzes the model’s performance in detecting Spam messages gathered from the UCI repository [21] and compares the results with multi-grained cascade forest (gcForest) and the traditional machine learning classifiers as well as the existing deep learning techniques. As shown in Table 2, the number of spam instances is extremely lower than the number of legitimate ones, so balancing the class distribution is necessary to obtain accurate results. Initially, the dataset was split into two subsets: 80% of the messages are for training and the remaining 20% are for testing and validation. Then, the SMOTE [33] over-sampling technique was applied for balancing data before feeding it into the classifier.

Table 2: Statistics of the SMS spam dataset.

Label	Number of instances	Class distribution
Ham	4825	86.59%
Spam	747	13.41%
Total	5572	100%

4.1 Configuration

The proposed approach was implemented with Python 3.7 along with TensorFlow [34], Keras [35] and Scikit-learn [36]. The embedding layer in Keras converted textual data into word vectors using GloVe word embeddings, which contains pre-trained 100-dimensional word vectors. The convolutional layer yielded the most promising performance by using 64 filters for applying the convolution operation on each input, where each filter (kernel) is a two-dimensional array of weights. The experiment showed that max-pooling with a pool size equals the size of the input was better than min-pooling and average-pooling. Although many studies used a different number of filters in each convolution layer in convolutional neural networks [5], DCF uses the same number of filters as there is no significant change in performance and to facilitate the process of tuning hyper-parameters. Moreover, each forest in the classification layer contained 100 trees. However, using more trees failed to increase the accuracy. Consequently, the proposed model predicted Spam messages with an accuracy equals 98.38% after generating two levels only. Table 3 summarizes the configuration setup of DCF.

Table 3: Configuration setup of DCF.

Parameter	Best value	Location
Number of filters	64	Convolutional layers
Kernel size	2	Convolutional layers
Number of trees	100	Base classifiers
Number of generated levels	2	DCF

4.2 Evaluation metrics

As discussed in Section "Deep Convolutional Forest", the accuracy score is the main factor in determining the number of DCF’s levels. After each level, DCF estimates the performance on the validation set until it finds no significant gain in performance. The experiment showed that two levels were enough to classify Spam messages. As a result, the training procedure was terminated and the model was evaluated on the test set based on the following well-known classification metrics:

- True Positives (T_P): number of positive (Spam) messages that are correctly predicted as positive (Spam).

- True Negatives (T_N): number of negative (Not-Spam) messages that are correctly predicted as negative (Not-Spam).
- False Positives (F_P): number of negative (Not-Spam) messages that are predicted as positive (Spam).
- False Negatives (F_N): number of positive (Spam) messages that are predicted as negative (Not-Spam).
- Precision: determines the ability not to label a negative (Not-Spam) message as positive (Spam).

$$Precision = \frac{T_P}{T_P + F_P} \quad (4)$$

- Recall: determines the ability to find all positive (Spam) messages.

$$Recall = \frac{T_P}{T_P + F_N} \quad (5)$$

- F1-Score: is a weighted average of precision and recall.

$$F1 - Score = 2 \times \frac{Precision \times Recall}{Precision + Recall} \quad (6)$$

- Accuracy: compares the set of predicted labels to the corresponding set of actual labels.

$$Accuracy = \frac{T_P + T_N}{T_P + F_P + T_N + F_N} \quad (7)$$

- Receiver Operating Characteristic (ROC) curve: plots True Positive Rate (TPR) on y-axis as defined in (8) and False Positive Rate (FPR) on x-axis as defined in (9). The area under the ROC curve (AUC) measures the model's performance; the higher the AUC value, the better model.

$$TPR = \frac{T_P}{T_P + F_N} \quad (8)$$

$$FPR = \frac{F_P}{F_P + T_N} \quad (9)$$

According to the confusion matrix described in Table 4, the proposed algorithm identified Spam messages with low false-negative and false-positive rates. Moreover, from the data in Table 5, it can be seen that DCF performed well on the test set, resulting in high precision, recall, f1-score, accuracy, and AUC score.

Table 4: The confusion matrix of DCF.

		Actual%	
		Spam	Not-Spam
Predicted%	Spam	83.64	1.44
	Not-Spam	0.18	14.74

Table 5: Classification results of DCF with two levels and diverse forest types.

Label	Precision	Recall	F1-Score	Accuracy	AUC
Spam	0.9880	0.9111	0.9480	98.38%	0.989
Ham	0.9831	0.9979	0.9904		

The goal of constructing ensemble models is to minimize the generalization error. As long as the individual learners are diverse and independent, the prediction error of the ensemble model decreases [37]. DCF encourages diversity by employing different structures of forests as base classifiers. Table 6 shows that the results of DCF having four forests of the same type (i.e., four random forests) are indeed worse than having four forests with diverse building strategies as shown in Table 5. Hence, the diversity affects the performance of detecting Spam messages.

Table 6: Classification results of DCF with two levels and the same type of forests.

Label	Precision	Recall	F1-Score	Accuracy	AUC
Spam	0.9939	0.9000	0.9446	98.29%	0.955
Ham	0.9811	0.9989	0.9899		

4.3 Machine learning classifiers

To apply machine learning classifiers: Support Vector Machine (SVM), Naive Bayes (NB), K-Nearest Neighbors (KNN) and Random Forest (RF), text preprocessing techniques such as tokenization, removal of stop words and stemming were applied for extracting features manually from the SMS spam dataset. Table 7 presents 10 features that were extracted after data preprocessing. As indicated in Table 8, DCF outperformed other classifiers in categorizing Spam and Not-Spam messages in terms of precision, recall, f1-score and accuracy. According to the ROC curve in Fig. 3, the AUC score of the proposed model is significantly higher than the other classifiers, considering that the hyper-parameters of the mentioned machine learning algorithms were set to default during the experiment.

Table 7: The extracted features that are used in traditional machine learning classifiers

Feature	Description	Value
characters count	number of characters (message length)	1 or more
words count	number of words	1 or more
readability score	Flesch–Kincaid readability test score which indicates how difficult a text to understand [38]	number
misspelled count	number of misspelled words	0 or more
emails count	number of emails	0 or more
phones count	number of phone numbers	0 or more
is currency found	indicates the existence of currency symbol	0 or 1
IP address count	number of IP addresses	0 or more
urls count	number of URLs	0 or more
has blacklist url	indicates the existence of blacklisted URL	0 or 1

Table 8: Comparison of the results obtained by traditional machine learning classifiers with the proposed model.

Model	Label	Precision	Recall	F1-Score	Accuracy
SVM	Spam	0.5142	0.9056	0.6559	84.64%
	Not-Spam	0.9786	0.8349	0.9011	
NB	Spam	0.8938	0.7944	0.8412	95.15%
	Not-Spam	0.9612	0.9818	0.9714	
KNN	Spam	0.6000	0.8167	0.6918	88.23%
	Not-Spam	0.9620	0.8950	0.9273	
RF	Spam	0.9299	0.8111	0.8665	95.96%
	Not-Spam	0.9644	0.9882	0.9762	
DCF	Spam	0.9880	0.9111	0.9480	98.38%
	Not-Spam	0.9831	0.9979	0.9904	

4.4 Deep learning techniques

Convolutional Neural Networks (CNN) and Long Short-Term Memory (LSTM) were implemented to compare their results with DCF. The number of convolutional layers affects the performance of CNN [7]. Hence, three models of CNN were applied: the first model has one convolutional layer (1-CNN), the second model has two convolutional layers (2-CNN) and the third model has three convolutional layers (3-CNN). All of the mentioned deep learning models start with an embedding layer to generate 100-dimensional word vectors using GloVe; these word vectors are then used as inputs to the convolutional layer or the LSTM layer to produce feature maps. The convolutional layer in CNN has 64 filters of size 2 to match the configuration of DCF, and the number of units in LSTM was also set to 64. The models used the ReLU activation function as well as applying the Adam

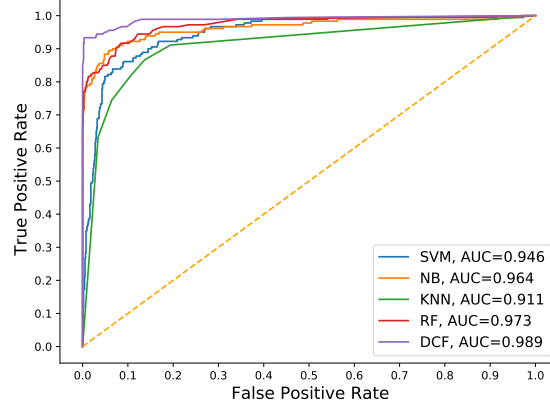


Figure 3: ROC curve analysis for machine learning classifiers.

optimizer to reduce the error rate, in addition to adding a max-pooling layer in CNN models to avoid overfitting. Finally, the output layer used the Sigmoid activation function as defined in (10) to find the final decision whether a message is Spam or Not-Spam.

$$S(x) = \frac{1}{1 + e^{-x}} \quad (10)$$

Table 9: Comparison of the results obtained by deep learning techniques with the proposed model.

Model	Label	Precision	Recall	F1-Score	Accuracy
1-CNN	Spam	0.9588	0.9056	0.9314	97.84%
	Not-Spam	0.9820	0.9925	0.9872	
2-CNN	Spam	0.9412	0.8889	0.9143	97.30%
	Not-Spam	0.9788	0.9893	0.9840	
3-CNN	Spam	0.8907	0.9056	0.8981	96.68%
	Not-Spam	0.9817	0.9786	0.9801	
LSTM	Spam	0.9477	0.9056	0.9261	97.66%
	Not-Spam	0.9819	0.9904	0.9861	
DCF	Spam	0.9880	0.9111	0.9480	98.38%
	Not-Spam	0.9831	0.9979	0.9904	

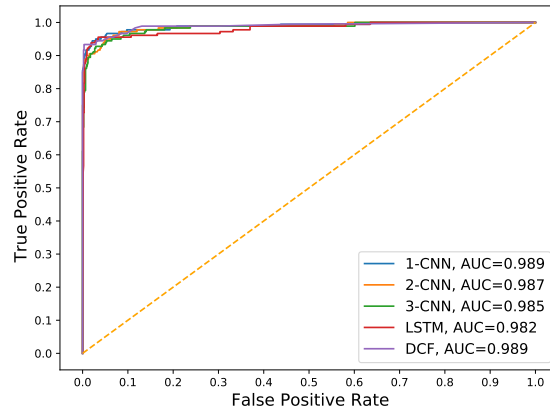


Figure 4: ROC curve analysis for deep learning techniques.

Table 9 indicates that the proposed model realized the best performance with respect to precision, recall, f1-score and accuracy. In addition, DCF and 1-CNN achieved an almost equal AUC score, as indicated in Fig. 4.

4.5 Multi-grained cascade forest

The gcForest model proposed in [8] depends on the multi-grained scanning procedure for feature extraction. However, this procedure is not capable of manipulating textual data. So in order to evaluate the gcForest model on the SMS spam dataset, the messages were represented by TF-IDF [39] features. Considering that the word embedding method conveys semantic relationships, unlike the TF-IDF method. Table 10 signifies that DCF achieved better performance than gcForest.

Table 10: Comparison of the results obtained by multi-grained cascade forest (gcForest) with the proposed model.

Model	Label	Precision	Recall	F1-Score	Accuracy	AUC
gcForest	Spam	0.9815	0.8833	0.9298	97.84%	0.985
	Not-Spam	0.9779	0.9968	0.9873		
DCF	Spam	0.9880	0.9111	0.9480	98.38%	0.989
	Not-Spam	0.9831	0.9979	0.9904		

5 Discussion

This paper introduced a dynamic (self-adaptive) deep ensemble technique to classify Spam and Not-Spam messages with remarkable classification results compared to the methods described in literature. The model suggested in this paper outperformed machine learning algorithms, as it achieved an accuracy of 98.38%, while traditional machine learning-based classifiers recorded an accuracy of 84.64% using SVM, 95.15% using NB, 88.23% using KNN and 95.96% using RF. The model also surpassed deep learning algorithms, as they yielded an accuracy of 97.84% using 1-CNN, 97.30% using 2-CNN, 96.68% using 3-CNN and 97.66% using LSTM. DCF also achieved an astonishing AUC score of 0.989, while the traditional classifiers produced an AUC score of 0.946 using SVM, 0.964 using NB, 0.911 using KNN and 0.973 using RF. Besides, deep learning models produced an AUC score of 0.987 using 2-CNN, 0.985 using 3-CNN and 0.982 using LSTM, while 1-CNN recorded an AUC score of 0.989 equivalent to DCF’s AUC score. Moreover, DCF exceeded the outcomes of gcForest [8], whereas DCF carries the high-level features of textual data and maintains the semantic relationships.

The introduced model extracted hidden features from data with the help of convolutional layers and pooling layers, unlike machine learning classifiers that require manual feature extraction from textual data, which requires domain knowledge. Furthermore, deep learning methods have fixed complexity, which means that they perform inefficiently on small-scale data. On the other hand, the proposed model can set the complexity automatically as the number of levels is determined according to the rate of accuracy increase, which means that it can perform efficiently on small-scale data and large-scale data. The main gaps in literature, which are addressed by the proposed algorithm, are stated as follows:

- No domain expertise is required to carry out the classification process.
- Dynamic increase in the model complexity in proportion to the increase in performance.

To sum up, the model developed in this paper can separate legitimate text messages from fraudulent ones with high accuracy and low complexity. This filtering process will reduce the possibility of stealing people’s sensitive data and will ensure that the users will be able to focus on messages from multiple industry sectors, which will help companies grow their businesses.

6 Conclusion and future work

This paper presented a dynamic deep ensemble model for spam detection in text messages that utilizes convolutional and pooling layers to dispense with extracting features manually, and utilizes the classification layers for classifying messages into Spam and Not-Spam categories by applying four base classifiers: two random forests and two extremely randomized trees. The model employs ensemble techniques like bagging and boosting,

which proved to be more accurate than single classifiers. Ensemble procedure is represented by processing the input in a level-by-level manner until reaching the last level, in which the average of prediction results is calculated to take the highest average value, which represents the predicted label. This procedure facilitates the adjusting of the model complexity, unlike deep learning where the model complexity is determined in advance. As confirmed by the experimental findings, the proposed model surpassed the traditional machine learning classifiers and the existing deep neural networks in terms of precision, recall and f1-score, as well as achieving the highest accuracy rate of 98.38%. Overall, the suggested solution in this paper can significantly minimize the risks related to security attacks such as SMS phishing by filtering Spam messages.

Future work may include the detection of Spam messages written in different languages other than English. Furthermore, a slight change in the model's architecture may be considered for classifying messages that involve images.

References

- [1] Grossbard, J.: SMS Marketing Statistics 2021 For USA Businesses (2021). URL <https://www.smscomparison.com/mass-text-messaging/2021-statistics/>
- [2] Goel, D., Jain, A.: Mobile phishing attacks and defence mechanisms: State of art and open research challenges. *Computers and Security* **73**, 519–544 (2018). DOI 10.1016/j.cose.2017.12.006
- [3] Jain, A., Yadav, S., Choudhary, N.: A novel approach to detect spam and smishing SMS using machine learning techniques. *International Journal of E-Services and Mobile Applications* **12**(1), 21–38 (2020). DOI 10.4018/IJESMA.2020010102
- [4] Jain, A.K., Sahoo, S.R., Kaubiyal, J.: Online social networks security and privacy: comprehensive review and analysis. *Complex & Intelligent Systems* (2021). DOI 10.1007/s40747-021-00409-7. URL <https://doi.org/10.1007/s40747-021-00409-7>
- [5] Rao, S., Verma, A., Bhatia, T.: A review on social spam detection: Challenges, open issues, and future directions. *Expert Systems with Applications* **186** (2021). DOI 10.1016/j.eswa.2021.115742
- [6] Akinyelu, A.: Advances in spam detection for email spam, web spam, social network spam, and review spam: ML-based and nature-inspired-based techniques. *Journal of Computer Security* **29**(5), 473–529 (2021). DOI 10.3233/JCS-210022
- [7] Roy, P.K., Singh, J.P., Banerjee, S.: Deep learning to filter SMS Spam. *Future Generation Computer Systems* **102**, 524–533 (2020). DOI 10.1016/j.future.2019.09.001. URL <https://doi.org/10.1016/j.future.2019.09.001><https://linkinghub.elsevier.com/retrieve/pii/S0167739X19306879>
- [8] Zhou, Z.H., Feng, J.: Deep forest. *National Science Review* **6**(1), 74–86 (2019). DOI 10.1093/nsr/nwy108. URL <https://academic.oup.com/nsr/article/6/1/74/5123737>
- [9] Zhou, Z.H.: Ensemble methods: Foundations and algorithms. CRC press (2012). DOI 10.1201/b12207
- [10] Kotschieder, P., Fiterau, M., Criminisi, A., Buló, S.R.: Deep neural decision forests. In: *Proceedings of the IEEE International Conference on Computer Vision*, vol. 2015 Inter, pp. 1467–1475. IEEE (2015). DOI 10.1109/ICCV.2015.172. URL <http://ieeexplore.ieee.org/document/7410529/>
- [11] Breiman, L.: Random forests. *Machine Learning* **45**(1), 5–32 (2001). DOI 10.1023/A:1010933404324. URL <https://doi.org/10.1023/A:1010933404324>
- [12] Chan, P.P., Yang, C., Yeung, D.S., Ng, W.W.: Spam filtering for short messages in adversarial environment. *Neurocomputing* **155**, 167–176 (2015). DOI 10.1016/j.neucom.2014.12.034. URL <https://linkinghub.elsevier.com/retrieve/pii/S0925231214016981>

- [13] Li, L., Qin, B., Ren, W., Liu, T.: Document representation and feature combination for deceptive spam review detection. *Neurocomputing* **254**, 33–41 (2017). DOI 10.1016/j.neucom.2016.10.080. URL <https://linkinghub.elsevier.com/retrieve/pii/S0925231217303983>
- [14] Bassiouni, M., Ali, M., El-Dahshan, E.A.: Ham and Spam E-Mails Classification Using Machine Learning Techniques. *Journal of Applied Security Research* **13**(3), 315–331 (2018). DOI 10.1080/19361610.2018.1463136. URL <https://www.tandfonline.com/doi/full/10.1080/19361610.2018.1463136>
- [15] Merugu, S., Reddy, M.C.S., Goyal, E., Piplani, L.: Text message classification using supervised machine learning algorithms. In: *Lecture Notes in Electrical Engineering*, vol. 500, pp. 141–150. SPRINGER (2019). DOI 10.1007/978-981-13-0212-1_15
- [16] Gaurav, D., Tiwari, S.M., Goyal, A., Gandhi, N., Abraham, A.: Machine intelligence-based algorithms for spam filtering on document labeling. *Soft Computing* **24**(13), 9625–9638 (2020). DOI 10.1007/s00500-019-04473-7. URL <https://doi.org/10.1007/s00500-019-04473-7><http://link.springer.com/10.1007/s00500-019-04473-7>
- [17] Popovac, M., Karanovic, M., Sladojevic, S., Arsenovic, M., Anderla, A.: Convolutional Neural Network Based SMS Spam Detection. In: *2018 26th Telecommunications Forum, TELFOR 2018 - Proceedings*, pp. 1–4. IEEE (2018). DOI 10.1109/TELFOR.2018.8611916. URL <https://ieeexplore.ieee.org/document/8611916/>
- [18] Barushka, A., Hajek, P.: Spam filtering using integrated distribution-based balancing approach and regularized deep neural networks. *Applied Intelligence* **48**(10), 3538–3556 (2018). DOI 10.1007/s10489-018-1161-y. URL <http://link.springer.com/10.1007/s10489-018-1161-y>
- [19] Jain, G., Sharma, M., Agarwal, B.: Spam detection in social media using convolutional and long short term memory neural network. *Annals of Mathematics and Artificial Intelligence* **85**(1), 21–44 (2019). DOI 10.1007/s10472-018-9612-z. URL <http://link.springer.com/10.1007/s10472-018-9612-z>
- [20] Ghourabi, A., Mahmood, M.A., Alzubi, Q.M.: A hybrid CNN-LSTM model for SMS spam detection in arabic and english messages. *Future Internet* **12**(9), 156 (2020). DOI 10.3390/FI12090156. URL <https://www.mdpi.com/1999-5903/12/9/156>
- [21] Almeida, Tiago A., José María, G.H.: SMS Spam Collection (2011). Accessed in 2021
- [22] Xia, T., Chen, X.: A weighted feature enhanced Hidden Markov Model for spam SMS filtering. *Neurocomputing* **444**, 48–58 (2021). DOI 10.1016/j.neucom.2021.02.075
- [23] Liu, X., Lu, H., Nayak, A.: A Spam Transformer Model for SMS Spam Detection. *IEEE Access* **9**, 80253–80263 (2021). DOI 10.1109/ACCESS.2021.3081479
- [24] Elakkiya, E., Selvakumar, S., Leela Velusamy, R.: TextSpamDetector: textual content based deep learning framework for social spam detection using conjoint attention mechanism. *Journal of Ambient Intelligence and Humanized Computing* (2020). DOI 10.1007/s12652-020-02640-5. URL <http://link.springer.com/10.1007/s12652-020-02640-5>
- [25] Baccouche, A., Ahmed, S., Sierra-Sosa, D., Elmaghraby, A.: Malicious text identification: Deep learning from public comments and emails. *Information (Switzerland)* **11**(6), 312 (2020). DOI 10.3390/info11060312. URL <https://www.mdpi.com/2078-2489/11/6/312>
- [26] Pennington, J., Socher, R., Manning, C.D.: GloVe: Global vectors for word representation. In: *EMNLP 2014 - 2014 Conference on Empirical Methods in Natural Language Processing, Proceedings of the Conference*, pp. 1532–1543 (2014). DOI 10.3115/v1/d14-1162. URL <http://www.aclweb.org/anthology/D14-1162>
- [27] Mohamed, S.A., Elsayed, A.A., Hassan, Y.F., Abdou, M.A.: Neural machine translation: past, present, and future. *Neural Computing and Applications* (2021). DOI 10.1007/s00521-021-06268-0. URL <https://doi.org/10.1007/s00521-021-06268-0>

- [28] Geurts, P., Ernst, D., Wehenkel, L.: Extremely randomized trees. *Machine Learning* **63**(1), 3–42 (2006). DOI 10.1007/s10994-006-6226-1. URL <http://link.springer.com/10.1007/s10994-006-6226-1>
- [29] Barushka, A., Hajek, P.: Spam detection on social networks using cost-sensitive feature selection and ensemble-based regularized deep neural networks. *Neural Computing and Applications* (2019). DOI 10.1007/s00521-019-04331-5
- [30] Injadat, M., Moubayed, A., Nassif, A.B., Shami, A.: Multi-split optimized bagging ensemble model selection for multi-class educational data mining. *Applied Intelligence* **50**(12), 4506–4528 (2020). DOI 10.1007/s10489-020-01776-3. URL <https://doi.org/10.1007/s10489-020-01776-3>
- [31] Agarap, A.F.: Deep Learning using Rectified Linear Units (ReLU). *CoRR* **abs/1803.08375** (2018). URL <http://arxiv.org/abs/1803.08375>
- [32] Akhtar, N., Ragavendran, U.: Interpretation of intelligence in CNN-pooling processes: a methodological survey. *Neural Computing and Applications* **32**(3), 879–898 (2020). DOI 10.1007/s00521-019-04296-5. URL <https://doi.org/10.1007/s00521-019-04296-5>
- [33] Chawla, N.V., Bowyer, K.W., Hall, L.O., Kegelmeyer, W.P.: SMOTE: Synthetic minority over-sampling technique. *Journal of Artificial Intelligence Research* **16**, 321–357 (2002). DOI 10.1613/jair.953
- [34] GoogleResearch: TensorFlow: Large-scale machine learning on heterogeneous systems (2015). URL <http://download.tensorflow.org/paper/whitepaper2015.pdf>
- [35] Chollet, F., Others: Keras (2015). URL <https://keras.io>
- [36] Pedregosa, F., Varoquaux, G., Gramfort, A., Michel, V., Thirion, B., Grisel, O., Blondel, M., Prettenhofer, P., Weiss, R., Dubourg, V., Vanderplas, J., Passos, A., Cournapeau, D., Brucher, M., Perrot, M., Duchesnay, É.: Scikit-Learn: Machine Learning in Python. *J. Mach. Learn. Res.* **12**(null), 2825–2830 (2011)
- [37] Kotu, V., Deshpande, B.: Chapter 2 - Data Science Process. In: *Data Science (Second Edition)*, second edn., pp. 19–37. Morgan Kaufmann (2019). DOI <https://doi.org/10.1016/B978-0-12-814761-0.00002-2>. URL <https://www.sciencedirect.com/science/article/pii/B9780128147610000022>
- [38] Eleyan, D., Othman, A., Eleyan, A.: Enhancing software comments readability using flesch reading ease score. *Information (Switzerland)* **11**(9) (2020). DOI 10.3390/INFO11090430
- [39] Kim, D., Seo, D., Cho, S., Kang, P.: Multi-co-training for document classification using various document representations: TF-IDF, LDA, and Doc2Vec. *Information Sciences* **477**, 15–29 (2019). DOI <https://doi.org/10.1016/j.ins.2018.10.006>. URL <https://www.sciencedirect.com/science/article/pii/S0020025518308028>