

Doubly Robust Interval Estimation for Optimal Policy Evaluation in Online Learning

Hengrui Cai^{*† 1}, Ye Shen^{*‡1}, and Rui Song^{§1}

¹Department of Statistics, North Carolina State University

Abstract

Evaluating the performance of an ongoing policy plays a vital role in many areas such as medicine and economics, to provide crucial instruction on the early-stop of the online experiment and timely feedback from the environment. Policy evaluation in online learning thus attracts increasing attention by inferring the mean outcome of the optimal policy (i.e., the value) in real-time. Yet, such a problem is particularly challenging due to the dependent data generated in the online environment, the unknown optimal policy, and the complex exploration and exploitation trade-off in the adaptive experiment. In this paper, we aim to overcome these difficulties in policy evaluation for online learning. We explicitly derive the probability of exploration that quantifies the probability of exploring the non-optimal actions under commonly used bandit algorithms. We use this probability to conduct valid inference on the online conditional mean estimator under each action and develop the doubly robust interval estimation (DREAM) method to infer the value under the estimated optimal policy in online learning. The proposed value estimator provides double protection on the consistency and is asymptotically normal with a Wald-type confidence interval provided. Extensive simulations and real data applications are conducted to demonstrate the empirical validity of the proposed DREAM method.

1 Introduction

Sequential decision-making is one of the essential components of modern artificial intelligence that considers the dynamics of the real world. By maintaining the trade-off between exploration and exploitation based on historical information, the bandit algorithms aim to

^{*}Equal contribution.

[†]hcai5@ncsu.edu

[‡]yshen28@ncsu.edu

[§]rsong@ncsu.edu

maximize the cumulative outcome of interest and thus are popular in dynamic decision optimization with a wide variety of applications, such as precision medicine (Lu et al., 2021) and dynamic pricing (Turvey, 2017). There is a large literature on bandit optimization established during recent decades (see the reviews in Sutton and Barto, 2018; Lattimore and Szepesvári, 2020). Most of these theoretical works focus on the regret analysis of bandit algorithms. When properly designed and implemented to address the exploration-and-exploitation trade-off, a powerful bandit policy could achieve a sub-linear regret, and thus eventually approximate the underlying optimal policy that maximizes the expected outcome. Yet, such a regret analysis only shows the convergence rate of the averaged cumulative regret (difference between the outcome under the optimal policy and that under the bandit policy) but provides limited information on the expected outcome under this bandit policy (referred to as the value in (Dudík et al., 2011)).

Evaluating the performance of a bandit policy plays a vital role in many areas (see e.g., Chakraborty and Moodie, 2013; Athey, 2019). By evaluation, we aim to unbiasedly estimate the value of the optimal policy that the bandit policy is approaching and infer the corresponding estimate. Though there is an increasing trend on policy evaluation (see e.g., Li et al., 2011; Dudík et al., 2011; Swaminathan et al., 2017; Wang et al., 2017; Kallus and Zhou, 2018; Su et al., 2019), we note all these works focus on learning the value of a target policy offline using logged historical data. See the architecture of offline policy evaluation illustrated in the left panel of Figure 1. Instead of investigation post-experiment, it attracts more and more attention to evaluate the ongoing policy in real-time. For instance, the clinician in medicine aims to make the best treatment decision for each patient sequentially according to their baseline covariates. Estimating the mean outcome of the current treatment decision rule is crucial to answering several fundamental questions in health care, such as if the current strategy optimizes patients’ outcomes significantly over some baseline strategies. When the value under the ongoing rule is much smaller than desired average curative effect, the online trial should stop until more effective treatment options are available for the next experiment. Policy evaluation in online learning thus is a new desideratum to provide the early-stop of the online experiment and timely feedback from the environment, as demonstrated in the right panel of Figure 1.

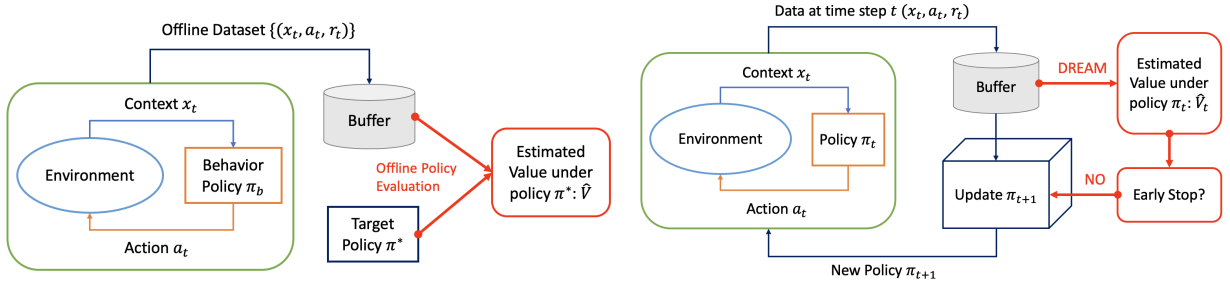


Figure 1: Left panel: the architecture of offline policy evaluation, with offline context-action-outcome triples $\{(x_t, a_t, r_t)\}$ stored in the buffer to learn the value under a target policy π^* with data generated by a behavior policy π_b . Right panel: the architecture of doubly robust interval estimation (DREAM) method for policy evaluation in online learning, where the context-action-outcome triple at time step t (x_t, a_t, r_t) is stored in the buffer to update the bandit policy π_t and at the meantime to evaluate its performance.

Despite the importance of policy evaluation in online learning, the current bandit literature suffers from three main challenges. First, the data such as the actions taken and rewards received sequentially collected from the online environment depend on the previous history and the running policy (see the right panel of Figure 1), and thus are not identical and independent (i.i.d.). In contrast, the existing methods for the offline policy evaluation (see e.g., Li et al., 2011; Dudík et al., 2011) primarily assumed that the data are generated by the same behavior policy and i.i.d. across different individuals. Such assumptions allow them to evaluate a new policy in the offline data, by modeling the behavior policy or the conditional mean outcome. In addition, we note the target policy to be evaluated in offline policy evaluation is fixed and usually known, while for policy evaluation in online learning, the optimal policy of interest needs to be estimated and updated in real time. The second challenge lies in estimating the mean outcome under the optimal policy online. Though there are numerous methods proposed recently to assess the online sample mean for a fixed action (see e.g., Nie et al., 2018; Neel and Roth, 2018; Deshpande et al., 2018; Shin et al., 2019a,b; Waisman et al., 2019; Hadad et al., 2019; Zhang et al., 2020), we note none of these methods are directly applicable to our problem since the sample mean only provides the impact of one particular arm, not the value of the optimal policy in bandits that considers the dynamics of the online environment. For instance, in the contextual bandits, we aim to select an action for each subject based on its context/feature to optimize the overall

outcome of interest. Yet, there may not exist a unified best action for all subjects due to heterogeneity, and thus evaluating the value under one single optimal action cannot fully address the policy evaluation in such a setting. On the other hand, though commonly used in the regret analysis, the average of collected outcomes is not a good estimator for the value under the optimal policy in the sense that it does not possess statistical efficiency (see details in Section 3.2). Third, by noticing the data are generated by a bandit algorithm that maintains the exploration-and-exploitation trade-off sequentially, inferring the value of the optimal policy online thus should consider such trade-off and quantify the probability of exploration and exploitation. The probability of exploring non-optimal actions is essential for two folds. First, it determines the convergence rate of the online conditional mean estimator under each action. Second, it indicates the data points used for matching the value under the optimal policy. To the best of our knowledge, the regret analysis in the current bandit literature built upon bounding the variance information (see e.g., Auer, 2002; Srinivas et al., 2009; Chu et al., 2011; Abbasi-Yadkori et al., 2011; Bubeck and Cesa-Bianchi, 2012; Zhou, 2015), yet little efforts have been made on formally quantifying the probability of exploration over time.

In this paper, we aim to overcome these difficulties of policy evaluation in online decision-making. Our contributions lie in the following folds. First, to explicitly characterize the trade-off between exploration and exploitation in the online policy optimization, we derive the probability of exploration in bandit algorithms. Such a probability is new to the literature by quantifying the chance of taking the non-greedy policy (i.e., a non-optimal action) given the current information over time, in contrast to the probability of exploitation for taking greedy action. Specifically, we consider three commonly used bandit algorithms for exposition, including the upper confidence bound (UCB), Thompson sampling (TS), and ϵ -greedy (EG) methods. We note that the probability of exploration is pre-specified in the ϵ -greedy method by users, while remains implicit in UCB and TS. We use this probability to conduct valid inference on the online conditional mean estimator under each action. Second, we propose the doubly robust interval estimation (DREAM) method to infer the mean outcome of the optimal policy online. The DREAM provides double protection on the consistency of the proposed value estimator to the true value,

given either the model of the probability of exploitation or the conditional mean outcome is correctly specified. Under standard assumptions for inferring online sample mean, we show the value estimator under DREAM is asymptotically normal with a Wald-type confidence interval provided. To the best of our knowledge, we only find two studies that are related to our topic. Chambaz et al. (2017) established the asymptotic normality for the conditional mean outcome under an optimal policy for sequential decision making. Another work in Chen et al. (2020) proposed an inverse probability weighted value estimator to infer the value of optimal policy using the EG method. These two works did not discuss how to account for the exploration-and-exploitation trade-off under commonly used bandit algorithms, such as UCB and TS considered in this paper.

The rest of this paper is organized as follows. We introduce notation and formulate our problem, followed by preliminaries of standard bandit algorithms and the formal definition of probability of exploration. In Section 3, we propose DREAM under contextual bandits by establishing the convergence rate of the probability of exploration and deriving the asymptotic normality of the online mean estimator. We discuss several direct extensions of the proposed DREAM method in Section 4, including the results under classical multi-armed bandits (i.e., without context information) and policy evaluation for any known policy in online learning. Extensive simulations are conducted to demonstrate the empirical performance of the proposed method in Section 5, followed by a real application using OpenML datasets in Section 6. We conclude our paper in Section 7. All the additional results and technical proofs are given in the appendix.

2 Problem Formulation

In this section, we formulate the problem of policy evaluation in online learning. We first build the framework based on the contextual bandits in Section 2.1. We then introduce three commonly used bandit algorithms, including UCB, TS, and EG, to generate the data online, in Section 2.2. Lastly, we define the probability of exploration in Section 2.3.

2.1 Framework

Let \mathcal{X} be the context/feature space with d dimension (where we include 1 in the context \mathbf{x} to account for the intercept or baseline), and \mathcal{A} be the action space with s dimension. In the contextual bandits, given a time step t where $t \in \mathcal{T} \equiv \{1, 2, 3, \dots\}$, we choose an action $a_t \in \mathcal{A}$ based on the revealed d -dimensional context $\mathbf{x}_t \in \mathcal{X}$ and the history of previous observations $\mathcal{H}_{t-1} = \{\mathbf{x}_i, a_i, r_i\}_{1 \leq i \leq t-1}$, and then receive the outcome $r_t \in \mathcal{R}$. Here, the context \mathbf{x}_t is drawn according to a distribution $\mathcal{D}(\mathbf{x}_t)$. Suppose $r_t \equiv \mu(\mathbf{x}_t, a_t) + e_t$, where the noise term e_t is independent σ -subgaussian, and $e_t \perp \mathcal{H}_{t-1}$ for $t \in \mathcal{T}$. Here, the conditional mean outcome function is defined as $\mu(\mathbf{x}, a) \equiv \mathbb{E}(r_t | \mathbf{x}_t = \mathbf{x}, a_t = a)$, which is also known as the Q-function in the literature (Murphy, 2003; Sutton and Barto, 2018).

The policy $\pi(\cdot)$ is defined as a deterministic function that maps the context space to the action space as $\pi : \mathcal{X} \rightarrow \mathcal{A}$. The value (Dudík et al., 2011) of a given policy $\pi(\cdot)$ is defined by

$$V(\pi) \equiv \mathbb{E}_{\mathbf{x}_t \sim \mathcal{D}} [\mathbb{E}\{r_t | \mathbf{x}_t, a_t = \pi(\mathbf{x}_t)\}] = \mathbb{E}_{\mathbf{x}_t \sim \mathcal{D}} [\mu\{\mathbf{x}_t, \pi(\mathbf{x}_t)\}].$$

Define the optimal policy as

$$\pi^*(\mathbf{x}) \equiv \arg \max_{a \in \mathcal{A}} \mu(\mathbf{x}, a), \forall \mathbf{x} \in \mathcal{X},$$

that finds the optimal action based on the true expected outcome function given a context \mathbf{x} . Thus, the optimal value can be defined as

$$V^* \equiv V(\pi^*) = \mathbb{E}_{\mathbf{x}_t \sim \mathcal{D}} [\mu\{\mathbf{x}_t, \pi^*(\mathbf{x}_t)\}].$$

In the rest of this paper, to simplify the exposition, we focus on two actions, i.e., $\mathcal{A} = \{0, 1\}$. Then the optimal policy is given by

$$\pi^*(\mathbf{x}) \equiv \arg \max_{a \in \mathcal{A}} \mu(\mathbf{x}, a) = \mathbb{I}\{\mu(\mathbf{x}, 1) > \mu(\mathbf{x}, 0)\}, \quad \forall \mathbf{x} \in \mathcal{X}.$$

The goal of this paper is to infer the value under the optimal policy π^* from the online data generated sequentially by some bandit algorithm. Since the optimal policy is unknown, we estimate the optimal policy from the online data as $\hat{\pi}_t$, to infer the value of interest. As commonly assumed in the current online inference literature (see e.g., Deshpande et al.,

2018; Zhang et al., 2020; Chen et al., 2020) and the bandit literature (see e.g., Chu et al., 2011; Abbasi-Yadkori et al., 2011; Bubeck and Cesa-Bianchi, 2012; Zhou, 2015), we consider the conditional mean outcome function takes a linear form, i.e., $\mu(\mathbf{x}, a) = \mathbf{x}^\top \beta(a)$, where $\beta(\cdot)$ is a smooth function, which can be estimated via a ridge regression based on \mathcal{H}_{t-1} as

$$\hat{\beta}_{t-1}(a) = \{D_{t-1}(a)^\top D_{t-1}(a) + \omega I_d\}^{-1} D_{t-1}(a)^\top y_{t-1}(a), \quad (1)$$

where I_d is a $d \times d$ identity matrix, $D_{t-1}(a)$ is a $N_{t-1}(a) \times d$ design matrix at time $t-1$ with $N_{t-1}(a)$ as the number of pulls for action a , $y_{t-1}(a)$ is the $N_{t-1}(a) \times 1$ vector of the outcomes received under action a at time $t-1$, and ω is the regularization term. There are two main reasons to choose the ridge estimator instead of the ordinary least square estimator that is considered in Deshpande et al. (2018); Zhang et al. (2020); Chen et al. (2020). First, the ridge estimator is well defined when $D_{t-1}(a)^\top D_{t-1}(a)$ is singular, and its bias is negligible when the time step is large. Second, the parameter estimations in the ridge method are in accord with the linear UCB (Li et al., 2010) and the linear TS (Agrawal and Goyal, 2013) methods (detailed in the next section) with $\omega = 1$. Without loss of generality, we set $\omega = 1$ in the rest of this paper to be consistent with the cited bandit algorithms. In addition, we note the linear form of the conditional mean function μ can be relaxed to the non-linear case as $\mu(\mathbf{x}, a) = f(\mathbf{x})^\top \beta(a)$, where $f(\cdot)$ is some continuous function (see examples in our simulation studies in Section 5.2). Based on the ridge estimator in (1), the online conditional mean estimator for μ is defined as $\hat{\mu}_{t-1}(\mathbf{x}, a) = \mathbf{x}^\top \hat{\beta}_{t-1}(a)$. With two actions, the estimated optimal policy at time step t is defined by

$$\hat{\pi}_t(\mathbf{x}) = \mathbb{I} \{ \hat{\mu}_{t-1}(\mathbf{x}, 1) > \hat{\mu}_{t-1}(\mathbf{x}, 0) \}, \quad \forall \mathbf{x} \in \mathcal{X}.$$

2.2 Bandit Algorithms

We next briefly introduce three commonly used bandit algorithms at each time step t , including UCB, TS, and EG in the framework of contextual bandits, to generate the online data sequentially.

2.2.1 Upper Confidence Bound

First, we consider the linear UCB (Lin-UCB) method proposed in Li et al. (2010). The action at time t is selected by

$$a_t = \arg \max_{a \in \mathcal{A}} \hat{\mu}_{t-1}(\mathbf{x}_t, a) + c_t \hat{\sigma}_{t-1}(\mathbf{x}_t, a),$$

where c_t is a positive parameter that controls the level of exploration, and $\hat{\sigma}_{t-1}(\cdot)$ denote the estimated standard deviation based on \mathcal{H}_{t-1} updated by

$$\hat{\sigma}_{t-1}(\mathbf{x}, a) = \sqrt{\mathbf{x}^\top \{D_{t-1}(a)^\top D_{t-1}(a) + I_d\}^{-1} \mathbf{x}}.$$

Specifically, with two actions, we have the action at time step t as

$$a_t = \mathbb{I} \{ \hat{\mu}_{t-1}(\mathbf{x}_t, 1) + c_t \hat{\sigma}_{t-1}(\mathbf{x}_t, 1) > \hat{\mu}_{t-1}(\mathbf{x}_t, 0) + c_t \hat{\sigma}_{t-1}(\mathbf{x}_t, 0) \}.$$

2.2.2 Thompson Sampling

We next introduce the linear TS (Lin-TS) method with Gaussian likelihood function and Gaussian prior proposed in Agrawal and Goyal (2013). Suppose a normal likelihood function for the outcome such that $r_t \sim \mathcal{N}\{\mathbf{x}^\top \theta(a), \rho^2\}$ with known parameter ρ^2 . If the prior for $\theta(a)$ at time t is given by

$$\theta(a) \sim \mathcal{N}_d \left[\hat{\beta}_{t-1}(a), \rho^2 \{D_{t-1}(a)^\top D_{t-1}(a) + I_d\}^{-1} \right],$$

where \mathcal{N}_d is the d -dimensional multivariate normal distribution, we have the posterior distribution of $\theta(a)$ is

$$\theta(a) | \mathcal{H}_{t-1} \sim \mathcal{N}_d \left[\hat{\beta}_t(a), \rho^2 \{D_t(a)^\top D_t(a) + I_d\}^{-1} \right],$$

for $a = 0, 1$. At each time step t , we draw a sample from the posterior distribution as $\theta_t(a)$ for $a = 0, 1$, and select the next action within two actions by

$$a_t = \mathbb{I} \{ \mathbf{x}_t^\top \theta_t(1) > \mathbf{x}_t^\top \theta_t(0) \}.$$

2.2.3 ϵ -Greedy

Finally, for completeness, we give the EG method (Sutton and Barto, 2018). Recall the estimated conditional mean outcome for action a as $\hat{\mu}_t(\mathbf{x}, a)$ given a context \mathbf{x} . Under the EG method, the action at time t is selected by

$$a_t = \delta_t \arg \max_{a \in \mathcal{A}} \hat{\mu}_{t-1}(\mathbf{x}_t, a) + (1 - \delta_t) \text{Bernoulli}(0.5),$$

where $\delta_t \sim \text{Bernoulli}(1 - \epsilon_t)$ and the parameter ϵ_t controls the level of exploration as pre-specified by users.

2.3 Probability of Exploration

We next quantify the probability of exploring non-optimal actions at each time step. To be specific, we define the status of exploration as

$$\mathbb{I}\{a_t \neq \hat{\pi}_t(\mathbf{x}_t)\},$$

which indicates that the action taken by the bandit algorithm is different from the estimated optimal action that exploits the historical information. Here, $\hat{\pi}_t$ can be viewed as the greedy policy at time step t . Thus, the probability of exploration is defined by

$$\kappa_t(\mathbf{x}_t, a_t) \equiv \Pr\{a_t \neq \hat{\pi}_t(\mathbf{x}_t)\} = \mathbb{E}[\mathbb{I}\{a_t \neq \hat{\pi}_t(\mathbf{x}_t)\}].$$

We clarify the connections and distinctions of the defined probability of exploration concerning the bandit literature here. First, the exploration rate used in the current bandit works mainly refers to the probability of exploring non-optimal actions given an optimal policy, i.e., $\Pr\{a_t \neq \pi^*(\mathbf{x}_t)\}$. This is different from our proposed probability of exploration $\kappa_t(\mathbf{x}_t, a_t) \equiv \Pr\{a_t \neq \hat{\pi}_t(\mathbf{x}_t)\}$. The main difference lies in the estimated optimal policy from the collected data at the current time step t , i.e., $\hat{\pi}_t$, in $\kappa_t(\mathbf{x}_t, a_t)$, which enables us to estimate $\kappa_t(\mathbf{x}_t, a_t)$ from data sequentially. We denote the corresponding estimator as $\hat{\kappa}_t(\mathbf{x}_t, a_t)$ for time step t via parametric or non-parametric tools. If properly designed and implemented, the estimated optimal policy under a bandit algorithm $\hat{\pi}_t$ will eventually converge to the true optimal policy π^* when t is large, which yields $\kappa_t(\mathbf{x}_t, a_t) \rightarrow \Pr\{a_t \neq \pi^*(\mathbf{x}_t)\}$. Such implementation conditions are explicitly described in the next section.

3 Inference for Online Policy Optimization

We formally present our method. This section is organized as follows. We first derive the bound of probability of exploration under three commonly used bandit algorithms introduced in Section 2.2. This allows us to further establish the consistency and the asymptotic normality of the online conditional mean estimator under a specific action. Next, we propose the DREAM method, followed by its theoretical properties and a confidence interval. All the proofs are provided in the supplementary article. The following assumptions are required to establish our theories.

Assumption 3.1 (*Clipping*) Let $\{p_t\}_{t \geq 1}$ as some non-increasing sequences with each element $p_t \in (0, 1)$ as the bound of the probability of the current action taking a , i.e., $Pr(a_t = a | x_t) \in [p_t, 1 - p_t]$ for any $t \geq 1$ and any $a \in \mathcal{A}$.

Assumption 3.2 (*Boundness*) There exists a positive constant $L_{\mathbf{x}}$ such that $\|\mathbf{x}\|_{\infty} \leq L_{\mathbf{x}}$ for all $\mathbf{x} \in \mathcal{X}$, and $\Sigma = \mathbb{E}_{\mathbf{x} \in \mathcal{X}}(\mathbf{x}\mathbf{x}^{\top})$ has minimum eigenvalue $\lambda_{\min}(\Sigma) > \lambda$ for some $\lambda > 0$.

Assumption 3.3 (*Margin Condition*) Assume there exists some constants γ and δ such that

$$Pr\{0 < |\mu(\mathbf{x}, 1) - \mu(\mathbf{x}, 0)| \leq M\} = \mathcal{O}(M^{\gamma}), \quad \forall \mathbf{x} \in \mathcal{X},$$

where the big-O term is uniform in $0 < M \leq \delta$.

Assumption 3.4 (*Rate Double Robustness*)

$$\mathbb{E}_{\mathbf{x} \in \mathcal{X}}[\{\mu(\mathbf{x}, a) - \hat{\mu}_t(\mathbf{x}, a)\}^2]^{\frac{1}{2}}[\{\kappa_t(\mathbf{x}, a) - \hat{\kappa}_t(\mathbf{x}, a)\}^2]^{\frac{1}{2}} = o_p(t^{-1/2}), \text{ for } a \in \mathcal{A}.$$

Assumption 3.1 requires the bandit algorithm to explore all actions sufficiently such that the asymptotic properties for the online conditional mean estimator under different actions hold (see e.g., Deshpande et al., 2018; Hadad et al., 2019; Zhang et al., 2020). The parameter p_t defined in assumption 3.1 characterizes the boundary of the probability of taking one action, known as the clipping rate (Zhang et al., 2020). We establish the relationship between p_t and κ_t in the next section and discuss when assumption 3.1 cannot hold. Assumption 3.2 is a technical condition on bounded contexts such that the mean of the

martingale differences will converge to zero (see e.g., Zhang et al., 2020; Chen et al., 2020). This assumption is not required in multi-armed bandits since it has no context information. Assumption 3.3 is well known as the margin condition, which is commonly assumed in the literature to derive a sharp convergence rate for the value under the estimated optimal policy (see e.g., Luedtke and Van Der Laan, 2016; Chambaz et al., 2017; Chen et al., 2020). Finally, assumption 3.4 requires the estimated conditional mean function and the estimated probability of exploration to converge at certain rates in online learning. This assumption is frequently adopted in the causal inference literature (see e.g., Zhang et al., 2012; Luedtke and Van Der Laan, 2016) to derive the asymptotic distribution of the estimated average treatment effect with either parametric estimators or non-parametric estimators (see e.g., Wager and Athey, 2018; Farrell et al., 2021).

3.1 Bounding the Probability of Exploration

The probability of exploration not only shows the signal of success in finding the global optimization in online learning, but also connects to optimal policy evaluation by quantifying the rate of executing the greedy actions. Instead of specifying this probability (see e.g., Zhang et al., 2020; Chen et al., 2020), we explicitly bound this rate based on the updating parameters in bandit algorithms, by which we are able to conduct a valid follow-up inference. In the following theorem, we derive the probability of exploration at each time step under the three discussed bandit algorithms for exposition.

Theorem 1 (*Probability of exploration*) *In the online contextual bandit optimization using UCB, TS, or EG, assuming (A3.1) and (A3.2) hold, then the following events occur with probability approaching 1,*

(i) *under UCB, let $\Delta_{\mathbf{x}_t} \equiv \mu(\mathbf{x}_t, 1) - \mu(\mathbf{x}_t, 0)$, we have*

$$\kappa_t(\mathbf{x}_t, a_t) \leq \exp \left[-2(t-1) \left\{ \frac{\sqrt{2}c_t L_{\mathbf{x}}}{\sqrt{(t-1)p_t\lambda}} - \Delta_{\mathbf{x}_t} \right\}^2 \right];$$

(ii) *under TS, we have*

$$\kappa_t(\mathbf{x}_t, a_t) \leq \exp \left\{ -\frac{\Delta_{\mathbf{x}_t}^2 (t-1)p_t\lambda}{8\rho^2 L_{\mathbf{x}}^2} \right\} + \exp \left\{ -2(t-1)\Delta_{\mathbf{x}_t}^2 \right\};$$

(iii) under EG, we have $\kappa_t(\mathbf{x}_t, a_t) = \epsilon_t/2$.

The theoretical order of $\kappa_t(\mathbf{x}_t, a_t)$ is new to the literature, which quantifies the probability of exploring the non-optimal actions under a bandit policy over time. We note that the probability of exploration under EG is pre-specified by users, which directly implies its exploring rate as $\epsilon_t/2$ (for the two-arm setting) as shown in results (iii). The results (i) and (ii) in Theorem 1 show that the probabilities of exploration under UCB and TS are non-increasing under certain conditions. For instance, if $(t-1)p_t/c_t^2 \rightarrow \infty$ for UCB and $(t-1)p_t/\rho^2 \rightarrow \infty$ for TS, as $t \rightarrow \infty$, the probabilities of exploration $\kappa_t(\mathbf{x}_t, a_t)$ under UCB and TS decay to zero with an asymptotically equivalent convergence rate as $\mathcal{O}\{\exp(-t)\}$ up to some constant. Under such a situation, the exploration for non-optimal arms is insufficient, leading to a possibly invalid and biased inference for the online conditional mean. Therefore, additional exploration technique is required to collect informative online data for policy evaluation. Simulation studies are provided in Section 5 to compare the theoretical order of the probability of exploration under different bandit algorithms.

Remark 3.1 *We emphasize the importance of studying the properties of $\kappa_t(\mathbf{x}_t, a_t)$ under different bandit algorithms. Practically, by quantifying the probability of exploration given the hyper-parameters in the bandits, we could better design the online learning algorithm to ensure a certain rate of decay on the exploration rate. Theoretically, certain probability of exploration is required to establish the tail bound and asymptotic normality for the mean estimator in online learning as detailed in the rest of this section. Scientifically, the probability of exploration provides another solution on quantifying the regret, by noting the current regret analysis is mostly built upon bounding the variance estimates (see e.g., Auer, 2002; Auer et al., 2002; Srinivas et al., 2009; Chu et al., 2011; Abbasi-Yadkori et al., 2011; Bubeck and Cesa-Bianchi, 2012; Agrawal and Goyal, 2013; Zhou, 2015). Specifically, the regret can be calculated by*

$$\int_t \kappa_t(\mathbf{x}_t, a_t) [\mu\{\mathbf{x}_t, \pi^*(\mathbf{x}_t)\} - \mu\{\mathbf{x}_t, a_t \neq \pi^*(\mathbf{x}_t)\}] dt,$$

where $\mu\{\mathbf{x}_t, a_t \neq \pi^*(\mathbf{x}_t)\}$ is the mean outcome under non-optimal actions.

In the following, we use the established bounds for the probability of exploration in Theorem 1 to further obtain the consistency and asymptotic normality for the online conditional mean estimator under each action. To this end, we first give the tail bound for the online ridge estimator $\widehat{\beta}_t(a)$ as follows.

Theorem 2 (*Tail bound for the online ridge estimator*). *In the online contextual bandit optimization, use UCB, TS, or, EG, with the probability of exploration κ_t non-increasing. Assume (A3.1) and (A3.2) hold. For any $h > 0$, we have the probability of the online ridge estimator bounded within its true as*

$$\begin{aligned} & \Pr\left(\left\|\widehat{\beta}_t(a) - \beta(a)\right\|_1 \leq h\right) \geq \\ & 1 - 2d \exp\left\{-\frac{tp_t^2 \lambda^2 h^2 - 4p_t \lambda h \sqrt{d} \|\beta(a)\|_2 + (4d/t) \|\beta(a)\|_2^2}{8d^2 \sigma^2 L_x^2}\right\} - 2d \exp\left\{-\frac{(1 - \ln 2)tp_t \lambda}{2L_x^2}\right\} \\ & + 4d^2 \exp\left\{-\frac{tp_t^2 \lambda^2 h^2 - 4p_t \lambda h \sqrt{d} \|\beta(a)\|_2 + (4d/t) \|\beta(a)\|_2^2}{8d^2 \sigma^2 L_x^2} - \frac{(1 - \ln 2)tp_t \lambda}{2L_x^2}\right\}. \end{aligned}$$

The results in Theorem 2 establish the tail bound of the online ridge estimator $\widehat{\beta}_t(a)$, which can be simplified as

$$1 - C_1 \exp(-C_2 tp_t^2) - C_3 \exp(-C_4 tp_t) + C_5 \exp(-C_6 tp_t^2 - C_7 tp_t),$$

for some constant $\{C_j\}_{1 \leq j \leq 7}$, by noticing the constant h and λ , the dimension d , the subgaussian parameter σ , and the bound L_x are positive and bounded, under bounded true coefficients $\beta(a)$. Recall the clipping constraint that $0 < p_t < 1$ is non-increasing sequence. This tail bound is asymptotically equivalent to $1 - \exp(-tp_t^2)$. The established results in Theorem 2 work for general bandit algorithms including UCB, TS, and EG. These tail bounds are align with the bound $(1 - \exp(-t\epsilon_t^2))$ derived in Chen et al. (2020) for the EG method only. Based on the results in Theorem 2, it is immediate to obtain the consistency results of the online ridge estimator $\widehat{\beta}_t(a)$, if $tp_t^2 \rightarrow \infty$ as $t \rightarrow \infty$, as shown in the following corollary.

Corollary 3.1 (*Consistency of the online ridge estimator*) *Assume the conditions in Theorem 2 hold. Given $tp_t^2 \rightarrow \infty$ as $t \rightarrow \infty$, we have the online ridge estimator $\widehat{\beta}_t(a)$ is a consistent estimator for $\beta(a), \forall a \in \mathcal{A}$.*

Following the consistency results in Corollary 3.1, we present the key result of the online ridge estimator. To be specific, let $\kappa_\infty(\cdot, \cdot) \equiv \lim_{t \rightarrow \infty} \kappa_t(\cdot, \cdot)$ as the probability of exploration when $t \rightarrow \infty$, we show the asymptotic normality of the online ridge estimator $\widehat{\beta}_t(a)$ in the following theorem.

Theorem 3 (*Asymptotic normality of the online ridge estimator*) Suppose the conditions in Theorem 2 hold. Further assuming $tp_t^2 \rightarrow \infty$ as $t \rightarrow \infty$, we have

$$\sqrt{t} \left\{ \widehat{\beta}_t(a) - \beta(a) \right\} \xrightarrow{D} \mathcal{N}_d\{\mathbf{0}_d, \sigma_{\beta(a)}^2\},$$

where $\mathbf{0}_d$ is a $d \times 1$ zero vector, and the asymptotic variance is given by

$$\begin{aligned} \sigma_{\beta(a)}^2 = \sigma_a^2 & \left[\int \kappa_\infty(\mathbf{x}, a) \mathbb{I}\{\mathbf{x}^\top \beta(a) < \mathbf{x}^\top \beta(1-a)\} \mathbf{x} \mathbf{x}^\top dP_{\mathbf{x}} \right. \\ & \left. + \int \{1 - \kappa_\infty(\mathbf{x}, a)\} \mathbb{I}\{\mathbf{x}^\top \beta(a) \geq \mathbf{x}^\top \beta(1-a)\} \mathbf{x} \mathbf{x}^\top dP_{\mathbf{x}} \right]^{-1}, \end{aligned}$$

with $\sigma_a^2 = \mathbb{E}(e_t^2 | a_t = a)$ denoting the conditional variance of e_t given $a_t = a$, for $a = 0, 1$.

The results in Theorem 3 establish the asymptotic normality of the online ridge estimator over time, with an explicit asymptotic variance derived. Here, $\kappa_\infty(\mathbf{x}, a)$ may differ under different bandit algorithms while the asymptotic normality of $\widehat{\beta}_t(a)$ holds as long as the adopted bandit algorithm explores the non-optimal actions sufficiently with a non-increasing rate, following the conditions in Theorem 3. The proof of Theorem 3 generalizes Theorem 3.1 in Chen et al. (2020) by considering the online ridge estimator and general bandit algorithms. With two actions, it can be observed that the asymptotic variance $\sigma_{\beta(a)}^2$ is determined by the conditional variance of the noise given the action a , i.e., σ_a^2 , and the exploration-and-exploitation trade-off captured by the probability of exploration when $t \rightarrow \infty$, i.e., $\kappa_\infty(\mathbf{x}, a)$. Recall the linear model assumption of the conditional mean outcome function that $\mu(\mathbf{x}, a) = \mathbf{x}^\top \beta(a)$. Based on Theorem 3, we can further show the asymptotic normality of the online conditional mean estimator over time as follows.

Corollary 3.2 (*Asymptotic normality of the online conditional mean estimator*) Suppose the conditions in Theorem 2 hold. Further assuming condition $tp_t^2 \rightarrow \infty$ as $t \rightarrow \infty$, we have

$$\sqrt{t} \{ \widehat{\mu}_t(\mathbf{x}, a) - \mu(\mathbf{x}, a) \} \xrightarrow{D} \mathcal{N}\{0, \mathbf{x}^\top \sigma_{\beta(a)}^2 \mathbf{x}\}, \quad \forall \mathbf{x} \in \mathcal{X}, \forall a \in \mathcal{A}.$$

The above corollary shows the asymptotic normality of the online conditional mean estimator, by which we can further show the impact of running a certain action in real-time as well as a confidence interval for such an estimation. However, as we commented in the introduction, there usually does not exist a unified best action for all different subjects, and thus evaluating the performance of the estimated optimal policy desires a new efficient estimator, as detailed in the next section.

3.2 Doubly Robust Interval Estimation

We present the proposed DREAM method in this section. Towards this goal, we first detail why the average of outcomes received in bandits fails to process statistical efficiency. In view of the results established in the regret analysis for the contextual bandits (see e.g., Abbasi-Yadkori et al., 2011; Chu et al., 2011; Zhou, 2015), we have the cumulative regret as

$$\left| \sum_{t=1}^T (r_t - V^*) \right| = \tilde{O}(\sqrt{dT}),$$

where \tilde{O} is the asymptotic order up to some logarithm factor. Therefore, it is immediate that the average of rewards follows

$$\sqrt{T} \left(\frac{1}{T} \sum_{t=1}^T r_t - V^* \right) = \tilde{O}(1), \quad (2)$$

since the dimension d is finite. The results in (2) indicate that a simple average of the total outcome under the bandit algorithm is not a good estimator for the optimal value in the sense that it does not own asymptotic normality, required to construct a valid confidence interval. Instead of simple aggregation, intuitively, we should select the outcome when the action taken under a bandit policy matches the optimal policy, i.e., $a_t = \hat{\pi}_t(\mathbf{x}_t)$, defined as the status of exploitation. In contrast to the probability of exploration, we define the probability of exploitation as

$$\Pr\{a_t = \hat{\pi}_t(\mathbf{x}_t)\} = 1 - \kappa_t(\mathbf{x}_t, a_t) = \mathbb{E}[\mathbb{I}\{a_t = \hat{\pi}_t(\mathbf{x}_t)\}].$$

Following the doubly robust value estimator in Dudík et al. (2011), we propose the doubly robust mean outcome estimator as the value estimator under the optimal policy as

$$\widehat{V}_T = \frac{1}{T} \sum_{t=1}^T \frac{\mathbb{I}\{a_t = \widehat{\pi}_t(\mathbf{x}_t)\}}{1 - \widehat{\kappa}_t(\mathbf{x}_t, a_t)} \left[r_t - \widehat{\mu}_{t-1}\{\mathbf{x}_t, \widehat{\pi}_t(\mathbf{x}_t)\} \right] + \widehat{\mu}_{t-1}\{\mathbf{x}_t, \widehat{\pi}_t(\mathbf{x}_t)\}, \quad (3)$$

where T is the current time step or the termination time, and $1 - \widehat{\kappa}_t(\mathbf{x}_t, a_t)$ is the estimated matching probability between the chosen action a_t and estimated optimal action given \mathbf{x}_t , which captures the probability of exploitation $\Pr\{a_t = \widehat{\pi}_t(\mathbf{x}_t)\}$. The proposed DREAM method provides double protection on the consistency of the proposed value estimator to the true value, given either the model of the probability of exploitation or the model of the conditional mean outcome function is correctly specified. Following the theoretical results established in Corollary 3.2, we further derive the asymptotic normality of $\sqrt{T}(\widehat{V}_T - V^*)$ in the following theorem.

Theorem 4 (*Asymptotic normality for DREAM*) Suppose the conditions in Theorem 2 hold. Further assuming (A3.3) and (A3.4) hold, with condition $tp_t^2 \rightarrow \infty$ as $t \rightarrow \infty$, we have

$$\sqrt{T}(\widehat{V}_T - V^*) \xrightarrow{D} \mathcal{N}(0, \sigma_{DR}^2)$$

with

$$\sigma_{DR}^2 = \int_{\mu(\mathbf{x},1) > \mu(\mathbf{x},0)} \sigma_1^2 / \{1 - \kappa_\infty(\mathbf{x}, 1)\} d\mathbf{x} + \int_{\mu(\mathbf{x},1) < \mu(\mathbf{x},0)} \sigma_0^2 / \{1 - \kappa_\infty(\mathbf{x}, 0)\} d\mathbf{x} < \infty, \quad (4)$$

where $\sigma_a^2 = \mathbb{E}(e_t^2 | a_t = a)$ for $a = 0, 1$, and $\kappa_t \rightarrow \kappa_\infty$ as $t \rightarrow \infty$.

Remark 3.2 To the best of our knowledge, this is the first work that studies the asymptotic distribution of the mean outcome of the estimated optimal policy under general bandit algorithms online, which takes the exploration-and-exploitation trade-off into thorough account. Our DREAM method thus fills a crucial gap of policy evaluation in online learning. The asymptotic variance of the proposed DREAM estimator is the weighted average between the variance under the optimal action and the variance under the non-optimal actions. The weight is determined by the probability of exploration when $t \rightarrow \infty$ under the adopted bandit algorithm.

Towards the Wald-type confidence interval (CI), we denote the estimator of σ_{DR}^2 as $\hat{\sigma}_{DR}^2$. Therefore, a two-sided $1 - \alpha$ CI for V^* under the online optimization is given by

$$\left[\hat{V}_T - z_{\alpha/2} \hat{\sigma}_{DR} / \sqrt{T}, \quad \hat{V}_T + z_{\alpha/2} \hat{\sigma}_{DR} / \sqrt{T} \right],$$

where $z_{\alpha/2}$ denotes the upper $\alpha/2$ -th quantile of a standard normal distribution. Finally, we provide the detailed pseudocode of the proposed DREAM method under contextual bandits in Algorithm 1. We compare the estimated probability of exploration with the pre-specified clipping rate p_t of a order larger than $\mathcal{O}(t^{-1/2})$ as required by Theorem 4, to ensure a sufficient exploration and an valid inference, as stated in steps (3) and (4) in Algorithm 1. The estimated probability of exploration is further used in step (5) in Algorithm 1 to learn the value and variance. Simulation studies are provided in Section 5 to illustrate the validity of the proposed DREAM method over the baseline method such as the sample mean outcome estimator.

Algorithm 1 DREAM under Contextual Bandits with Clipping

Initialize the Contextual Bandit with randomized actions, termination time T , and the clipping rate $p_t > \mathcal{O}(t^{-1/2})$;
for Time $t = 1, 2, \dots T$ **do**
 (1) Sample d -dimensional context $\mathbf{x}_t \in \mathcal{X}$;
 (2) Update $\hat{\mu}_{t-1}(\mathbf{x}_t, a)$, $\hat{\sigma}_{t-1}(\mathbf{x}_t, a)$, $\hat{\pi}_t(\mathbf{x})$ and a_t using the Contextual Bandit Algorithms described in Section 2.2;
 (3) Estimate $\hat{\kappa}_t(\mathbf{x}_t, a_t)$;
 if $\hat{\kappa}_t(\mathbf{x}_t, a_t) < p_t$ **then**
 (4) Set $a_t \neq \hat{\pi}_t(\mathbf{x})$;
 end if
 (5) Estimate the value and variance under the optimal policy using equation 3 and 4.
end for

4 Extensions

We discuss several direct extensions of the proposed DREAM method in this section, including the results under multi-armed bandits and policy evaluation in online learning for a known policy. With these extensions, DREAM thus is comprehensive by handling various situations.

4.1 DREAM under Multi-Armed Bandits

Extension of DREAM under multi-armed bandits (MAB) is immediate by noting MAB is a special case of contextual bandits without features. For simplicity, we still consider two arms, i.e., the action space as $\mathcal{A} = \{0, 1\}$. Given a time step t where $t \in \mathcal{T} \equiv \{1, 2, 3, \dots\}$, we choose an action $a_t \in \mathcal{A}$ based on the history of previous observations \mathcal{H}_{t-1} , and then receive the outcome $r_t \in \mathcal{R}$. Define the policy $\pi(\cdot)$ that maps each time step an action, i.e., $\pi : \mathcal{T} \rightarrow \mathcal{A}$. Suppose $r_t \equiv \mu(a_t) + e_t$, where the noise term e_t is independent σ -subgaussian, $e_t \perp \mathcal{H}_{t-1}$ for $t \in \mathcal{T}$, and $\mu(a) \equiv \mathbb{E}(r_t | a_t = a)$ is the conditional mean outcome function given action a . Define the optimal policy as

$$\pi^* \equiv \arg \max_{a \in \mathcal{A}} \mu(a) = \mathbb{I}\{\mu(1) > \mu(0)\}.$$

Thus, the optimal value can be defined as $\mu(\pi^*)$. Denote the estimated optimal policy by $\hat{\pi}_t$. The goal is to infer the value under the optimal policy π^* from the online data generated by a bandit algorithm.

4.1.1 Bandits Algorithms under Multi-Armed Bandits

In this section, we briefly introduce the bandit policy $\hat{\pi}_t$ in three commonly used bandit algorithms under MAB.

Upper Confidence Bound: We first detail the UCB method for MAB (Sutton and Barto, 2018). Define the cumulative outcome as $R_t(a) = \sum_{i=1}^t r_i \mathbb{I}(a_i = a)$, and the total number of pulls as $N_t(a) = \sum_{i=1}^t \mathbb{I}(a_i = a)$, for $a = 0, 1$. Assuming that action a is sampled at least once, we define the sample mean for action a as $\hat{\mu}_t(a) = R_t(a)/N_t(a)$. Using the UCB method, the action at time t is selected by

$$a_t = \arg \max_{a \in \mathcal{A}} \hat{\mu}_t(a) + c_M \sqrt{\log t / N_t(a)},$$

where c_M is a confidence value that controls the level of exploration. Specifically, with two actions, we have the action at time step t as

$$a_t = \mathbb{I}\left\{\hat{\mu}_t(1) + c_M \sqrt{\log t / N_t(1)} > \hat{\mu}_t(0) + c_M \sqrt{\log t / N_t(0)}\right\}.$$

Here, the estimated optimal policy under UCB at time step t is

$$\hat{\pi}_t = \mathbb{I}\{\hat{\mu}_t(1) > \hat{\mu}_t(0)\}.$$

Thompson Sampling: Following the Lin-TS method in Section 2.2.2, suppose a normal likelihood function for the outcome such that $r_t \sim \mathcal{N}\{\theta(a), \rho_M^2\}$ with known parameter ρ_M^2 . If the prior for $\theta(a)$ at time t is given by $\theta(a) \sim \mathcal{N}[\hat{\mu}_{t-1}(a), \rho_M^2\{1 + \sum_{i=1}^{t-1} \mathbb{I}(a_i = a)\}^{-1}]$, we have the posterior distribution of $\theta(a)$ is $\mathcal{N}[\hat{\mu}_t(a), \rho_M^2\{1 + \sum_{i=1}^t \mathbb{I}(a_i = a)\}^{-1}]$, for $a = 0, 1$. At each time step t , we draw a sample from the posterior distribution as $\theta_t(a)$ for $a = 0, 1$, and select the next action within two actions by

$$a_t = \mathbb{I}\{\theta_t(1) > \theta_t(0)\}.$$

Here, we also define the estimated optimal policy at time step t as

$$\hat{\pi}_t = \mathbb{I}\{\hat{\theta}_t(1) > \hat{\theta}_t(0)\}.$$

ϵ -Greedy: Finally, the EG method for MAB (Sutton and Barto, 2018) is similar to Section 2.2.3 by using the sample mean $\hat{\mu}_t(a) = R_t(a)/N_t(a)$ instead, with ϵ_t controlling the level of exploration.

4.1.2 Theoretical Results under Multi-Armed Bandits

This section is organized as follows. We first derive the probability of exploration under three commonly used bandit algorithms introduced in Section 4.1.1. This allows us to further establish the consistency and the asymptotic normality of the sample mean under a specific action. Next, we propose DREAM for MAB, followed by its theoretical properties and a confidence interval. The probability of exploration under MAB can be defined by $\kappa_t^M(a_t) \equiv \Pr(a_t \neq \hat{\pi}_t) = \mathbb{E}\{\mathbb{I}(a_t \neq \hat{\pi}_t)\}$ in a similar manner, with its bound for different bandit algorithms established in the following theorem.

Theorem 5 (*Probability of exploration under MAB*) *In the online multi-armed bandit optimization using UCB, TS, or EG, assuming (A3.1) hold, we have the probability of exploration decays to zero under certain conditions. Specifically, let $\Delta \equiv \mu(1) - \mu(0)$, then the probability of exploration in MAB, i.e., κ_t^M ,*

- (i) under UCB is bounded by $\exp \left\{ -\frac{1}{2}(t-1)\Delta^2 \right\}$;
- (ii) under TS is bounded by $\exp \left\{ -2(t-1)\Delta^2 \right\}$;
- (iii) under EG is bounded by $\epsilon_t/2$.

The results in Theorem 5 is consistent with our findings in Theorem 1. With bounded non-zero difference between the true value under different arms, i.e., $\Delta \neq 0$ and $|\Delta| < \infty$, the probabilities of exploration under UCB and TS both decay to zero at a convergence rate at $\mathcal{O}\{\exp(-t)\}$ up to some constant. These results immediately hold under the margin condition in (A3.3). Therefore, both UCB and TS under the MAB setting explore the non-optimal arms insufficiently. In other words, simply applying these original bandit algorithms to generate the online data will lead to an invalid inference. Hence, additional requirement should be considered to ensure a sufficient exploration. To this end, we first establish the tail bound of the online sample mean estimator, as stated in the following theorem.

Theorem 6 (*Tail bound for the online sample mean estimator*) Suppose the conditions in Theorem 5 hold. Further assume $\Delta \neq 0$, $|\Delta| < \infty$. For any $h > 0$, we have the probability of the online sample mean estimator bounded within its true as

$$\begin{aligned} Pr(\|\hat{\mu}_t(a) - \mu(a)\|_1 \leq h) \geq & 1 - 2 \exp \left\{ -\frac{tp_t^2 h^2}{8\sigma^2} \right\} - 2 \exp \left\{ -\frac{(1 - \ln 2)(t-1)p_t}{2} \right\} \\ & + 4 \exp \left\{ -\frac{tp_t^2 h^2}{8\sigma^2} - \frac{(1 - \ln 2)(t-1)p_t}{2} \right\}. \end{aligned}$$

The above theorem also indicates the consistency of online sample mean estimator under the condition $tp_t^2 \rightarrow \infty$ as $t \rightarrow \infty$. Following the same logic as the results in contextual bandits, we can show the asymptotic normality of the sample mean estimator based on its tail bound as follows.

Theorem 7 (*Asymptotic normality of the sample mean estimator*) Suppose the conditions in Theorem 6 hold. Further assume $tp_t^2 \rightarrow \infty$ as $t \rightarrow \infty$, we have

$$\sqrt{t}\{\hat{\mu}_t(a) - \mu(a)\} \xrightarrow{D} \mathcal{N}(0, \sigma_a^2),$$

where $\sigma_a^2 = \mathbb{E}(e_t^2 | a_t = a)$ denoting the conditional variance of e_t given $a_t = a$, for $a = 0, 1$.

We next establish the statistical inference for DREAM under the MAB framework. Let $\hat{\kappa}_t^M(a_t)$ denote the estimator for $\kappa_t^M(a_t) \equiv \Pr(a_t \neq \hat{\pi}_t)$. With two actions, we propose DREAM for the value under the policy $\hat{\pi}_t$ in MAB as

$$\hat{V}_T^M = \frac{1}{T} \sum_{t=1}^T \frac{\mathbb{I}(a_t = \hat{\pi}_t)}{1 - \hat{\kappa}_t^M(a_t)} \{r_t - \hat{\mu}(\hat{\pi}_t)\} + \hat{\mu}(\hat{\pi}_t), \quad (5)$$

where T is the current time step or the termination time, and $1 - \hat{\kappa}_t^M(a_t)$ is the estimator for $\Pr(a_t = \hat{\pi}_t)$ as the matching probability between the chosen action a_t and estimated optimal action. Statistical inference for DREAM under the MAB framework is established in the following theorem.

Theorem 8 (*Asymptotic normality for DREAM under MAB*) Suppose the conditions in Theorem 7 hold. Further assume

$$\mathbb{E}[\{\mu(a) - \hat{\mu}_t(a)\}^2]^{\frac{1}{2}} [\{\kappa_t^M(a) - \hat{\kappa}_t^M(a)\}^2]^{\frac{1}{2}} = o_p(t^{-1/2}), \text{ for } a \in \mathcal{A}, \quad (6)$$

we have

$$\sqrt{T} \{\hat{V}_T^M - \mu(\pi^*)\} \xrightarrow{D} \mathcal{N}(0, \sigma_M^2),$$

where

$$\sigma_M^2 \equiv \frac{(1 - \kappa_\infty^M) \sigma_1^2 + \kappa_\infty^M \sigma_0^2}{1 - \kappa_\infty^M}, \quad (7)$$

and $\kappa_t^M \rightarrow \kappa_\infty^M \equiv \kappa_\infty^M(1)$ as $t \rightarrow \infty$.

Here, the assumption in (6) is similar to the rate double robustness proposed in (A3.4) that requires the sample mean and the estimated probability of exploration to converge at certain rates in MAB. This together with the margin condition (i.e., $\Delta \neq 0$ and $|\Delta| < \infty$) yields the asymptotic normality of the proposed value estimator based on the standard martingale central limit theory. Based on the results in Theorem 8, the asymptotic variance of the value estimator under DREAM is also the weighted average of the variance under each arm. Denote the estimators of σ_0^2 and σ_1^2 as $\hat{\sigma}_0^2$ and $\hat{\sigma}_1^2$, respectively. We can estimate the asymptotic variance σ_M^2 as $\hat{\sigma}_M^2$. Following Theorem 8, a two-sided $1 - \alpha$ CI for $\mu(\pi^*)$ under the online optimization is given by

$$\left[\hat{V}_T^M - z_{\alpha/2} \hat{\sigma}_M / \sqrt{T}, \quad \hat{V}_T^M + z_{\alpha/2} \hat{\sigma}_M / \sqrt{T} \right].$$

Based on the conditions and results in Theorem 7, we state the detailed pseudocode of DREAM under MAB in Algorithm 2. Similarly, we compare the estimated probability of exploration with the pre-specified clipping rate p_t of a order larger than $\mathcal{O}(t^{-1/2})$ as required by Theorem 7 such that the bandit algorithms sufficiently explore the non-optimal arms and our DREAM method is valid to apply to the generated online dataset.

Algorithm 2 DREAM under Multi-Armed Bandits with Clipping

Initialize Multi-Armed Bandits with randomized action, termination time T , and the clipping rate $p_t > \mathcal{O}(t^{-1/2})$;
for Time $t = 1, 2, \dots T$ **do**
 (1) Update $\hat{\mu}_{t-1}(a)$, $\hat{\sigma}_{t-1}(a)$, $\hat{\pi}_t$ and a_t using Multi-Armed Bandit Algorithms described in Section 4.1.1;
 (3) Estimate $\hat{\kappa}_t$;
 if $\hat{\kappa}_t < p_t$ **then**
 (4) Set $a_t \neq \hat{\pi}_t$;
 end if
 (5) Estimate the value and variance under the optimal policy using equation 5 and 7.
end for

4.2 Evaluation of a Known Policy in Online Learning

We next extend our method to evaluate a known new policy π^E that is different from the bandit policy, in the online environment. Typically, we focus on the statistical inference of policy evaluation in online learning under the contextual bandit framework. Recall the setting and notations in Section 2, given a target policy π^E , we propose its doubly robust value estimator as

$$\hat{V}_T(\pi^E) = \frac{1}{T} \sum_{t=1}^T \frac{\mathbb{I}\{a_t = \pi^E(\mathbf{x}_t)\}}{\hat{p}_{t-1}\{a_t|\mathcal{H}_{t-1}\}} \left[r_t - \hat{\mu}_{t-1}\{\mathbf{x}_t, \pi^E(\mathbf{x}_t)\} \right] + \hat{\mu}_{t-1}\{\mathbf{x}_t, \pi^E(\mathbf{x}_t)\},$$

where T is the current time step or the termination time. Here, in contextual bandits, $\hat{p}_{t-1}(a_t|\mathcal{H}_{t-1}) = \hat{p}_{t-1}(a_t|\mathbf{x}_t)$ is the estimated propensity score of the chosen action a_t , i.e., $\Pr(a_t|\mathbf{x}_t)$, given the previous observations up to time step $t - 1$. The following theorem summarizes the asymptotic properties of $\hat{V}_T(\pi^E)$, built upon Corollary 3.2.

Theorem 9 (*Asymptotic Normality for Evaluating a Known Policy*) Suppose the conditions in Corollary 3.2 hold. Further assuming (A3.3) and the rate doubly robustness that

$$\mathbb{E}_{\mathbf{x} \in \mathcal{X}}[\{\mu(\mathbf{x}, a) - \hat{\mu}_t(\mathbf{x}, a)\}^2]^{\frac{1}{2}}[\{Pr(a_t|\mathbf{x}_t) - \hat{p}_{t-1}(a_t|\mathbf{x}_t)\}^2]^{\frac{1}{2}} = o_p(t^{-1/2}), \text{ for } a \in \mathcal{A},$$

we have

$$\sqrt{T}\{\hat{V}_T(\pi^E) - V(\pi^E)\} \xrightarrow{D} \mathcal{N}\{0, \sigma(\pi^E)^2\},$$

where the asymptotic variance $\sigma(\pi^E)^2$ is a function of the target policy π^E .

Here, we impose the same conditions on the bandit algorithms as in Corollary 3.2 to guarantee a positive non-increasing exploration rate bounded away from zero. This ensures a sufficient exploration on different arms, and thus evaluating an arbitrary policy is valid. The use of rate doubly robustness assumption and the margin condition (A3.3) follows the similar logic as in Theorem 4. Denote the estimator of $\sigma(\pi^E)^2$ as $\hat{\sigma}(\pi^E)^2$. Finally, a two-sided $1 - \alpha$ CI for $V(\pi^E)$ under the online optimization is given by

$$\left[\hat{V}_T(\pi^E) - z_{\alpha/2} \hat{\sigma}(\pi^E) / \sqrt{T}, \quad \hat{V}_T(\pi^E) + z_{\alpha/2} \hat{\sigma}(\pi^E) / \sqrt{T} \right].$$

5 Simulation Studies

In this section, we conduct extensive simulation studies to validate the established theories and evaluate the proposed DREAM method under both multi-armed bandits and contextual bandits. For each framework, we first demonstrate the probability of exploration under different bandit algorithms over time, and then evaluate DREAM via the coverage probabilities of the true optimal value based on CIs constructed under the DREAM method.

5.1 Simulation under Multi-Armed Bandits

We first focus on a multi-armed bandit setting with two actions for exposition, to validate the extended results in Section 4.1. Suppose the outcome of interest is generated from a normal distribution as $r_t \sim \mathcal{N}\{\mu(a), \sigma_a^2\}$, where we set the expected outcomes under two arms as $\mu(0) = 0.7$, $\mu(1) = 1$, respectively, with equal variances as $\sigma_0 = \sigma_1 = 1$. Hence, the optimal policy is always pulling the arm 1 with its value as 1.

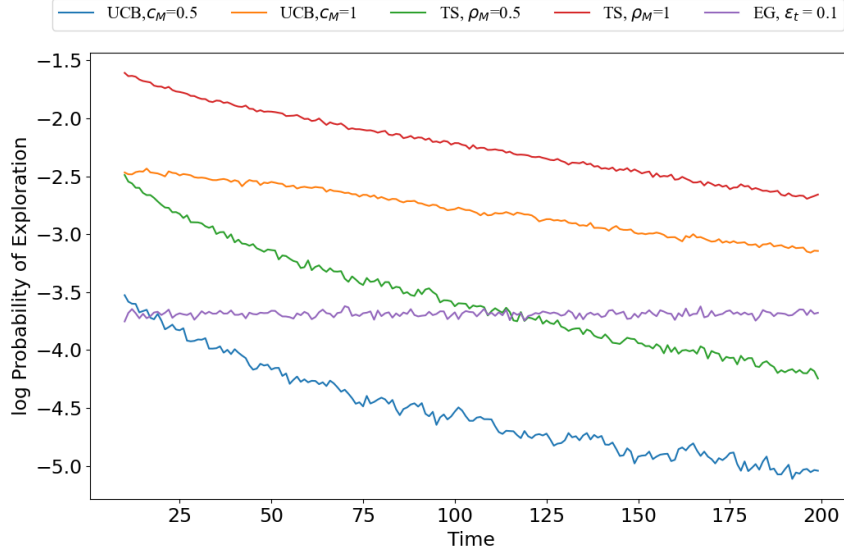


Figure 2: The logarithm of the probability of exploration for different bandits algorithms under MAB.

5.1.1 Demonstration for Probability of Exploration

To illustrate the probability of exploration, we apply three bandit algorithms as described in Section 4.1.1, respectively, with the following specifications: (i) for UCB, let $c_M \in \{0.5, 1.0\}$ as two cases; (ii) for TS, let priors $\theta(a) \sim \mathcal{N}(0, 1)$ and parameter $\rho_M \in \{0.5, 1.0\}$ as two cases; and (iii) for EG, let $\epsilon_t \equiv 0.1$. Set the total decision time for online learning as $T = 200$ with an initial random exploration (the burning period) as $T_0 = 4$ for all algorithms. Specifically, in the burning period, we randomly choose one of the two actions with equal probability, to form initial estimators for sample means; during the rest $T - T_0$ times, we apply different bandit algorithms and estimate their corresponding probabilities of exploration, respectively. The results are illustrated in Figure 2, aggregated over 50,000 replications. Here, we take the logarithm on the probability of exploration to better demonstrate its theoretical order.

It can be observed from Figure 2 that the probabilities of exploration under UCB and TS decay to zero and have asymptotic equivalent convergence rates as $\mathcal{O}\{\exp(-t)\}$ up to some constant, by noticing four approximately straight and parallel lines with negative slopes on Figure 2 under UCB and TS. While the probability of exploration under EG is constant

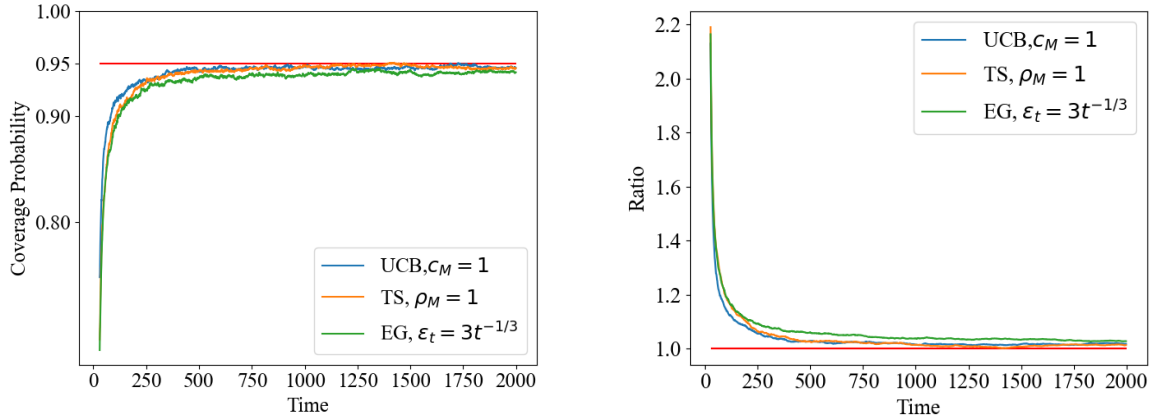


Figure 3: Evaluation results by DREAM under different bandit algorithms in MAB. Left panel: the coverage probabilities of the 95% two-sided Wald-type CI, with red line representing the nominal level at 95%. Right panel: the ratio between the standard error and the Monte Carlo standard deviation, with red line representing the nominal level at 1.

over time, as pre-specified by users. In addition, the probability of exploration under UCB increases as the exploring parameter c_M increases. A similar manner is illustrated in TS by increasing the exploring parameter ρ_M . All these findings are in line with the theoretical results established in Theorem 5.

5.1.2 Coverage Probabilities under DREAM

We next evaluate the proposed value estimator under DREAM. Consider the same scenario in Section 5.1.1 with the clipping parameter $p_t = 0.05$ such that the non-optimal arm 0 can be explored sufficiently over time. Set the total decision time $T = 2000$ with a burning period as $T_0 = 20$. We apply the proposed method as stated in Algorithm 2 under UCB with $c_M = 1$, TS with $\rho_M = 1$, and EG with $\epsilon_t = 3t^{-1/3}$, respectively. For each setting, we calculate the value by DREAM at each time step. The results are evaluated by the coverage probabilities of the 95% two-sided Wald-type CI on covering the optimal value and the ratio between the standard error and the Monte Carlo standard deviation over time, as shown in Figure 3, aggregated over 10,000 replications, under three different bandit algorithms.

Based on Figure 3, the proposed DREAM method has good performances to infer the optimal policy in all cases. Specifically, the coverage probabilities of the proposed value

estimator under DREAM are higher than 90% after first 250 steps, and close to the nominal level of 95% after 1000 steps, under all three bandit algorithms. On the other hand, the ratios between the standard error and the Monte Carlo standard deviation approach to 1 under the proposed DREAM method when time step t increases. These two findings support the results in Theorem 8. Among three bandit algorithms, it can be seen that the online data generated by EG produce slightly worse value estimates based on DREAM over time owing to its relatively small order of the exploration rate as $\epsilon_t = 3t^{-1/3}$.

5.2 Simulation under Contextual Bandits

We next evaluate DREAM for the contextual bandit setting proposed in Section 3. Consider the 2-dimensional context $\mathbf{x} = [x_1, x_2]^\top$, with $x_1, x_2 \stackrel{i.i.d.}{\sim} \text{Uniform}(0, 2\pi)$. Suppose the outcome of interest is generated from $r_t \sim \mathcal{N}\{\mu(\mathbf{x}, a), \sigma_a^2\}$, where the conditional mean function takes a non-linear form as

$$\begin{aligned}\mu(\mathbf{x}, a) &= 2 - a + (5a - 1) \cos(x_1) + (1.5 - 3a) \cos(x_2) \\ &= [1, \cos(x_1), \cos(x_2)][2 - a, 5a - 1, 1.5 - 3a]^\top,\end{aligned}\tag{8}$$

with equal variances as $\sigma_1 = \sigma_0 = 0.5$. According to (8), we have the true coefficient as $\beta(a) = [2 - a, 5a - 1, 1.5 - 3a]^\top$, the optimal policy given by $\mathbb{I}\{-1 + 5 \cos(x_1) - 3 \cos(x_2) > 0\}$, and the optimal value as 3.27 calculated by integration.

5.2.1 Demonstration for Probability of Exploration

Using a similar procedure as described in Section 5.1.1, we apply three bandit algorithms in Section 2.2 to show their probabilities of exploration with the following specifications: (i) for UCB, let $c_t \in \{1, 2\}$; (ii) for TS, let priors $\theta(a) \sim \mathcal{N}_d(\mathbf{0}_d, I_d)$ with $\rho \in \{0.5, 1\}$; and (iii) for EG, let $\epsilon_t = 0.1$. Set the total decision time $T = 200$ with an initial random exploration as $T_0 = 30$. The results of the logarithm on the probability of exploration under different bandit settings are illustrated in Figure 4, aggregate over 50,000 replications. It can be observed from Figure 4 that the logarithm of the probabilities of exploration under UCB and TS are approximately straight lines with negative slope, indicating the probabilities of exploration under these two bandit algorithms decay to zero and have asymptotic equivalent

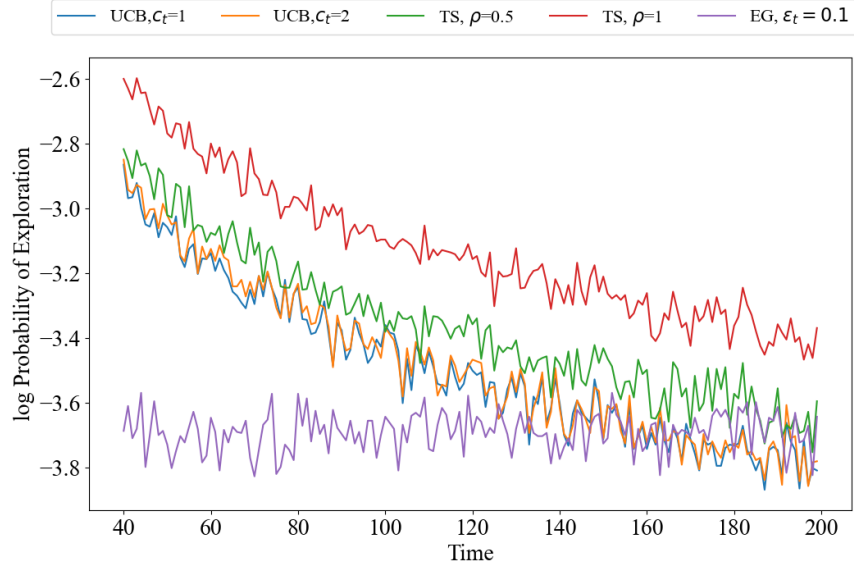


Figure 4: The logarithm of the probability of exploration for different bandits algorithms under contextual bandits.

convergence rates slower than $\mathcal{O}\{\exp(-t)\}$ up to some constant. All the findings are in accord with the theoretical results established in Theorem 1.

5.2.2 Coverage Probabilities under DREAM

We next evaluate the doubly robustness property of the proposed value estimator under DREAM in comparison to the simple average of the total reward for contextual bandits. To be specific, we consider the following five methods: 1. the models of conditional mean function μ and probability of exploration κ_t are both correctly specified in DREAM; 2. the model of μ is misspecified with linear regression; 3. the model of κ_t is misspecified by a constant; 4. the models of μ and κ_t are both mis-specified; and 5. using the averaged reward as the value estimator. We employ three bandit algorithms to generate the online data, where $c_t = 2$ for UCB, $\theta(a) \sim \mathcal{N}_d(\mathbf{0}_d, I_d)$ with $\rho = 0.5$ for TS, and $\epsilon_t = 0.1t^{-2/5}$ for EG. Set the total decision time $T = 2000$ with the burning period as $T_0 = 50$. Under each online learning, we calculate the value by DREAM with different model specifications as well as the mean of cumulative reward at each time step. These five value estimators are evaluated by the coverage probabilities of the 95% two-sided Wald-type CI on covering

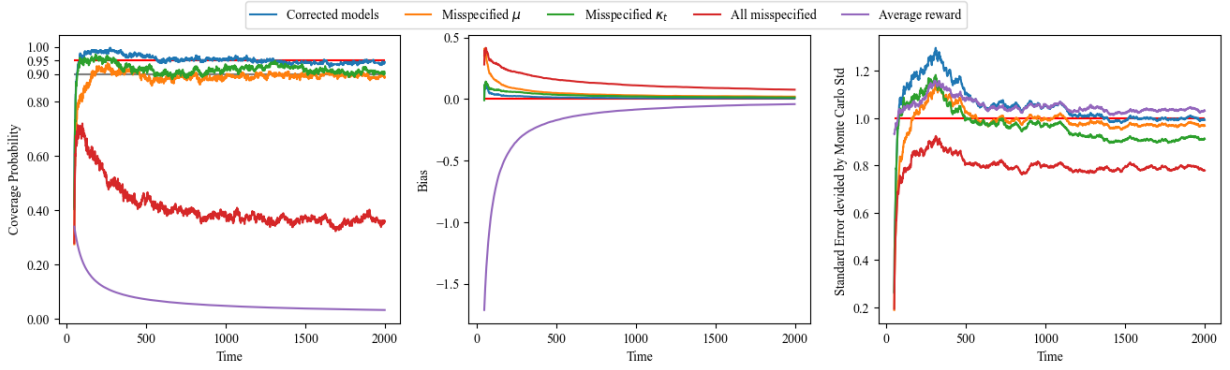


Figure 5: Evaluation results by DREAM with UCB as the bandit algorithm under different model specifications in comparison to the averaged reward, in contextual bandits. Left panel: the coverage probabilities of the 95% two-sided Wald-type CI, with red line representing the nominal level at 95%. Middle panel: the bias between the estimated value and the true value. Right panel: the ratio between the standard error and the Monte Carlo standard deviation, with red line representing the nominal level at 1.

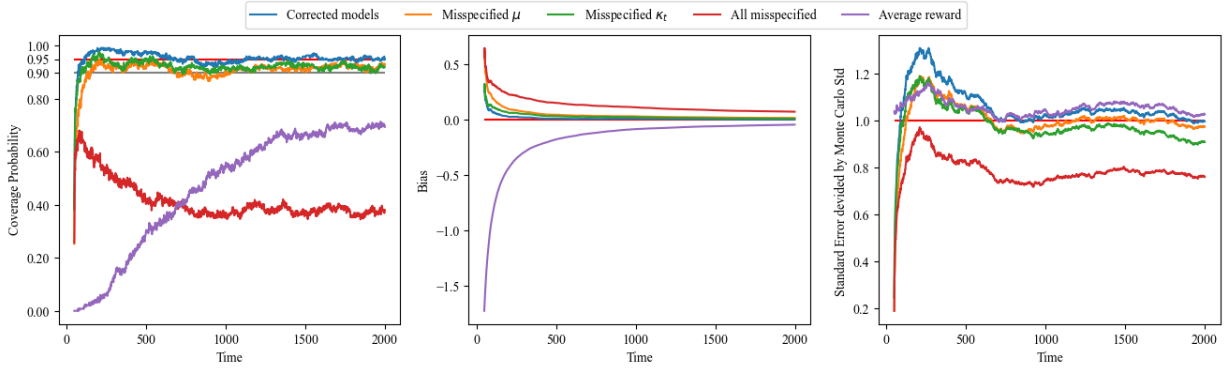


Figure 6: Evaluation results by DREAM with TS as the bandit algorithm under different model specifications in comparison to the averaged reward, in contextual bandits. Left panel: the coverage probabilities of the 95% two-sided Wald-type CI, with red line representing the nominal level at 95%. Middle panel: the bias between the estimated value and the true value. Right panel: the ratio between the standard error and the Monte Carlo standard deviation, with red line representing the nominal level at 1.

the optimal value and the ratio between the standard error and the Monte Carlo standard deviation, as shown in Figure 5 to 7 for three bandit algorithms, respectively, aggregated over 1,000 replications.

Based on Figure 5 to Figure 7, the performance of the proposed DREAM method is reasonably much better than the simple average estimator of the total outcome. Specifically, the coverage probabilities of the proposed DREAM estimator are close to the nominal level

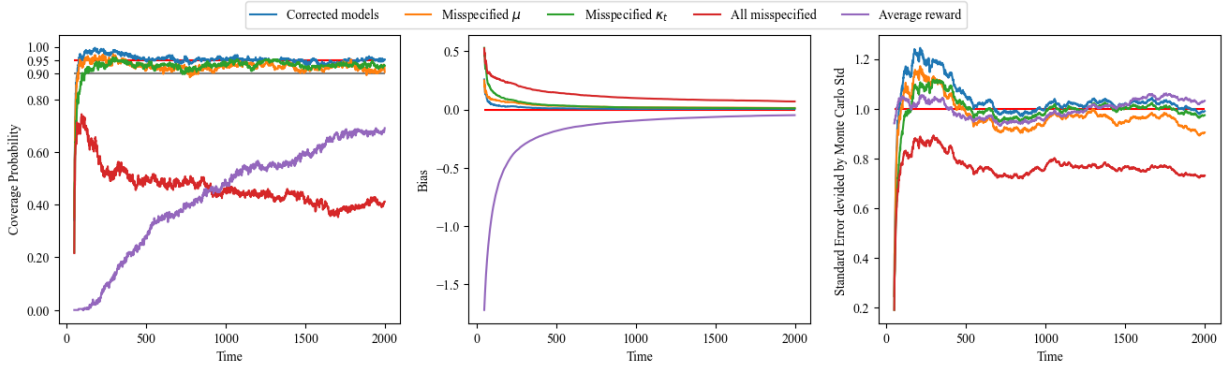


Figure 7: Evaluation results by DREAM with EG as the bandit algorithm under different model specifications in comparison to the averaged reward, in contextual bandits. Left panel: the coverage probabilities of the 95% two-sided Wald-type CI, with red line representing the nominal level at 95%. Middle panel: the bias between the estimated value and the true value. Right panel: the ratio between the standard error and the Monte Carlo standard deviation, with red line representing the nominal level at 1.

of 95%, with the biases and the ratios between the standard error and the Monte Carlo standard deviation approaching to 0 and 1, respectively, when the time step t increases, under different bandit algorithms. In addition, our DREAM method achieves a reasonably good performance when either regression model for the conditional mean function and the probability of exploration is misspecified. These findings not only validate the theoretical results in Theorem 4 but also demonstrate the doubly robustness of DREAM in handling policy evaluation in online learning. In contrast, the simple average of reward can hardly maintain coverage probabilities over 70% with much larger biases in all cases.

6 Real Data Applications

In this section, we evaluate the performance of the proposed DREAM method in real datasets from the OpenML database¹, which is a curated, comprehensive benchmark suites for machine-learning tasks. This database provides user-friendly standardized data formats, APIs, and existing client libraries, machine-readable meta-information regarding the contents of the suite, and online sharing of results to enable large scale comparisons. Following the contextual bandit setting considered in this paper, we select two datasets in the

¹<https://www.openml.org/home>

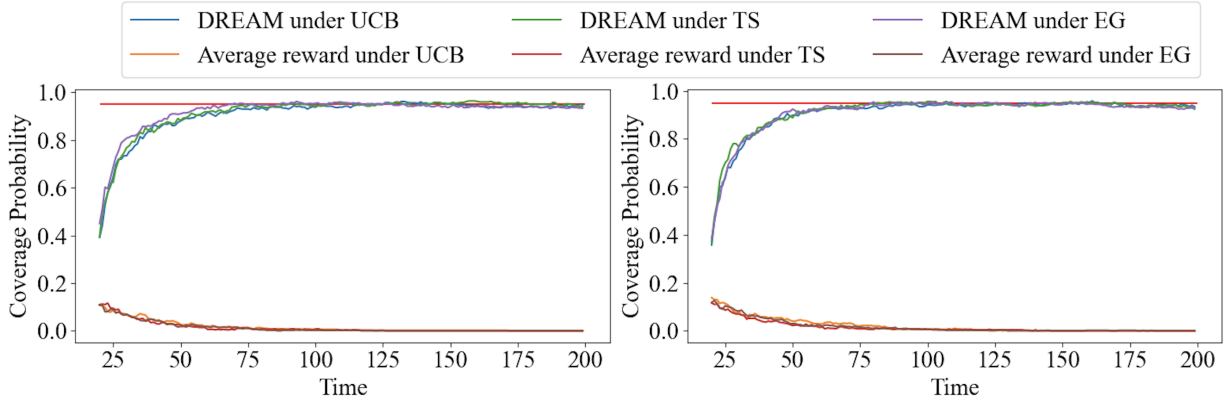


Figure 8: The coverage probabilities of the 95% two-sided Wald-type CI by the proposed value estimator under DREAM in comparison to the averaged reward, in contextual bandits with different bandit algorithms. Left panel: the results for the SEA50 dataset. Right panel: the results for the SEA50000 dataset. The red line representing the nominal level at 95%.

public OpenML Curated Classification benchmarking suite 2018 (OpenML-CC18; BSD 3-Clause license) (Bischl et al., 2017), i.e., the SEA50 and SEA50000, to formulate the real application. Each dataset is a collection of pairs of 4-dimensional features \mathbf{x} and their corresponding labels $L \in \{0, 1\}$, with a total number of observations as $n = 1,000,000$. To simulate an online environment for data generation, we turn two-class classification tasks into a two-armed contextual bandit problems (see e.g., Dudík et al., 2011; Wang et al., 2017; Su et al., 2019), such that we can reproduce the online data to evaluate the performance of the proposed method. Specifically, at each time step t , we draw the pair $\{\mathbf{x}_t, L_t\}$ uniformly at random with replacement from the dataset with $n = 1,000,000$. Given the revealed context \mathbf{x}_t , the bandit algorithm selects an action $a_t \in \{0, 1\}$. The reward is generated by a normal distribution $r_t \sim \mathcal{N}\{\mathbb{I}(a_t = L_t), 1\}$. Here, the mean of reward is 1 if the selected action matches the underlying true label, and 0 otherwise. Therefore, the optimal value is 1 while the optimal policy is unknown due to the complex relationship between the collected features and the label. Our goal is to infer the value under the optimal policy in the online settings produced by datasets SEA50 and SEA50000.

Using the similar procedure as described in Section 5, we apply the proposed DREAM method in comparison to the simple average estimator, by employing three bandit algorithms with following specifications: (i) for UCB, let $c_t = 2$; (ii) for TS, let priors

$\theta(a) \sim \mathcal{N}_d(\mathbf{0}_d, I_d)$ and parameter $\rho = 0.5$; and (iii) for EG, let $\epsilon_t \equiv 3t^{-1/3}$. Set the total time for the online learning as $T = 200$ with a burning period as $T_0 = 20$. The results are evaluated by the coverage probabilities of the 95% two-sided Wald-type CI in Figure 8 for two real datasets, respectively, averaged over 500 replications. It can be observed from Figure 8 that our proposed DREAM method performs much better than the simple average estimator, in all cases. To be specific, the coverage probabilities of the value estimator under DREAM are close to the nominal level of 95%, while the CI constructed by the averaged reward can hardly cover the true value with its coverage probabilities decaying to 0, under different bandit algorithms and two simulated online environments. These findings are consistent with what we have observed in simulations.

7 Conclusion

In this paper, we propose the doubly robust interval estimation to infer the mean outcome of the optimal policy based on the online data generated from a bandit algorithm. We explicitly characterize the probability of exploring the non-optimal actions under a bandit policy, and show the consistency and asymptotic normality of the proposed value estimator. There are some extensions we may consider in the future work. First, in the current paper, we focus on settings with binary actions. Thus, a more general method with multiple actions or even continuous action space is desirable. Second, we consider the contextual bandits in this paper and all the theoretical results are applicable to the multi-armed bandits. It would be practically interesting to extend our proposal to reinforcement learning problems.

References

- Abbasi-Yadkori, Y., Pál, D. and Szepesvári, C. (2011), Improved algorithms for linear stochastic bandits, *in* ‘Advances in Neural Information Processing Systems’, pp. 2312–2320.
- Agrawal, S. and Goyal, N. (2013), Thompson sampling for contextual bandits with linear payoffs, *in* ‘International Conference on Machine Learning’, PMLR, pp. 127–135.
- Athey, S. (2019), 21. the impact of machine learning on economics, *in* ‘The economics of artificial intelligence’, University of Chicago Press, pp. 507–552.
- Auer, P. (2002), ‘Using confidence bounds for exploitation-exploration trade-offs’, *Journal of Machine Learning Research* **3**(Nov), 397–422.
- Auer, P., Cesa-Bianchi, N. and Fischer, P. (2002), ‘Finite-time analysis of the multiarmed bandit problem’, *Machine learning* **47**(2-3), 235–256.
- Bischl, B., Casalicchio, G., Feurer, M., Hutter, F., Lang, M., Mantovani, R. G., van Rijn, J. N. and Vanschoren, J. (2017), ‘Openml benchmarking suites’, *arXiv preprint arXiv:1708.03731* .
- Bubeck, S. and Cesa-Bianchi, N. (2012), ‘Regret analysis of stochastic and nonstochastic multi-armed bandit problems’, *arXiv preprint arXiv:1204.5721* .
- Chakraborty, B. and Moodie, E. (2013), *Statistical methods for dynamic treatment regimes*, Springer.
- Chambaz, A., Zheng, W. and van der Laan, M. J. (2017), ‘Targeted sequential design for targeted learning inference of the optimal treatment rule and its mean reward’, *Annals of statistics* **45**(6), 2537.
- Chen, H., Lu, W. and Song, R. (2020), ‘Statistical inference for online decision making: In a contextual bandit setting’, *Journal of the American Statistical Association* pp. 1–16.

- Chernozhukov, V., Chetverikov, D., Kato, K. et al. (2014), ‘Gaussian approximation of suprema of empirical processes’, *The Annals of Statistics* **42**(4), 1564–1597.
- Chu, W., Li, L., Reyzin, L. and Schapire, R. (2011), Contextual bandits with linear payoff functions, in ‘Proceedings of the Fourteenth International Conference on Artificial Intelligence and Statistics’, JMLR Workshop and Conference Proceedings, pp. 208–214.
- Deshpande, Y., Mackey, L., Syrgkanis, V. and Taddy, M. (2018), Accurate inference for adaptive linear models, in ‘International Conference on Machine Learning’, PMLR, pp. 1194–1203.
- Dudík, M., Langford, J. and Li, L. (2011), ‘Doubly robust policy evaluation and learning’, *arXiv preprint arXiv:1103.4601*.
- Farrell, M. H., Liang, T. and Misra, S. (2021), ‘Deep neural networks for estimation and inference’, *Econometrica* **89**(1), 181–213.
- Feller, W. (2008), *An introduction to probability theory and its applications, vol 2*, John Wiley & Sons.
- Hadad, V., Hirshberg, D. A., Zhan, R., Wager, S. and Athey, S. (2019), ‘Confidence intervals for policy evaluation in adaptive experiments’, *arXiv preprint arXiv:1911.02768*.
- Heyde, C. et al. (1980), Martingale limit theory and its application, Technical report.
- Kallus, N. and Zhou, A. (2018), ‘Policy evaluation and optimization with continuous treatments’, *arXiv preprint arXiv:1802.06037*.
- Lattimore, T. and Szepesvári, C. (2020), *Bandit algorithms*, Cambridge University Press.
- Li, L., Chu, W., Langford, J. and Schapire, R. E. (2010), A contextual-bandit approach to personalized news article recommendation, in ‘Proceedings of the 19th international conference on World wide web’, pp. 661–670.

- Li, L., Chu, W., Langford, J. and Wang, X. (2011), Unbiased offline evaluation of contextual-bandit-based news article recommendation algorithms, *in* ‘Proceedings of the fourth ACM international conference on Web search and data mining’, pp. 297–306.
- Lu, Y., Xu, Z. and Tewari, A. (2021), ‘Bandit algorithms for precision medicine’, *arXiv preprint arXiv:2108.04782*.
- Luedtke, A. R. and Van Der Laan, M. J. (2016), ‘Statistical inference for the mean outcome under a possibly non-unique optimal treatment strategy’, *Annals of statistics* **44**(2), 713.
- Murphy, S. A. (2003), ‘Optimal dynamic treatment regimes’, *Journal of the Royal Statistical Society: Series B (Statistical Methodology)* **65**(2), 331–355.
- Neel, S. and Roth, A. (2018), Mitigating bias in adaptive data gathering via differential privacy, *in* ‘International Conference on Machine Learning’, PMLR, pp. 3720–3729.
- Nie, X., Tian, X., Taylor, J. and Zou, J. (2018), Why adaptively collected data have negative bias and how to correct for it, *in* ‘International Conference on Artificial Intelligence and Statistics’, PMLR, pp. 1261–1269.
- Shin, J., Ramdas, A. and Rinaldo, A. (2019a), ‘Are sample means in multi-armed bandits positively or negatively biased?’, *arXiv preprint arXiv:1905.11397*.
- Shin, J., Ramdas, A. and Rinaldo, A. (2019b), ‘On the bias, risk and consistency of sample means in multi-armed bandits’, *arXiv preprint arXiv:1902.00746*.
- Srinivas, N., Krause, A., Kakade, S. M. and Seeger, M. (2009), ‘Gaussian process optimization in the bandit setting: No regret and experimental design’, *arXiv preprint arXiv:0912.3995*.
- Su, Y., Dimakopoulou, M., Krishnamurthy, A. and Dudík, M. (2019), ‘Doubly robust off-policy evaluation with shrinkage’, *arXiv preprint arXiv:1907.09623*.
- Sutton, R. S. and Barto, A. G. (2018), *Reinforcement learning: An introduction*, MIT press.

- Swaminathan, A., Krishnamurthy, A., Agarwal, A., Dudik, M., Langford, J., Jose, D. and Zitouni, I. (2017), Off-policy evaluation for slate recommendation, *in* ‘Advances in Neural Information Processing Systems’, pp. 3632–3642.
- Turvey, R. (2017), *Optimal Pricing and Investment in Electricity Supply: An Essay in Applied Welfare Economics*, Routledge.
- Van Der Vaart, A. W. and Wellner, J. A. (1996), Weak convergence, *in* ‘Weak convergence and empirical processes’, Springer, pp. 16–28.
- Wager, S. and Athey, S. (2018), ‘Estimation and inference of heterogeneous treatment effects using random forests’, *Journal of the American Statistical Association* **113**(523), 1228–1242.
- Waisman, C., Nair, H. S., Carrion, C. and Xu, N. (2019), ‘Online inference for advertising auctions’, *arXiv preprint arXiv:1908.08600* .
- Wang, Y.-X., Agarwal, A. and Dudik, M. (2017), Optimal and adaptive off-policy evaluation in contextual bandits, *in* ‘International Conference on Machine Learning’, PMLR, pp. 3589–3597.
- Zhang, B., Tsiatis, A. A., Laber, E. B. and Davidian, M. (2012), ‘A robust method for estimating optimal treatment regimes’, *Biometrics* **68**(4), 1010–1018.
- Zhang, K. W., Janson, L. and Murphy, S. A. (2020), ‘Inference for batched bandits’, *arXiv preprint arXiv:2002.03217* .
- Zhou, L. (2015), ‘A survey on contextual multi-armed bandits’, *arXiv preprint arXiv:1508.03326* .

This appendix provides all the technical proofs for the established theorems for policy evaluation in online learning under the contextual bandits. Note the theoretical results in Section 4 can be proven in a similar manner by arguments in Section A. We omit the details to save space.

A Technical Proofs for Main Results

A.1 Supporting Lemma

In the following, we first introduce an auxiliary lemma, which is essential to bound the tail of the online sample mean estimator.

Lemma A.1 *Let $\{\mathbf{x}_t\}_{t=1}^T$ be a sequence of i.i.d. d -dimensional random vectors such that all realizations of \mathbf{x}_t satisfy $\|\mathbf{x}_t\|_\infty \leq L_{\mathbf{x}}$ for all $t = 1, \dots, T$. Let $\{a_t\}_{t=1}^T$ be a sequence of Bernoulli random vectors with its successful rate conditional on \mathbf{x}_t as p_t satisfying $p_t \geq p_0 \geq 0$ for some constant $p_0 > 0$, for $t = 1, \dots, T$. Denote $\hat{\Sigma} = \frac{1}{T} \sum_{t=1}^T a_t \mathbf{x}_t \mathbf{x}_t^\top$. If $\Sigma = \mathbb{E} \mathbf{x}_1 \mathbf{x}_1^\top$ has minimum eigenvalue $\lambda_{\min}(\Sigma) > \lambda$ for some $\lambda > 0$, then*

$$\Pr\left(\lambda_{\min}(\hat{\Sigma}) \leq \frac{p_0 \lambda}{2}\right) \leq d \exp\left\{-\frac{(1 - \ln 2) T p_0 \lambda}{2 L_{\mathbf{x}}^2}\right\}.$$

A.1.1 Proof of Lemma A.1

The proof of Lemma A.1 follows the proof of Lemma 3 in Chen et al. (2020) while we relax the independent assumption they made, consisting three steps. In the following, we first bound the maximum and minimum eigenvalues of $\hat{\Sigma}$, respectively, and then use Matrix Chernoff bound to derive the final inequality.

Step 1: Note that $\{a_t\}_{t=1}^T$ be a sequence of Bernoulli random vectors, we have

$$\lambda_{\max}\left(\frac{a_1 \mathbf{x}_1 \mathbf{x}_1^\top}{T}\right) \leq \lambda_{\max}\left(\frac{\mathbf{x}_1 \mathbf{x}_1^\top}{T}\right) = \frac{1}{T} \lambda_{\max}(\mathbf{x}_1 \mathbf{x}_1^\top).$$

This can be further bounded using the properties of the maximum eigenvalue as

$$\frac{1}{T} \lambda_{\max}(\mathbf{x}_1 \mathbf{x}_1^\top) = \frac{1}{T} \max_{\|\mathbf{v}\|_2=1} \mathbf{v}^\top (\mathbf{x}_1 \mathbf{x}_1^\top) \mathbf{v} = \frac{1}{T} \max_{\|\mathbf{v}\|_2=1} (\mathbf{v}^\top \mathbf{x}_1)^2 \leq \frac{L_{\mathbf{x}}^2}{T},$$

where the last equation is due to the fact that all realizations of \mathbf{x}_t satisfy $\|\mathbf{x}_t\|_\infty \leq L_x$ for all $t = 1, \dots, T$. Denoting $R = L_x^2/T$, the above two equations yields that

$$\lambda_{\max} \left(\frac{a_1 \mathbf{x}_1 \mathbf{x}_1^\top}{T} \right) \leq R. \quad (\text{A.1})$$

Step 2: Note that $\mathbb{E}(\mathbf{x}_t \mathbf{x}_t^\top) = \Sigma$ and $\mathbb{E}(a_t | \mathbf{x}_t) > p_0$, for all $t = 1, \dots, T$, we have

$$\mu_{\min} \equiv \lambda_{\min}(\mathbb{E}\hat{\Sigma}) = \lambda_{\min} \left(\frac{1}{T} \sum_{t=1}^T \mathbb{E}(\mathbb{E}(a_t | \mathbf{x}_t) \mathbf{x}_t \mathbf{x}_t^\top) \right) \geq \lambda_{\min} \left(\frac{1}{T} \sum_{t=1}^T \mathbb{E}(p_0 \mathbf{x}_t \mathbf{x}_t^\top) \right).$$

Therefore, we can further derive that

$$\mu_{\min} \geq p_0 \lambda_{\min} \left(\frac{1}{T} \sum_{t=1}^T \mathbb{E}(\mathbf{x}_t \mathbf{x}_t^\top) \right) = p_0 \lambda_{\min} \left(\frac{1}{T} \sum_{t=1}^T \Sigma \right) = p_0 \lambda_{\min}(\Sigma) > p_0 \lambda. \quad (\text{A.2})$$

Step 3: With the maximum eigenvalue in A.1 and the minimum eigenvalue in A.2 of $\hat{\Sigma}$, respectively, we can use Matrix Chernoff bound to derive the final inequality.

$$\Pr \left(\lambda_{\min}(\hat{\Sigma}) \leq \frac{\mu_{\min}}{2} \right) \leq d \cdot \left[\left(\frac{e}{2} \right)^{-\frac{1}{2}} \right]^{\frac{\mu_{\min}}{R}} = d \exp \left\{ -\frac{(1 - \ln 2) \mu_{\min}}{2R} \right\} = d \exp \left\{ -\frac{(1 - \ln 2) T \mu_{\min}}{2L_x^2} \right\}.$$

By (A.2), we have

$$\Pr \left(\lambda_{\min}(\hat{\Sigma}) \leq \frac{p_0 \lambda}{2} \right) \leq \Pr \left(\lambda_{\min}(\hat{\Sigma}) \leq \frac{\mu_{\min}}{2} \right),$$

which further implies

$$\Pr \left(\lambda_{\min}(\hat{\Sigma}) \leq \frac{p_0 \lambda}{2} \right) \leq d \exp \left\{ -\frac{(1 - \ln 2) T \mu_{\min}}{2L_x^2} \right\} \leq d \exp \left\{ -\frac{(1 - \ln 2) T p_0 \lambda}{2L_x^2} \right\}.$$

The proof thus is completed.

A.2 Proof of Theorem 1

The proof of Theorem 1 consists of two main parts to show the probability of exploration under UCB and TS, respectively, by noting the probability of exploration under EG is given by its definition.

A.2.1 Proof for UCB

We first show the probability of exploration under UCB. This proof consists of three main steps. We first rewrite the target probability by its definition and decompose it into two parts. Then, we establish the bound for each part and derive the final upper bound.

Step 1: Let $\Delta_{\mathbf{x}_t} \equiv \mu(\mathbf{x}_t, 1) - \mu(\mathbf{x}_t, 0)$. Based on the definition of the probability of exploration and the form of the estimated optimal policy $\hat{\pi}_t(\mathbf{x}_t)$, we have

$$\begin{aligned} \Pr\{a_t \neq \hat{\pi}_t(\mathbf{x}_t)\} &= \mathbb{E}[\mathbb{I}\{a_t \neq \hat{\pi}_t(\mathbf{x}_t)\}] \\ &= \underbrace{\mathbb{E}[\mathbb{I}(a_t = 0)|\hat{\pi}_t(\mathbf{x}_t) = 1]\Pr\{\hat{\pi}_t(\mathbf{x}_t) = 1\}}_{\eta_0} + \underbrace{\mathbb{E}[\mathbb{I}(a_t = 1)|\hat{\pi}_t(\mathbf{x}_t) = 0]\Pr\{\hat{\pi}_t(\mathbf{x}_t) = 0\}}_{\eta_1}. \end{aligned} \quad (\text{A.3})$$

The rest of the proof is to bound η_0 and η_1 , respectively. Combining the results for η_0 and η_1 yields desired bound for the probability of exploration under UCB.

Step 2: We focus on bounding η_0 next. Given $\hat{\pi}_t(\mathbf{x}_t) = 1$, i.e., $\hat{\mu}_{t-1}(\mathbf{x}_t, 1) - \hat{\mu}_{t-1}(\mathbf{x}_t, 0) > 0$, based on the definition of the taken action in Lin-UCB that

$$a_t = \mathbb{I}\{\hat{\mu}_{t-1}(\mathbf{x}_t, 1) + c_t \hat{\sigma}_{t-1}(\mathbf{x}_t, 1) > \hat{\mu}_{t-1}(\mathbf{x}_t, 0) + c_t \hat{\sigma}_{t-1}(\mathbf{x}_t, 0)\},$$

the probability of choosing action 0 rather than action 1 is

$$\begin{aligned} &\mathbb{E}[\mathbb{I}(a_t = 0)|\hat{\pi}_t(\mathbf{x}_t) = 1] \\ &= \Pr\{\hat{\mu}_{t-1}(\mathbf{x}_t, 1) + c_t \hat{\sigma}_{t-1}(\mathbf{x}_t, 1) < \hat{\mu}_{t-1}(\mathbf{x}_t, 0) + c_t \hat{\sigma}_{t-1}(\mathbf{x}_t, 0)|\hat{\pi}_t(\mathbf{x}_t) = 1\} \\ &= \Pr\{\hat{\mu}_{t-1}(\mathbf{x}_t, 1) - \hat{\mu}_{t-1}(\mathbf{x}_t, 0) < c_t \hat{\sigma}_{t-1}(\mathbf{x}_t, 0) - c_t \hat{\sigma}_{t-1}(\mathbf{x}_t, 1)|\hat{\mu}_{t-1}(\mathbf{x}_t, 1) - \hat{\mu}_{t-1}(\mathbf{x}_t, 0) > 0\} \\ &= \Pr[0 < \hat{\mu}_{t-1}(\mathbf{x}_t, 1) - \hat{\mu}_{t-1}(\mathbf{x}_t, 0) < c_t \{\hat{\sigma}_{t-1}(\mathbf{x}_t, 0) - \hat{\sigma}_{t-1}(\mathbf{x}_t, 1)\}] / \Pr\{\hat{\pi}_t(\mathbf{x}_t) = 1\}, \end{aligned}$$

where the second equality is to rearrange the estimated mean and variance components, and the last equality comes from the definition of the conditional probability. Combining this with (A.3), we have

$$\eta_0 = \Pr[0 < \hat{\mu}_{t-1}(\mathbf{x}_t, 1) - \hat{\mu}_{t-1}(\mathbf{x}_t, 0) < c_t \{\hat{\sigma}_{t-1}(\mathbf{x}_t, 0) - \hat{\sigma}_{t-1}(\mathbf{x}_t, 1)\}]. \quad (\text{A.4})$$

The above equation also implies $c_t \{\hat{\sigma}_{t-1}(\mathbf{x}_t, 0) - \hat{\sigma}_{t-1}(\mathbf{x}_t, 1)\} > 0$, otherwise, we have $\eta_0 = 0$.

Next, we seek bound for the variance part to explicitly characterize η_0 . To be specific, consider the event

$$E_{t0} := \left[\lambda_{\min} \left\{ \frac{1}{t-1} \sum_{i=1}^{t-1} (1-a_i) \mathbf{x}_i \mathbf{x}_i^\top \right\} > \frac{p_t \lambda}{2} \right].$$

Note that $\frac{1}{t} \sum_{i=1}^t \mathbb{E}(1-a_i) \geq p_t$ given by assumption A(3.1), based on Lemma A.1, we have

$$\Pr(E_{t0}) \geq 1 - d \exp \left\{ -\frac{(1-\ln 2)(t-1)p_t \lambda}{2L_x^2} \right\}.$$

Then, we consider the quantity $\hat{\sigma}_{t-1}(\mathbf{x}_t, 0) - \hat{\sigma}_{t-1}(\mathbf{x}_t, 1)$ on the event E_{t0} . Let \mathbf{v} be any $d \times 1$ vector, then the sample variance under action 0 is given by

$$\begin{aligned} \mathbf{x}_t^\top \{D_{t-1}(0)^\top D_{t-1}(0) + I_d\}^{-1} \mathbf{x}_t &= \|\mathbf{x}_t\|_2^2 \left(\frac{\mathbf{x}_t}{\|\mathbf{x}_t\|_2} \right)^\top \{D_{t-1}(0)^\top D_{t-1}(0) + I_d\}^{-1} \left(\frac{\mathbf{x}_t}{\|\mathbf{x}_t\|_2} \right) \\ &\leq \|\mathbf{x}_t\|_2^2 \max_{\|\mathbf{v}\|_2=1} \mathbf{v}^\top \{D_{t-1}(0)^\top D_{t-1}(0) + I_d\}^{-1} \mathbf{v} \\ &\leq \|\mathbf{x}_t\|_2^2 \lambda_{\max} \{ (D_{t-1}(0)^\top D_{t-1}(0) + I_d)^{-1} \}, \end{aligned} \quad (\text{A.5})$$

where the second inequality is to replace $(\mathbf{x}_t/\|\mathbf{x}_t\|_2)^\top$ with any normalized vector. According to (A.5), combined with assumption A(3.2), we can further bound $\hat{\sigma}_{t-1}(\mathbf{x}_t, 0)$ by

$$\|\mathbf{x}_t\|_2 \sqrt{\lambda_{\max} \{ (D_{t-1}(0)^\top D_{t-1}(0) + I_d)^{-1} \}} \leq \frac{L_x}{\sqrt{\lambda_{\min} \{ D_{t-1}(0)^\top D_{t-1}(0) + I_d \}}}. \quad (\text{A.6})$$

Given the event E_{t0} and the condition $\hat{\pi}_t(\mathbf{x}_t) = 1$ in η_0 , it is immediate from (A.4) and (A.6) that

$$0 < \hat{\sigma}_{t-1}(\mathbf{x}_t, 0) - \hat{\sigma}_{t-1}(\mathbf{x}_t, 1) \leq \frac{L_x}{\sqrt{\lambda_{\min} \{ D_{t-1}(0)^\top D_{t-1}(0) + I_d \}}}. \quad (\text{A.7})$$

Note that

$$\lambda_{\min} \{ D_{t-1}(0)^\top D_{t-1}(0) + I_d \} = \lambda_{\min} \{ D_{t-1}(0)^\top D_{t-1}(0) \} + 1,$$

combined with the fact that $D_{t-1}(0)^\top D_{t-1}(0) = \sum_{i=1}^{t-1} (1-a_i) \mathbf{x}_i \mathbf{x}_i^\top$, can be further express $\lambda_{\min} \{ D_{t-1}(0)^\top D_{t-1}(0) + I_d \}$ as

$$\lambda_{\min} \{ D_{t-1}(0)^\top D_{t-1}(0) + I_d \} = (t-1) \lambda_{\min} \left\{ \frac{1}{t-1} \sum_{i=1}^{t-1} (1-a_i) \mathbf{x}_i \mathbf{x}_i^\top \right\} + 1. \quad (\text{A.8})$$

By the definition of the event E_{t0} , we have

$$(t-1)\lambda_{\min} \left\{ \frac{1}{t-1} \sum_{i=1}^{t-1} (1-a_i) \mathbf{x}_i \mathbf{x}_i^\top \right\} \geq \frac{(t-1)p_t\lambda}{2}. \quad (\text{A.9})$$

It follows (A.8) and (A.9) immediately that

$$\lambda_{\min}\{D_{t-1}(0)^\top D_{t-1}(0) + I_d\} \geq \frac{(t-1)p_t\lambda}{2} + 1.$$

This together with (A.7) gives the lower and upper bound of the difference of the sample variances as

$$0 < \hat{\sigma}_{t-1}(\mathbf{x}_t, 0) - \hat{\sigma}_{t-1}(\mathbf{x}_t, 1) \leq \frac{L_{\mathbf{x}}}{\sqrt{\frac{(t-1)p_t\lambda}{2}} + 1} < \frac{\sqrt{2}L_{\mathbf{x}}}{\sqrt{(t-1)p_t\lambda}}. \quad (\text{A.10})$$

Therefore, by applying Hoeffding's Inequality on the conditional mean estimator $\hat{\mu}_{t-1}(\mathbf{x}_t, 1) - \hat{\mu}_{t-1}(\mathbf{x}_t, 0)$, we have

$$\begin{aligned} \eta_0 &= \Pr[-\Delta_{\mathbf{x}_t} < \hat{\mu}_{t-1}(\mathbf{x}_t, 1) - \hat{\mu}_{t-1}(\mathbf{x}_t, 0) - \Delta_{\mathbf{x}_t} < c_t \{\hat{\sigma}_{t-1}(\mathbf{x}_t, 0) - \hat{\sigma}_{t-1}(\mathbf{x}_t, 1)\} - \Delta_{\mathbf{x}_t}] \\ &\leq \exp\{-2(t-1)[c_t \{\hat{\sigma}_{t-1}(\mathbf{x}_t, 0) - \hat{\sigma}_{t-1}(\mathbf{x}_t, 1)\} - \Delta_{\mathbf{x}_t}]^2\} - \exp\{-2(t-1)\Delta_{\mathbf{x}_t}^2\}. \end{aligned}$$

Recall that $\{\hat{\sigma}_{t-1}(\mathbf{x}_t, 0) - \hat{\sigma}_{t-1}(\mathbf{x}_t, 1)\}$ satisfies (A.10). When $c_t\sqrt{2}L_{\mathbf{x}}/\sqrt{(t-1)p_t\lambda} < \Delta_{\mathbf{x}_t}$, i.e., $t \geq 2c_t^2L_{\mathbf{x}}^2/(p_t\lambda\Delta_{\mathbf{x}_t})$, we have

$$\eta_0 \leq \exp\left[-2(t-1)\left\{\frac{\sqrt{2}c_tL_{\mathbf{x}}}{\sqrt{(t-1)p_t\lambda}} - \Delta_{\mathbf{x}_t}\right\}^2\right] - \exp\{-2(t-1)\Delta_{\mathbf{x}_t}^2\}, \quad (\text{A.11})$$

with probability at least $1 - d \exp\{-(1 - \ln 2)(t-1)p_t\lambda/(2L_{\mathbf{x}}^2)\}$.

Step 3: Lastly, we bound η_1 . Using similar arguments in proving the bound of η_0 , we have

$$\begin{aligned} \eta_1 &= \Pr[0 > \hat{\mu}_{t-1}(\mathbf{x}_t, 1) - \hat{\mu}_{t-1}(\mathbf{x}_t, 0) > c_t \{\hat{\sigma}_{t-1}(\mathbf{x}_t, 0) - \hat{\sigma}_{t-1}(\mathbf{x}_t, 1)\}] \\ &\leq \Pr\{\hat{\mu}_{t-1}(\mathbf{x}_t, 1) - \hat{\mu}_{t-1}(\mathbf{x}_t, 0) < 0\} \leq \exp\{-2(t-1)\Delta_{\mathbf{x}_t}^2\}. \end{aligned} \quad (\text{A.12})$$

Combining the results for η_0 in (A.11) and η_1 in (A.12), we have the probability of exploration under Lin-UCB is bounded, i.e.,

$$\kappa_t(\mathbf{x}_t, a_t) = \Pr\{a_t \neq \hat{\pi}_t(\mathbf{x}_t)\} \leq \exp\left[-2(t-1)\left\{\frac{\sqrt{2}c_tL_{\mathbf{x}}}{\sqrt{(t-1)p_t\lambda}} - \Delta_{\mathbf{x}_t}\right\}^2\right],$$

with probability at least $1 - d \exp \{-(1 - \ln 2)(t - 1)p_t\lambda/(2L_{\mathbf{x}}^2)\}$ when $t \geq 2c_t^2 L_{\mathbf{x}}^2/(p_t\lambda\Delta_{\mathbf{x}_t})$. Since $(1 - \ln 2)p_t\lambda/(2L_{\mathbf{x}}^2)$ is a bounded positive constant given assumptions (A3.1) and (A3.2), the above bound holds with probability approaching 1. The proof is hence completed.

A.2.2 Proof for TS

We next show the probability of exploration under Lin-TS. This proof follows the same logic as proving the probability of exploration in UCB, consisting of three main steps. We first rewrite the target probability by its definition and decompose it into two parts. Then, we establish the bound for each part and derive the final upper bound.

Step 1: Recalling the bandit mechanism of Lin-TS, we have $a_t = \mathbb{I}\{\mathbf{x}_t^\top \theta_t(1) > \mathbf{x}_t^\top \theta_t(0)\}$, where $\theta_t(a)$ is drawn from the posterior distribution of $\theta(a)$ given by

$$\mathcal{N}[\widehat{\beta}_{t-1}(a), \rho^2\{D_{t-1}(a)^\top D_{t-1}(a) + I_d\}^{-1}].$$

From the posterior distributions and the definitions of $\widehat{\mu}_{t-1}(\mathbf{x}_t, a)$ and $\widehat{\sigma}_{t-1}(\mathbf{x}_t, a)$, we have

$$\mathbf{x}_t^\top \theta_t(a) \sim \mathcal{N}[\mathbf{x}_t^\top \widehat{\beta}_{t-1}(a), \rho^2 \mathbf{x}_t^\top \{D_{t-1}(a)^\top D_{t-1}(a) + I_d\}^{-1} \mathbf{x}_t],$$

that is,

$$\mathbf{x}_t^\top \theta_t(a) \sim \mathcal{N}[\widehat{\mu}_{t-1}(\mathbf{x}_t, a), \rho^2 \widehat{\sigma}_{t-1}(\mathbf{x}_t, a)^2].$$

Notice that $\mathbf{x}_t^\top \theta_t(1)$ and $\mathbf{x}_t^\top \theta_t(0)$ are drawn independently, thus,

$$\mathbf{x}_t^\top \theta_t(1) - \mathbf{x}_t^\top \theta_t(0) \sim \mathcal{N}[\widehat{\mu}_{t-1}(\mathbf{x}_t, 1) - \widehat{\mu}_{t-1}(\mathbf{x}_t, 0), \rho^2\{\widehat{\sigma}_{t-1}(\mathbf{x}_t, 1)^2 + \widehat{\sigma}_{t-1}(\mathbf{x}_t, 0)^2\}]. \quad (\text{A.13})$$

Using the law of iterated expectations, based on the definition of the probability of exploration and the form of the estimated optimal policy $\widehat{\pi}_t(\mathbf{x}_t)$, we have

$$\begin{aligned} \Pr\{a_t \neq \widehat{\pi}_t(\mathbf{x}_t)\} &= \mathbb{E}[\mathbb{I}\{a_t \neq \widehat{\pi}_t(\mathbf{x}_t)\}] = \mathbb{E}(\mathbb{E}[\mathbb{I}\{a_t \neq \widehat{\pi}_t(\mathbf{x}_t)\} | \widehat{\mu}_{t-1}(\mathbf{x}_t, 1), \widehat{\mu}_{t-1}(\mathbf{x}_t, 0)]) \\ &= \mathbb{E}[\mathbb{E}\{\mathbb{I}(a_t = 0) | \widehat{\mu}_{t-1}(\mathbf{x}_t, 1), \widehat{\mu}_{t-1}(\mathbf{x}_t, 0)\} \Pr\{\widehat{\pi}_t(\mathbf{x}_t) = 1\}] \\ &\quad + \mathbb{E}[\mathbb{E}\{\mathbb{I}(a_t = 1) | \widehat{\mu}_{t-1}(\mathbf{x}_t, 1), \widehat{\mu}_{t-1}(\mathbf{x}_t, 0)\} \Pr\{\widehat{\pi}_t(\mathbf{x}_t) = 0\}] \\ &\leq \underbrace{\mathbb{E}[\mathbb{E}\{\mathbb{I}(a_t = 0) | \widehat{\mu}_{t-1}(\mathbf{x}_t, 1), \widehat{\mu}_{t-1}(\mathbf{x}_t, 0)\}]}_{\eta_2} + \Pr\{\widehat{\pi}_t(\mathbf{x}_t) = 0\}, \end{aligned} \quad (\text{A.14})$$

Here, the last inequality comes from the fact that the probabilities $\Pr\{\hat{\pi}_t(\mathbf{x}_t) = 1\}$ and $\mathbb{E}\{\mathbb{I}(a_t = 1)|\hat{\mu}_{t-1}(\mathbf{x}_t, 1), \hat{\mu}_{t-1}(\mathbf{x}_t, 0)\}$ are close and smaller than 1. The rest proof can be completed by bounding η_2 and $\Pr\{\hat{\pi}_t(\mathbf{x}_t) = 0\}$.

Step 2: We focus on bounding η_2 next. Recall $a_t = \mathbb{I}\{\mathbf{x}_t^\top \theta_t(1) > \mathbf{x}_t^\top \theta_t(0)\}$ in Lin-TS, based on the posterior distribution in (A.13), we have

$$\begin{aligned} & \mathbb{E}\{\mathbb{I}(a_t = 0)|\hat{\mu}_{t-1}(\mathbf{x}_t, 1), \hat{\mu}_{t-1}(\mathbf{x}_t, 0)\} \\ &= \Pr\{\mathbf{x}_t^\top \theta_t(1) - \mathbf{x}_t^\top \theta_t(0) < 0 | \hat{\mu}_{t-1}(\mathbf{x}_t, 1), \hat{\mu}_{t-1}(\mathbf{x}_t, 0)\} \\ &= \Phi[-\{\hat{\mu}_{t-1}(\mathbf{x}_t, 1) - \hat{\mu}_{t-1}(\mathbf{x}_t, 0)\} / \sqrt{\rho^2\{\hat{\sigma}_{t-1}(\mathbf{x}_t, 1)^2 + \hat{\sigma}_{t-1}(\mathbf{x}_t, 0)^2\}}] \\ &= 1 - \Phi[\{\hat{\mu}_{t-1}(\mathbf{x}_t, 1) - \hat{\mu}_{t-1}(\mathbf{x}_t, 0)\} / \sqrt{\rho^2\{\hat{\sigma}_{t-1}(\mathbf{x}_t, 1)^2 + \hat{\sigma}_{t-1}(\mathbf{x}_t, 0)^2\}}], \end{aligned} \tag{A.15}$$

where $\Phi(\cdot)$ is the cumulative distribution function of the standard normal distribution. Denote $\hat{z}_t \equiv \{\hat{\mu}_{t-1}(\mathbf{x}_t, 1) - \hat{\mu}_{t-1}(\mathbf{x}_t, 0)\} / \sqrt{\rho^2\{\hat{\sigma}_{t-1}(\mathbf{x}_t, 1)^2 + \hat{\sigma}_{t-1}(\mathbf{x}_t, 0)^2\}} > 0$, since $\hat{\pi}_t(\mathbf{x}_t) = 1$, i.e., $\hat{\mu}_{t-1}(\mathbf{x}_t, 1) - \hat{\mu}_{t-1}(\mathbf{x}_t, 0) > 0$. By applying the tail bound established for the normal distribution in Section 7.1 of Feller (2008), we have (A.15) can be bounded as

$$\mathbb{E}\{\mathbb{I}(a_t = 0)|\hat{\mu}_{t-1}(\mathbf{x}_t, 1), \hat{\mu}_{t-1}(\mathbf{x}_t, 0)\} \leq \exp(-\hat{z}_t^2/2).$$

This yields

$$\begin{aligned} \eta_2 &= \mathbb{E}[\mathbb{E}\{\mathbb{I}(a_t = 0)|\hat{\mu}_{t-1}(\mathbf{x}_t, 1), \hat{\mu}_{t-1}(\mathbf{x}_t, 0)\}] \\ &\leq \mathbb{E}\{\exp(-\hat{z}_t^2/2)\} = \mathbb{E}\left\{\exp\left(-\frac{\{\hat{\mu}_{t-1}(\mathbf{x}_t, 1) - \hat{\mu}_{t-1}(\mathbf{x}_t, 0)\}^2}{2\rho^2\{\hat{\sigma}_{t-1}(\mathbf{x}_t, 1)^2 + \hat{\sigma}_{t-1}(\mathbf{x}_t, 0)^2\}}\right)\right\}. \end{aligned} \tag{A.16}$$

Using similar arguments in proving (A.8) that $\hat{\sigma}_{t-1}(\mathbf{x}_t, 0) \leq \sqrt{2}L_{\mathbf{x}}/\sqrt{(t-1)p_t\lambda}$, we have

$$\hat{\sigma}_{t-1}(\mathbf{x}_t, 1)^2 + \hat{\sigma}_{t-1}(\mathbf{x}_t, 0)^2 \leq \frac{4L_{\mathbf{x}}^2}{(t-1)p_t\lambda}. \tag{A.17}$$

Therefore, combining (A.16) and (A.17) leads to

$$\eta_2 \leq \mathbb{E}\left\{\exp\left(-\frac{\{\hat{\mu}_{t-1}(\mathbf{x}_t, 1) - \hat{\mu}_{t-1}(\mathbf{x}_t, 0)\}^2(t-1)p_t\lambda}{8\rho^2L_{\mathbf{x}}^2}\right)\right\} = \exp\left(-\frac{\Delta_{\mathbf{x}_t}^2(t-1)p_t\lambda}{8\rho^2L_{\mathbf{x}}^2}\right), \tag{A.18}$$

with probability at least $1 - d \exp\{-(1 - \ln 2)(t-1)p_t\lambda/(2L_{\mathbf{x}}^2)\}$.

Step 3: Finally, using similar arguments in proving η_1 in (A.12) for the part of UCB, we can show

$$\Pr\{\hat{\pi}_t(\mathbf{x}_t) = 0\} = \Pr\{\hat{\mu}_{t-1}(\mathbf{x}_t, 1) - \hat{\mu}_{t-1}(\mathbf{x}_t, 0) < 0\} \leq \exp\{-2(t-1)\Delta_{\mathbf{x}_t}^2\}. \tag{A.19}$$

Combining the results for η_2 in (A.18) and $\Pr\{\widehat{\pi}_t(\mathbf{x}_t) = 0\}$ in (A.19), with (A.14), we have the probability of exploration under Lin-TS is bounded, i.e.,

$$\kappa_t(\mathbf{x}_t, a_t) = \Pr\{a_t \neq \widehat{\pi}_t(\mathbf{x}_t)\} \leq \exp\left(-\frac{\Delta_{\mathbf{x}_t}^2(t-1)p_t\lambda}{8\rho^2L_{\mathbf{x}}^2}\right) + \exp\{-2(t-1)\Delta_{\mathbf{x}_t}^2\},$$

with probability at least $1 - d \exp\{-(1 - \ln 2)(t-1)p_t\lambda/(2L_{\mathbf{x}}^2)\}$. Since $(1 - \ln 2)p_t\lambda/(2L_{\mathbf{x}}^2)$ is a bounded positive constant given assumptions (A3.1) and (A3.2), the above bound holds with probability approaching 1. The proof is hence completed.

A.3 Proof of Theorem 2

The proof of Theorem 2 consists of three main steps. To be specific, we first reconstruct the target difference $\widehat{\beta}_t(a) - \beta(a)$ and decompose it into two parts. Then, we establish the bound for each part and derive its lower bound $\Pr(\|\widehat{\beta}_t(a) - \beta(a)\|_1 \leq h)$.

Step 1: Recall equation (1) with $D_{t-1}(a)$ being a $N_{t-1}(a) \times d$ design matrix at time $t-1$ with $N_{t-1}(a)$ as the number of pulls for action a , we have

$$\widehat{\beta}_t(a) = \left\{ \frac{1}{t} \sum_{i=1}^t \mathbb{I}(a_i = a) \mathbf{x}_i \mathbf{x}_i^\top + \frac{1}{t} I_d \right\}^{-1} \left\{ \frac{1}{t} \sum_{i=1}^t \mathbb{I}(a_i = a) \mathbf{x}_i r_i \right\}.$$

We are interested in the quantity

$$\widehat{\beta}_t(a) - \beta(a) = \left\{ \frac{1}{t} \sum_{i=1}^t \mathbb{I}(a_i = a) \mathbf{x}_i \mathbf{x}_i^\top + \frac{1}{t} I_d \right\}^{-1} \left\{ \frac{1}{t} \sum_{i=1}^t \mathbb{I}(a_i = a) \mathbf{x}_i r_i \right\} - \beta(a). \quad (\text{A.20})$$

Note that $\beta(a)$ can be written as

$$\left\{ \frac{1}{t} \sum_{i=1}^t \mathbb{I}(a_i = a) \mathbf{x}_i \mathbf{x}_i^\top + \frac{1}{t} I_d \right\}^{-1} \left\{ \frac{1}{t} \sum_{i=1}^t \mathbb{I}(a_i = a) \mathbf{x}_i \mathbf{x}_i^\top + \frac{1}{t} I_d \right\} \beta(a),$$

and since $r_i = \mathbf{x}_i^\top \beta(a) + e_i$, we can write (A.20) as

$$\begin{aligned} \widehat{\beta}_t(a) - \beta(a) = & \underbrace{\left\{ \frac{1}{t} \sum_{i=1}^t \mathbb{I}(a_i = a) \mathbf{x}_i \mathbf{x}_i^\top + \frac{1}{t} I_d \right\}^{-1} \left\{ \frac{1}{t} \sum_{i=1}^t \mathbb{I}(a_i = a) \mathbf{x}_i e_i \right\}}_{\eta_3} \quad (\text{A.21}) \\ & - \underbrace{\left\{ \frac{1}{t} \sum_{i=1}^t \mathbb{I}(a_i = a) \mathbf{x}_i \mathbf{x}_i^\top + \frac{1}{t} I_d \right\}^{-1} \frac{1}{t} \beta(a)}_{\eta_4}. \end{aligned}$$

Our goal is to find a lower bound of $\Pr(\|\widehat{\beta}_t(a) - \beta(a)\|_1 \leq h)$ for any $h > 0$. Notice that by the triangle inequality we have $\|\widehat{\beta}_t(a) - \beta(a)\|_1 \leq \|\eta_3\|_1 + \|\eta_4\|_1$, thus we can find the lower bound using the inequality as

$$\Pr\left(\left\|\widehat{\beta}_t(a) - \beta(a)\right\|_1 \leq h\right) \geq \Pr(\|\eta_3\|_1 + \|\eta_4\|_1 \leq h). \quad (\text{A.22})$$

Step 2: We focus on bounding η_4 first. Consider the event $E_t := E_{t0} \cap E_{t1}$, where

$$E_{t0} := \left\{ \lambda_{\min} \left(\frac{1}{t} \sum_{i=1}^t (1 - a_i) \mathbf{x}_i \mathbf{x}_i^\top \right) > \frac{p_t \lambda}{2} \right\} \text{ and } E_{t1} := \left\{ \lambda_{\min} \left(\frac{1}{t} \sum_{i=1}^t a_i \mathbf{x}_i \mathbf{x}_i^\top \right) > \frac{p_t \lambda}{2} \right\}.$$

Firstly, we need to calculate the probability of event E_t . By Lemma A.1, we have

$$\Pr(E_{tj}) \geq 1 - d \exp \left\{ -\frac{(1 - \ln 2) t p_t \lambda}{2L_x^2} \right\}, \quad j = 0, 1.$$

Thus, by De Morgan's laws, we can obtain that

$$\Pr(E_t) = \Pr(E_{t1} \cap E_{t0}) = \Pr(E_{t1}) + \Pr(E_{t0}) - \Pr(E_{t1} \cup E_{t0}).$$

Note that $\Pr(E_{t1} \cup E_{t0}) \leq 1$, we further have

$$\Pr(E_t) \geq \Pr(E_{t1}) + \Pr(E_{t0}) - 1 = 1 - 2d \exp \left\{ -\frac{(1 - \ln 2) t p_t \lambda}{2L_x^2} \right\}. \quad (\text{A.23})$$

Under the event E_t , i.e., both events E_{t0} and E_{t1} hold, we have

$$\lambda_{\min} \left(\frac{1}{t} \sum_{i=1}^t (1 - a_i) \mathbf{x}_i \mathbf{x}_i^\top + \frac{1}{t} I_d \right) = \lambda_{\min} \left(\frac{1}{t} \sum_{i=1}^t (1 - a_i) \mathbf{x}_i \mathbf{x}_i^\top \right) + \frac{1}{t} > \frac{p_t \lambda}{2} + \frac{1}{t} > \frac{p_t \lambda}{2}. \quad (\text{A.24})$$

Using similar arguments in proving (A.24), we have

$$\lambda_{\min} \left(\frac{1}{t} \sum_{i=1}^t a_i \mathbf{x}_i \mathbf{x}_i^\top + \frac{1}{t} I_d \right) > \frac{p_t \lambda}{2}.$$

This implies

$$\lambda_{\min} \left(\frac{1}{t} \sum_{i=1}^t \mathbb{I}\{a_i = a\} \mathbf{x}_i \mathbf{x}_i^\top + \frac{1}{t} I_d \right) > \frac{p_t \lambda}{2} > 0, \quad a = 0, 1. \quad (\text{A.25})$$

Next, by the relationship between eigenvalues and the L2 norm of symmetric matrix, we have $\|\mathbf{M}^{-1}\|_2 = \lambda_{\max}(\mathbf{M}^{-1}) = \{\lambda_{\min}(\mathbf{M})\}^{-1}$ for any invertible matrix \mathbf{M} . Thus, according to (A.25), we can obtain that

$$\left\| \left\{ \frac{1}{t} \sum_{i=1}^t \mathbb{I}(a_i = a) \mathbf{x}_i \mathbf{x}_i^\top + \frac{1}{t} I_d \right\}^{-1} \right\|_2 = \left\{ \lambda_{\min} \left(\frac{1}{t} \sum_{i=1}^t \mathbb{I}(a_i = a) \mathbf{x}_i \mathbf{x}_i^\top + \frac{1}{t} I_d \right) \right\}^{-1} \leq \frac{2}{p_t \lambda}, \quad (\text{A.26})$$

which leads to

$$\|\eta_4\|_2 \leq \left\| \left\{ \frac{1}{t} \sum_{i=1}^t \mathbb{I}(a_i = a) \mathbf{x}_i \mathbf{x}_i^\top + \frac{1}{t} I_d \right\}^{-1} \right\|_2 \left\| \frac{1}{t} \beta(a) \right\|_2 \leq \frac{2}{tp_t \lambda} \|\beta(a)\|_2.$$

By Cauchy-Schwartz inequality, we further have bound of the L1 norm of η_4 as

$$\|\eta_4\|_1 \leq \sqrt{d} \|\eta_4\|_2 \leq \frac{2\sqrt{d}}{tp_t \lambda} \|\beta(a)\|_2, \quad (\text{A.27})$$

This completes the second part of the proof.

Step 3: Lastly, using the results in (A.27), we have

$$\Pr(\|\eta_3\|_1 + \|\eta_4\|_1 \leq h) \geq \Pr\left(\|\eta_3\|_1 \leq h - \frac{2\sqrt{d}}{tp_t \lambda} \|\beta(a)\|_2\right). \quad (\text{A.28})$$

By the definition of η_3 and Lemma 2 in Chen et al. (2020), for any constant $c > 0$, we have

$$P(\|\eta_3\|_1 \leq c | E_t) \geq 1 - 2d \exp\left\{-\frac{t \left(\frac{p_t \lambda}{2}\right)^2 c^2}{2d^2 \sigma^2 L_x^2}\right\} = 1 - 2d \exp\left\{-\frac{tp_t^2 \lambda^2 c^2}{8d^2 \sigma^2 L_x^2}\right\}, \quad a = 0, 1,$$

Therefore, from (A.22) and (A.28), taking $c = h - 2\sqrt{d} \|\beta(a)\|_2 / (tp_t \lambda)$, we have that under event E_t ,

$$\begin{aligned} \Pr\left(\left\|\widehat{\beta}_t(a) - \beta(a)\right\|_1 \leq h | E_t\right) &\geq 1 - 2d \exp\left\{-\frac{tp_t^2 \lambda^2 \left(h - \frac{2\sqrt{d}}{tp_t \lambda} \|\beta(a)\|_2\right)^2}{8d^2 \sigma^2 L_x^2}\right\} \\ &= 1 - 2d \exp\left\{-\frac{tp_t^2 \lambda^2 h^2 - 4p_t \lambda h \sqrt{d} \|\beta(a)\|_2 + \frac{4d}{t} \|\beta(a)\|_2^2}{8d^2 \sigma^2 L_x^2}\right\}. \end{aligned} \quad (\text{A.29})$$

Combining (A.23) and (A.29) together we obtain that

$$\begin{aligned}
\Pr\left(\left\|\widehat{\beta}_t(a) - \beta(a)\right\|_1 \leq h\right) &\geq \Pr\left(\left\|\widehat{\beta}_t(a) - \beta(a)\right\|_1 \leq h | E_t\right) \Pr(E_t) \\
&\geq \left[1 - 2d \exp\left\{-\frac{tp_t^2\lambda^2h^2 - 4p_t\lambda h\sqrt{d}\|\beta(a)\|_2 + \frac{4d}{t}\|\beta(a)\|_2^2}{8d^2\sigma^2L_x^2}\right\}\right] \left[1 - 2d \exp\left\{-\frac{(1-\ln 2)tp_t\lambda}{2L_x^2}\right\}\right] \\
&= 1 - 2d \exp\left\{-\frac{tp_t^2\lambda^2h^2 - 4p_t\lambda h\sqrt{d}\|\beta(a)\|_2 + \frac{4d}{t}\|\beta(a)\|_2^2}{8d^2\sigma^2L_x^2}\right\} - 2d \exp\left\{-\frac{(1-\ln 2)tp_t\lambda}{2L_x^2}\right\} \\
&\quad + 4d^2 \exp\left\{-\frac{tp_t^2\lambda^2h^2 - 4p_t\lambda h\sqrt{d}\|\beta(a)\|_2 + \frac{4d}{t}\|\beta(a)\|_2^2}{8d^2\sigma^2L_x^2} - \frac{(1-\ln 2)tp_t\lambda}{2L_x^2}\right\}.
\end{aligned}$$

Based on the the above results, it is immediate that the online ridge estimator $\widehat{\beta}_t(a)$ is consistent to $\beta(a)$ if $tp_t^2 \rightarrow \infty$ as $t \rightarrow \infty$. The proof is hence completed.

A.4 Proof of Theorem 3

We detail the proof of Theorem 3 in this section. Using the similar arguments in (A.21) in the proof of Theorem 2, we can rewrite $\sqrt{t}\{\widehat{\beta}_t(a) - \beta(a)\}$ as

$$\begin{aligned}
\sqrt{t}\{\widehat{\beta}_t(a) - \beta(a)\} &= \underbrace{\left\{\frac{1}{t} \sum_{i=1}^t \mathbb{I}(a_i = a) \mathbf{x}_i \mathbf{x}_i^\top + \frac{1}{t} I_d\right\}^{-1}}_{\boldsymbol{\xi}} \underbrace{\left\{\frac{1}{\sqrt{t}} \sum_{i=1}^t \mathbb{I}(a_i = a) \mathbf{x}_i e_i\right\}}_{\boldsymbol{\eta}_1} \\
&\quad - \underbrace{\left\{\frac{1}{t} \sum_{i=1}^t \mathbb{I}(a_i = a) \mathbf{x}_i \mathbf{x}_i^\top + \frac{1}{t} I_d\right\}^{-1}}_{\boldsymbol{\eta}_2} \frac{1}{\sqrt{t}} \beta(a).
\end{aligned}$$

Our goal is to prove that $\sqrt{t}\{\widehat{\beta}_t(a) - \beta(a)\}$ is asymptotically normal. The proof is to generalize Theorem 3.1 in Chen et al. (2020) by considering commonly used bandit algorithms, including UCB, TS, and EG here. We complete the proof in the following four steps:

- Step 1: Prove that $\boldsymbol{\eta}_1 = (1/\sqrt{t}) \sum_{i=1}^t \mathbb{I}(a_i = a) \mathbf{x}_i e_i \xrightarrow{D} \mathcal{N}_d(\mathbf{0}_d, G_a)$, where G_a is the variance matrix to be spesified shortly.
- Step 2: Prove that $\boldsymbol{\xi} = \{(1/t) \sum_{i=1}^t \mathbb{I}(a_i = a) \mathbf{x}_i \mathbf{x}_i^\top + (1/t) I_d\}^{-1} \xrightarrow{p} \sigma_a^2 G_a^{-1}$, where $\sigma_a^2 = \mathbb{E}(e_t^2 | a_t = a)$ for $a = 0, 1$.
- Step 3: Prove that $\boldsymbol{\eta}_2 = \{(1/t) \sum_{i=1}^t \mathbb{I}(a_i = a) \mathbf{x}_i \mathbf{x}_i^\top + (1/t) I_d\}^{-1} (1/\sqrt{t}) \beta(a) \xrightarrow{p} \mathbf{0}_d$.

- Step 4: Combine above results in steps 1-3 using Slutsky's theorem.

Step 1: We first focus on proving that $\boldsymbol{\eta}_1 = (1/\sqrt{t}) \sum_{i=1}^t \mathbb{I}(a_i = a) \mathbf{x}_i e_i \xrightarrow{D} \mathcal{N}_d(\mathbf{0}_d, G_a)$. Using Cramer-Wold device, it suffices to show that for any $\mathbf{v} \in \mathbb{R}^d$,

$$\boldsymbol{\eta}_1(\mathbf{v}) \equiv \frac{1}{\sqrt{t}} \sum_{i=1}^t \mathbb{I}(a_i = a) \mathbf{v}^\top \mathbf{x}_i e_i \xrightarrow{D} \mathcal{N}_d(0, \mathbf{v}^\top G_a \mathbf{v}).$$

Note that $\mathbb{E}(\mathbb{I}(a_i = a) \mathbf{v}^\top \mathbf{x}_i e_i \mid \mathcal{H}_{i-1}) = \mathbb{E}(\mathbb{I}(a_i = a) \mathbf{v}^\top \mathbf{x}_i \mid \mathcal{H}_{i-1}) \mathbb{E}(e_i \mid \mathcal{H}_{i-1}, a_i = a) = 0$, we have that $\mathbb{I}(a_i = a) \mathbf{v}^\top \mathbf{x}_i e_i$ is a Martingale difference sequence. We next show the asymptotic normality of $\boldsymbol{\eta}_1(\mathbf{v})$ using Martingale central limit theorem, by the following two parts: i) check the conditional Lindeberg condition; ii) derivative the limit of the conditional variance.

Firstly, we check the conditional Lindeberg condition. For any $\delta > 0$, denote

$$\psi = \sum_{i=1}^t \mathbb{E} \left[\frac{1}{t} \mathbb{I}(a_i = a) (\mathbf{v}^\top \mathbf{x}_i)^2 e_i^2 \mathbb{I} \left\{ \left| \frac{1}{\sqrt{t}} \mathbb{I}(a_i = a) \mathbf{v}^\top \mathbf{x}_i e_i \right| > \delta \right\} \mid \mathcal{H}_{i-1} \right]. \quad (\text{A.30})$$

Notice that $(\mathbf{v}^\top \mathbf{x}_i)^2 \leq \|\mathbf{v}\|_2^2 L_x^2 d$, we have

$$\mathbb{I} \left\{ \left| \frac{1}{\sqrt{t}} \mathbb{I}(a_i = a) \mathbf{v}^\top \mathbf{x}_i e_i \right| > \delta \right\} \leq \mathbb{I} \{ \mathbb{I}(a_i = a) e_i^2 \|\mathbf{v}\|_2^2 L_x^2 d > t \delta^2 \} = \mathbb{I} \left\{ \mathbb{I}(a_i = a) e_i^2 > \frac{t \delta^2}{\|\mathbf{v}\|_2^2 L_x^2 d} \right\}.$$

Combining this with (A.30), we obtain that

$$\psi \leq \frac{\|\mathbf{v}\|_2^2 L_x^2 d}{t} \sum_{i=1}^t \mathbb{E} \left(\mathbb{I}(a_i = a) e_i^2 \mathbb{I} \left\{ \mathbb{I}(a_i = a) e_i^2 > \frac{t \delta^2}{\|\mathbf{v}\|_2^2 L_x^2 d} \right\} \mid \mathcal{H}_{i-1} \right), \quad (\text{A.31})$$

where the right hand side equals

$$\frac{\|\mathbf{v}\|_2^2 L_x^2 d}{t} \sum_{i=1}^t \mathbb{E}(\mathbb{I}(a_i = a) \mid \mathcal{H}_{i-1}) \mathbb{E} \left(e_i^2 \mathbb{I} \left\{ \mathbb{I}(a_i = a) e_i^2 > \frac{\delta^2 t}{\|\mathbf{v}\|_2^2 L_x^2 d} \right\} \mid \mathcal{H}_{i-1} \right).$$

Then, we can further write (A.31) as

$$\psi \leq \frac{\|\mathbf{v}\|_2^2 L_x^2 d}{t} \sum_{i=1}^t \mathbb{E} \left(e_{i(a)}^2 \mathbb{I} \left\{ e_{i(a)}^2 > \frac{\delta^2 t}{\|\mathbf{v}\|_2^2 L_x^2 d} \right\} \mid \mathcal{H}_{i-1} \right). \quad (\text{A.32})$$

where $e_{i(a)} = e_i$ when $a_i = a$ and 0 otherwise. Since e_i conditioned on a_i are *i.i.d.*, $\forall i$, we have the right hand side of the above inequality equals

$$\|\mathbf{v}\|_2^2 L_x^2 d \mathbb{E} \left(e^2 \mathbb{I} \left\{ e^2 > \frac{t \delta^2}{\|\mathbf{v}\|_2^2 L_x^2 d} \right\} \right),$$

where e is the random variable given by $e_i | \mathcal{H}_{i-1}$. Note that $e^2 \mathbb{I}\{e^2 > t\delta^2 / (\|\mathbf{v}\|_2^2 L_{\mathbf{x}}^2 p)\}$ is dominated by e^2 with $\mathbb{E}e^2 < \infty$ and converges to 0, as $t \rightarrow \infty$. Then, by Dominated Convergence Theorem, the results in (A.32) can be further bounded by

$$\psi \leq \frac{\|\mathbf{v}\|_2^2 L_{\mathbf{x}}^2 d}{t} \sum_{i=1}^t \mathbb{E} \left(e^2 \mathbb{I} \left\{ e^2 > \frac{t\delta^2}{\|\mathbf{v}\|_2^2 L_{\mathbf{x}}^2 p} \right\} \right) \rightarrow 0, \text{ as } t \rightarrow \infty.$$

Therefore, conditional Lindeberg condition holds.

Secondly, we derivative the limit of the conditional variance. Notice that

$$\begin{aligned} \mathbb{E} \left[\mathbb{I}(a_i = a) (\mathbf{v}^\top \mathbf{x}_i)^2 e_i^2 \mid \mathcal{H}_{i-1} \right] &= \mathbb{E} \left[\mathbb{I}(a_i = a) (\mathbf{v}^\top \mathbf{x}_i)^2 \mid \mathcal{H}_{i-1} \right] \mathbb{E} [e_i^2 \mid \mathcal{H}_{i-1}, a_i = a] \\ &= \sigma_a^2 \mathbb{E} [\mathbb{I}(a_i = a) \mathbf{v}^\top \mathbf{x}_i \mathbf{x}_i^\top \mathbf{v} \mid \mathcal{H}_{i-1}], \end{aligned}$$

where

$$\begin{aligned} \mathbb{E} [\mathbb{I}(a_i = a) \mathbf{v}^\top \mathbf{x}_i \mathbf{x}_i^\top \mathbf{v} \mid \mathcal{H}_{i-1}] &= \int \kappa_t(\mathbf{x}_t, a) \mathbb{I}\{\mathbf{x}_t^\top \hat{\beta}_t(a) < \mathbf{x}_t^\top \hat{\beta}_t(1-a)\} \mathbf{v}^\top \mathbf{x} \mathbf{x}^\top \mathbf{v} dP_{\mathbf{x}} \quad (\text{A.33}) \\ &+ \int \{1 - \kappa_t(\mathbf{x}_t, a)\} \mathbb{I}\{\mathbf{x}_t^\top \hat{\beta}_t(a) \geq \mathbf{x}_t^\top \hat{\beta}_t(1-a)\} \mathbf{v}^\top \mathbf{x} \mathbf{x}^\top \mathbf{v} dP_{\mathbf{x}}. \end{aligned}$$

Note that $\mathbb{E} \mathbf{v}^\top \mathbf{x}_i \mathbf{x}_i^\top \mathbf{v} \leq d \|\mathbf{v}\|_2^2 L_{\mathbf{x}}^2$, then by the consistency of the online OLS estimator, Continuous Mapping Theorem and Lemma 4 in Chen et al. (2020), we have that the above quantity converges in probability to

$$\begin{aligned} &\int \kappa_\infty(\mathbf{x}, a) \mathbb{I}\{\mathbf{x}^\top \beta(a) < \mathbf{x}^\top \beta_t(1-a)\} \mathbf{v}^\top \mathbf{x} \mathbf{x}^\top \mathbf{v} dP_{\mathbf{x}} \\ &+ \int \{1 - \kappa_\infty(\mathbf{x}, a)\} \mathbb{I}\{\mathbf{x}^\top \beta(a) \geq \mathbf{x}^\top \beta_t(1-a)\} \mathbf{v}^\top \mathbf{x} \mathbf{x}^\top \mathbf{v} dP_{\mathbf{x}}. \end{aligned}$$

Thus, following the similar arguments in S1.2 in Chen et al. (2020), we have

$$\boldsymbol{\eta}_1(\mathbf{v}) = \frac{1}{\sqrt{t}} \sum_{i=1}^t \mathbb{I}(a_i = a) \mathbf{v}^\top \mathbf{x}_i e_i \xrightarrow{D} \mathcal{N}_d(0, \mathbf{v}^\top G_a \mathbf{v}),$$

where

$$\begin{aligned} \mathbf{v}^\top G_a \mathbf{v} &= \sigma_a^2 \left\{ \int \kappa_\infty(\mathbf{x}, a) \mathbb{I}\{\mathbf{x}^\top \beta(a) < \mathbf{x}^\top \beta_t(1-a)\} \mathbf{v}^\top \mathbf{x} \mathbf{x}^\top \mathbf{v} dP_{\mathbf{x}} \right. \\ &\quad \left. + \int \{1 - \kappa_\infty(\mathbf{x}, a)\} \mathbb{I}\{\mathbf{x}^\top \beta(a) \geq \mathbf{x}^\top \beta_t(1-a)\} \mathbf{v}^\top \mathbf{x} \mathbf{x}^\top \mathbf{v} dP_{\mathbf{x}} \right\}. \end{aligned}$$

Finally, by Martingale Central Limit Theorem, we have

$$\boldsymbol{\eta}_1 = \frac{1}{\sqrt{t}} \sum_{i=1}^t \mathbb{I}(a_i = a) \mathbf{x}_i e_i \xrightarrow{D} \mathcal{N}_d(0, G_a),$$

where

$$\begin{aligned} G_a = \sigma_a^2 & \left\{ \int \kappa_\infty(\mathbf{x}, a) \mathbb{I}\{\mathbf{x}^\top \beta(a) < \mathbf{x}^\top \beta_t(1-a)\} \mathbf{x} \mathbf{x}^\top dP_{\mathbf{x}} \right. \\ & \left. + \int \{1 - \kappa_\infty(\mathbf{x}, a)\} \mathbb{I}\{\mathbf{x}^\top \beta(a) \geq \mathbf{x}^\top \beta_t(1-a)\} \mathbf{x} \mathbf{x}^\top dP_{\mathbf{x}} \right\}. \end{aligned} \quad (\text{A.34})$$

The first part is thus completed.

Step 2: We next show that $\boldsymbol{\xi} = \left\{ (1/t) \sum_{i=1}^t \mathbb{I}(a_i = a) \mathbf{x}_i \mathbf{x}_i^\top + \frac{1}{t} I_d \right\}^{-1} \xrightarrow{p} \sigma_a^2 G_a^{-1}$, which is sufficient to find the limit of $\left\{ (1/t) \sum_{i=1}^t \mathbb{I}(a_i = a) \mathbf{x}_i \mathbf{x}_i^\top + \frac{1}{t} I_d \right\}$. By Lemma 6 in Chen et al. (2020), it suffices to show the limit of $\frac{1}{t} \sum_{i=1}^t \mathbb{I}(a_i = a) \mathbf{v}^\top \mathbf{x}_i \mathbf{x}_i^\top \mathbf{v}$ for any $\mathbf{v} \in \mathbb{R}^d$.

Since $\Pr(|\mathbb{I}(a_i = a) \mathbf{v}^\top \mathbf{x}_i \mathbf{x}_i^\top \mathbf{v}| > h) \leq \Pr(|\mathbf{v}^\top \mathbf{x} \mathbf{x}^\top \mathbf{v}| > h)$ for each $h > 0$ and $i \leq 1$, by Theorem 2.19 in Heyde et al. (1980), we have

$$\frac{1}{t} \sum_{i=1}^t [\mathbb{I}(a_i = a) \mathbf{v}^\top \mathbf{x}_i \mathbf{x}_i^\top \mathbf{v} - \mathbb{E}\{\mathbb{I}(a_i = a) \mathbf{v}^\top \mathbf{x}_i \mathbf{x}_i^\top \mathbf{v} \mid \mathcal{H}_{i-1}\}] \xrightarrow{p} 0, \text{ as } t \rightarrow \infty. \quad (\text{A.35})$$

Recall the results in (A.33) and (A.34), we have $\mathbb{E}\{\mathbb{I}(a_i = a) \mathbf{v}^\top \mathbf{x}_i \mathbf{x}_i^\top \mathbf{v} \mid \mathcal{H}_{i-1}\} = G_a / \sigma_a^2$. Combining this with (A.35), we have

$$\frac{1}{t} \sum_{i=1}^t \mathbb{I}(a_i = a) \mathbf{v}^\top \mathbf{x}_i \mathbf{x}_i^\top \mathbf{v} \xrightarrow{p} \frac{G_a}{\sigma_a^2}, \text{ as } t \rightarrow \infty.$$

By Lemma 6 in Chen et al. (2020) and Continuous Mapping theorem, we further have

$$\boldsymbol{\xi} = \left\{ \frac{1}{t} \sum_{i=1}^t \mathbb{I}(a_i = a) \mathbf{x}_i \mathbf{x}_i^\top + \frac{1}{t} I_d \right\}^{-1} \xrightarrow{p} \sigma_a^2 G_a^{-1}.$$

Step 3: We focus on proving $\boldsymbol{\eta}_2 = \left\{ (1/t) \sum_{i=1}^t \mathbb{I}(a_i = a) \mathbf{x}_i \mathbf{x}_i^\top + (1/t) I_d \right\}^{-1} (1/\sqrt{t}) \beta(a) \xrightarrow{p} \mathbf{0}_d$ next. This suffices to show that $\mathbf{b}_i^\top \boldsymbol{\eta}_2 \xrightarrow{p} 0$ holds for any standard basis $\mathbf{b}_i \in \mathbb{R}^d$. Since

$$\begin{aligned} \mathbf{b}_i^\top \boldsymbol{\eta}_2 &= \left\| \mathbf{b}_i^\top \left\{ \frac{1}{t} \sum_{i=1}^t \mathbb{I}(a_i = a) \mathbf{x}_i \mathbf{x}_i^\top + \frac{1}{t} I_d \right\}^{-1} \frac{1}{\sqrt{t}} \beta(a) \right\|_2 \\ &\leq \frac{1}{\sqrt{t}} \|\mathbf{b}_i^\top\|_2 \left\| \left\{ \frac{1}{t} \sum_{i=1}^t \mathbb{I}(a_i = a) \mathbf{x}_i \mathbf{x}_i^\top + \frac{1}{t} I_d \right\}^{-1} \right\|_2 \|\beta(a)\|_2, \end{aligned}$$

and by (A.26), we have

$$\mathbf{b}_i^\top \boldsymbol{\eta}_2 \leq \frac{1}{\sqrt{t}} \frac{2 \|\beta(a)\|_2}{p_t \lambda}.$$

Thus, we have $\mathbf{b}_i^\top \boldsymbol{\eta}_2 \xrightarrow{p} 0$, as $2 \|\beta(a)\|_2 / (p_t \lambda)$ is a bounded positive constant.

Step 4: Finally, we combine the above results using Slutsky's theorem, and conclude that

$$\sqrt{t} \{\widehat{\beta}_t(a) - \beta(a)\} = \boldsymbol{\xi} \boldsymbol{\eta}_1 + \boldsymbol{\eta}_2 \xrightarrow{D} \mathcal{N}_d(\mathbf{0}_d, \sigma_a^4 G_a^{-1}),$$

where G_a is defined in (A.34). Denote the variance term as

$$\begin{aligned} \sigma_{\beta(a)}^2 &= \sigma_a^2 \left[\int \kappa_\infty(\mathbf{x}, a) \mathbb{I}\{\mathbf{x}^\top \beta(a) < \mathbf{x}^\top \beta(1-a)\} \mathbf{x} \mathbf{x}^\top dP_{\mathbf{x}} \right. \\ &\quad \left. + \int \{1 - \kappa_\infty(\mathbf{x}, a)\} \mathbb{I}\{\mathbf{x}^\top \beta(a) \geq \mathbf{x}^\top \beta(1-a)\} \mathbf{x} \mathbf{x}^\top dP_{\mathbf{x}} \right]^{-1}, \end{aligned}$$

with $\sigma_a^2 = \mathbb{E}(e_t^2 | a_t = a)$ denoting the conditional variance of e_t given $a_t = a$, for $a = 0, 1$, we have

$$\sqrt{t} \{\widehat{\beta}_t(a) - \beta(a)\} \xrightarrow{D} \mathcal{N}_d\{\mathbf{0}_d, \sigma_{\beta(a)}^2\}.$$

The proof is hence completed.

A.5 Proof of Theorem 4

Finally, we prove the asymptotic normality of the proposed value estimator under DREAM in Theorem 4 in this section. The proof consists of three steps. In step 1, we aim to show

$$\widehat{V}_T = \widetilde{V}_T + o_p(T^{-1/2}),$$

where

$$\widetilde{V}_T = \frac{1}{T} \sum_{t=1}^T \frac{\mathbb{I}\{a_t = \widehat{\pi}_t(\mathbf{x}_t)\}}{1 - \kappa_t(\mathbf{x}_t, a_t)} \left[r_t - \mu\{\mathbf{x}_t, \widehat{\pi}_t(\mathbf{x}_t)\} \right] + \mu\{\mathbf{x}_t, \widehat{\pi}_t(\mathbf{x}_t)\}.$$

Then, in the second step, we establish

$$\widetilde{V}_T = \overline{V}_T + o_p(T^{-1/2}),$$

where

$$\overline{V}_T = \frac{1}{T} \sum_{t=1}^T \frac{\mathbb{I}\{a_t = \pi^*(\mathbf{x}_t)\}}{\Pr\{a_t = \pi^*(\mathbf{x}_t)\}} \left[r_t - \mu\{\mathbf{x}_t, \pi^*(\mathbf{x}_t)\} \right] + \mu\{\mathbf{x}_t, \pi^*(\mathbf{x}_t)\}.$$

The above two steps yields that

$$\widehat{V}_T = \overline{V}_T + o_p(T^{-1/2}). \quad (\text{A.36})$$

Lastly, based on (A.36) and Martingale Central Limit Theorem, we show

$$\sqrt{T}(\widehat{V}_T - V^*) \xrightarrow{D} \mathcal{N}(0, \sigma_{DR}^2),$$

with

$$\sigma_{DR}^2 = \int_{\mu(\mathbf{x},1) > \mu(\mathbf{x},0)} \sigma_1^2 / \{1 - \kappa_\infty(\mathbf{x}, 1)\} d\mathbf{x} + \int_{\mu(\mathbf{x},1) < \mu(\mathbf{x},0)} \sigma_0^2 / \{1 - \kappa_\infty(\mathbf{x}, 0)\} d\mathbf{x},$$

where $\sigma_a^2 = \mathbb{E}(e_t^2 | a_t = a)$ for $a = 0, 1$, and $\kappa_t \rightarrow \kappa_\infty$ as $t \rightarrow \infty$.

Step 1: We first show $\widehat{V}_T = \widetilde{V}_T + o_p(T^{-1/2})$. To this end, define a middle term as

$$\widetilde{\phi}_T = \frac{1}{T} \sum_{t=1}^T \frac{\mathbb{I}\{a_t = \widehat{\pi}_t(\mathbf{x}_t)\}}{1 - \kappa_t(\mathbf{x}_t, a_t)} \left[r_t - \widehat{\mu}_{t-1}\{\mathbf{x}_t, \widehat{\pi}_t(\mathbf{x}_t)\} \right] + \widehat{\mu}_{t-1}\{\mathbf{x}_t, \widehat{\pi}_t(\mathbf{x}_t)\}.$$

Thus, it suffices to show $\widehat{V}_T = \widetilde{\phi}_T + o_p(T^{-1/2})$ and $\widetilde{\phi}_T = \widetilde{V}_T + o_p(T^{-1/2})$.

Firstly, we have

$$\begin{aligned} \widehat{V}_T - \widetilde{\phi}_T &= \frac{1}{T} \sum_{t=1}^T \left[\frac{\mathbb{I}\{a_t = \widehat{\pi}_t(\mathbf{x}_t)\}}{1 - \widehat{\kappa}_t(\mathbf{x}_t, a_t)} - \frac{\mathbb{I}\{a_t = \widehat{\pi}_t(\mathbf{x}_t)\}}{1 - \kappa_t(\mathbf{x}_t, a_t)} \right] \left[r_t - \widehat{\mu}_{t-1}\{\mathbf{x}_t, \widehat{\pi}_t(\mathbf{x}_t)\} \right] \quad (\text{A.37}) \\ &= \frac{1}{T} \sum_{t=1}^T \{ \widehat{\kappa}_t(\mathbf{x}_t, a_t) - \kappa_t(\mathbf{x}_t, a_t) \} \left[\frac{\mathbb{I}\{a_t = \widehat{\pi}_t(\mathbf{x}_t)\} \left[r_t - \widehat{\mu}_{t-1}\{\mathbf{x}_t, \widehat{\pi}_t(\mathbf{x}_t)\} \right]}{\{1 - \widehat{\kappa}_t(\mathbf{x}_t, a_t)\} \{1 - \kappa_t(\mathbf{x}_t, a_t)\}} \right]. \end{aligned}$$

We can further decompose (A.37) by

$$\begin{aligned} \widehat{V}_T - \widetilde{\phi}_T &= \frac{1}{T} \sum_{t=1}^T \{ \widehat{\kappa}_t(\mathbf{x}_t, a_t) - \kappa_t(\mathbf{x}_t, a_t) \} \quad (\text{A.38}) \\ &\quad \left[\frac{\mathbb{I}\{a_t = \widehat{\pi}_t(\mathbf{x}_t)\} \left[r_t - \mu\{\mathbf{x}_t, \widehat{\pi}_t(\mathbf{x}_t)\} + \mu\{\mathbf{x}_t, \widehat{\pi}_t(\mathbf{x}_t)\} - \widehat{\mu}_{t-1}\{\mathbf{x}_t, \widehat{\pi}_t(\mathbf{x}_t)\} \right]}{\{1 - \widehat{\kappa}_t(\mathbf{x}_t, a_t)\} \{1 - \kappa_t(\mathbf{x}_t, a_t)\}} \right] \\ &= \frac{1}{T} \sum_{t=1}^T \{ \widehat{\kappa}_t(\mathbf{x}_t, a_t) - \kappa_t(\mathbf{x}_t, a_t) \} \left[\frac{\mathbb{I}\{a_t = \widehat{\pi}_t(\mathbf{x}_t)\} \left[r_t - \mu\{\mathbf{x}_t, \widehat{\pi}_t(\mathbf{x}_t)\} \right]}{\{1 - \widehat{\kappa}_t(\mathbf{x}_t, a_t)\} \{1 - \kappa_t(\mathbf{x}_t, a_t)\}} \right] \\ &\quad + \frac{1}{T} \sum_{t=1}^T \{ \widehat{\kappa}_t(\mathbf{x}_t, a_t) - \kappa_t(\mathbf{x}_t, a_t) \} \left[\frac{\mathbb{I}\{a_t = \widehat{\pi}_t(\mathbf{x}_t)\} \left[\mu\{\mathbf{x}_t, \widehat{\pi}_t(\mathbf{x}_t)\} - \widehat{\mu}_{t-1}\{\mathbf{x}_t, \widehat{\pi}_t(\mathbf{x}_t)\} \right]}{\{1 - \widehat{\kappa}_t(\mathbf{x}_t, a_t)\} \{1 - \kappa_t(\mathbf{x}_t, a_t)\}} \right]. \end{aligned}$$

Here the first term in (A.38) is 0 under the empirical process, since by definition we have

$$\mathbb{E}[\mathbb{I}\{a_t = \hat{\pi}_t(\mathbf{x}_t)\} [r_t - \mu\{\mathbf{x}_t, \hat{\pi}_t(\mathbf{x}_t)\}]] = 0.$$

And the second term in (A.38) is $o_p(T^{-1/2})$ given assumption in (3.4) that

$$\mathbb{E}_{\mathbf{x} \in \mathcal{X}}[\{\mu(\mathbf{x}, a) - \hat{\mu}_t(\mathbf{x}, a)\}^2]^{\frac{1}{2}} [\{\kappa_t(\mathbf{x}, a) - \hat{\kappa}_t(\mathbf{x}, a)\}^2]^{\frac{1}{2}} = o_p(t^{-1/2}), \text{ for } a \in \mathcal{A}.$$

Therefore, we have $\hat{V}_T = \tilde{\phi}_T + o_p(T^{-1/2})$ hold.

Similarly, we can show that

$$\tilde{\phi}_T - \tilde{V}_T = \frac{1}{T} \sum_{t=1}^T \left[\frac{\mathbb{I}\{a_t = \hat{\pi}_t(\mathbf{x}_t)\}}{1 - \kappa_t(\mathbf{x}_t, a_t)} - 1 \right] [\mu\{\mathbf{x}_t, \hat{\pi}_t(\mathbf{x}_t)\} - \hat{\mu}_{t-1}\{\mathbf{x}_t, \hat{\pi}_t(\mathbf{x}_t)\}], \quad (\text{A.39})$$

which is 0 under the empirical process due to the definition that

$$\mathbb{E}[\mathbb{I}\{a_t = \hat{\pi}_t(\mathbf{x}_t)\}] = 1 - \kappa_t(\mathbf{x}_t, a_t).$$

Hence, $\tilde{\phi}_T = \tilde{V}_T + o_p(T^{-1/2})$ holds, and thus $\hat{V}_T = \tilde{V}_T + o_p(T^{-1/2})$ holds. The first step is thus completed.

Step 2: We next focus on proving $\tilde{V}_T = \bar{V}_T + o_p(T^{-1/2})$. By definition of \tilde{V}_T and \bar{V}_T , we have

$$\begin{aligned} \sqrt{T}(\tilde{V}_T - \bar{V}_T) = & \underbrace{\frac{1}{\sqrt{T}} \sum_{t=1}^T \left[\frac{\mathbb{I}\{a_t = \hat{\pi}_t(\mathbf{x}_t)\}}{1 - \kappa_t(\mathbf{x}_t, a_t)} - 1 \right] [\mu\{\mathbf{x}_t, \pi^*(\mathbf{x}_t)\} - \mu\{\mathbf{x}_t, \hat{\pi}_t(\mathbf{x}_t)\}]}_{\eta_5} \quad (\text{A.40}) \\ & + \underbrace{\frac{1}{\sqrt{T}} \sum_{t=1}^T \left[\frac{\mathbb{I}\{a_t = \hat{\pi}_t(\mathbf{x}_t)\}}{1 - \kappa_t(\mathbf{x}_t, a_t)} - \frac{\mathbb{I}\{a_t = \pi^*(\mathbf{x}_t)\}}{\Pr\{a_t = \pi^*(\mathbf{x}_t)\}} \right] [r_t - \mu\{\mathbf{x}_t, \hat{\pi}_t(\mathbf{x}_t)\}]}_{\eta_6}. \end{aligned}$$

We first show $\eta_5 = o_p(1)$. It suffices to show $\psi_5 = T^{-1/2} \sum_{t=1}^T [\mu\{\mathbf{x}_t, \hat{\pi}_t(\mathbf{x}_t)\} - \mu\{\mathbf{x}_t, \pi^*\}] = o_p(1)$.

Without loss of generality, suppose $\hat{\pi}_t(\mathbf{x}_t) = \mathbb{I}\{\mathbf{x}_t^\top \hat{\beta}_t(1) > \mathbf{x}_t^\top \hat{\beta}_t(0)\}$. Since $\mu(\mathbf{x}_t, a) = \mathbf{x}_t^\top \beta(a)$, we have

$$\begin{aligned} \mu(\mathbf{x}_t, \hat{\pi}_t(\mathbf{x}_t)) &= \mathbb{I}\{\mathbf{x}_t^\top \hat{\beta}_t(1) > \mathbf{x}_t^\top \hat{\beta}_t(0)\} \mathbf{x}_t^\top \beta(1) + \mathbb{I}\{\mathbf{x}_t^\top \hat{\beta}_t(1) \leq \mathbf{x}_t^\top \hat{\beta}_t(0)\} \mathbf{x}_t^\top \beta(0) \\ &= \mathbb{I}\{\mathbf{x}_t^\top \hat{\beta}_t(1) > \mathbf{x}_t^\top \hat{\beta}_t(0)\} \mathbf{x}_t^\top \{\beta(1) - \beta(0)\} + \mathbf{x}_t^\top \beta(0). \end{aligned} \quad (\text{A.41})$$

Similarly to (A.41), we have

$$\mu(\mathbf{x}_t, \pi^*) = \mathbb{I}\{\mathbf{x}_t^\top \beta(1) > \mathbf{x}_t^\top \beta(0)\} \mathbf{x}_t^\top \{\beta(1) - \beta(0)\} + \mathbf{x}_t^\top \beta(0). \quad (\text{A.42})$$

Combining (A.41) and (A.42), we have

$$\mu(\mathbf{x}_t, \hat{\pi}_t(\mathbf{x}_t)) - \mu(\mathbf{x}_t, \pi^*) = \left[\mathbb{I}\{\mathbf{x}_t^\top \hat{\beta}_t(1) > \mathbf{x}_t^\top \hat{\beta}_t(0)\} - \mathbb{I}\{\mathbf{x}_t^\top \beta(1) > \mathbf{x}_t^\top \beta(0)\} \right] \mathbf{x}_t^\top \{\beta(1) - \beta(0)\}. \quad (\text{A.43})$$

Since $\mathbb{I}\{\mathbf{x}_t^\top \beta(1) > \mathbf{x}_t^\top \beta(0)\} = 1$ by assumption, (A.43) can be simplified as

$$\mu(\mathbf{x}_t, \hat{\pi}_t(\mathbf{x}_t)) - \mu(\mathbf{x}_t, \pi^*) = -\mathbb{I}\{\mathbf{x}_t^\top \hat{\beta}_t(1) - \mathbf{x}_t^\top \hat{\beta}_t(0) \leq 0\} \mathbf{x}_t^\top \{\beta(1) - \beta(0)\} = -\mathbb{I}\{\hat{\Delta}_{\mathbf{x}_t} \leq 0\} \Delta_{\mathbf{x}_t} \leq 0,$$

where $\Delta_{\mathbf{x}_t} = \mathbf{x}_t^\top \{\beta(1) - \beta(0)\}$ and $\hat{\Delta}_{\mathbf{x}_t} = \mathbf{x}_t^\top \{\hat{\beta}(1) - \hat{\beta}(0)\}$. Thus, we can rewrite ψ_5 as

$$\psi_5 = -\frac{1}{\sqrt{T}} \sum_{t=1}^T \mathbb{I}\{\hat{\Delta}_{\mathbf{x}_t} \leq 0\} \Delta_{\mathbf{x}_t}.$$

To show $\psi_5 = o_p(1)$, it suffices to show that $(1/\sqrt{T}) \sum_{t=1}^T \mathbb{I}\{\hat{\Delta}_{\mathbf{x}_t} \leq 0\} \Delta_{\mathbf{x}_t}$ has an upper bound. Since $\mathbb{I}\{\hat{\Delta}_{\mathbf{x}_t} \leq 0\} \hat{\Delta}_{\mathbf{x}_t} \leq 0$, it suffices to show

$$\zeta = \frac{1}{\sqrt{T}} \sum_{t=1}^T \mathbb{I}\{\hat{\Delta}_{\mathbf{x}_t} \leq 0\} (\hat{\Delta}_{\mathbf{x}_t} - \Delta_{\mathbf{x}_t})$$

has a lower bound. We further notice that for any $\alpha > 0$,

$$\begin{aligned} \zeta &= \underbrace{\Pr\{0 < \Delta_{\mathbf{x}_t} < T^{-\alpha}\} \frac{1}{\sqrt{T}} \sum_{t=1}^T \mathbb{I}\{0 < \Delta_{\mathbf{x}_t} < T^{-\alpha}\} \mathbb{I}\{\hat{\Delta}_{\mathbf{x}_t} \leq 0\} (\hat{\Delta}_{\mathbf{x}_t} - \Delta_{\mathbf{x}_t})}_{\zeta_1} \\ &\quad + \underbrace{\Pr\{\Delta_{\mathbf{x}_t} > T^{-\alpha}\} \frac{1}{\sqrt{T}} \sum_{t=1}^T \mathbb{I}\{\Delta_{\mathbf{x}_t} > T^{-\alpha}\} \mathbb{I}\{\hat{\Delta}_{\mathbf{x}_t} \leq 0\} (\hat{\Delta}_{\mathbf{x}_t} - \Delta_{\mathbf{x}_t})}_{\zeta_2}. \end{aligned} \quad (\text{A.44})$$

To show ζ has a lower bound, it is sufficient to show $\zeta_1 = o_p(1)$ and $\zeta_2 = o_p(1)$ correspondingly.

Firstly, we are going to show $\zeta_1 = o_p(1)$. By assumption (3.3), there exists some constant c and $0 < \alpha < \frac{1}{2}$ such that $\alpha\gamma < \frac{1}{2}$ and

$$\Pr\{0 < \Delta_{\mathbf{x}_t} < T^{-\alpha}\} \leq cT^{-\alpha\gamma}.$$

By Corollary 3.2, $\widehat{\Delta}_{\mathbf{x}_t} - \Delta_{\mathbf{x}_t} = O_p(t^{-\frac{1}{2}})$, which implies

$$\widehat{\Delta}_{\mathbf{x}_t} - \Delta_{\mathbf{x}_t} = o_p\{t^{-(\frac{1}{2}-\alpha\gamma)}\}.$$

Thus we have

$$|\zeta_1| \leq cT^{-\alpha\gamma-\frac{1}{2}} \sum_{t=1}^T o_p(t^{-(\frac{1}{2}-\alpha\gamma)}) \stackrel{*}{=} o_p(T^{-(\frac{1}{2}-\alpha\gamma)}) = o_p(1), \quad (\text{A.45})$$

where the equation (*) is derived by Lemma 6 in Luedtke and Van Der Laan (2016). Notice that

$$\mathbb{I}\{0 < \Delta_{\mathbf{x}_t} < T^{-\alpha}\} \mathbb{I}\{\widehat{\Delta}_{\mathbf{x}_t} \leq 0\} (\widehat{\Delta}_{\mathbf{x}_t} - \Delta_{\mathbf{x}_t}) \leq \mathbb{I}\{\widehat{\Delta}_{\mathbf{x}_t} \leq 0\} \widehat{\Delta}_{\mathbf{x}_t} \leq 0, \quad (\text{A.46})$$

where the first inequality holds since $\Delta_{\mathbf{x}_t} \geq 0$. Combining (A.44), (A.45), and (A.46), we have

$$0 \geq \zeta_1 = o_p(1). \quad (\text{A.47})$$

Next, we consider the second part ζ_2 . Note that

$$\mathbb{I}\{\widehat{\Delta}_{\mathbf{x}_t} \leq 0\} = \mathbb{I}\{\widehat{\Delta}_{\mathbf{x}_t} - \Delta_{\mathbf{x}_t} \leq -\Delta_{\mathbf{x}_t}\} = \mathbb{I}\{|\widehat{\Delta}_{\mathbf{x}_t} - \Delta_{\mathbf{x}_t}| > \Delta_{\mathbf{x}_t}\},$$

we have

$$\left| \mathbb{I}\{\widehat{\Delta}_{\mathbf{x}_t} \leq 0\} (\widehat{\Delta}_{\mathbf{x}_t} - \Delta_{\mathbf{x}_t}) \right| = \mathbb{I}\{|\widehat{\Delta}_{\mathbf{x}_t} - \Delta_{\mathbf{x}_t}| > \Delta_{\mathbf{x}_t}\} |\widehat{\Delta}_{\mathbf{x}_t} - \Delta_{\mathbf{x}_t}| \leq \frac{|\widehat{\Delta}_{\mathbf{x}_t} - \Delta_{\mathbf{x}_t}|^2}{\Delta_{\mathbf{x}_t}}, \quad (\text{A.48})$$

where the inequality holds since

$$\mathbb{I}\{|\widehat{\Delta}_{\mathbf{x}_t} - \Delta_{\mathbf{x}_t}| > \Delta_{\mathbf{x}_t}\} \leq \frac{|\widehat{\Delta}_{\mathbf{x}_t} - \Delta_{\mathbf{x}_t}|}{\Delta_{\mathbf{x}_t}}.$$

Thus, by (A.48), we further have

$$\mathbb{I}\{\widehat{\Delta}_{\mathbf{x}_t} \leq 0\} (\widehat{\Delta}_{\mathbf{x}_t} - \Delta_{\mathbf{x}_t}) \geq -\frac{(\widehat{\Delta}_{\mathbf{x}_t} - \Delta_{\mathbf{x}_t})^2}{\Delta_{\mathbf{x}_t}}. \quad (\text{A.49})$$

Since $\widehat{\Delta}_{\mathbf{x}_t} - \Delta_{\mathbf{x}_t} < 0$, based on (A.49), we have

$$0 \geq \zeta_2 \geq \frac{1}{\sqrt{T}} \sum_{t=1}^T \mathbb{I}\{\Delta_{\mathbf{x}_t} > T^{-\alpha}\} \mathbb{I}\{\widehat{\Delta}_{\mathbf{x}_t} \leq 0\} (\widehat{\Delta}_{\mathbf{x}_t} - \Delta_{\mathbf{x}_t}) \geq -\frac{1}{\sqrt{T}} \sum_{t=1}^T \mathbb{I}\{\Delta_{\mathbf{x}_t} > T^{-\alpha}\} \frac{(\widehat{\Delta}_{\mathbf{x}_t} - \Delta_{\mathbf{x}_t})^2}{\Delta_{\mathbf{x}_t}}. \quad (\text{A.50})$$

Notice that $\mathbb{I}\{\Delta_{\mathbf{x}_t} > T^{-\alpha}\} \leq \Delta_{\mathbf{x}_t} T^\alpha$, combining with (A.50), we further have

$$0 \geq \zeta_2 \geq -\frac{1}{\Delta_{\mathbf{x}_t}} \frac{1}{\sqrt{T}} \sum_{t=1}^T \frac{\Delta_{\mathbf{x}_t}}{T^{-\alpha}} (\hat{\Delta}_{\mathbf{x}_t} - \Delta_{\mathbf{x}_t})^2 = -T^{-\frac{1}{2}+\alpha} \sum_{t=1}^T (\hat{\Delta}_{\mathbf{x}_t} - \Delta_{\mathbf{x}_t})^2.$$

By theorem 3, $\hat{\Delta}_{\mathbf{x}_t} - \Delta_{\mathbf{x}_t} = O_p(t^{-\frac{1}{2}})$, which implies $(\hat{\Delta}_{\mathbf{x}_t} - \Delta_{\mathbf{x}_t})^2 = O_p(t^{-1})$. And by Lemma 6 in Luedtke and Van Der Laan (2016), $T^{-1} \sum_{t=1}^T o_p\{t^{-(\frac{1}{2}+\alpha)}\} = o_p\{T^{-(\frac{1}{2}+\alpha)}\}$, we have

$$0 \geq \zeta_2 \geq -T^{-\frac{1}{2}+\alpha} o_p(T^{-(\frac{1}{2}+\alpha)}) = o_p(1). \quad (\text{A.51})$$

Therefore, combining (A.47) and (A.51), we have

$$0 \geq \psi_5 = \zeta_1 + \zeta_2 = o_p(1).$$

Thus, we have $\eta_5 = o_p(1)$. Using similar arguments with the bounded probabilities of exploration established in Theorem 1, we can show $\eta_6 = o_p(1)$. Hence, $\tilde{V}_T = \bar{V}_T + o_p(T^{-1/2})$ hold.

For non-linear functions, the results $\tilde{V}_T = \bar{V}_T + o_p(T^{-1/2})$ still holds based on Theorem 8 in Luedtke and Van Der Laan (2016), under the margin assumption in (3.3). Specifically, we define a class of function

$$\mathcal{F}_\pi(\mathbf{x}, a, r) = \left\{ \begin{aligned} & \frac{\mathbb{I}\{a = \pi(\mathbf{x})\}}{\Pr\{a = \pi(\mathbf{x})\}} \left[r - \mu\{\mathbf{x}, \pi(\mathbf{x})\} \right] + \mu\{\mathbf{x}, \pi(\mathbf{x})\} \\ & - \frac{\mathbb{I}\{a = \pi^*(\mathbf{x})\}}{\Pr\{a = \pi^*(\mathbf{x})\}} \left[r - \mu\{\mathbf{x}, \pi^*(\mathbf{x})\} \right] + \mu\{\mathbf{x}, \pi^*(\mathbf{x})\} : \pi(\cdot) \in \Pi \end{aligned} \right\},$$

where Π is the class of policies that maps context $\mathbf{x} \in \mathcal{X}$ to action $a \in \mathcal{A}$. Suppose the class of policies Π is a Vapnik-Chervonenkis (VC) class of functions. By the conclusion of Lemma 2.6.18 in Van Der Vaart and Wellner (1996), we know the indicator function of a VC class of functions is still VC class. Under the margin assumption in (3.3), it can be shown that $\tilde{V}(\pi)$ are continuous with respect to $\pi \in \Pi$. Therefore, we have \mathcal{F}_π belongs to the VC class, and its entropy $\mathcal{J}(\mathcal{F}_\pi)$ is finite. Define the supremum of the empirical process indexed by \mathcal{F}_π as

$$\|\mathbb{G}_n\|_{\mathcal{F}} \equiv \sup_{\pi \in \Pi} \frac{1}{\sqrt{T}} \sum_{t=1}^T \mathcal{F}_\pi(\mathbf{x}_t, a_t, r_t) - \mathbb{E}\{\mathcal{F}_\pi(\mathbf{x}, a, r)\}.$$

By assumptions (3.1) and (3.2), we have $B \equiv \max_{1 \leq t \leq T} \mathcal{F}_\pi(\mathbf{x}_t, a_t, r_t) < \infty$. Define the asymptotic variance $\sigma_T^2 \equiv \sup_{\pi \in \Pi} P \mathcal{F}_\pi^2$, where P is the common distribution of $\{\mathbf{x}_t, a_t, r_t\}$ with $\sigma_T^2 = O(T^{-1/2})$. It follows from the maximal inequality developed in Corollary 5.1 of Chernozhukov et al. (2014) that there exist some constant $v_0 \geq 1$ and $\tilde{C} > 0$ such that

$$\mathbb{E} \left[\|\mathbb{G}_n\|_{\mathcal{F}} \right] \lesssim \sqrt{v_0 \sigma_T^2 \log\{\tilde{C} \mathcal{J}(\mathcal{F}_\pi)/\sigma_T\}} + \frac{v_0 \tilde{B}^2}{\sqrt{T}} \log\{\tilde{C} \mathcal{J}(\mathcal{F}_\pi)/\sigma_T\}.$$

The above right-hand-side is upper bounded by

$$O(1) \sqrt{T^{-1/2} \log(T^{1/4})},$$

where $O(1)$ denotes some universal constant. Hence, we have

$$\mathbb{E} \left[\|\mathbb{G}_n\|_{\mathcal{F}} \right] = o_p(1). \quad (\text{A.52})$$

Using similar arguments in proving Theorem 8 in Luedtke and Van Der Laan (2016), under the margin assumption in (3.3), we can show $\tilde{V}_T = \bar{V}_T + o_p(T^{-1/2})$.

Step 3: Finally, to show the asymptotic normality of the proposed value estimator under DREAM, based on the above two steps, it is sufficient to show

$$\sqrt{T}(\hat{V}_T - V^*) = \sqrt{T}(\bar{V}_T - V^*) + o_p(1) \xrightarrow{D} \mathcal{N}(0, \sigma_{DR}^2), \quad (\text{A.53})$$

as $T \rightarrow \infty$, using Martingale Central Limit Theorem. By $r_t = \mu\{\mathbf{x}_t, a_t\} + e_t$, we define

$$\begin{aligned} \xi_t &= \frac{\mathbb{I}\{a_t = \pi^*(\mathbf{x}_t)\}}{\Pr\{a_t = \pi^*(\mathbf{x}_t)\}} \left[r_t - \mu\{\mathbf{x}_t, \pi^*(\mathbf{x}_t)\} \right] + \mu\{\mathbf{x}_t, \pi^*(\mathbf{x}_t)\} \\ &= \underbrace{\frac{\mathbb{I}\{a_t = \pi^*(\mathbf{x}_t)\}}{\Pr\{a_t = \pi^*(\mathbf{x}_t)\}} e_t}_{Z_t} + \mu\{\mathbf{x}_t, \pi^*(\mathbf{x}_t)\} - V^*. \end{aligned} \quad (\text{A.54})$$

By (A.54), we have

$$\mathbb{E}\{Z_t \mid \mathcal{F}_{t-1}\} = \mathbb{E} \left\{ \frac{\mathbb{I}\{a_t = \pi^*(\mathbf{x}_t)\}}{\Pr\{a_t = \pi^*(\mathbf{x}_t)\}} \right\} \mathbb{E}\{e_t \mid a_t, \mathcal{F}_{t-1}\} = 0.$$

Thus, we have $\mathbb{E}\{Z_t \mid \mathcal{F}_{t-1}\} = \mathbb{E}\{\xi_t \mid \mathcal{F}_{t-1}\} = 0$, which implies that $\{Z_t\}_{t=1}^T$ and $\{\xi_t\}_{t=1}^T$ are Martingale difference sequences.

Notice that $\mathbb{E}[\mu\{\mathbf{x}_t, \pi^*(\mathbf{x}_t)\}] = V^*$ by the definition. To prove (A.53), it suffices to prove that $(1/\sqrt{T}) \sum_{t=1}^T Z_t \xrightarrow{D} \mathcal{N}(0, \sigma_{DR}^2)$, as $T \rightarrow \infty$, using Martingale Central Limit Theorem.

First, we check the conditional Lindeberg condition. For any $h > 0$, we have

$$\begin{aligned} \sum_{t=1}^T \mathbb{E} \left\{ \left(\frac{1}{\sqrt{T}} Z_t \right)^2 \mathbb{I} \left\{ \left| \frac{1}{\sqrt{T}} Z_t \right| > h \right\} \mid \mathcal{F}_{t-1} \right\} &= \frac{1}{T} \sum_{t=1}^T \mathbb{E} \{ Z_t^2 \mathbb{I} \{ Z_t^2 > Th^2 \} \mid \mathcal{F}_{t-1} \} \\ &= \frac{1}{T} \sum_{t=1}^T \mathbb{E} \left\{ \underbrace{\left(\frac{\mathbb{I}\{a_t = \pi^*(\mathbf{x}_t)\} e_t}{\Pr\{a_t = \pi^*(\mathbf{x}_t)\}} \right)^2 \mathbb{I} \left\{ \left(\frac{\mathbb{I}\{a_t = \pi^*(\mathbf{x}_t)\} e_t}{\Pr\{a_t = \pi^*(\mathbf{x}_t)\}} \right)^2 > Th^2 \right\}}_{\eta_8} \mid \mathcal{F}_{t-1} \right\}. \end{aligned}$$

Since η_8 converges to zero as T goes to infinity and is dominated by

$$\left(\frac{\mathbb{I}\{a_t = \pi^*(\mathbf{x}_t)\}}{\Pr\{a_t = \pi^*(\mathbf{x}_t)\}} e_t \right)^2,$$

given \mathcal{F}_{t-1} . Note that

$$\begin{aligned} \mathbb{E} \{ (Z_t)^2 \mid \mathcal{F}_{t-1} \} &= \mathbb{E} \left\{ \left(\frac{\mathbb{I}\{a_t = \pi^*(\mathbf{x}_t)\}}{\Pr\{a_t = \pi^*(\mathbf{x}_t)\}} e_t \right)^2 \mid \mathcal{F}_{t-1} \right\} \\ &= \mathbb{E} \left(\frac{\mathbb{I}\{a_t = \pi^*(\mathbf{x}_t)\}}{[\Pr\{a_t = \pi^*(\mathbf{x}_t)\}]^2} e_t^2 \mid \mathcal{F}_{t-1} \right) \\ &= \mathbb{E} \left(\frac{\mathbb{I}\{a_t = \pi^*(\mathbf{x}_t)\}}{[\Pr\{a_t = \pi^*(\mathbf{x}_t)\}]^2} e_t^2 \mid \mathcal{F}_{t-1} \right), \end{aligned}$$

where the second equation holds since e_t has zero means conditional on a_t and \mathcal{F}_{t-1} . Since e_t is i.i.d. $(0, \sigma_{a_t})^2$ conditional on a_t and \mathcal{F}_{t-1} , we have

$$\begin{aligned} \mathbb{E} (Z_t \mid \mathcal{F}_{t-1})^2 &= \mathbb{E} \left(\frac{\mathbb{I}\{a_t = \pi^*(\mathbf{x}_t)\}}{[\Pr\{a_t = \pi^*(\mathbf{x}_t)\}]^2} \mathbb{E} (e_t^2 \mid a_t) \mid \mathcal{F}_{t-1} \right) \\ &= \mathbb{E} \left(\frac{\mathbb{I}\{a_t = \pi^*(\mathbf{x}_t)\}}{[\Pr\{a_t = \pi^*(\mathbf{x}_t)\}]^2} \sigma_{a_t}^2 \mid \mathcal{F}_{t-1} \right). \end{aligned}$$

By taking expectation with a_t , we have that

$$\mathbb{E} (Z_t \mid \mathcal{F}_{t-1})^2 = \mathbb{E} \left(\frac{\Pr\{a_t = \pi^*(\mathbf{x}_t)\}}{[\Pr\{a_t = \pi^*(\mathbf{x}_t)\}]^2} \sigma_{\pi^*(\mathbf{x}_t)}^2 \mid \mathcal{F}_{t-1} \right) = \mathbb{E} \left(\frac{\sigma_{\pi^*(\mathbf{x}_t)}^2}{\Pr\{a_t = \pi^*(\mathbf{x}_t)\}} \mid \mathcal{F}_{t-1} \right).$$

Since $\kappa_t \rightarrow \kappa_\infty \equiv 1 - \Pr\{a = \pi^*(\mathbf{x})\}$, following Lemma 4 in Chen et al. (2020), by taking expectation with \mathbf{x} , we have

$$\sum_{t=1}^T \mathbb{E} \left\{ \left(\frac{1}{\sqrt{T}} Z_t \right)^2 \mid \mathcal{F}_{t-1} \right\} \xrightarrow{p} \sigma_{DR}^2,$$

where

$$\sigma_{DR}^2 = \int_{\mu(\mathbf{x},1) > \mu(\mathbf{x},0)} \sigma_1^2 / \{1 - \kappa_\infty(\mathbf{x}, 1)\} d\mathbf{x} + \int_{\mu(\mathbf{x},1) < \mu(\mathbf{x},0)} \sigma_0^2 / \{1 - \kappa_\infty(\mathbf{x}, 0)\} d\mathbf{x} < \infty. \quad (\text{A.55})$$

Therefore, by Dominated Convergence Theorem, we conclude that

$$\sum_{t=1}^T \mathbb{E} \left\{ \left(\frac{1}{\sqrt{T}} Z_t \right)^2 \mathbb{I} \left\{ \left| \frac{1}{\sqrt{T}} Z_t \right| > h \right\} \mid \mathcal{F}_{t-1} \right\} \rightarrow 0, \text{ as } t \rightarrow \infty.$$

Thus the conditional Lindeberg condition is checked.

Next, recall the derived conditional variance in (A.55). By Martingale Central Limit Theorem, we have

$$(1/\sqrt{T}) \sum_{t=1}^T Z_t \xrightarrow{D} \mathcal{N}(0, \sigma_{DR}^2),$$

as $T \rightarrow \infty$. Hence, we complete the proof of A.53. The proof for Theorem 4 is thus completed.