

# Heat transfer process with solid-solid interface: Analytical and numerical solutions

DIANA RUBIO

Univ. Nacional de San Martín  
Escuela de Ciencia y Tecnología  
Centro de Matemática Aplicada  
ITECA (CONICET-UNSAM)  
25 de Mayo y Francia, San Martín  
ARGENTINA

DOMINGO A. TARZIA

Universidad Austral  
FCE, Departamento de Matemática  
Paraguay 1950, Rosario  
and CONICET  
Godoy Cruz 2290, CABA,  
ARGENTINA

GUILLERMO F. UMBRICH

Univ. Nac. de Gral. Sarmiento  
Instituto de Ciencias  
Instituto del Desarrollo Humano  
J. M. Gutiérrez 1150  
Los Polvorines  
ARGENTINA

**Abstract:** This work is aimed at the study and analysis of the heat transport on a metal bar of length  $L$  with a solid-solid interface. The process is assumed to be developed along one direction, across two homogeneous and isotropic materials. Analytical and numerical solutions are obtained under continuity conditions at the interface, that is a perfect assembly. The lateral side is assumed to be isolated and a constant thermal source is located at the left-boundary while the right-end stays free allowing the heat to transfer to the surrounding fluid by a convective process. The differences between the analytic solution and temperature measurements at any point on the right would indicate the presence of discontinuities. The greater these differences, the greater the discontinuity in the interface due to thermal resistances, providing a measure of its propagation from the interface and they could be modeled as temperature perturbations. The problem of interest may be described by a parabolic equation with initial, interface and boundary conditions, where the thermal properties, the conductivity and diffusivity coefficients, are piecewise constant functions. The analytic solution is derived by using Fourier methods. Special attention is given to the Sturm-Liouville problem that arises when deriving the solution, since a complicated eigenvalue equation must to be solved. Numerical simulations are conducted by using finite difference schemes where its convergence and stability properties are discussed along with physical interpretations of the results.

**Key-Words:** Heat equation, solid-solid interface, eigenvalues problems, mathematical modeling.

## 1 Introduction

Heat transfer problems in multilayer or solid-solid interface materials have been arisen in a several applications in science and engineering [3]. Direct applications can be found in the industry [4], including metallurgical [6], aerospace [1], technological and electronic [2] and aviation [18]. A large number of articles are devote to the study of thermal, electromagnetic and/or optical properties of composed materials, among them [2]-[3], [5], [9]-[13], [17]-[23]. These types of problems are generally approached experimentally or through numerical simulations. Few articles are found in the literature that focus on mathematical models and analytical descriptions of the thermal process, as in [4], where the model is described. In [15], [16] the problem is approached analytically for the steady-state. On the other hand, the evolutionary state of the interface problem is studied in [5] for a

solid material of infinite length.

This work focus on the analytical solution to a heat transfer problem that it is assumed to occur along a bar composed by two different materials with continuity conditions at the solid-solid interface. A thermal source is imposed at the left boundary ( $x = 0$ ) while free convection is assumed at the right side ( $x = L$ ). To the best of authors' knowledge, the analytical solution to this problem is not published. In [8], the problem is stated with an strategy for solving the equation but is it not explicitly solved. The solution to the perfectly assembly solid-solid interface problem is important since the differences with observed data it would provide a measure of the discontinuities due to roughness and tension between the materials.

Here, an approach is presented for solving the problem analytically where the solution is obtained as a combination of the steady-state solution and a

transient term, where the latter one is calculated using Fourier techniques. This manner to present the solution is useful to better understand the physical transient behavior.

As in the case of a homogeneous bar, a Sturm-Liouville (S-L) eigenvalue problem arises. Finding its solution is complicated since the coefficients of the equation are not constant but depend on the thermal parameters of the materials involved. The existence of an infinite number of solutions to the S-L equation is demonstrated and an illustrative example is included. This is the most important result of this work.

Numerical simulations of the temperature profile are conducted using a finite difference scheme of second order centered in space and first order forward in time. The convergence and stability properties are discussed along with physical interpretations of the results. Analytical and numerical solutions to this problem are useful to predict temperatures profiles under different situations assuming perfect assembly between materials and hence, to detect discontinuities at the interface.

In Section 2, the equations used to describe the process is presented. Section 3 is aimed to the steady-state heat transfer problem associated to the one of interest. The corresponding transient problem is addressed in Section 4, where the eigenvalue problem and the analytical solution is obtained. In Section 5, some numerical examples of the temperature profile for the discretized equation are included. Finally, conclusions and future works are discussed.

## 2 Mathematical Framework

Consider a unidimensional heat transfer process on a material, which is modeled as a bar whose lateral surface is totally isolated, and it is made up of two consecutive sections of different, perfectly assembly, isotropic and homogeneous materials. This problem can be described by coupled parabolic equations with interface, initial and boundary conditions. At the left-boundary of the bar, a constant thermal source is assumed while the right-end is free allowing the convection process to occur (see Figure 1).

The system to be solved is given by the heat equations

$$\begin{aligned} U_t(x, t) &= \alpha_1^2 U_{xx}(x, t), \quad 0 < x < l, \quad (1) \\ U_t(x, t) &= \alpha_2^2 U_{xx}(x, t), \quad l < x < L, \quad (2) \end{aligned}$$

$$\begin{array}{ccccccc} x=0 & & x=l & & U(x, 0) = T_a & & x=L \\ U(0, t) = F & & U_l(x, t) = \alpha_1^2 U_{xx}(x, t) & & U_r(x, t) = \alpha_2^2 U_{xx}(x, t) & & U_x(L, t) = -\frac{h}{k_2}(U(L, t) - T_a) \end{array}$$

Figure 1: Heat conduction problem with interface.

for  $t > 0$ , with initial temperature

$$U(x, 0) = T_a, \quad 0 < x < L, \quad (3)$$

and boundary conditions

$$U(0, t) = F, \quad t > 0, \quad (4)$$

$$k_2 U_x(L, t) = -h(U(L, t) - T_a), \quad t > 0, \quad (5)$$

where  $L$  represents the length of the bar,  $T_a$  the temperature of the surrounded fluid,  $F$  denotes the temperature at  $x = 0$ ,  $l$  the interface position ( $0 < l < L$ ) and  $h$  denotes the heat transfer coefficient due to convection at  $x = L$ . The coefficients  $\alpha_1^2$ ,  $k_1$  and  $\alpha_2^2$ ,  $k_2$  represent the diffusivity and the thermal conductivity for the materials at the left and right side of the bar, respectively. For two perfectly assembled homogeneous materials, continuity conditions are given at the interface position  $x = l$ , that is,

$$\lim_{x \rightarrow l^-} U(x, t) = \lim_{x \rightarrow l^+} U(x, t), \quad (6)$$

$$\lim_{x \rightarrow l^-} k_1 U_x(x, t) = \lim_{x \rightarrow l^+} k_2 U_x(x, t), \quad (7)$$

for  $t > 0$ . From now on, for simplicity we assume that

$$F > T_a. \quad (8)$$

## 3 The steady-state problem

The steady-state problem corresponding to the initial and boundary problem with interface (1)-(7) is given by the following equations

$$U_{xx}^S(x) = 0, \quad 0 < x < l, \quad (9)$$

$$U_{xx}^S(x) = 0, \quad l < x < L, \quad (10)$$

$$U^S(0) = F, \quad (11)$$

$$-k_2 U_x^S(L) = h(U^S(L) - T_a), \quad (12)$$

$$U^S(l^-) = U^S(l^+), \quad (13)$$

$$k_1 U_x^S(l^-) = k_2 U_x^S(l^+), \quad (14)$$

where  $U^S(l^-)$  and  $U^S(l^+)$  denote  $\lim_{x \rightarrow l^-} U^S(x)$  and  $\lim_{x \rightarrow l^+} U^S(x)$ , respectively.

**Lemma 1.** *The solution to the steady-state problem (9)-(14) is given by the following expression:*

$$U^S(x) = \begin{cases} F - Q\mu\frac{1}{k_1}x, & 0 \leq x \leq l, \\ F - Q\mu\left(\frac{1}{k_2}(x-l) + \frac{l}{k_1}\right), & l < x \leq L, \end{cases} \quad (15)$$

where  $Q = (F - T_a)h$ , and  $\mu$  is the dimensionless coefficient

$$\mu = \frac{1}{1 + \frac{hL}{k_2} + \left(\frac{1}{k_1} - \frac{1}{k_2}\right)hl} = \frac{k_1k_2}{D}, \quad (16)$$

being  $D = k_1k_2 + k_1hL + (k_2 - k_1)hl$ ,  $k_1, k_2, h, l, L, T_a, F$  positive constants,  $L > l > 0$ .

*Proof.* Equations (9)-(10) imply that the solution is a piecewise linear function. Imposing the boundary and interface conditions (11)-(14) it follows that, after algebraic computations, the solution can be written as

$$U^S(x) = \begin{cases} F - \frac{Qk_2}{D}x, & 0 \leq x \leq l, \\ F - \frac{Qk_1k_2}{D}\left(\frac{x-l}{k_2} + \frac{l}{k_1}\right), & l < x \leq L. \end{cases} \quad (17)$$

By using the dimensionless coefficient  $\mu$  defined in (16), the expression (15) is obtained.  $\square$

This section is included for the sake of completeness and no much detail or discussion is given here. In [14], [15], [16] an equivalent expression can be found for the solution to (9)-(14) and its consistency with the corresponding one for an homogeneous bar with the same boundary conditions.

**Example 2.** *Consider the problem described by the equations (9)-(14) with  $L = 1m$ ,  $T_a = 25^\circ C$ ,  $h = 10 W/(m^2C)$  and  $F = 100^\circ C$ .*

Figure 2 shows the spatial profile of temperatures for different materials and different interface points. It can be seen that the solution is piecewise linear and, since the thermal source is higher than the room temperature, the temperature decreases as a function of the distance from the source location. The less conductive materials leads to a greater decrease in temperature.

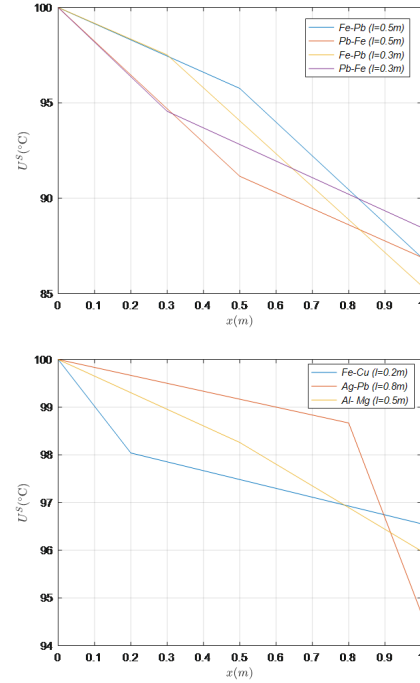


Figure 2: Temperature profiles for different contact point positions (left) and different materials (right).

The plots on top show different situations for a Fe-Pb or a Pb-Fe bar. It can be observed that in the case of Fe-Pb, higher temperature values are achieved for  $x < l = L/2$ . This is consistent with the analytical solution since, in this case, it results

$$U^S(l) = F - \frac{F - T_a}{\left(\frac{k_1}{k_2} + 1\right) + \frac{2k_1}{hL}}. \quad (18)$$

Then, for the same pair of materials, the temperature values at  $x = l$  are greater when the more conductive material occupies the left half of the bar (i.e.,  $k_1 > k_2$ ). On the other hand, if  $l = L/2$  from (15) it follows that

$$U^S(L) = F - \frac{F - T_a}{1 + \frac{2k_1k_2}{hL(k_1+k_2)}}. \quad (19)$$

Then, the temperature value at  $x = L$  depends on  $k_1 + k_2$  and  $k_1k_2$ , hence the relative location of the two materials to the left or right (i.e. Fe-Pb and Pb-Fe) does not influence the temperature value  $U(L)$  at the right edge (see also [15]).

At the bottom of Figure 2, the temperature profiles for different interface locations and different material pairs are shown. The materials were chosen so that their thermal conductivities satisfy different relationships that are reflected in the slopes of the lines.

Table 1: Thermal properties of different materials.

Material (Symbol)	$k(W/m^\circ C)$	$\alpha^2 \times 10^4(m^2/s)$
Lead (Pb)	35	0.23673
Nickel (Ni)	70	0.22660
Iron (Fe)	73	0.20451
Magnesium (Mg)	156	0.88300
Aluminium (Al)	204	0.84010
Copper (Cu)	386	1.12530
Silver (Ag)	419	1.70140

For Fe-Cu:  $k_1 < k_2$ , Al-Mg:  $k_1 \simeq k_2$  (thermally similar), Ag-Pb:  $k_1 > k_2$  (see Table 1).

## 4 The transient problem

In order to solve the problem (1)-(7), we consider

$$U(x, t) = U^s(x) + \varphi(x, t), \quad 0 \leq x \leq L, \quad t \geq 0, \quad (20)$$

where  $U^s(x)$  is given by (17) or (15)-(16) and  $\varphi(x, t)$  satisfies the following initial and boundary problem with interface for  $t > 0$

$$\varphi_t(x, t) = \alpha_1^2 \varphi_{xx}(x, t), \quad 0 < x < l, \quad (21)$$

$$\varphi_t(x, t) = \alpha_2^2 \varphi_{xx}(x, t), \quad l < x < L, \quad (22)$$

$$\varphi(x, 0) = T_a - U^s(x), \quad 0 < x < L, \quad (23)$$

$$\varphi(0, t) = 0, \quad (24)$$

$$-k_2 \varphi_x(L, t) = h \varphi(L, t), \quad (25)$$

$$\varphi(l^-, t) = \varphi(l^+, t), \quad (26)$$

$$k_1 \varphi_x(l^-, t) = k_2 \varphi_x(l^+, t). \quad (27)$$

By using this representation, the transient terms can be viewed as "perturbations" to the steady-state.

The standard procedure of separation of variables is used to find  $\varphi(x, t)$ . Assuming the existence of  $X(x)$  and  $T(t)$  that satisfy, for  $t > 0$ ,

$$\varphi(x, t) = \begin{cases} X_1(x).T(t), & 0 \leq x \leq l, \\ X_2(x).T(t), & l < x \leq L, \end{cases} \quad (28)$$

and the following equations and conditions are ob-

tained:

$$X_1''(x) - \xi_1 X_1(x) = 0, \quad 0 < x < l, \quad (29)$$

$$X_2''(x) - \xi_2 X_2(x) = 0, \quad l < x < L, \quad (30)$$

$$\begin{aligned} T'(t) &= \xi_1 \alpha_1 T(t) \\ &= \xi_2 \alpha_2 T(t), \quad t > 0, \end{aligned} \quad (31)$$

$$X_1(0) = 0, \quad (32)$$

$$k_2 X_2'(L) + h X_2(L) = 0, \quad (33)$$

$$X_1(l^-) = X_2(l^+), \quad (34)$$

$$k_1 X_1'(l^-) = k_2 X_2'(l^+). \quad (35)$$

A solution to the above eigenvalue problem exists provided that  $\xi_i = -\lambda_i^2 < 0$ , and it follows that

$$X_1(x) = A_1 \sin(\lambda_1 x), \quad (36)$$

$$X_2(x) = A_2 \sin(\lambda_2 x) + B_2 \cos(\lambda_2 x), \quad (37)$$

$$T(t) = C_1 e^{-\lambda_1^2 \alpha_1^2 t} = C_2 e^{-\lambda_2^2 \alpha_2^2 t}, \quad (38)$$

where

$$\lambda_1 = \alpha \lambda_2, \quad \alpha = \sqrt{\frac{\alpha_2^2}{\alpha_1^2}} = \frac{\alpha_2}{\alpha_1}. \quad (39)$$

From now on, we denote  $\lambda = \lambda_2$  and, without loss of generality, it is assumed that  $A_1 = 1$ . Setting  $A = A_2$ ,  $B = B_2$  and  $C = C_2$  we have

$$X_1(x) = \sin(\alpha \lambda x), \quad (40)$$

$$X_2(x) = A \sin(\lambda x) + B \cos(\lambda x), \quad (41)$$

$$T(t) = C e^{-\lambda^2 \alpha^2 t}, \quad (42)$$

where  $\lambda > 0$  must satisfy the eigenvalue equation

$$\tan(\lambda L) = \frac{k_2 A x + h B}{k_2 B x - A h}, \quad x > 0, \quad (43)$$

or equivalently,

$$-\frac{k_2}{h} x = \frac{B + A \tan(\lambda L)}{A - B \tan(\lambda L)}, \quad x > 0. \quad (44)$$

From the two interface conditions, and letting

$$k = \frac{k_1}{k_2}, \quad (45)$$

it follows that

$$A = k \alpha \cos(\alpha \lambda x) \cos(\lambda x) + \sin(\alpha \lambda x) \sin(\lambda x), \quad (46)$$

$$B = \sin(\alpha \lambda x) \cos(\lambda x) - \lambda \alpha \cos(\alpha \lambda x) \sin(\lambda x). \quad (47)$$

Replacing (46)-(47) in equation (44), by algebraic computation the eigenvalue equation (44) can be written as

$$-\frac{k_2}{h}x = \frac{\tan(\alpha l x) + k\alpha \tan((L-l)x)}{k\alpha - \tan(\alpha l x) \tan((L-l)x)}, \quad (48)$$

for  $x > 0$ .

Lemmas 3- 5 show that the right hand side of the above equation (48) may be written as the tangent of a sum of two functions and, therefore, it has an infinite number of essential discontinuities. These results will be used in Theorem 6 to prove that there exist infinitely many solutions to (48).

**Lemma 3.** For  $\alpha, l, L, k > 0$  with  $L > l$ , the function  $f : D \subset (0, +\infty) \rightarrow \mathbb{R}$  defined by

$$f(x) = \text{atan}\left(\frac{\tan(\alpha l x)}{k\alpha}\right) + (L-l)x, \quad (49)$$

satisfies  $\mathbb{R}^+ \subseteq \text{Im}(f)$  where

$$D = [0, +\infty) - \{x_n, \quad n \in \mathbb{N}\}, \quad (50)$$

being

$$x_n = -\frac{\pi}{2\alpha l} + n \frac{\pi}{\alpha l}. \quad (51)$$

*Proof.* Consider the one-sided limits at the discontinuity points  $x_n$  given in (51). Since

$$\text{atan}\left(\frac{\tan(\alpha l x)}{k\alpha}\right) \in \left(-\frac{\pi}{2}, \frac{\pi}{2}\right), \quad (52)$$

it results that

$$\lim_{x \rightarrow x_n^-} f(x) = \frac{\pi}{2} + (L-l)x_n, \quad (53)$$

$$\lim_{x \rightarrow x_n^+} f(x) = -\frac{\pi}{2} + (L-l)x_n. \quad (54)$$

Therefore,

$$\lim_{x \rightarrow x_n^-} f(x) > \lim_{x \rightarrow x_n^+} f(x) \quad (55)$$

and since for  $x \in D$

$$f'(x) = \frac{l}{k \left[ 1 + \left( \frac{\tan(\alpha l x)}{k\alpha} \right)^2 \right] \cos^2(\alpha l x)} + L-l > 0, \quad (56)$$

it follows that  $f$  is increasing in the interval  $(0, x_1)$  and in each interval  $(x_n, x_{n+1})$ ,  $\forall n \in \mathbb{N}$ . On the

other hand, the first term of  $f$  is bounded, and  $L > l$ , then

$$\lim_{x \rightarrow +\infty} f(x) = +\infty. \quad (57)$$

From (55), (56) and (57) it follows that all positive real values are included in  $\text{Im}(f)$ , and the proof is completed.  $\square$

Different parameter values will produce functions  $f(x)$  defined in (49) having graphs of similar shape. The example below illustrates the behaviour for a particular case.

**Example 4.** Consider the expression of the function  $f$  given in (49) for the problem described by the equations (1)-(7) for a bar made of iron and lead (Fe-Pb). The particular parameter values for this example are included in Table 2.

Table 2: Parameter values for Example 4.

Parameter	Value
$L(m)$	5
$l(m)$	2
$k_1(W/m^\circ C)$	73
$k_2(W/m^\circ C)$	35
$\alpha_1^2(m^2/s)$	$0.20451 \times 10^{-4}$
$\alpha_2^2(m^2/s)$	$0.23673 \times 10^{-4}$
$h(W/(m^2^\circ C))$	10

Figure 3 shows the plots of the piecewise continuous function  $f$  given in (49) for this particular case

$$f(x) = \text{atan}\left(\frac{\tan(1.85892x)}{0.44562}\right) + 3x \quad (58)$$

along with  $y = 3x$  and

$$\text{atan}\left(\frac{\tan(1.85892x)}{0.44562}\right). \quad (59)$$

It can be seen that, although  $f$  has an infinite number of discontinuities due to the term  $\frac{\tan(1.85892x)}{0.44562}$ , the image of the function  $f$  (in red) includes all positive values. This will be crucial to prove that the equation (48) has infinitely many solutions.

**Lemma 5.** Given  $\alpha, L, l, k > 0$ , it follows that, for  $x > 0$

$$\frac{\tan(\alpha l x) + k\alpha \tan((L-l)x)}{k\alpha - \tan(\alpha l x) \tan((L-l)x)} = \tan(f(x)), \quad (60)$$

where  $f$  is defined in (49).

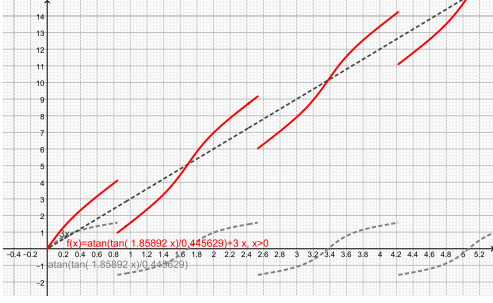


Figure 3: Red line:  $f(x) = \text{atan}\left(\frac{\tan(1.85892x)}{0.44562}\right) + 3x$ ,  
Grey dotted lines:  $y = 3x$  and  $\text{atan}\left(\frac{\tan(1.85892x)}{0.44562}\right)$ .

*Proof.* Consider  $f$  defined in (49). By using the formula for the tangent of a sum and some algebraic computations, it follows that

$$\begin{aligned} \tan(f(x)) &= \tan\left(\text{atan}\left(\frac{\tan(1.85892x)}{0.44562}\right) + 3x\right) \\ &= \frac{\tan\left(\text{atan}\left(\frac{\tan(\alpha x)}{k\alpha}\right)\right) + \tan((L-l)x)}{1 - \tan\left(\text{atan}\left(\frac{\tan(\alpha x)}{k\alpha}\right)\right) \tan((L-l)x)} \\ &= \frac{\frac{\tan(\alpha x)}{k\alpha} + \tan((L-l)x)}{1 - \frac{\tan(\alpha x)}{k\alpha} \tan((L-l)x)}. \end{aligned} \quad (61)$$

The equation (60) is obtained after multiplying the numerator and denominator in (61) by  $k\alpha$ .  $\square$

**Theorem 6.** Let  $k_2, h, \alpha, l, L, k > 0$ , with  $L > l$ . The equation

$$-\frac{k_2}{h}x = \frac{\tan(\alpha x) + k\alpha \tan((L-l)x)}{k\alpha - \tan(\alpha x) \tan((L-l)x)}, \quad x > 0, \quad (62)$$

has infinitely many positive solutions  $0 < x_1 < x_2 < \dots < x_n < \dots$ .

*Proof.* Lemma 3 and Lemma 5 allow to write

$$-\frac{k_2}{h}x = \tan(f(x)), \quad x > 0, \quad (63)$$

where  $f$  is defined in (49). Lemma 3 ensures that  $\mathbb{R}^+ \subseteq \text{Im}(f)$  implying that  $\tan(f(x))$  has an infinite number of branches that intersects the line  $y = -\frac{k_2}{h}x$  for  $x > 0$ .  $\square$

The following example illustrates solutions to Equation (48) for different setups.

**Example 7.** As for the previous example, a bar made of iron and lead (Fe-Pb) it is considered. All parameter values for this example are included in Table 3.

Table 3: Parameter values for Example 7.

Parameter	Value
$L(m)$	5
$l(m)$	2
$k_1(W/m^\circ C)$	73
$k_2(W/m^\circ C)$	35
$\alpha_1^2(m^2/s)$	$0.20451 \times 10^{-4}$
$\alpha_2^2(m^2/s)$	$0.23673 \times 10^{-4}$
$h(W/(m^2^\circ C))$	10
$F(^\circ C)$	150
$T_a(^\circ C)$	20

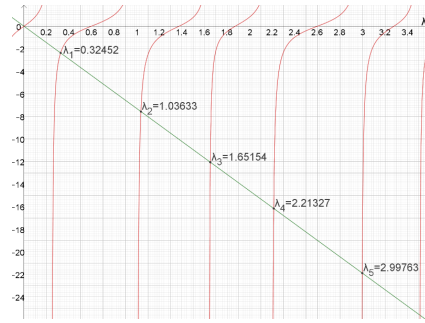


Figure 4: Solutions to Eq. (48) associated to the heat transfer with interface problem (1)-(8) for a Fe-Pb bar and modeling parameter values given in Table 3 (Example 7).

The eigenvalue problem (48) in this case becomes

$$-7.3x = \frac{\tan(1.8589x) + 0.44563 \tan(3x)}{0.44563 - \tan(1.8589x) \tan(3x)}, \quad (64)$$

some of its solutions are shown in Figure 4. Similar results are obtained for different bar compositions.

Figure 4 shows some of the solutions of the equations (64). These solutions might not be the first ones, since it could exist discontinuities on the right side of that do not appear in the plot due, for instance, to the discretization step.

**Theorem 8.** The initial-boundary value problem with a solid-solid interface, described by equations (1)-(7), has a unique solution of the form

$$U(x, t) = U^s(x) + \varphi(x, t), \quad 0 \leq x \leq L, \quad t \geq 0, \quad (65)$$

where  $U^s(x)$  is given by the expressions 17 (or 15-16) and

$$\varphi(x, t) = \begin{cases} \varphi_1(x, t), & 0 \leq x \leq l, \\ \varphi_2(x, t), & l < x \leq L, \end{cases} \quad (66)$$

for  $t > 0$ , being

$$\varphi_1(x, t) = \sum_{n=1}^{\infty} C_n \sin(\alpha \lambda_n x) e^{-\lambda_n^2 \alpha^2 t}, \quad (67)$$

$$\begin{aligned} \varphi_2(x, t) = \sum_{n=1}^{\infty} C_n [k \alpha \cos(\alpha \lambda_n l) \sin(\lambda_n(x-l)) \\ + \sin(\alpha \lambda_n l) \cos(\lambda_n(x-l))] e^{-\lambda_n^2 \alpha^2 t}, \end{aligned} \quad (68)$$

with

$$\begin{aligned} C_n = 2(T_a - F) \\ \frac{-\frac{\sin(\alpha \lambda_n l)}{\alpha \lambda_n} \frac{\mu h}{k_2} + \cos(\alpha \lambda_n l) \left(-1 + \frac{\mu h}{k_2} l\right) + 1}{\alpha \lambda_n l - \sin(\alpha \lambda_n l) \cos(\alpha \lambda_n l)}, \end{aligned} \quad (69)$$

for  $n \in N$  where  $\lambda_n$  are the solutions to the equation (48) and  $\mu$  is defined in (16).

*Proof.* Equations (28), (39)-(42), (45)-(48) and the superposition principle lead to Equations (66)-(68). From the initial condition (3) it follows that

$$T_a - U^s(x) = \sum_{n=1}^{\infty} C_n \sin(\alpha \lambda_n x), \quad 0 \leq x \leq l, \quad (70)$$

where the Fourier coefficients  $C_n$  are given by

$$C_n = \frac{\int_0^l (T_a - U^s(x)) \sin(\alpha \lambda_n x) dx}{\int_0^l \sin^2(\alpha \lambda_n x) dx}. \quad (71)$$

Using the dimensionless coefficient  $\mu$  defined in (16) and after some calculations, the equation (69) is obtained.  $\square$

## 5 Numerical simulations

The aim of this section is to illustrate the temperature behavior for the heat transfer process given by (1)-(7). The numerical solutions presented here are obtained by using a finite difference of second order centered in space and forward in time. This explicit method is stable and convergent for

$$\max\{\alpha_1^2, \alpha_2^2\} < \frac{(\Delta x)^2}{2\Delta t}, \quad (72)$$

where  $\Delta x$  and  $\Delta t$  are the discretization steps for the space and time, respectively [7].

A computational non-parallel scheme was programmed in Matlab. A regular partition is considered in space and time to discretize the equations, taking  $\Delta x = 0.01m$ . and  $\Delta t = 0.1s$ . so that  $\frac{(\Delta x)^2}{2\Delta t} = 5 \times 10^{-4}$  which is greater than all possible thermal diffusivity coefficients  $\alpha_1^2, \alpha_2^2$  considered for this work (see Table 1). The simulations are obtained in few seconds when using an Intel(R) Core(TM) i7-6700K 4.0GHz machine.

**Example 9.** Consider the problem described by the equations (1)-(8) with  $L = 1m$ , where the solid-solid interface is located at  $l = 0.3m$ , the heat transfer coefficient is  $h = 10 W/(m^2 \cdot ^\circ C)$ ,  $T_a = 25^\circ C$ , and the thermal source is  $F = 100^\circ C$ .

Figures 5-6 show the plots for the temperature profiles at the interface  $x = l$  and at the right boundary  $x = L$ , respectively, for a bar composed by different pairs of materials where the material at the left side of the bar is Pb (top) and Ag (bottom). From these figures, it can be seen that  $U(l, t) > U(L, t)$  for all  $t > 0$ , that agrees with the analytical solution given in (68). It is also observed that in all cases it requires some hours to achieve the steady-state, and it is reached earlier when more diffusive materials are involved. These observations are also consistent with the analytical solution, since the transient terms of the solution, (67)-(68) (and (38), (39), (42)) decay exponentially with the diffusivity coefficients which are of the order of  $10^{-4}$ .

In Figure 7 temperature profiles on the bar at  $t = 1h$  and at  $t = 15h$  are shown. Note that for the latter, the curves resemble piecewise linear functions, which correspond to the steady-state as shown in the analytical formula given in (17) and it is illustrated in Figure 3. The slopes depend on a particular combination of the conductivity values of the materials, the

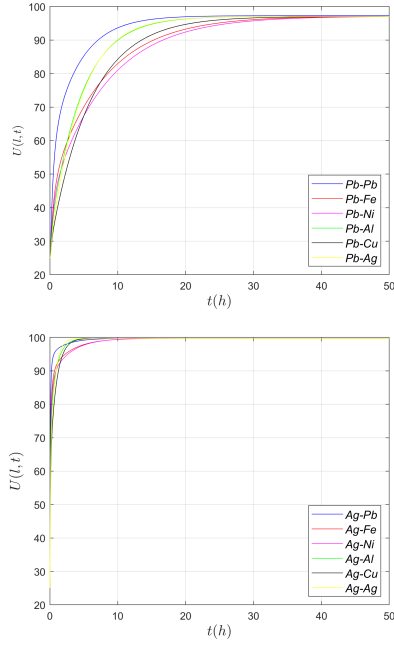


Figure 5: Temperature profiles at the interface point ( $l = 0.3 m$ ) for the Example 9 where the material at the left side of the bar is Pb (top) and Ag (bottom).

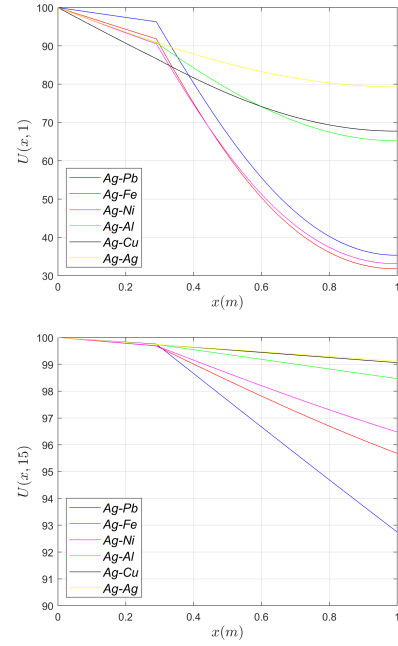


Figure 7: Bar temperature at  $t = 1h$  (top) and  $t = 15h$  (bottom) for the Example 9.

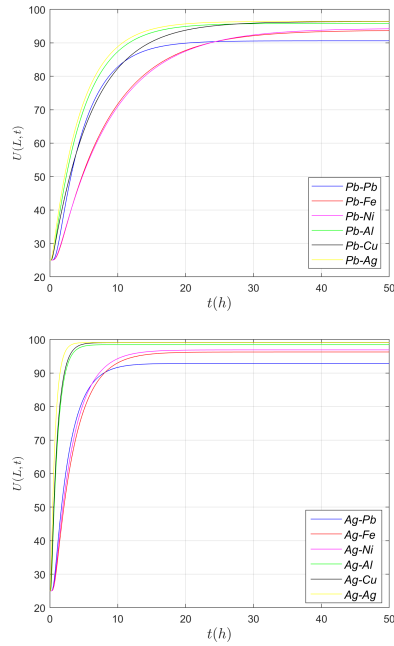


Figure 6: Temperature profiles at the free-end ( $x = L$ ) for the Example 9 where the material at the left side of the bar is Pb (top) and Ag (bottom).

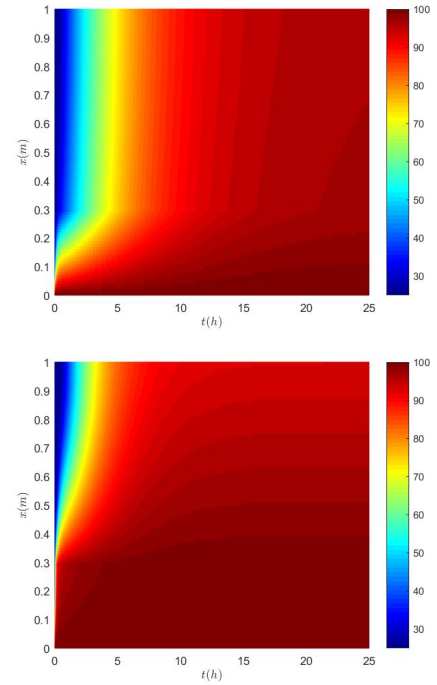


Figure 8: Temperature as function of space and time for the Example 9. Pb-Ag (top), Ag-Pb (bottom).



location of the interface and the source and room temperatures. This also agrees with the analytical solution given in (17), (65)-(68) since the transitory terms approaches zero with time.

Finally, in Figure 8 the temperatures for Pb-Ag (top) and Ag-Pb (bottom) as functions of space and time are plotted, where the horizontal axis represents the time in hours and the vertical axis represents the distance from the left boundary in meters. That is, for a fixed value of  $t$ , the temperature distribution of the bar at that time can be seen vertically, from the left edge  $x = 0$  (bottom line of the graph) to the right one,  $x = L$  (top line of the graph). On the other hand, taking a fixed value of  $x$ , one can see the evolution of the temperature at that point by looking at the corresponding horizontal line. Notice, in both cases, a change in the temperature behavior at the interface point ( $x = 0.3m$ ). Moreover, for  $x \leq 0.3m$ , the plot on bottom (Ag-Pb) shows that the temperature achieves higher values in a shorter period of time than for the corresponding one for Pb-Ag (top) under the same conditions. This observation is physically consistent to the fact that Ag is a more diffusive material than Pb. The materials for this example were chosen so that the differences in the behavior of the temperature function can be easily observed due to the large difference in their respective thermal diffusivities.

## 6 Conclusion

In this work, the solution to a heat transfer problem along a bar with a solid-solid interface is considered. This study pursues to provide a theoretical basement that can help to gain insight into the effect of interfaces on heat transfer processes, from the mathematical point of view. A perfect assembly between the two parts are considered, so that differences between the analytical solution and experimental measurements will provide an amount of thermal dissipation between the two materials, that would be useful to model tension and roughness at the interface as well as solid-solid thermal resistance. The problem is described by an initial value parabolic partial differential equation with interface and Dirichlet and Robin boundary conditions. The analytical expression for the solution is derived where the steady-state form is explicitly included. The transient part of the solution is obtained which depends on the solution of a Sturm-Liouville problem. The existence of an infinite number of solutions to the eigenvalue problem is demon-

strated and it is the most important result of this work. Also, an illustrative example is included.

Numerical simulations are conducted by using an explicit finite difference scheme where its convergence and stability properties are discussed. Numerical results are consistent with analytical solutions and physical interpretations.

Future works might include, among others, the study of mathematical models for the thermal behavior at the interface and how the imperfections or roughness at the solid-solid interface can change the temperature distribution at the bar. Also, extensions to 2D and 3D analysis and/or the problem for two or more interfaces can be conducted.

**Acknowledgements:** The research was supported by the Universidad de San Martín, Universidad Austral and, in the case of the first and third authors, by SOARD/AFOSR (Grant FA9550-18-1-0523). The second author acknowledges support from European Union's Horizon 2020 Research and Innovation Programme under the Marie Skłodowska-Curie Grant Agreement No. 823731 CONMECH and by the Project PIP No. 0275 from CONICET-UA, Rosario, Argentina.

## References:

- [1] V. Barturkin, Micro-satellites thermal control-concepts and components, *Acta Astronaut.* 56(1-2), 2005, pp. 161–170. doi:10.1016/j.actaastro.2004.09.003
- [2] D.G. Cahill, W.K. Ford, K.E. Goodson, G.D. Mahan, A. Majumdar, H.J. Maris, R. Merlin and S.R. Phillpot, Nanoscale thermal transport, *J. Appl. Phys.* 93(2), 2003, pp. 793–818. doi:10.1063/1.1524305
- [3] D.D.L. Chung, Thermal interface materials. *J. Mater. Eng. Perform.* 10(1), 2001, pp. 56–59. doi:10.1361/105994901770345358
- [4] J. Höller, J. Niedermeyer, C. Redenbach, N. Ecke, A.K. Schlarb, H. Andrä and P. Klein, The effective thermal conductivity of double-reinforced composites, *Heat Mass Transf.* 56, 2020, pp. 2847–2857. doi:10.1007/s00231-020-02897-8
- [5] J. Hristov, Thermal Impedance at the Interface of Contacting Bodies: 1-D Example Solved by Semi-Derivatives, *Therm. Sci.* 16(2), 2012, pp. 623–627. doi.org/10.2298/tsci111125017h

- [6] H.Y. Ma, P.X. Zhu, S.G. Zhou, J.Xu, W.F.Huang, H.M.Yang, J.X.Guo and M.J.Chen, Preliminary Research on Pb-Sn-Al Laminated Composite Electrode Materials Applied to Zinc Electrodeposition, *Adv. Mat. Res.* 150, 2010, pp. 303–308. doi:10.4028/www.scientific.net/AMR.150-151.303
- [7] K.W. Morton and D.F. Mayers, *Numerical solution of partial differential equations*, Cambridge University Press, Cambridge 2005. doi:10.1017/CBO9780511812248
- [8] M.N. Özisik, *Heat conduction*, John Wiley & Sons, New York 1993.
- [9] K.N. Prabhu, S.T. Kumar, N. Venkataraman, Heat Transfer at the Metal/Substrate Interface During Solidification of Pb-Sn Solder Alloys, *J. Mater. Eng. Perform.* 11(3), 2002, pp. 265–273. doi:10.1361/105994902770344051
- [10] G. Ramesh, K.N. Prabhu, Heat transfer at the casting/chill interface during solidification of commercially pure Zn and Zn base alloy (ZA8), *Int. J. Cast Met. Res.* 25(3), 2012, pp. 160–164. doi:10.1179/1743133611Y.0000000026
- [11] R.K. Shervedani, A.Z. Isfahani, R. Khodavisy, A. Hatefi-Mehrjardi, Electrochemical investigation of the anodic corrosion of Pb–Ca–Sn–Li grid alloy in H<sub>2</sub>SO<sub>4</sub> solution, *J. Power Sources.* 164(2), 2007, pp. 890–895. doi:10.1016/j.jpowsour.2006.10.105
- [12] J.N. Silva, D.J. Moutinho, A.L. Moreira, I.L. Ferreira, O.L. Rocha, Determination of heat transfer coefficients at metal–mold interface during horizontal unsteady-state directional solidification of Sn–Pb alloys, *Mater. Chem. Phys.* 130(1–2), 2011, pp. 179–185. doi:10.1016/j.matchemphys.2011.06.032
- [13] R.J. Stevens, L.V. Zhigilei, P.M. Norris, Effects of temperature and disorder on thermal boundary conductance at solid–solid interfaces: Nonequilibrium molecular dynamics simulations, *Int. J. Heat Mass Transf.* 50(19–20), 2007, pp. 3977–3989. doi:10.1016/j.ijheatmasstransfer.2007.01.040
- [14] G.F. Umbricht, D. Rubio, R. Echarri, C. El Hasi, A Technique To Estimate The Transient Coefficient of Heat Transfer by Convection, *Lat. Am. Appl. Res.* 50(3), 2020, pp. 229–234. doi:10.52292/j.laar.2020.179
- [15] G.F. Umbricht, D. Rubio, D.A. Tarzia, Estimation technique for a contact point between two materials in a stationary heat transfer problem, *Math. Model. Eng. Probl.* 7(4), 2020, pp. 607–613. doi:10.18280/mmep.070413
- [16] G.F. Umbricht, D. Rubio, D.A. Tarzia. Estimation of a thermal conductivity in a stationary heat transfer problem with a solid-solid interface, *Int. J. Heat Technol.* 39(2), 2021, pp. 337–344. doi:10.18280/ijht.390202
- [17] S. Volz, J. Saulnier, G. Cheng, P. Beauchamp, Computation of thermal conductivity of Si/Ge superlattices by molecular dynamics techniques, *Microelectronics J.* 31(9–10), 2000, pp. 815–819. doi:10.1016/S0026-2692(00)00064-1
- [18] D.K. Ward, W.A. Curtin, Y. Qi, Aluminum–silicon interfaces and nanocomposites: A molecular dynamics study, *Compos. Sci. Technol.* 66(9), 2006, pp. 1151–1161. doi:10.1016/j.compscitech.2005.10.024
- [19] P. Yang, N.B. Liao, C. Li, S.H. Shang, Multi-scale Modeling and Numerical Analysis of Thermal Behavior of Cu–Al Interface Structure in Micro/nano Manufacturing, *Int. J. Nonlinear Sci. Numer. Simul.* 10(4), 2009, pp. 483–491. doi:10.1515/IJNSNS.2009.10.4.483
- [20] J. Yu, A.L. Yee, R.E. Schwall, Thermal conductance of Cu/Cu and Cu/Si interfaces from 85 K to 300 K, *Cryog.* 32(7), 1992, pp. 610–615. doi:10.1016/0011-2275(92)90291-H
- [21] S. Zhai, P. Zhang, Y. Xian, J. Zeng, B. Shi, Effective thermal conductivity of polymer composites: Theoretical models and simulation models, *Int. J. Heat Mass Transf.* 117, 2018, pp. 358–374. doi:10.1016/j.ijheatmasstransfer.2017.09.067
- [22] L. Zhang, P. Yang, M. Chen, N. Liao, Numerical investigation on thermal properties at Cu–Al interface in micro/nano manufacturing, *Appl. Surf. Sci.* 258(8), 2012, pp. 3975–3979. doi:10.1016/j.apsusc.2011.12.075
- [23] Y. Zeng, J. Dong, J.M. Khodadadi, Thermal coupling-decoupling mechanism of heat transfer across van der Waals interfaces in n-eicosane, *Int. J. Heat Mass Transf.* 164, 2021, 120603. doi:10.1016/j.ijheatmasstransfer.2020.120603