

Efficient and Robust Semi-supervised Estimation of ATE with Partially Annotated Treatment and Response

Jue Hou¹, Rajarshi Mukherjee¹, and Tianxi Cai^{1,2}

¹Department of Biostatistics, Harvard T. H. Chan School of Public Health

²Department of Biomedical Informatics, Harvard Medical School

Abstract

A notable challenge of leveraging Electronic Health Records (EHR) for treatment effect assessment is the lack of precise information on important clinical variables, including the treatment received and the response. Both treatment information and response often cannot be accurately captured by readily available EHR features and require labor intensive manual chart review to precisely annotate, which limits the number of available gold standard labels on these key variables. We consider average treatment effect (ATE) estimation under such a semi-supervised setting with a large number of unlabeled samples containing both confounders and imperfect EHR features for treatment and response. We derive the efficient influence function for ATE and use it to construct a semi-supervised multiple machine learning (SMMAL) estimator. We showcase that our SMMAL estimator is semi-parametric efficient with B-spline regression under low-dimensional smooth models. We develop the adaptive sparsity/model doubly robust estimation under high-dimensional logistic propensity score and outcome regression models. Results from simulation studies support the validity of our SMMAL method and its superiority over supervised benchmarks.

Keywords: semi-parametric efficiency, double robustness, high-dimensional regression, semi-supervised learning.

1 Introduction

The 21st Century Cures Act and the Prescription Drug User Fee Act VII have shone spotlight on the use of real-world evidence, generated from real-world data, to support regulatory-decision making on drug effectiveness. Large scale electronic health records (EHR) data are being increasingly used for creating the real-world evidence for treatment effectiveness or efficacy (Franklin et al., 2021). Using EHR data to infer treatment effect, however, is highly challenging. In addition to the observational nature, another notable challenge in leveraging EHR for treatment effect assessment lies in the curation of key clinical variables, including

the treatment being investigated and the outcome of interest. Response variables such as disease progression may not be well represented by readily available EHR features (Bartlett et al., 2019). Treatment information can be partially captured but not always accurately reflected by medication prescription codes. New therapies may not be well coded in the early adoption stage and treatment initiation may be later than prescription date due to external factors such as insurance approval delay.

Although it is possible to improve treatment or response definition by combining multiple EHR features through rule based or machine learning algorithms, these EHR derived features are at best good surrogates for approximating the true treatment or response information at patient level. Directly using these surrogates for treatment and outcome which would potentially induce bias in the subsequent analysis (Beaulieu-Jones et al., 2020). On the other hand, precisely curating treatment and response variables via manual chart review by domain expert is resource intensive, leading to limited sample size for gold standard labels on these key variables. It is thus of great interest to develop robust semi-supervised learning (SSL) procedures to derive unbiased and efficient inference about the average treatment effect (ATE), leveraging both the small number of gold standard labels and the large sized unlabeled data on the surrogates and confounders.

Additional challenges arise from the high dimensionality of potential confounders. Unlike traditional cohort studies with a pre-specified number of clinical variables, EHR is able to capture a broader range and larger number of confounding factors (Hou et al., 2021). In addition, multiple EHR features may be needed to represent one specific clinical variable, further amplifying the dimensionality of features need to capture candidate confounds. Modeling the propensity score (PS) along with the outcome regression (OR) in the presence of high dimensionality and potential model mis-specification is highly challenging. To the best of our knowledge, no methods currently exist to estimate ATE under the SSL setting when both the treatment group, denoted by A , and the response, denoted by Y , are only observed in a small subset of patients. For conciseness, we refer to this specific SSL setting as *double missing SSL*. In this paper, we fill in the methodology gap by proposing **Semi-supervised Multiple MAchine Learning** (SMMAL) estimators for ATE that leverage both the fully observed surrogates for Y and A , denoted by \mathbf{S} , and the partially observed gold standard labels on Y and A .

Under the supervised setting where both A and Y are observed, much progress have been made in recent years on ATE estimation with confounding adjustment from machine-learning and/or high-dimensional regression. In the low-dimensional setting, the estimation of ATE is a well studied problem including procedures that achieve semi-parametric efficiency and double robustness (Robins et al., 1994; Bang and Robins, 2005). Extension to the high-dimensional setting, however, is not straightforward due to the slower convergence rates in the estimated model parameters and the difficulty imposed by not only the bias and variance trade-off in the process of regularization but also the inherent information theoretic barriers on obtaining fast enough estimation rates in high dimensional problems. Similar challenges arise when incorporating more flexible machine-learning models to overcome model mis-specifications. Following intuitions parallel to the low-dimensional setting, flexible approaches for confounder adjustments have been proposed via modeling of PS and OR, including L_1 regularized regression (Farrell, 2015), neural network (Farrell et al., 2021), and a general machine learning framework (Chernozhukov et al., 2018). To overcome the

high dimensionality, several methods require consistent estimation for PS and OR, which translates to proper model specification and sparsity for high-dimensional regressions (Belloni et al., 2013; Liu et al., 2021; Hou et al., 2021; Belloni et al., 2017, e.g.). To improve the robustness, Tan (2020) designed a calibrated estimation that leads to valid inference for the average treatment effect even if one of the high-dimensional logistic PS or linear OR model is mis-specified. Smucler et al. (2019) formalized the concept of double robustness in high-dimensional setting by defining the sparsity double robustness and model double robustness properties; and also generalized the idea of Tan (2020) to a wide range of PS and OR models. Bradic et al. (2019) established a sharper sparsity double robustness property of the calibrated estimation. Unlike the double model approaches listed above, Wang and Shah (2020) considered a single model approach in which they debiased the regularized PS model in the inverse probability of treatment weighting estimator to achieve \sqrt{n} -inference.

Semi-supervised estimation for ATE is less well studied with existing literature focusing almost entirely on the setting where Y is observed for patients in the labeled set of size n but A and proxies of Y along with confounders \mathbf{X} are observed for all subjects of size N , where $n \ll N$. Thus, the missingness proportion for Y tends to 1 when $N \rightarrow \infty$, which sets it apart from standard analyses for classical missing data settings. For example, SSL estimators for the ATE have been proposed by Cheng et al. (2021) when Y is missing-completely-at-random and by Zhang et al. (2021) and Kallus and Mao (2020) when Y is missing-at-random. However, these methods cannot be easily adapted to the setting where both Y and A are missing. The missingness in A has a fundamental difference from the missingness in Y since treatment is an internal node in the causal pathway “confounder-treatment-outcome”. Missing A along with Y triggers a complex reshuffle of the dependence structure.

In this paper, we propose an efficient and robust SSL estimator for ATE when both Y and A are only observed for the labeled subset but the confounders \mathbf{X} and surrogates for Y and A are observed for all N patients. We derive the SMMAL estimator by first deriving the efficient influence function for the ATE under this SSL setting and then constructing a cross-fitted multiple machine learning estimator. We subsequently provide a formal characterization of semi-parametric efficiency under the SSL setting with the SMMAL estimator coupled to B-spline regressions over low-dimensional space. We also design a doubly robust estimator with a two-layer cross-fitted calibrated estimation for high-dimensional logistic PS and OR models. Via cross-fitting and a truncation in calibration weights, we do not require the sparsity assumption in the first-layer estimation for PS and OR. We further show that our doubly robust SMMAL estimator is adaptively doubly robust, rate doubly robust when both PS and OR models are correct and model doubly robust when one of them is correct. The SMMAL estimator also does not require correct specifications of the imputation models for A and Y given $\mathbf{W} = (\mathbf{X}^\top, \mathbf{S}^\top)^\top$.

In view of the discussion above, we list our key contributions herein:

1. We formalize the efficient estimation under SSL setting with a decaying labeling rate. Our theory justifies the efficiency claims of existing works and can provide benchmark for future work in this direction. A discussion regarding the subtleties and challenges involved in this formalization and subsequent analyses can be found in Remark 2.
2. We lay out a general approach for efficient SSL with complex missing data structure.

Our general approach is particularly convenient when the missingness-induced correlation renders typical projection approach difficult. A explanation of the challenge from missing treatment can be found in Remark 1, and the general framework is given in Section 6.

3. We make progresses in the doubly robust estimation with high-dimensional confounders with an adaptive sparsity/model double robustness result and removal of sparsity requirement in initial estimation. The comparison with related work can be found in Remark 3.

The remainder of the paper is organized as follows. We introduce our causal inference structure under the SSL setting along with the notations in Section 2. In Section 3, we first present the efficient influence function, followed by the multiple machine learning estimator and the model multiply robust estimator derived from the efficient influence function. In Section 3, we state the theoretical guarantees of the \sqrt{n} -inference on the average treatment effect from our methods, whose proofs are provided in the Supplementary Materials. We also established the semi-parametric efficiency bound for the SSL of average treatment effect with missing treatment and outcome in low-dimensional space. In Section 5, we assess the finite sample performance of our SSL methods and compare them to supervised benchmarks. In Section 6, we offer the generalization of our work to the SSL of other parameters under arbitrary missingness patterns. Finally we conclude with a brief discussion in Section 7.

2 Setting and notation

For the i -th observation, $Y_i \in \mathbb{R}$ denotes the outcome variable, $A_i \in \{0, 1\}$ denotes the treatment group indicator, $R_i \in \{0, 1\}$ indicates whether (Y_i, A_i) is observed, $\mathbf{S}_i \in \mathbb{R}^q$ denotes the surrogates for Y_i and A_i , and $\mathbf{X}_i \in \mathbb{R}^{p+1}$ denotes the vector of (potential) confounders with the first element being 1. We use the notations without the subscript indices to denote the generic versions of these random variables. We observe N independent and identically distributed (i.i.d.) observations, $\mathcal{D} = \{\mathbf{D}_i = (R_i, R_i Y_i, R_i A_i, \mathbf{W}_i^\top)^\top, i = 1, \dots, N\}$, where $\mathbf{W}_i = (\mathbf{X}_i^\top, \mathbf{S}_i^\top)^\top$. We assume that the labeled subjects are randomly sampled by design

$$R \perp\!\!\!\perp (Y, A, \mathbf{X}, \mathbf{S}) \tag{1}$$

and the number of labelled sample is n with the proportion of labeled observation being $\rho = \mathbb{E}(R) \in (0, 1)$ with $\rho \rightarrow 0$ as $N \rightarrow \infty$. We choose the missing-completely-at-random (MCAR) formulation (1) to better connect with existing literature on semi-parametric estimation and missing data. The results under MCAR, through concentration of measure arguments, are largely applicable to the other formulation like first n samples $R_i = I(i \leq n)$ or sampling without replacement

$$\mathbb{P}(R_1 = r_1, \dots, R_N = r_N) = \prod_{i=1}^N \left(\frac{n - \sum_{j < i} r_j}{N - i + 1} \right)^{r_i} \left(1 - \frac{n - \sum_{j < i} r_j}{N - i + 1} \right)^{1-r_i}, \sum_{i=1}^N r_i = n$$

for a deterministic sequence n .

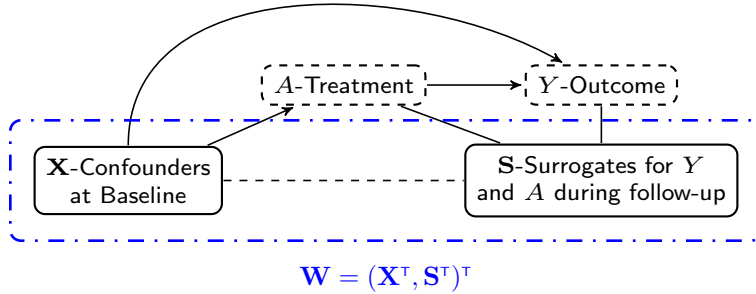


Figure 1: Causal diagrams of SSL setting with missing treatment and outcome. The surrogates \mathbf{S} should associate with A and Y to provide information about them through the unlabeled data. The baseline confounders \mathbf{X} may or may not associate with \mathbf{S} .

We define the ATE over the full population as

$$\Delta_* = \mathbb{E} \{ \mathbb{E}(Y \mid \mathbf{X}, A = 1) - \mathbb{E}(Y \mid \mathbf{X}, A = 0) \}. \quad (2)$$

To ensure the proper causality of the definition in (2), we adopt the typical counterfactual outcome framework and its standard assumptions (Imbens and Rubin, 2015; Hernan and Robins, 2023). Let $Y(a)$ be the counterfactual outcome with treatment set as a , for $a \in \{0, 1\}$. The ATE defined by the counterfactual outcome is

$$\Delta_* = \mathbb{E} (Y^{(1)} - Y^{(0)}) . \quad (3)$$

Under the following assumptions, the definitions (2) and (3) are equivalent.

Assumption 1. (a) Consistency: $Y = Y^{(A)}$;

(b) Ignorability: $(Y^{(1)}, Y^{(0)}) \perp\!\!\!\perp A \mid \mathbf{X}$.

The surrogates \mathbf{S} are not involved in the definition of the ATE, as they are collected after treatment initiation. We place no stringent causal assumption regarding \mathbf{S} and only require that \mathbf{S} is predictive for A and Y . We illustrate the causal relationship among the variables in Figure 1. Throughout the paper, we assume (1) and Assumption 1 without explicit reference.

3 SMMAL Estimation

We start by presenting in Section 3.1 the efficient influence function under the double missing SSL setting. The formalization of efficiency will be justified later in Section 4.2 and the term efficient influence function here has been heuristically borrowed from classical missing data setting by existing literature in SSL setting (Cheng et al., 2021; Kallus and Mao, 2020). Then, we discuss the estimation of ATE with different ways of estimating the nuisance models involved in the efficient influence function in Section 3.2 for low-dimensional \mathbf{X} and in Section 3.3 for high-dimensional \mathbf{X} . Cross-fitting is a strategy adopted for both settings, where we split the data into K (e.g. $K = 10$) folds of approximately equal size. For $k = 1, \dots, K$, we let \mathcal{I}_k denote the index set for the k th fold of the data with size $N_k = |\mathcal{I}_k|$ and let $\mathcal{I}_k^c = \{1, \dots, N\} \setminus \mathcal{I}_k$, where $|\mathcal{I}|$ denotes the cardinality of \mathcal{I} .

3.1 The efficient influence function

We define the following nuisance models:

$$\begin{aligned} \text{PS:} \quad & \mathbb{P}(A = a \mid \mathbf{X}) = \pi(a, \mathbf{X}), & \text{OR:} \quad & \mathbb{E}(Y \mid A = a, \mathbf{X}) = \mu(a, \mathbf{X}), \\ \text{Imputations:} \quad & \mathbb{P}(A = a \mid \mathbf{W}) = \Pi(a, \mathbf{W}), & & \mathbb{E}(Y \mid A = a, \mathbf{W}) = m(a, \mathbf{W}). \end{aligned}$$

We use the subscript star to indicate the true models, π_* , μ_* , Π_* , m_* . Starting from the efficient influence function with complete observation of treatment and outcome (Robins et al., 1994; Kallus and Mao, 2020),

$$\phi_{\text{cmp}}(Y, A, \mathbf{X}) = \mu_*(1, \mathbf{X}) - \mu_*(0, \mathbf{X}) + \frac{\mathbb{I}(A = 1)}{\pi_*(1, \mathbf{X})} \{Y - \mu_*(1, \mathbf{X})\} - \frac{\mathbb{I}(A = 0)}{\pi_*(0, \mathbf{X})} \{Y - \mu_*(0, \mathbf{X})\} - \Delta_*,$$

we produce the efficient influence function through the following mapping

$$\begin{aligned} & \phi_{\text{SSL}}(Y, A, \mathbf{W}, R) \\ &= \mathbb{E}\{\phi_{\text{cmp}}(Y, A, \mathbf{X}) \mid \mathbf{W}\} + \frac{R}{\rho} [\phi_{\text{cmp}}(Y, A, \mathbf{X}) - \mathbb{E}\{\phi_{\text{cmp}}(Y, A, \mathbf{X}) \mid \mathbf{W}\}] \quad (4) \\ &= \mu_*(1, \mathbf{X}) + \frac{\Pi_*(1, \mathbf{W})}{\pi_*(1, \mathbf{X})} \{m_*(1, \mathbf{W}) - \mu_*(1, \mathbf{X})\} \\ &\quad - \mu_*(0, \mathbf{X}) - \frac{\Pi_*(0, \mathbf{W})}{\pi_*(0, \mathbf{X})} \{m_*(0, \mathbf{W}) - \mu_*(0, \mathbf{X})\} - \Delta_* \\ &\quad + \frac{R\{\mathbb{I}(A = 1)Y - \mathbb{I}(A = 1)\mu_*(1, \mathbf{X}) - \Pi_*(1, \mathbf{W})m_*(1, \mathbf{W}) + \Pi_*(1, \mathbf{W})\mu_*(1, \mathbf{X})\}}{\rho\pi_*(1, \mathbf{X})} \\ &\quad - \frac{R\{\mathbb{I}(A = 0)Y - \mathbb{I}(A = 0)\mu_*(0, \mathbf{X}) - \Pi_*(0, \mathbf{W})m_*(0, \mathbf{W}) + \Pi_*(0, \mathbf{W})\mu_*(0, \mathbf{X})\}}{\rho\pi_*(0, \mathbf{X})}. \quad (5) \end{aligned}$$

In (4), $\mathbb{E}\{\phi_{\text{cmp}}(Y, A, \mathbf{X}) \mid \mathbf{W}\}$ is the maximal information on ATE from the unlabeled data with a known imputation model, and the second term is the price for training the best imputation model over the labeled data. We defer the rigorous derivation of this procedure to Section 6.

The efficient influence function in the missing data context is usually derived by projecting an arbitrary initial influence function to the nuisance tangent space and subtract the projection from the initial influence function (Tsiatis, 2007). The approach has been applied to the SSL setting with missing outcome by first deriving the efficient influence function under missing data setting and then taking limit $n/N \rightarrow 0$ for SSL setting (Kallus and Mao, 2020). However, existing derivations of efficient influence function cannot be directly applied to the SSL setting with ρ tending to 0 but not exactly 0. Moreover, the projection involved in deriving the efficient influence function becomes highly challenging if the missing component is a non-terminal node in the causal diagram. In our setting, \mathbf{S} is the only terminal node, and both missing components Y and A are non-terminal nodes. Additional challenges arise while conceptualizing semi-parametric efficiency in the $\rho \rightarrow 0$ setting. In the Section 4.2, we address these issues by developing a asymptotic local minimax result similar to Begun et al. (1983) to demonstrate the optimality of our claimed efficient influence function. We further highlight the detailed technical challenges in deriving ϕ_{SSL} .

3.2 SMMAL Procedure

Inspired by the double machine learning estimation (Chernozhukov et al., 2018) based on ϕ_{cmp} , we propose the following SMMAL estimator for ATE:

1. For each labelled fold k , we estimate the nuisance models by the out-of-fold data \mathcal{I}_k^c , obtaining $\widehat{\pi}^{(k)}$, $\widehat{\mu}^{(k)}$, $\widehat{\Pi}^{(k)}$, $\widehat{m}^{(k)}$;
2. Estimate the ATE by

$$\begin{aligned} \widehat{\Delta}_{\text{SMMAL}} &= \frac{1}{N} \sum_{k=1}^K \sum_{i \in \mathcal{I}_k} \widehat{\mathcal{V}}_{ik}, \\ \widehat{\mathcal{V}}_{ik} &= \widehat{\mu}^{(k)}(1, \mathbf{X}_i) + \frac{\widehat{\Pi}^{(k)}(1, \mathbf{W}_i)}{\widehat{\pi}^{(k)}(1, \mathbf{X}_i)} \{ \widehat{m}^{(k)}(1, \mathbf{W}_i) - \widehat{\mu}^{(k)}(1, \mathbf{X}_i) \} \\ &\quad - \widehat{\mu}^{(k)}(0, \mathbf{X}_i) - \frac{\widehat{\Pi}^{(k)}(0, \mathbf{W}_i)}{\widehat{\pi}^{(k)}(0, \mathbf{X}_i)} \{ \widehat{m}^{(k)}(0, \mathbf{W}_i) - \widehat{\mu}^{(k)}(0, \mathbf{X}_i) \} \\ &\quad + \frac{R_i \{ A_i Y_i - A_i \widehat{\mu}^{(k)}(1, \mathbf{X}_i) \}}{\rho \widehat{\pi}^{(k)}(1, \mathbf{X}_i)} - \frac{R_i \{ (1 - A_i) Y_i - (1 - A_i) \widehat{\mu}^{(k)}(0, \mathbf{X}_i) \}}{\rho \widehat{\pi}^{(k)}(0, \mathbf{X}_i)} \\ &\quad - \frac{R_i \{ \widehat{\Pi}^{(k)}(1, \mathbf{W}_i) \widehat{m}^{(k)}(1, \mathbf{W}_i) - \widehat{\Pi}^{(k)}(1, \mathbf{W}_i) \widehat{\mu}^{(k)}(1, \mathbf{X}_i) \}}{\rho \widehat{\pi}^{(k)}(1, \mathbf{X}_i)} \\ &\quad + \frac{R_i \{ \widehat{\Pi}^{(k)}(0, \mathbf{W}_i) \widehat{m}^{(k)}(0, \mathbf{W}_i) - \widehat{\Pi}^{(k)}(0, \mathbf{W}_i) \widehat{\mu}^{(k)}(0, \mathbf{X}_i) \}}{\rho \widehat{\pi}^{(k)}(0, \mathbf{X}_i)}. \end{aligned} \quad (6)$$

3. Estimate the variance of $n^{\frac{1}{2}}(\widehat{\Delta}_{\text{SMMAL}} - \Delta_*)$ by

$$\widehat{\mathcal{V}}_{\text{SMMAL}} = \frac{\rho}{N} \sum_{k=1}^K \sum_{i \in \mathcal{I}_k} (\widehat{\mathcal{V}}_{ik} - \widehat{\Delta}_{\text{SMMAL}})^2. \quad (7)$$

As $\rho \rightarrow 0$, $\widehat{\mathcal{V}}_{\text{SMMAL}}$ is dominated by the variability from terms with R_i/ρ . The $(1 - \alpha) \times 100\%$ confidence interval for ATE can be constructed with $\widehat{\Delta}_{\text{SMMAL}}$ and $\widehat{\mathcal{V}}_{\text{SMMAL}}$,

$$\left[\widehat{\Delta}_{\text{SMMAL}} - \mathcal{Z}_{\alpha/2} \sqrt{\widehat{\mathcal{V}}_{\text{SMMAL}}/n}, \widehat{\Delta}_{\text{SMMAL}} + \mathcal{Z}_{\alpha/2} \sqrt{\widehat{\mathcal{V}}_{\text{SMMAL}}/n} \right]$$

where $\mathcal{Z}_{\alpha/2}$ is the $1 - \alpha/2$ quantile of standard normal distribution.

Similar to existing results in double machine learning literature, any estimators for the nuisance models with suitable rates of consistency can be used in our proposal as well. For low-dimensional \mathbf{W} and smooth nuisance models, we can choose B-spline regression with proper order and degrees. Precise discussions on these rates, related conditions for general estimators and relevant smoothness classes for B-spline regression are collected in Section 4.2.

3.3 Doubly Robust SMMAL Construction in high-dimensions

We next discuss a specific construction of the SMMAL estimator when the dimensions p and q grow with n and p may be larger than n . We focus on the binary Y and put the high-dimensional logistic regression models on the nuisance models

$$\begin{aligned}\pi(1, \mathbf{X}) &= g(\boldsymbol{\alpha}^\top \mathbf{X}); \quad \mu(a, \mathbf{X}) = g(\boldsymbol{\beta}_a^\top \mathbf{X}), \quad a = 0, 1; \\ \Pi(1, \mathbf{W}) &= g(\boldsymbol{\xi}^\top \mathbf{X}); \quad m(a, \mathbf{W}) = g(\boldsymbol{\zeta}_a^\top \mathbf{W}), \quad a = 0, 1,\end{aligned}$$

with $g(x) = 1/(1 + e^{-x})$, $\dot{g}(x) = e^x/(1 + e^x)^2$, and $\ell(y, x) = \log(1 + e^x) - yx$. Other types of generalized linear models may also be derived accordingly. Inspired by the model doubly robust estimation (Smucler et al., 2019), we propose the following doubly robust SMMAL estimator for Δ_* under the above nuisance models, denoted by $\widehat{\Delta}_{\text{DR}}$:

1. For each labelled fold k , we estimate the imputation models by the Lasso over out-of-fold data \mathcal{I}_k^c ,

$$\begin{aligned}\widehat{\boldsymbol{\xi}}^{(k)} &= \underset{\boldsymbol{\xi} \in \mathbb{R}^{p+q+1}}{\operatorname{argmin}} \frac{\sum_{i \in \mathcal{I}_k^c} R_i \ell(A_i, \boldsymbol{\xi}^\top \mathbf{W}_i)}{\sum_{i \in \mathcal{I}_k^c} R_i} + \lambda_\eta \|\boldsymbol{\xi}\|_1, \quad \lambda_\eta \asymp \sqrt{\log(p+q)/n}, \\ \widehat{\boldsymbol{\zeta}}_a^{(k)} &= \underset{\boldsymbol{\zeta} \in \mathbb{R}^{p+q+1}}{\operatorname{argmin}} \frac{\sum_{i \in \mathcal{I}_k^c} \mathbb{I}(A_i = a) R_i \ell(Y_i, \boldsymbol{\zeta}^\top \mathbf{W}_i)}{\sum_{i \in \mathcal{I}_k^c} \mathbb{I}(A_i = a) R_i} + \lambda_\zeta \|\boldsymbol{\zeta}\|_1, \quad \lambda_\zeta \asymp \sqrt{\log(p+q)/n};\end{aligned}\quad (8)$$

2. For each labelled fold pair (k_1, k_2) , we estimate the initial PS and OR models by the Lasso over out-of-two-folds data $\mathcal{I}_{k_1, k_2}^c = (\mathcal{I}_{k_1} \cup \mathcal{I}_{k_2})^c$,

$$\begin{aligned}\widehat{\boldsymbol{\alpha}}_{\text{init}}^{(k_1, k_2)} &= \underset{\boldsymbol{\alpha} \in \mathbb{R}^{p+1}}{\operatorname{argmin}} \frac{\sum_{i \in \mathcal{I}_{k_1, k_2}^c} R_i \ell(A_i, \boldsymbol{\alpha}^\top \mathbf{X}_i)}{\sum_{i \in \mathcal{I}_{k_1, k_2}^c} R_i} + \lambda_{\alpha, \text{init}} \|\boldsymbol{\alpha}\|_1, \quad \lambda_{\alpha, \text{init}} \asymp \sqrt{\log(p)/n}, \\ \widehat{\boldsymbol{\beta}}_{a, \text{init}}^{(k_1, k_2)} &= \underset{\boldsymbol{\beta} \in \mathbb{R}^{p+1}}{\operatorname{argmin}} \frac{\sum_{i \in \mathcal{I}_{k_1, k_2}^c} \mathbb{I}(A_i = a) R_i \ell(Y_i, \boldsymbol{\beta}^\top \mathbf{X}_i)}{\sum_{i \in \mathcal{I}_{k_1, k_2}^c} \mathbb{I}(A_i = a) R_i} + \lambda_{\beta, a, \text{init}} \|\boldsymbol{\beta}\|_1, \quad \lambda_{\beta, a, \text{init}} \asymp \sqrt{\log(p)/n};\end{aligned}\quad (9)$$

3. For each labelled fold k_1 , we calibrate the PS and OR models by cross-fitting within out-of-fold data $\mathcal{I}_{k_1}^c$,

$$\begin{aligned}\widehat{\boldsymbol{\alpha}}_a^{(k_1)} &= \underset{\boldsymbol{\alpha} \in \mathbb{R}^{p+1}}{\operatorname{argmin}} \sum_{k_2 \neq k_1} \sum_{i \in \mathcal{I}_{k_2}} \frac{R_i}{n} \dot{g}_\tau \left(\mathbf{X}_i^\top \widehat{\boldsymbol{\beta}}_{1, \text{init}}^{(k_1, k_2)} \right) \{ (a - A_i) \boldsymbol{\alpha}^\top \mathbf{X}_i + \mathbb{I}(A_i = a) e^{(-1)^a \boldsymbol{\alpha}^\top \mathbf{X}_i} \} + \lambda_{\alpha, a} \|\boldsymbol{\alpha}\|_1, \\ \widehat{\boldsymbol{\beta}}_a^{(k_1)} &= \underset{\boldsymbol{\beta} \in \mathbb{R}^{p+1}}{\operatorname{argmin}} \frac{\sum_{k_2 \neq k_1} \sum_{i \in \mathcal{I}_{k_2}} \exp_\tau \{ (-1)^a \mathbf{X}_i^\top \widehat{\boldsymbol{\alpha}}_{\text{init}}^{(k_1, k_2)} \} \mathbb{I}(A_i = a) R_i \ell(Y_i, \boldsymbol{\beta}^\top \mathbf{X}_i)}{\sum_{i \in \mathcal{I}_{k_1}^c} \mathbb{I}(A_i = a) R_i} + \lambda_{\beta, a} \|\boldsymbol{\beta}\|_1,\end{aligned}\quad (10)$$

where $\tau(x) = \operatorname{sign}(x)(|x| \wedge 2M)$, for any function $f(\cdot)$, we let $f_\tau(\cdot)$ denote $f\{\tau(x)\}$, $\lambda_{\alpha, a}, \lambda_{\beta, a} \asymp \sqrt{\log(p)/n}$.

4. Construct the nuisance model estimators:

$$\begin{aligned}\widehat{\pi}^{(k)}(1, \mathbf{X}_i) &= g_\tau(\mathbf{X}_i^\top \widehat{\boldsymbol{\alpha}}_1^{(k)}), \quad \widehat{\pi}^{(k)}(0, \mathbf{X}_i) = g_\tau(-\mathbf{X}_i^\top \widehat{\boldsymbol{\alpha}}_0^{(k)}), \quad \widehat{\mu}^{(k)}(a, \mathbf{X}_i) = g(\mathbf{X}_i^\top \widehat{\boldsymbol{\beta}}_a^{(k)}), \\ \widehat{\Pi}^{(k)}(a, \mathbf{W}_i) &= g(\mathbf{W}_i^\top \widehat{\boldsymbol{\xi}}^{(k)}), \quad \widehat{m}^{(k)}(a, \mathbf{W}_i) = g(\mathbf{W}_i^\top \widehat{\boldsymbol{\zeta}}_a^{(k)});\end{aligned}\quad (11)$$

5. Estimate the ATE by sending (11) to (6), producing $\widehat{\Delta}_{\text{DR}}$.

6. Estimate the variance by sending (11) and $\widehat{\Delta}_{\text{DR}}$ to (7), producing $\widehat{\mathcal{V}}_{\text{DR}}$.

The $(1 - \alpha) \times 100\%$ confidence interval for ATE can be constructed with $\widehat{\Delta}_{\text{DR}}$ and $\widehat{\mathcal{V}}_{\text{DR}}$,

$$\left[\widehat{\Delta}_{\text{DR}} - \mathcal{Z}_{\alpha/2} \sqrt{\widehat{\mathcal{V}}_{\text{DR}}/n}, \widehat{\Delta}_{\text{DR}} + \mathcal{Z}_{\alpha/2} \sqrt{\widehat{\mathcal{V}}_{\text{DR}}/n} \right]$$

where $\mathcal{Z}_{\alpha/2}$ is the $1 - \alpha/2$ quantile of standard normal distribution. The doubly robust estimator $\widehat{\Delta}_{\text{DR}}$ can be viewed as a specific construction of $\widehat{\Delta}_{\text{SMMAL}}$ with specific estimators for the nuisance models.

The two-level cross-fitting in (9) and (10), similar to those adopted in (Hou et al., 2021), has the advantage of having larger training set for each Lasso compared to the averaging after data splitting in Smucler et al. (2019). If we choose $K = 10$, we are able to use at least 80% data while the data splitting in Smucler et al. (2019) may only use 45% data. Larger training sample allows the choice of smaller penalty factor thus reducing the bias. Taking averaging after data splitting, however, cannot reduce bias. The truncation τ at M in (10) secures the overlapping property of the initially estimated models. Besides numerical stability, we can remove the sparsity condition associated with the initial estimator of the mis-specified model.

4 Theoretical Properties of the SMMAL

We establish the \sqrt{n} -consistency of $\widehat{\Delta}_{\text{SMMAL}}$ and the honest asymptotic coverage of the confidence intervals with consistent estimation of PS and OR models in Section 4.1. In Section 4.2, we derive the asymptotic distribution of the SMMAL estimator $\widehat{\Delta}_{\text{SMMAL}}$ and the subsequent matching lower bound to show its semi-parametric efficiency in the low-dimensional \mathbf{W} case while using B-spline series estimators for nuisance regression models. For high-dimensional sub-Gaussian \mathbf{X} and \mathbf{W} and sparse nuisance models, we demonstrate in Section 4.3 that $\widehat{\Delta}_{\text{DR}}$ is adaptive sparsity/model doubly robust with sparse nuisance models (Rotnitzky et al., 2020; Smucler et al., 2019).

4.1 \sqrt{n} -inference

We require the following assumptions for nuisance models and the machine-learning estimators.

Assumption 2. For a fixed constant M , we assume

- (a) (Bounded response) almost surely $\sup_{i=1, \dots, N} |Y_i| \leq M$;
- (b) (Overlapping) almost surely $\sup_{i=1, \dots, N} \sup_{a=0,1} 1/\pi_*(a, \mathbf{X}_i) \leq M$;
- (c) (Bounded estimators) almost surely

$$\sup_{k=1, \dots, K} \sup_{i \in \mathcal{I}_k} \sup_{a=0,1} \max \left\{ |1/\widehat{\pi}^{(k)}(a, \mathbf{X}_i)|, |\widehat{\mu}^{(k)}(a, \mathbf{X}_i)|, |\widehat{\Pi}^{(k)}(a, \mathbf{W}_i)|, |\widehat{m}^{(k)}(a, \mathbf{W}_i)| \right\} \leq M;$$

(d) (Rate of estimation)

$$\begin{aligned} & \sup_{k=1, \dots, K} \|\widehat{\pi}^{(k)} - \pi_*\|_2 + \|\widehat{\mu}^{(k)} - \mu_*\|_2 + \|\widehat{\Pi}^{(k)} - \bar{\Pi}\|_2 + \|\widehat{m}^{(k)} - \bar{m}\|_2 \\ & + \sqrt{n} \|\widehat{\pi}^{(k)} - \pi_*\|_2 \|\widehat{\mu}^{(k)} - \mu_*\|_2 = o_p(1) \end{aligned}$$

for some $\bar{\Pi}$ and \bar{m} satisfying $\sup_{i=1, \dots, N} \sup_{a=0, 1} \max \{|\bar{\Pi}(a, \mathbf{W}_i), |\bar{m}(a, \mathbf{W}_i)|\} \leq M$, where for two models $h_1(a, \mathbf{W})$ and $h_2(a, \mathbf{W})$, we define

$$\|h_1 - h_2\|_2 = \max_{a \in \{0, 1\}} \sqrt{\mathbb{E}[\{h_1(a, \mathbf{W}) - h_2(a, \mathbf{W})\}^2]}. \quad (12)$$

Here we use the ℓ_2 -norm notation because the MSE thus defined correspond to the ℓ_2 -estimation error for model coefficients under parametric models.

(e) (Stable variance)

$$\begin{aligned} \mathcal{V}_* = \text{Var} & \left[\frac{AY - A\mu_*(1, \mathbf{X})}{\pi_*(1, \mathbf{X})} - \frac{(1-A)Y - (1-A)\mu_*(0, \mathbf{X})}{\pi_*(0, \mathbf{X})} \right. \\ & - \frac{\{\bar{\Pi}(1, \mathbf{W})\bar{m}(1, \mathbf{W}) - \bar{\Pi}(1, \mathbf{W})\mu_*(1, \mathbf{X})\}}{\pi_*(1, \mathbf{X})} \\ & \left. + \frac{\{\bar{\Pi}(0, \mathbf{W})\bar{m}(0, \mathbf{W}) - \bar{\Pi}(0, \mathbf{W})\mu_*(0, \mathbf{W})\}}{\pi_*(0, \mathbf{X})} \right] \in [1/M, M]. \end{aligned}$$

We establish the validity and asymptotic distribution of $\widehat{\Delta}_{\text{SMMAL}}$ in the following theorem.

Theorem 1. *Under Assumption 2,*

$$\sqrt{n/\widehat{\mathcal{V}}_{\text{SMMAL}}}(\widehat{\Delta}_{\text{SMMAL}} - \Delta_*) \rightsquigarrow N(0, 1),$$

where “ \rightsquigarrow ” denotes convergence in distribution.

Assumption 2a guarantees the boundedness of all nuisance models. When Y is binary, the models π_* , μ_* , $\bar{\Pi}$ and \bar{m} are all bounded by one. Assumption 2b is equivalent to the standard overlapping condition $\pi_*(1, \mathbf{X}_i) \in [1/M, 1 - 1/M]$. Assumption 2c can be guaranteed by truncation of nuisance model estimators at M , which would not compromise the estimation accuracy under Assumptions 2a and 2b. Assumption 2e ensures the proper scaling of the asymptotic variance of $\widehat{\Delta}_{\text{SMMAL}}$. As noted following (7), the term with the R/ρ factor from labeled data in ϕ_{SSL} dominates its variance if $\rho \rightarrow 0$. The rate condition for the PS and OR models in Assumption 2d matches those for the double machine-learning estimator proposed in (Chernozhukov et al., 2018). Based on that, we can allow the imputation models to be mis-specified and estimated at an arbitrary slow rate.

4.2 Semi-parametric efficiency with low-dimensional confounder

We next formally establish the semi-parametric efficiency lower bound under the double missing SSL setting. Consider the non-parametric model for (\mathbf{W}, RA, RY, R)

$$\mathcal{S}_{\text{SSL}} = \{dP_f(\mathbf{w}, a, y, r) = \{\rho f(\mathbf{w}, a, y)\}^r \{(1 - \rho) f_{\mathbf{W}}(\mathbf{w})\}^{(1-r)} d\nu_{\text{SSL}}(\mathbf{w}, a, y, r) : \}$$

$$f \text{ is density over } \mathcal{W} \otimes \{0, 1\} \otimes \mathcal{Y}, \text{ and } f_{\mathbf{W}}(\mathbf{w}) = \sum_{a \in \{0, 1\}} \int_{y \in \mathcal{Y}} f(\mathbf{w}, a, y) d\nu_y(y) \Bigg\}$$

for some measures ν_y over \mathcal{Y} , ν_w over \mathcal{W} and

$$\nu_{\text{SSL}}(\mathbf{w}, a, y, r) = (\nu_w \times \delta_{\{0, 1\}} \times \nu_y)(\mathbf{w}, a, y) \times \delta_1(r) + \nu_w(w) \times \delta_0(r)$$

where $\delta_{\mathcal{A}}$ is the counting/Dirac measure over the set \mathcal{A} . Elements in \mathcal{S}_{SSL} can be indexed by the density f , and we denote the true density as f_* and the true model P_{f_*} .

Remark 1. In existing work on ATE (Robins et al., 1994; Kallus and Mao, 2020), the model $A \mid \mathbf{X}$ provides no information on the $Y \mid A, \mathbf{X}$, and thus would not be included in the nuisance tangent space. In our setting, however, the surrogates induced a correlation between subspaces corresponding to $A \mid \mathbf{X}$ and $Y \mid A, \mathbf{X}$ in the nuisance tangent space, which indicates that $A \mid \mathbf{X}$ provides information on the $Y \mid A, \mathbf{X}$ through the unlabelled data. As the result, the geometry of the model tangent space is more complex, and the projection is no longer obvious. See Section D2 of the Supplementary Materials for details.

We denote the total variation norm as $\|\cdot\|_{\text{TV}}$. In the following theorem, we establish the semi-parametric efficiency lower bound for Δ under \mathcal{S}_{SSL} in the form of a local minimax theorem obtained in the spirit of Begun et al. (1983).

Theorem 2. *Under Assumptions 2a, 2c and 2e, we have*

$$\liminf_{c \rightarrow \infty} \liminf_{N \rightarrow \infty} \inf_{\hat{\Delta}} \sup_{\|f - f_*\|_{\text{TV}} \leq c/\sqrt{n}} \frac{\int n(\hat{\Delta} - \Delta_*)^2 d \prod_{i=1}^N P_f(\mathbf{w}_i, a_i, y_i, r_i)}{\rho \text{Var}\{\phi_{\text{SSL}}(Y, A, \mathbf{W}, R)\}} \geq 1.$$

Remark 2. Theorem 2 offers one example that the semi-parametric efficiency bound (SEB) derived under the classical missing data setting can be generalized to the SSL setting with $\rho \rightarrow 0$. Previous attempts to formalize semi-parametric efficiency in a the SSL settings have assumed that the entire distribution of \mathbf{W} is known, i.e. $N = \infty$ and $\rho = 0$. Under the simplified SSL setting with $N = \infty$, the SEB can be derived by straightforward applications of standard results in classical semiparametric literature – see e.g. Van der Vaart (2000). Indeed, one more reason for considering this simplifying version is due to the possible ambiguity of defining regular estimators in high dimensional problems and thereby formalizing efficiency through the calibration of the best regular estimator. We bypass this conceptual difficulty by instead providing a result in the flavor of local asymptotic minimaxity – which operates on all possible estimators instead of restricting to the class of regular procedures.

Taking the limit, the lower bound in Theorem 2 approaches the asymptotic variance of the labeled data component in ϕ_{SSL} ,

$$\begin{aligned} \lim_{\rho \rightarrow 0} \rho \text{Var}\{\phi_{\text{SSL}}(Y, A, \mathbf{W}, R)\} &= \text{Var}\{\phi_{\text{cmp}}(Y, A, \mathbf{X}) - \mathbb{E}\{\phi_{\text{cmp}}(Y, A, \mathbf{X}) \mid \mathbf{W}\}\} \\ &= \text{Var}\{\phi_{\text{cmp}}(Y, A, \mathbf{X})\} - \text{Var}\{\mathbb{E}\{\phi_{\text{cmp}}(Y, A, \mathbf{X}) \mid \mathbf{W}\}\}. \end{aligned}$$

From the representation above, we show that the efficiency gain from the unlabeled data with surrogates is given by the variance of the ϕ_{cmp} explained by the surrogates and

confounders. We have a general version of the theorem in Section 6 which provides the rigorous theoretical ground for existing and future work on efficient SSL (for example Kallus and Mao, 2020, Section 4).

The key idea of the proof is to construct the two-dimensional least favorable perturbation with different scale in two directions. The first direction is proportional to $\phi_{\text{cmp}}(Y, A, \mathbf{X}) - \mathbb{E}\{\phi_{\text{cmp}}(Y, A, \mathbf{X}) \mid \mathbf{W}\}$ and of size $\asymp 1/\sqrt{n}$, which reflects the level of the information on Δ_* from the labels and should naturally scale with the number of expected labels. The second direction is proportional to $\mathbb{E}\{\phi_{\text{cmp}}(Y, A, \mathbf{X}) \mid \mathbf{W}\}$ and of size $\asymp 1/\sqrt{N}$, which reflects the level of the information on Δ_* from the unlabelled data and should scale with the total sample size. The design of the different scales ensures the tightness of log-likelihood ratio between the perturbation and the truth, which would otherwise be degenerating or diverging.

We next show that the lower bound is attained under low-dimensional smoothness class models for the nuisance functions and can be operationalized by feeding B-spline regressions to $\widehat{\Delta}_{\text{SMMAL}}$. Suppose the confounders and surrogates are bounded continuous variables of fixed dimension, $\mathbf{W} \in [-M, M]^{p+q}$, $p+q < d \asymp 1$. We measure the smoothness of the models by $\mathcal{H}(f(\cdot))$ the Hölder class defined in Definition A2, Section D of the Supplementary Materials.

Assumption 3. For a fixed constant M , we assume

- (a) (Bounded density) the density functions for \mathbf{X} and \mathbf{W} , $f_{\mathbf{X}}(\mathbf{x})$ and $f_{\mathbf{W}}(\mathbf{w})$, are bounded and bounded from zero,

$$f_{\mathbf{X}}(\mathbf{x}) \in [1/M, M], \forall \mathbf{x} \in [-M, M]^p, f_{\mathbf{W}}(\mathbf{w}) \in [1/M, M], \forall \mathbf{w} \in [-M, M]^{p+q};$$

- (b) (Smooth models) the smoothness of the nuisance models observe

$$\frac{1}{1 + \mathcal{H}(\pi_*(a, \cdot))/p} + \frac{1}{1 + \mathcal{H}(\mu_*(a, \cdot))/p} < 1, \mathcal{H}(\Pi_*(a, \cdot)) > 0, \mathcal{H}(m_*(a, \cdot)) > 0, a = 0, 1.$$

Corollary 1. Under Assumptions 2a, 2b, 2e and 3, we may choose B-spline regressions with order

$$\kappa \geq \max\{\mathcal{H}(\pi_*(a, \cdot)), \mathcal{H}(\mu_*(a, \cdot)), \mathcal{H}(\Pi_*(a, \cdot)), \mathcal{H}(m_*(a, \cdot)) : a = 0, 1\} - 1,$$

degrees

$$\begin{aligned} 1/\pi(a, \cdot) &: n^{\frac{1}{1+\mathcal{H}(\pi_*(a, \cdot))/p}}, \quad \mu(a, \cdot) : n^{\frac{1}{1+\mathcal{H}(\mu_*(a, \cdot))/p}}, \\ \Pi(a, \cdot) &: n^{\frac{1}{1+\mathcal{H}(\Pi_*(a, \cdot))/(p+q)}}, \quad m(a, \cdot) : n^{\frac{1}{1+\mathcal{H}(m_*(a, \cdot))/(p+q)}} \end{aligned}$$

and truncation at M for $\widehat{\Delta}_{\text{SMMAL}}$ to achieve

$$\sqrt{n}(\widehat{\Delta}_{\text{SMMAL}} - \Delta_*) / \sqrt{\rho \text{Var}\{\phi_{\text{SSL}}(Y, A, \mathbf{W}, R)\}} \rightsquigarrow N(0, 1).$$

Since by Theorem 1 $\widehat{\Delta}_{\text{SMMAL}}$ attains the lower bound established in Theorem 2, it is indeed semi-parametric efficient. At the same time, the lower bound in Theorem 2 is the semi-parametric efficiency bound for Δ_* under SSL setting \mathcal{S}_{SSL} .

4.3 Doubly robustness with high-dimensional confounder

To describe the sparsity/model double robustness of $\widehat{\Delta}_{\text{DR}}$, we define the asymptotic limits for Lasso estimators in (8)-(10).

$$\begin{aligned}
\bar{\boldsymbol{\xi}} &= \operatorname{argmin}_{\boldsymbol{\xi} \in \mathbb{R}^{p+q+1}} \mathbb{E}\{\ell(A_i, \boldsymbol{\xi}^\top \mathbf{W}_i)\}, \quad \bar{\boldsymbol{\zeta}}_a = \operatorname{argmin}_{\boldsymbol{\zeta} \in \mathbb{R}^{p+q+1}} \mathbb{E}\{I(A_i = a)\ell(Y_i, \boldsymbol{\zeta}^\top \mathbf{W}_i)\}, \\
\bar{\boldsymbol{\alpha}}_{\text{init}} &= \operatorname{argmin}_{\boldsymbol{\alpha} \in \mathbb{R}^{p+1}} \mathbb{E}\{\ell(A_i, \boldsymbol{\alpha}^\top \mathbf{X}_i)\}, \quad \bar{\boldsymbol{\beta}}_{a,\text{init}} = \operatorname{argmin}_{\boldsymbol{\beta} \in \mathbb{R}^{p+1}} \mathbb{E}\{I(A_i = a)\ell(Y_i, \boldsymbol{\beta}^\top \mathbf{X}_i)\}, \\
\bar{\boldsymbol{\alpha}}_a &= \operatorname{argmin}_{\boldsymbol{\alpha} \in \mathbb{R}^{p+1}} \mathbb{E} \left[\dot{g}(\mathbf{X}_i^\top \bar{\boldsymbol{\beta}}_{a,\text{init}}) \{(a - A_i)\boldsymbol{\alpha}^\top \mathbf{X}_i + I(A_i = a)e^{(-1)^a \boldsymbol{\alpha}^\top \mathbf{X}_i}\} \right], \\
\bar{\boldsymbol{\beta}}_a &= \operatorname{argmin}_{\boldsymbol{\beta} \in \mathbb{R}^{p+1}} \mathbb{E} [\exp\{(-1)^a \mathbf{X}_i^\top \bar{\boldsymbol{\alpha}}_{\text{init}}\} I(A_i = a)\ell(Y_i, \boldsymbol{\beta}^\top \mathbf{X}_i)], \tag{13}
\end{aligned}$$

We let $\|\cdot\|_0$ denote the sparsity of a vector and $\|\cdot\|_{\psi_2}$ denote the sub-Gaussian norm for random variables or vectors. The detailed definition is given in Definition A3, Section D of the Supplementary Materials.

Assumption 4. For constant M independent of dimensions n, N, p, q ,

- (a) (Sub-Gaussian and bounded covariates) the vector of confounders and surrogates is sub-Gaussian, $\sup_{\|\mathbf{v}\|_2=1} \|\mathbf{v}^\top \mathbf{W}\|_{\psi_2} \leq M$, and coordinate-wisely bounded $\|\mathbf{W}\|_\infty \leq M$ almost surely;
- (b) (Identifiability) the variance of \mathbf{W} is invertible $\inf_{\|\mathbf{v}\|_2=1} \mathbf{v}^\top \operatorname{Var}(\mathbf{W})\mathbf{v} \geq 1/M$;
- (c) (Overlapping) the true propensity scores and the asymptotic predictions of all models are bounded away from zero and one, almost surely,

$$\pi_*(a, \mathbf{X}) \in [1/M, 1 - 1/M], \max\{|\bar{\boldsymbol{\xi}}^\top \mathbf{W}|, |\bar{\boldsymbol{\zeta}}_a^\top \mathbf{W}|, |\bar{\boldsymbol{\alpha}}_a^\top \mathbf{X}|, |\bar{\boldsymbol{\beta}}_a^\top \mathbf{X}| : a = 0, 1\} \leq M;$$

(d) and one of the following:

- (i) (PS correct) the propensity model is correct, $\mathbb{E}(A | \mathbf{X}) = g(\boldsymbol{\alpha}_*^\top \mathbf{X})$ and the dimensions satisfy

$$\begin{aligned}
& \frac{(\|\bar{\boldsymbol{\beta}}_1\|_0 + \|\bar{\boldsymbol{\beta}}_0\|_0) \log(p) + (\|\bar{\boldsymbol{\xi}}\|_0 + \|\bar{\boldsymbol{\zeta}}_1\|_0 + \|\bar{\boldsymbol{\zeta}}_0\|_0) \log(p+q)}{n} \\
& + \|\boldsymbol{\alpha}_*\|_0 (\|\boldsymbol{\alpha}_*\|_0 + \|\bar{\boldsymbol{\beta}}_1\|_0 + \|\bar{\boldsymbol{\beta}}_0\|_0) \log(p)^2/n = o_p(1); \tag{14}
\end{aligned}$$

- (ii) (OR correct) the OR model is correct, $\mathbb{E}(Y | A = a, \mathbf{X}) = g(\boldsymbol{\beta}_{*,a}^\top \mathbf{X})$ and the dimensions satisfy

$$\begin{aligned}
& \frac{(\|\bar{\boldsymbol{\alpha}}_1\|_0 + \|\bar{\boldsymbol{\alpha}}_0\|_0) \log(p) + (\|\bar{\boldsymbol{\xi}}\|_0 + \|\bar{\boldsymbol{\zeta}}_1\|_0 + \|\bar{\boldsymbol{\zeta}}_0\|_0) \log(p+q)}{n} \\
& + \sum_{a=0,1} \|\boldsymbol{\beta}_{*,a}\|_0 (\|\boldsymbol{\beta}_{*,a}\|_0 + \|\bar{\boldsymbol{\alpha}}_a\|_0) \log(p)^2/n = o_p(1); \tag{15}
\end{aligned}$$

- (iii) (both correct) both models are correct, $\mathbb{E}(A \mid \mathbf{X}) = g(\boldsymbol{\alpha}_*^\top \mathbf{X})$ and $\mathbb{E}(Y \mid A = a, \mathbf{X}) = g(\boldsymbol{\beta}_{*,a}^\top \mathbf{X})$ and the dimensions satisfy

$$\begin{aligned} & \frac{(\|\boldsymbol{\alpha}_*\|_0 + \|\boldsymbol{\beta}_{*,1}\|_0 + \|\boldsymbol{\beta}_{*,0}\|_0) \log(p) + (\|\bar{\boldsymbol{\xi}}\|_0 + \|\bar{\boldsymbol{\zeta}}_1\|_0 + \|\bar{\boldsymbol{\zeta}}_0\|_0) \log(p+q)}{n} \\ & + \|\boldsymbol{\alpha}_*\|_0 (\|\boldsymbol{\beta}_{*,1}\|_0 + \|\boldsymbol{\beta}_{*,0}\|_0) \log(p)^2/n = o_p(1); \end{aligned} \quad (16)$$

Theorem 3. Under Assumption 4, $\widehat{\Delta}_{\text{DR}}$ converges in distribution to a normal random variable at \sqrt{n} -rate,

$$\sqrt{n/\widehat{\mathcal{V}}_{\text{DR}}}(\widehat{\Delta}_{\text{DR}} - \Delta_*) \rightsquigarrow N(0, 1),$$

where “ \rightsquigarrow ” denotes convergence in the distribution.

Besides the double robustness toward PS and OR, $\widehat{\Delta}_{\text{DR}}$ is also robust to the imputation models in addition to the double robustness for PS and OR. Throughout Assumption 4d, we require no model assumption on the imputation besides the sparsity condition for convergence in L_2 -norm.

Remark 3. Regarding the PS model and OR model, our $\widehat{\Delta}_{\text{DR}}$ is both rate doubly robust Rotnitzky et al. (2020) and model doubly robust (Smucler et al., 2019). When both models are correct, the dimension condition (16) for the PS model and OR model in Assumption 4d-iii satisfies the condition for rate doubly robust, i.e. each sparsity obeying $\|\boldsymbol{\alpha}_*\|_0 \ll n/\log(p)$, $\|\boldsymbol{\beta}_{*,a}\|_0 \ll n/\log(p)$ and their product satisfying $\|\boldsymbol{\alpha}_*\|_0 \|\boldsymbol{\beta}_{*,a}\|_0 \ll n/\log(p)^2$. In the case of only one model is correct, our $\widehat{\Delta}_{\text{DR}}$ can still provide \sqrt{n} -inference, thus being model doubly robust. By the truncation τ in (10), we are able to completely remove the sparsity requirement of the mis-specified initial model under the overlapping condition of Assumption 4c. The general framework of Smucler et al. (2019) would require all models in (13) being sparse.

5 Simulation

We have conducted extensive simulation studies to evaluate the finite sample performance of the semi-supervised multiple machine learning and multiply robust estimation methods. Throughout the simulations, we set the total sample size $N = 10000$, the number of labels $n = 500$, the number of repeats as 1000, $q = 2$ with one surrogate S_A for A and another S_Y for Y . We focus on the situation that Y is also binary. The surrogates for binary A and Y are generated from mixture Beta distribution:

$$\begin{aligned} S_A &= AS_{A,1} + (1 - A)S_{A,0}, \quad S_Y = YS_{Y,1} + (1 - Y)S_{Y,0}, \\ S_{A,1} &\sim \text{Beta}(\alpha_A, 1), \quad S_{A,0} \sim \text{Beta}(1, \alpha_A), \quad S_{Y,1} \sim \text{Beta}(\alpha_Y, 1), \quad S_{Y,0} \sim \text{Beta}(1, \alpha_Y). \end{aligned}$$

The mixture Beta distribution mimics the outputs from phenotyping algorithms, which often takes value between zero and one (Liao et al., 2019). We considered a list of values for α_A and α_Y (Table 1), corresponding to different level of prediction accuracy measured by area-under-curve (AUC) of the receiver operating characteristic (ROC). Five values were considered for α_A and α_Y , creating 25 two-way combinations for each simulation setting.

We consider two scenarios for generating the data, the low-dimensional smooth model and high-dimensional logistic regression.

Setting	OK	Reasonable	Good	Great	Perfect
AUC	0.80	0.90	0.95	0.99	0.999
α	1.84	2.39	2.99	4.26	5.88

Table 1: List of parameters used in the mixture Beta distribution for the surrogates.

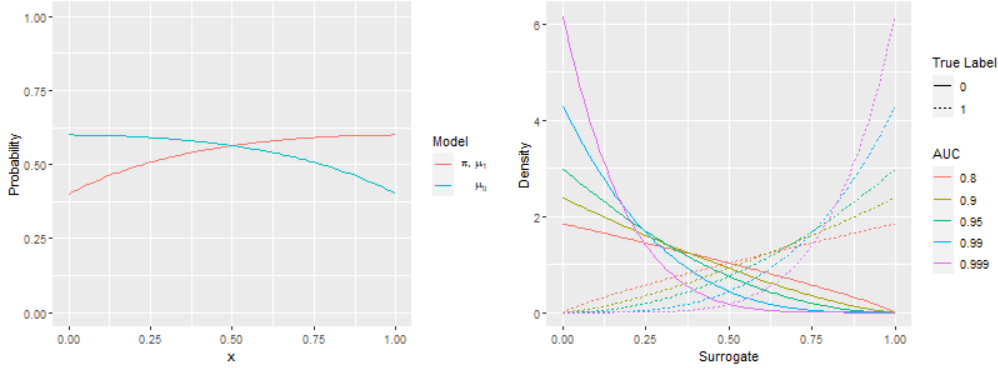


Figure 2: Visualized simulation settings. Left-the models for PS and OR under the low-dimensional setting. Right-the mixture Beta distribution for surrogates at different level of prediction accuracy (AUC 0.8, 0.9, 0.95, 0.99, 0.999).

Low-dimensional smooth model We generate the one dimensional $X \in \mathbb{R}$ from $\text{Uniform}(0,1)$ and set the PS and OR to be the following smooth models (Figure 2):

$$\pi_*(1, \mathbf{X}) = \mu_*(1, \mathbf{X}) = 1 - 1.2/(3 - x^2), \quad \mu_*(0, \mathbf{X}) = 1 - 1.2/\{3 - (1 - x)^2\}.$$

We used tensor product first order B-spline (piece-wise linear splines) regression to estimate the nuisance models. The splines were constructed from *bs* function of the *splines* R package. The degrees were selected by 10 fold cross-validation among integers less than $\sqrt{n} \approx 22$ according to the out-of-fold entropy. Using the cross-fitted nuisance models from B-spline regression with $K = 10$, we obtained point and interval estimates for the ATE based on $\hat{\Delta}_{\text{SMMAL}}$ and \hat{V}_{SMMAL} . As the benchmark, we also estimated the ATE using the labeled data only by the double machine learning method (Chernozhukov et al., 2018).

High-dimensional logistic regression We generate the high-dimensional $\mathbf{X} \in \mathbb{R}^{500}$ with $p = 500$ from the multivariate Gaussian distribution with auto-regressive correlation structure:

$$U_1, \dots, U_p \stackrel{i.i.d.}{\sim} N(0, 1), \quad X_1 = U_1, \quad X_j = 0.5X_{j-1} + \sqrt{0.75}U_j.$$

We generate A and Y from the high-dimensional logistic regression models

$$\text{Correct PS: } \pi_*(1, \mathbf{X}) = g(0.5X_1 + 0.25X_2 + 0.125X_3);$$

$$\text{Wrong PS: } \pi_*(1, \mathbf{X}) = g\{(0.5X_1 + 0.25X_2 + 0.125X_3)(1 + 0.0625X_1 + 0.125X_2 - 0.5X_3)\};$$

$$\text{Correct OR: } \mu_*(1, \mathbf{X}) = g(0.1 + 0.25X_1 + 0.125X_2 + 0.0625X_3),$$

$$\mu_*(0, \mathbf{X}) = g(-0.1 - 0.25X_1 - 0.125X_2 - 0.0625X_3);$$

$$\begin{aligned}
\text{Wrong OR: } \mu_*(1, \mathbf{X}) &= g\{(0.1 + 0.25X_1 + 0.125X_2 + 0.0625X_3) \\
&\quad \times (1 + 0.0625X_1 + 0.125X_2 - 0.5X_3)\}, \\
\mu_*(0, \mathbf{X}) &= g\{(-0.1 - 0.25X_1 - 0.125X_2 - 0.0625X_3) \\
&\quad \times (1 + 0.0625X_1 + 0.125X_2 - 0.5X_3)\}.
\end{aligned}$$

The wrong models contain a second order interaction. We consider 3 combinations corresponding to the three settings of Assumption 4d: correct models (correct PS + correct OR); mis-specified PS (wrong PS + correct OR); mis-specified OR (correct PS + wrong OR). We set the number of the folds as 10 and fitted the imputations (8) and initial estimators (9) using *glmnet* from R-package *glmnet*. We fitted the calibrated estimators (10) using *rcal* from R-package *rcal*. The penalty parameters were selected by 10-fold cross validation with out-of-fold entropy. Using the cross-fitted nuisance models, we estimated the ATE using $\widehat{\Delta}_{\text{DR}}$ and construct the 95% confidence interval based on the variance estimator $\widehat{\mathcal{V}}_{\text{DR}}$. As the benchmark, we also estimated the ATE using the labeled data alone by the model doubly robust estimation (Smucler et al., 2019).

Results In Figure 3, we visualize the relative efficiency of our semi-supervised $\widehat{\Delta}_{\text{SMMAL}}, \widehat{\Delta}_{\text{DR}}$ compared to their supervised benchmarks. In general, our semi-supervised approaches gain efficiency from the unlabeled data whose magnitude is increasing with the minimal prediction accuracy of the two surrogates. With good imputation (AUC .95) from both surrogates, the relative efficiency is about 1.36-1.50 across all settings. With great imputation (AUC .99) from both surrogates, the relative efficiency is about 2.15-2.71 across all settings. The detailed simulation results containing the bias, standard deviation, average standard error, coverage of 95% confidence interval for our semi-supervised $\widehat{\Delta}_{\text{SMMAL}}, \widehat{\Delta}_{\text{DR}}$ along with those for the supervised benchmarks were presented in Tables A1-A4 in Section A of the Supplementary Materials. Our semi-supervised $\widehat{\Delta}_{\text{SMMAL}}, \widehat{\Delta}_{\text{DR}}$ achieved reasonably honest inference with coverage of 95% confidence interval close to the nominal level.

6 Semi-parametric efficient SSL

Our methodology developed for SSL of ATE with missing treatment and outcome can be generalized for other SSL of other parameters with different missing data. Consider the model for data $(R, R\mathbf{Z}, \mathbf{W})$ with always observed \mathbf{W} and missing completely at random \mathbf{Z} ,

$$\begin{aligned}
\mathcal{S}_{\text{SSL}} = \left\{ dP_f(r, \mathbf{z}, \mathbf{w}, r) = [\rho f(\mathbf{z}, \mathbf{w})]^r \left[(1 - \rho) \int_{\mathbf{z} \in \mathcal{Z}} f(\mathbf{z}, \mathbf{w}) d\nu_z(\mathbf{z}) \right]^{(1-r)} d\nu_{\text{SSL}}(r, \mathbf{z}, \mathbf{w}) : \right. \\
\left. f(\mathbf{z}, \mathbf{w}) d\nu_{\text{cmp}}(\mathbf{z}, \mathbf{w}) \in \mathcal{S}_{\text{cmp}} \right\}
\end{aligned}$$

for some complete data model class \mathcal{S}_{cmp} over $\mathcal{Z} \otimes \mathcal{W}$ and measures ν_z over \mathcal{Z} , ν_w over \mathcal{W} and

$$\nu_{\text{cmp}} = \nu_z \times \nu_w, \nu_{\text{SSL}}(r, \mathbf{z}, \mathbf{w}) = \delta_1(r) \times \nu_{\text{cmp}}(\mathbf{z}, \mathbf{w}) + \delta_0(r) \times \nu_w(\mathbf{w}).$$

Let \mathcal{H} is nuisance tangent space of \mathcal{S}_{SSL} at the true model dP_{f^*} with $f = f^*$. Suppose $\psi_{\text{cmp}}(\mathbf{Z}, \mathbf{W})$ is the efficient influence function for parameter θ under complete data model \mathcal{S}_{cmp} .

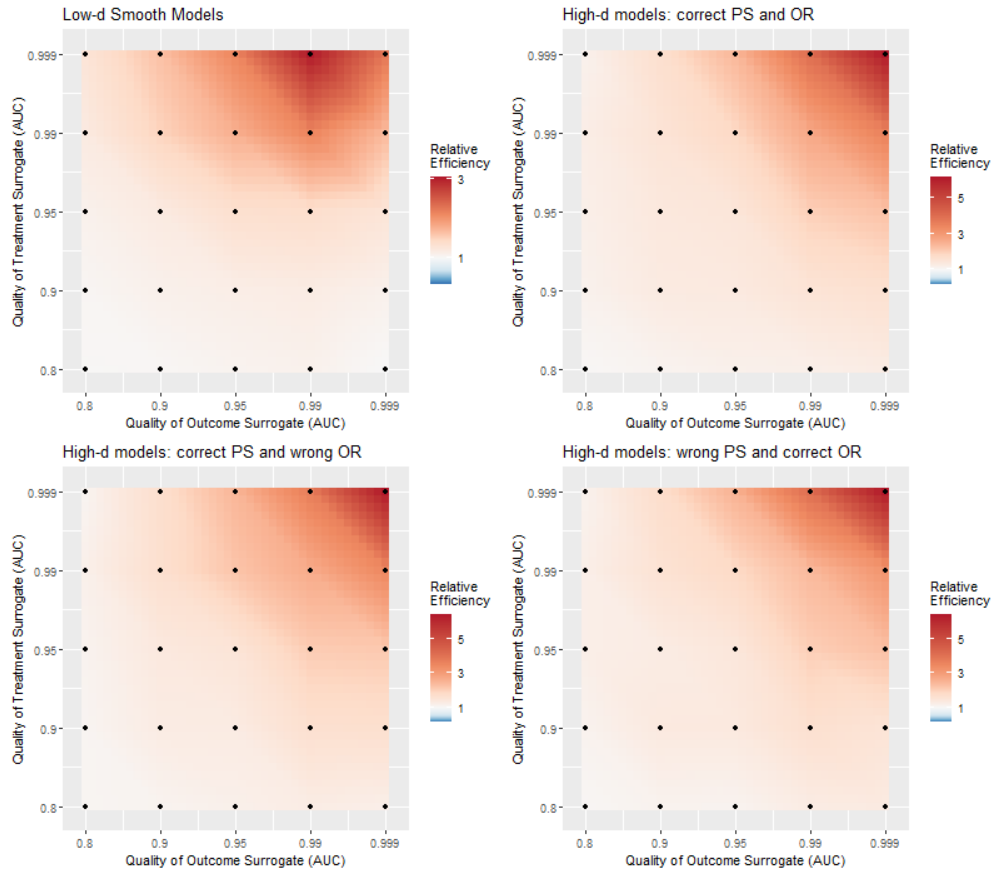


Figure 3: Heat map for relative efficiency of the semi-supervised estimation compared to the benchmark supervised estimation in all four simulation settings. Deeper red indicates larger advantage of the semi-supervised estimation. We set relative efficiency one as white in all plots, but the scale varies between low-dimensional setting and high-dimensional settings.

Assumption 5. For absolute constant M ,

- (a) (Missing completely at random) $R \perp\!\!\!\perp (\mathbf{Z}, \mathbf{W})$;
- (b) (Informative labels) $\inf_{\|\mathbf{v}\|_2=1} \mathbf{v}^\top \text{Var} [\boldsymbol{\psi}_{\text{cmp}}(\mathbf{Z}, \mathbf{W}) - \mathbb{E}\{\boldsymbol{\psi}_{\text{cmp}}(\mathbf{Z}, \mathbf{W}) \mid \mathbf{W}\}] \mathbf{v} \geq 1/M$;
- (c) (Model flexibility) $\mathbb{E}_* \{\boldsymbol{\psi}_{\text{cmp}}(\mathbf{Z}, \mathbf{W}) \mid \mathbf{W}\} \in \mathcal{H}$;
- (d) (Boundedness of influence function) $\|\boldsymbol{\psi}_{\text{cmp}}(\mathbf{Z}, \mathbf{W})\|_2 \leq M$ almost surely.

We may derive the SSL efficient influence function by the following proposition.

Proposition 1. *Under Assumptions 5a and 5c, the efficient influence function under SSL model \mathcal{S}_{SSL} is*

$$\boldsymbol{\psi}_{\text{SSL}}(R, \mathbf{Z}, \mathbf{W}) = \frac{R}{\rho} [\boldsymbol{\psi}_{\text{cmp}}(\mathbf{Z}, \mathbf{W}) - \mathbb{E}\{\boldsymbol{\psi}_{\text{cmp}}(\mathbf{Z}, \mathbf{W}) \mid \mathbf{W}\}] + \mathbb{E}\{\boldsymbol{\psi}_{\text{cmp}}(\mathbf{Z}, \mathbf{W}) \mid \mathbf{W}\}. \quad (17)$$

The influence function $\boldsymbol{\psi}_{\text{SSL}}$ leads to a semi-parametric efficiency lower bound.

Theorem 4. *Under Assumptions 5a-5d, we have the minimax semi-parametric efficiency for SSL of $\boldsymbol{\theta}$ under \mathcal{S}_{SSL} ,*

$$\liminf_{c \rightarrow \infty} \liminf_{N \rightarrow \infty} \inf_{\hat{\boldsymbol{\theta}}} \sup_{\|f - f_*\|_{\text{TV}} \leq c/\sqrt{n}} \frac{\int n \{\mathbf{a}^\top (\hat{\boldsymbol{\theta}} - \boldsymbol{\theta}^*)\}^2 d \prod_{i=1}^N \mathbb{P}_f(\mathbf{z}_i, \mathbf{w}_i, r_i)}{\mathbf{a}^\top \text{Var}\{\rho \boldsymbol{\psi}_{\text{SSL}}(R, \mathbf{Z}, \mathbf{W})\} \mathbf{a}} \geq 1.$$

Upper bound depends on the context. Like Corollary 1, the bound can be attained if nonparametric estimation of nuisance models admit sufficiently fast rate of consistency, which has been thoroughly studied under classical low-dimensional settings by Stone (1977, 1982). While we focus on $\rho \rightarrow 0$ and $n \ll N$ setting, the theory also applies to classical setting with $\rho \in [1/M, 1 - 1/M]$ and $n \asymp N$ setting.

7 Discussion

Motivated by the increasing interest of generating real-world evidence for treatment effect with big yet noisy EHR data, we propose a robust and efficient semi-supervised estimator for ATE under the doubly missing SSL setting. The SMMAL estimator gains efficiency by leveraging the large unlabelled data containing noisy yet predictive surrogates for Y and A with almost no additional requirement than those needed for the supervised analysis using the labeled set alone. We established semi-parametric efficiency bound for the ATE estimator under the low dimensional confounder setting and constructed a doubly robust SMMAL estimator for the high dimensional confounder setting.

Our doubly robust estimation can be generalized to other models if the calibrated estimation for the model is available. For example, we can directly adopt the estimators from Tan (2020) for linear outcome model. The calibrated estimation is, however, limited to M-estimator in high-dimensional regression due to the paucity of works on Z-estimators in high-dimensional setting. It would be interesting to study if the Z-estimator approach (Vermeulen and Vansteelandt, 2015) can be generalized to high-dimensional setting.

References

- Bang, H. and J. M. Robins (2005). Doubly robust estimation in missing data and causal inference models. *Biometrics* 61(4), 962–973.
- Bartlett, V. L., S. S. Dhruva, N. D. Shah, P. Ryan, and J. S. Ross (2019, 10). Feasibility of Using Real-World Data to Replicate Clinical Trial Evidence. *JAMA Network Open* 2(10), e1912869–e1912869.
- Beaulieu-Jones, B. K., S. G. Finlayson, W. Yuan, R. B. Altman, I. S. Kohane, V. Prasad, and K.-H. Yu (2020). Examining the use of real-world evidence in the regulatory process. *Clinical Pharmacology & Therapeutics* 107(4), 843–852.
- Begun, J. M., W. J. Hall, W.-M. Huang, and J. A. Wellner (1983). Information and Asymptotic Efficiency in Parametric-Nonparametric Models. *The Annals of Statistics* 11(2), 432 – 452.
- Belloni, A., V. Chernozhukov, I. Fernández-Val, and C. Hansen (2017). Program evaluation and causal inference with high-dimensional data. *Econometrica* 85(1), 233–298.
- Belloni, A., V. Chernozhukov, and C. Hansen (2013, 11). Inference on Treatment Effects after Selection among High-Dimensional Controls†. *The Review of Economic Studies* 81(2), 608–650.
- Bradic, J., S. Wager, and Y. Zhu (2019). Sparsity Double Robust Inference of Average Treatment Effects. *arXiv*, 1905.00744.
- Cheng, D., A. N. Ananthakrishnan, and T. Cai (2021). Robust and efficient semi-supervised estimation of average treatment effects with application to electronic health records data. *Biometrics* 77(2), 413–423.
- Chernozhukov, V., D. Chetverikov, M. Demirer, E. Duflo, C. Hansen, W. Newey, and J. Robins (2018). Double/debiased machine learning for treatment and structural parameters. *The Econometrics Journal* 21, C1–C68.
- Farrell, M. H. (2015). Robust inference on average treatment effects with possibly more covariates than observations. *Journal of Econometrics* 189, 1–23.
- Farrell, M. H., T. Liang, and S. Misra (2021). Deep neural networks for estimation and inference. *Econometrica* 89(1), 181–213.
- Franklin, J. M., K.-L. Liaw, S. Iyasu, C. W. Critchlow, and N. A. Dreyer (2021). Real-world evidence to support regulatory decision making: New or expanded medical product indications. *Pharmacoepidemiology and Drug Safety* 30(6), 685–693.
- Hernan, M. and J. Robins (2023). *Causal Inference*. Chapman & Hall/CRC Monographs on Statistics & Applied Probab. Taylor & Francis.

- Hou, J., J. Bradic, and R. Xu (2021). Treatment effect estimation under additive hazards models with high-dimensional confounding. *Journal of the American Statistical Association*, In press.
- Hou, J., Z. Guo, and T. Cai (2021). Surrogate assisted semi-supervised inference for high dimensional risk prediction. *arXiv*, 2105.01264.
- Hou, J., N. Kim, T. Cai, K. Dahal, H. Weiner, T. Chitnis, T. Cai, and Z. Xia (2021). Comparison of dimethyl fumarate vs fingolimod and rituximab vs natalizumab for treatment of multiple sclerosis. *JAMA Network Open*, To appear.
- Imbens, G. W. and D. B. Rubin (2015). *Causal Inference for Statistics, Social, and Biomedical Sciences: An Introduction*. Cambridge University Press.
- Kallus, N. and X. Mao (2020). On the role of surrogates in the efficient estimation of treatment effects with limited outcome data.
- Liao, K. P., J. Sun, T. A. Cai, N. Link, C. Hong, J. Huang, J. E. Huffman, J. Gronsbell, Y. Zhang, Y.-L. Ho, et al. (2019). High-throughput multimodal automated phenotyping (map) with application to phewas. *Journal of the American Medical Informatics Association* 26(11), 1255–1262.
- Liu, M., Y. Zhang, and D. Zhou (2021, 06). Double/debiased machine learning for logistic partially linear model. *The Econometrics Journal* 24(3), 559–588.
- Robins, J. M., A. Rotnitzky, and L. P. Zhao (1994). Estimation of regression coefficients when some regressors are not always observed. *Journal of the American Statistical Association* 89(427), 846–866.
- Rotnitzky, A., E. Smucler, and J. M. Robins (2020, 08). Characterization of parameters with a mixed bias property. *Biometrika* 108(1), 231–238.
- Smucler, E., A. Rotnitzky, and J. M. Robins (2019, Apr). A unifying approach for doubly-robust ℓ_1 regularized estimation of causal contrasts. *arXiv e-prints*, arXiv:1904.03737.
- Stone, C. J. (1977). Consistent Nonparametric Regression. *The Annals of Statistics* 5(4), 595 – 620.
- Stone, C. J. (1982). Optimal Global Rates of Convergence for Nonparametric Regression. *The Annals of Statistics* 10(4), 1040 – 1053.
- Tan, Z. (2020). Model-assisted inference for treatment effects using regularized calibrated estimation with high-dimensional data. *The Annals of Statistics* 48(2), 811 – 837.
- Tsiatis, A. (2007). *Semiparametric Theory and Missing Data*. Springer Series in Statistics. Springer New York.
- Van der Vaart, A. W. (2000). *Asymptotic statistics*, Volume 3. Cambridge university press.

- Vermeulen, K. and S. Vansteelandt (2015). Bias-reduced doubly robust estimation. *Journal of the American Statistical Association* 110(511), 1024–1036.
- Wang, Y. and R. D. Shah (2020). Debiased inverse propensity score weighting for estimation of average treatment effects with high-dimensional confounders.
- Zhang, Y., A. Chakraborty, and J. Bradic (2021). Double robust semi-supervised inference for the mean: Selection bias under mar labeling with decaying overlap. *arXiv e-prints*, arXiv:2104.06667.