

## Exploring Earth's Matter Effect in High-Precision Long-Baseline Experiments

Masoom Singh<sup>a,b,\*</sup> and Sanjib Kumar Agarwalla<sup>b,c,d</sup>

<sup>a</sup>*Utkal University, Vani Vihar, Bhubaneswar, Odisha 751004, India,*

<sup>b</sup>*Institute of Physics, Sachivalaya Marg, Sainik School Post, Bhubaneswar 751005, India*

<sup>c</sup>*Homi Bhabha National Institute, Training School Complex, Mumbai 400094, India*

<sup>d</sup>*International Centre for Theoretical Physics, Strada Costiera 11, Trieste 34151, Italy*

*E-mail: masoom@iopb.res.in (ORCID: 0000-0002-8363-7693),  
sanjib@iopb.res.in (ORCID: 0000-0002-9714-8866)*

The Earth's matter effect is going to play a crucial role in measuring the unknown three-flavor neutrino oscillation parameters at high confidence level in future high-precision long-baseline experiments. We observe that owing to the new degeneracies among the most uncertain oscillation parameters ( $\delta_{CP}$ ,  $\theta_{23}$ ) and the average Earth's matter density ( $\rho_{avg}$ ) for the 1300 km baseline, the sensitivity of the upcoming Deep Underground Neutrino Experiment (DUNE) to establish Earth's matter effect reaches only about  $2\sigma$  C.L. for all possible choices of oscillation parameters. We notice that the current uncertainty in  $\delta_{CP}$  degrades the measurement of  $\rho_{avg}$  more as compared to  $\theta_{23}$ . To lift these degeneracies, we explore the possible complementarity between DUNE and Tokai to Hyper-Kamiokande (T2HK/JD) facility with a second detector in Korea, popularly known as T2HKK or JD+KD setup. While DUNE uses wide-band beam with on-axis detector, T2HKK setup plans to use narrow-band beam with two off-axis detectors: one in Japan and other in Korea. We exhibit how the high-precision measurement of  $\delta_{CP}$  in JD+KD setup and the information on  $\rho_{avg}$  coming from DUNE can reduce the impact of these degeneracies in both ( $\rho_{avg} - \delta_{CP}$ ) and ( $\rho_{avg} - \theta_{23}$ ) planes. We show that the combined data from DUNE and JD+KD setups can establish Earth's matter effect at more than  $6\sigma$  C.L. irrespective of both the choices of mass hierarchy: normal (NH) and inverted (IH),  $\delta_{CP}$ , and  $\theta_{23}$ . With the help of this combined data set, we can measure the average matter density ( $\rho_{avg}$ ) with a relative  $1\sigma$  precision of around 11.2% (9.4%) assuming true NH (IH) and  $\delta_{CP} = -90^\circ/90^\circ$ .

\*\*\* *The European Physical Society Conference on High Energy Physics (EPS-HEP2021), \*\*\**

\*\*\* *26-30 July 2021 \*\*\**

\*\*\* *Online conference, jointly organized by Universität Hamburg and the research center DESY \*\*\**

---

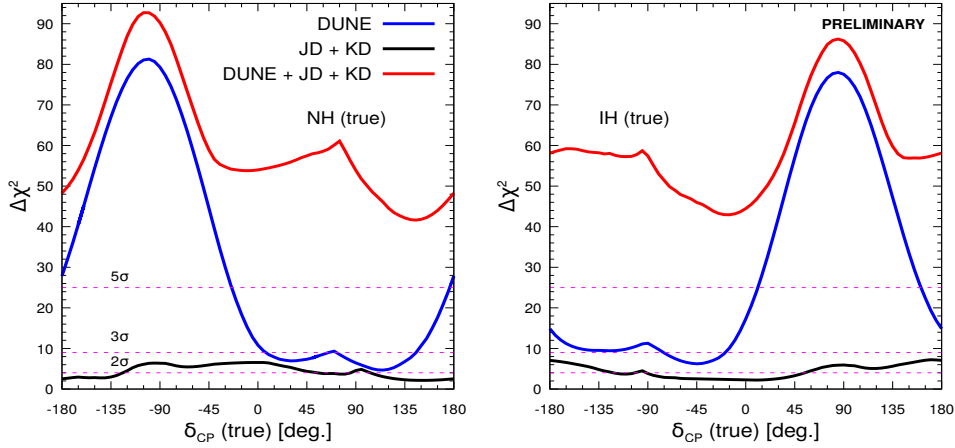
\*Speaker

## 1. Complementarity between DUNE and T2HKK (JD+KD) Setups

In this work, we explore the interesting complementarity between the two next generation high-precision long-baseline experiments DUNE and T2HKK (JD+KD) in establishing the Earth's matter effect [1] by rejecting the vacuum oscillation. The DUNE far detector (a 40 kt LArTPC) will receive an on-axis, high-intensity, wide-band neutrino beam covering both first and second oscillation maxima with a baseline of 1300 km [2]. On the other hand, the T2HKK setup plans to house its first far detector (187 kt, water Cherenkov detector) in Japan (JD) at a distance of 295 km from J-PARC and to deploy an another 187 kt, water Cherenkov detector in Korea (JD+KD) at a baseline of 1100 km [3]. The Japanese (Korean) detector will observe an off-axis ( $2.5^\circ$ ), narrow-band beam covering first (second) oscillation maximum. We expect a high-precision measurement of  $\delta_{\text{CP}}$  and a conclusive evidence for leptonic CP violation from this JD+KD setup, which has very less matter effect. On the other hand, DUNE feels substantial matter effect due to its larger baseline and energies as compared to the JD+KD setup. Therefore, the combined data from DUNE and JD+KD may establish the Earth's matter effect at high C.L. by reducing the impact of possible degeneracies among the oscillation parameters ( $\delta_{\text{CP}}$ ,  $\theta_{23}$ ) and the average Earth's matter density ( $\rho_{\text{avg}}$ ). In this work, we discuss several interesting issues along this direction.

## 2. Establishing Earth's matter effect

We perform our simulations using the GLOBES software [4]. We generate the prospective data with the following choices of oscillation parameters:  $\sin^2 \theta_{23} = [0.44, 0.5, 0.56]$ ,  $\sin^2 2\theta_{13} = 0.085$ ,  $\sin^2 \theta_{12} = 0.307$ ,  $\delta_{\text{CP}}$  in the range  $-180^\circ$  to  $180^\circ$ ,  $\Delta m_{31}^2 = 2.5(-2.4) \times 10^{-3} \text{ eV}^2$  for NH (IH),  $\Delta m_{21}^2 = 7.4 \times 10^{-5} \text{ eV}^2$ , and the average matter density ( $\rho_{\text{avg}} = 2.86 \text{ g/cm}^3$  for all the three (JD, KD, and DUNE) baselines. The statistical significance of the long-baseline experiments to establish



**Figure 1:** The sensitivity of JD+KD (black curves), DUNE (blue curves), and the combined DUNE+JD+KD setup (red curves) in establishing the Earth's matter effect as a function of true  $\delta_{\text{CP}}$  assuming true NH (IH) in the left (right) panel. We consider  $\sin^2 \theta_{23}$  (true) = 0.5 and marginalize over  $\sin^2 \theta_{23} = [0.4 : 0.6]$ ,  $\delta_{\text{CP}} = [-180^\circ : 180^\circ]$ , and  $\Delta m_{31}^2 = \pm [2.36 : 2.64] \times 10^{-3}$  in the fit.

the Earth's matter effect by refuting the vacuum oscillation is defined as follows

$$\Delta\chi^2 = \min_{(\vec{\gamma}, \lambda_1, \lambda_2)} \{ \chi^2(\rho_{\text{avg}}^{\text{true}} \neq 0) - \chi^2(\rho_{\text{avg}}^{\text{test}} = 0) \}, \quad (1)$$

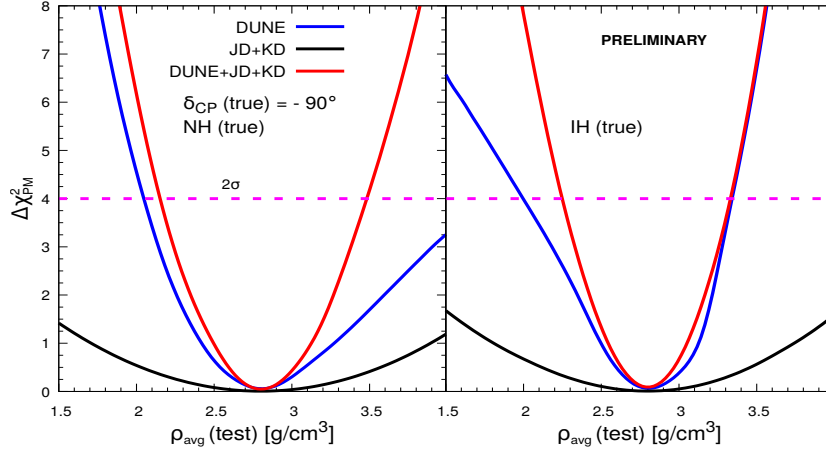
where  $\vec{\gamma} = \{\theta_{23}, \delta_{\text{CP}}, \Delta m_{31}^2\}$  is the set of oscillation parameters on which marginalization is performed and  $\lambda_1, \lambda_2$  are the systematic pulls [5] on signal and background, respectively. In Fig. 1 we observe that DUNE (blue lines) itself can establish the matter effect for about 45% choices of true  $\delta_{\text{CP}}$  at  $5\sigma$  C.L. for both true NH and IH. On the other hand, the JD+KD setup (black lines) alone has very less sensitivity towards the Earth's matter effect. When we combine the performance of DUNE and JD+KD, we observe a significant enhancement in the sensitivity and Earth's matter effect can be established with more than  $6\sigma$  C.L. (red lines) for all possible choices of true  $\delta_{\text{CP}}$  and for both NH and IH. We see this improvement in the sensitivity for the unfavorable choices of true  $\delta_{\text{CP}}$  (around  $0^\circ$  to  $180^\circ$  for true NH and  $-180^\circ$  to  $0^\circ$  for true IH) because the data from JD+KD setup reduces the impact of marginalization over test  $\delta_{\text{CP}}$  while analyzing the data from DUNE.

### 3. Precision measurement of $\rho_{\text{avg}}$

The statistical significance to measure  $\rho_{\text{avg}}$  in a given experiment is defined as

$$\Delta\chi_{\text{PM}}^2(\rho_{\text{avg}}) = \chi^2(\rho_{\text{avg}}) - \chi_0^2, \quad (2)$$

where we obtain  $\chi^2(\rho_{\text{avg}})$  by performing a fit to the prospective data with  $\rho_{\text{avg}} = 2.86 \text{ g/cm}^3$  and  $\chi_0^2$  is the minimum value of  $\chi^2(\rho_{\text{avg}})$  considering  $\rho_{\text{avg}}$  in the range of  $1.5$  to  $4 \text{ g/cm}^3$ . Fig. 2 shows



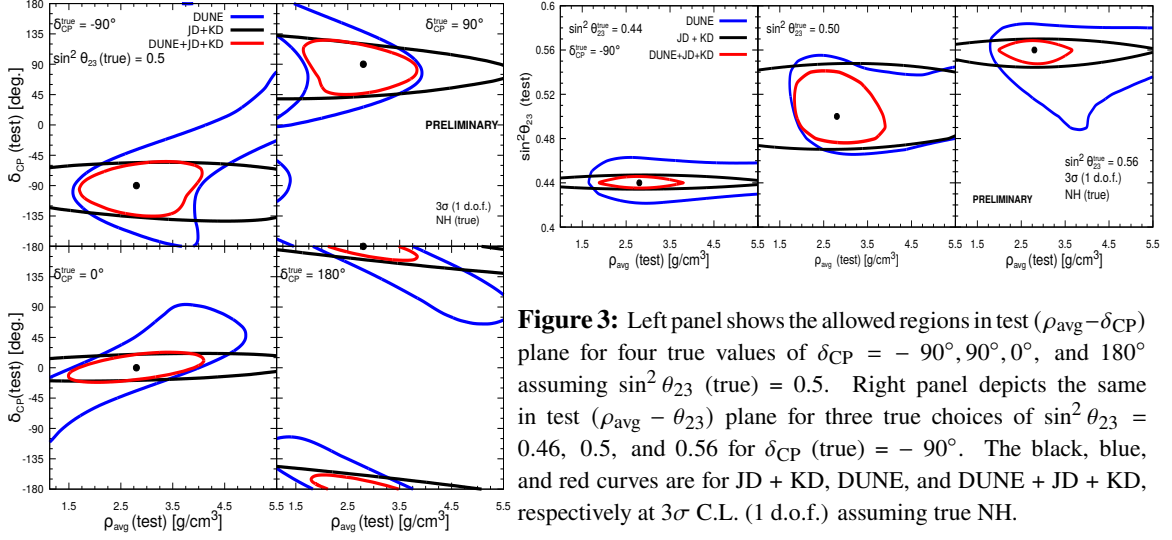
**Figure 2:** Left (Right) panel shows the achievable precision in the measurement of  $\rho_{\text{avg}}$  for JD + KD (black lines), DUNE (blue lines), and DUNE+JD+KD (red lines) assuming true NH (IH). Here, we consider true  $\delta_{\text{CP}} = -90^\circ$  and  $\sin^2 \theta_{23} = 0.5$ . In the fit, we marginalize over  $\sin^2 \theta_{23}$ ,  $\delta_{\text{CP}}$ , and  $\Delta m_{31}^2$  (see Fig. 1 caption).

that the JD+KD setup alone offers a relative  $1\sigma$  precision in  $\rho_{\text{avg}}$  of around 40% (35%) for true NH (IH) assuming  $\delta_{\text{CP}}(\text{true}) = -90^\circ$  and  $\sin^2 \theta_{23}(\text{true}) = 0.5$ . The same for DUNE setup alone is around 15% (12%). Interestingly, when we combine the data from these two high-precision experiments, the achievable precision in  $\rho_{\text{avg}}$  reaches to 11.2% (9.4%).

### 4. Degeneracies in test $(\rho_{\text{avg}} - \delta_{\text{CP}})$ and test $(\rho_{\text{avg}} - \theta_{23})$ Planes

The black curves in left (right) panel of Fig. 3 shows that the JD+KD setup alone can measure  $\delta_{\text{CP}}$  ( $\theta_{23}$ ) quite precisely while having almost no sensitivity towards  $\rho_{\text{avg}}$  due to their shorter

baselines. Whereas the DUNE setup alone can constrain the allowed ranges in  $\rho_{\text{avg}}$  and can provide reasonable measurements of  $\delta_{\text{CP}}$  and  $\theta_{23}$  (blue curves). When we combine the data from



**Figure 3:** Left panel shows the allowed regions in test ( $\rho_{\text{avg}} - \delta_{\text{CP}}$ ) plane for four true values of  $\delta_{\text{CP}} = -90^\circ, 90^\circ, 0^\circ,$  and  $180^\circ$  assuming  $\sin^2 \theta_{23} (\text{true}) = 0.5$ . Right panel depicts the same in test ( $\rho_{\text{avg}} - \theta_{23}$ ) plane for three true choices of  $\sin^2 \theta_{23} = 0.46, 0.5,$  and  $0.56$  for  $\delta_{\text{CP}} (\text{true}) = -90^\circ$ . The black, blue, and red curves are for JD + KD, DUNE, and DUNE + JD + KD, respectively at  $3\sigma$  C.L. (1 d.o.f.) assuming true NH.

these two setups, we see a considerable reduction in the allowed ranges in both ( $\rho_{\text{avg}} - \delta_{\text{CP}}$ ) and ( $\rho_{\text{avg}} - \theta_{23}$ ) planes (red curves) due to the complementary information from these two experiments.

## 5. Conclusion

DUNE with 1300 km baseline has significant matter effect and can measure  $\delta_{\text{CP}}$  and  $\theta_{23}$  with reasonable precision exploiting the information on oscillation pattern at several  $L/E$  values. On the other hand, with a relatively shorter baseline and high statistics JD offers an unmatched sensitivity to the  $\delta_{\text{CP}}$  free from matter effect. KD with a roughly four times baseline than JD has some sensitivity to Earth's matter effect and provides crucial information on  $\delta_{\text{CP}}$  around the second oscillation maxima. In this work, for the first time, we show how the complementary features between DUNE and JD+KD setups can play an important role to establish the Earth's matter effect at more than  $6\sigma$  C.L. for any values of oscillation parameters. The complementary informations coming from DUNE and JD+KD setups also play an important role to provide a high-precision measurement of  $\rho_{\text{avg}}$  and to reduce the allowed regions in ( $\rho_{\text{avg}} - \delta_{\text{CP}}$ ) and ( $\rho_{\text{avg}} - \theta_{23}$ ) planes considerably.

**Acknowledgements :** M.S. acknowledges financial support from DST, Govt. of India (DST/INSPIRE Fellowship/2018/IF180059). S.K.A. acknowledges financial support from DAE, DST, DST-SERB, Govt. of India, and INSA. The numerical simulations are performed using SAMKHYA: High-Performance Computing Facility at Institute of Physics, Bhubaneswar.

## References

- [1] G.L.Fogli *et al.* Phys. Rev. D 66(5) Sep 2002, [hep-ph/0206162].
- [2] T. Alion *et al.* Experiment Simulation Configurations used in DUNE CDR 6.2016.
- [3] Abe *et al.* *Progress of Theoretical and Experimental Physics*, 2018(6), Jun 2018.
- [4] P. Huber *et al.* *Computer Physics Communication* 177(5) 432–438, Sep 2007.
- [5] S. P. Mikheyev and A. Y. Smirnov, Resonant amplification of  $\nu$  oscillations in matter and solar neutrino spectroscopy *Il Nuovo Cimento C* 9(1):17-26, January, 1986.