

Attention Overload*

Matias D. Cattaneo[†] Paul H.Y. Cheung[‡] Xinwei Ma[§] Yusufcan Masatlioglu[¶]

May 30, 2023

Abstract

We introduce an Attention Overload Model that captures the idea that alternatives compete for the decision maker’s attention, and hence the attention that each alternative receives decreases as the choice problem becomes larger. Using this nonparametric restriction on the random attention formation, we show that a fruitful revealed preference theory can be developed and provide testable implications on the observed choice behavior that can be used to (point or partially) identify the decision maker’s preference and attention frequency. We then enhance our attention overload model to accommodate heterogeneous preferences. Due to the nonparametric nature of our identifying assumption, we must discipline the amount of heterogeneity in the choice model: we propose the idea of List-based Attention Overload, where alternatives are presented to the decision makers as a list that correlates with both heterogeneous preferences and random attention. We show that preference and attention frequencies are (point or partially) identifiable under nonparametric assumptions on the list and attention formation mechanisms, even when the true underlying list is unknown to the researcher. Building on our identification results, for both preference and attention frequencies, we develop econometric methods for estimation and inference that are valid in settings with a large number of alternatives and choice problems, a distinctive feature of the economic environment we consider. We also provide a software package in R implementing our empirical methods, and illustrate them in a simulation study.

Keywords: attention frequency, limited and random attention, revealed preference, partial identification, high-dimensional inference.

*We thank Bart Lipman and three anonymous reviewers for their constructive feedback on a previous version of this paper and, in particular, for encouraging us to develop our new heterogeneous preference attention overload model (Section 3). We also thank Whitney Newey, and seminar and conference participants at MIT, Cornell, UC Davis, Rice, Pittsburgh, Rutgers, UCLA, the 2020 Risk, Uncertainty & Decision Conference, the 2020 Southern Economic Association Annual Meeting, and the 2022 Cowles Foundation Econometrics Conference for their comments and suggestions. Cattaneo gratefully acknowledges financial support from the National Science Foundation (SES-2241575).

[†]Department of Operations Research and Financial Engineering, Princeton University.

[‡]Jindal School of Management, University of Texas at Dallas.

[§]Department of Economics, UC San Diego.

[¶]Department of Economics, University of Maryland.

Contents

1	Introduction	1
2	Choice under Attention Overload	5
2.1	Behavioral Implications and Revealed Preferences	7
2.2	Revealed Attention	11
2.3	Comparison to Other Random Attention Models	13
2.4	Econometric Methods	15
3	Heterogeneous Preferences over a List	19
3.1	List-Based Attention Overload	20
3.2	Characterization with Known List	22
3.3	Relationship between AOM and HAOM	25
3.4	Characterization with Unknown List	25
3.5	Econometric Methods	27
A	Appendix: Proofs	28
A.1	Proof of Theorems 1 and 3	28
A.2	Proof of Lemma A.2	30
A.3	Proof of Lemma A.3	30
A.4	Proof of Theorem 4	32
A.5	Proof of Theorem 5	35
A.6	Proof of Theorem 6	36
A.7	Proof of Theorem 7	39
A.8	Proof of Theorem 8	40
A.9	Proof of Theorem 9	40
A.10	Proof of Theorems 10 and 11	41

1 Introduction

Decision-making is becoming a bustling task for consumers due to the abundance of options. For example, Amazon US sells more than 606 million products (87 million products in Home & Kitchen and 62 million in Books). This phenomenon is also witnessed in other domains such as healthcare plans, car insurance, or financial services. The proliferation of so many options forces products to compete with each other for consumer attention.¹ Consumers cannot pay attention to all products: some are going to be more appealing than the others, while many are often unnoticed.

It is now well established in economics, marketing, and other social and behavioral sciences that attention is both limited and stochastic (Hauser and Wernerfelt, 1990; Shocker, Ben-Akiva, Boccara, and Nedungadi, 1991). While being a scarce resource, attention may be even more fragmented and scattered due to fierce advertising competition. According to Statista, the US spent over \$253 billion dollars in advertising in 2019. The burden on consumers becomes excessive with the bombardment of advertisements, cognitive overload, and an abundance of alternatives, resulting in them not paying attention to some of the available products.² As a consequence, the larger the number of options available, the less likely consumers can pay attention to more of them.

This paper studies decision making in settings where the decision makers confront an abundance of options, their consideration sets are random, and their attention span is limited. We assume that the attention any alternative receives will (weakly) decrease as the number of rivals increases, a nonparametric restriction on the attention rule of decision makers, which we called *Attention Overload*. If attention was deterministic, our proposed behavioral assumption would simply say that if a product grabs the consumer’s consideration in a large supermarket, then it will grab her attention in a small convenience store as there are fewer alternatives (Reutskaja and Hogarth, 2009; Visschers, Hess, and Siegrist, 2010; Reutskaja, Nagel, Camerer, and Rangel, 2011; Geng, 2016).

Our baseline choice model has two components: a random attention rule and a homogeneous preference ordering, but we later enhance our model to allow for heterogeneous preferences. The random attention rule is the probability distribution on all possible consideration sets. To introduce our attention overload assumption formally, we define the amount of attention a product receives as the frequency it enters the consideration set, termed *Attention Frequency*. Attention overload then implies that the attention frequency should not increase as the choice set expands. For preferences, we assume that the decision makers have a complete and transitive (first homogeneous, later heterogeneous) preferences over the alternatives, and that they pick the best alternative in their consideration sets. In this general setting where attention is random and limited, and products

¹The limited attention phenomenon has been illustrated in different markets: investment decisions (Huberman and Regev, 2001), school choice (Laroche, Rosenblatt, and Sinclair, 1984; Rosen, Curran, and Greenlee, 1998), job search (Sheridan, Richards, and Slocum, 1975), household grocery consumption (Demuyneck and Seel, 2018), PC purchases (Goeree, 2008), and airport choice (Başar and Bhat, 2004), just to mention a few examples.

²For example, recent Ipsos eye-tracking research suggests that the majority of TV advertising time (55%) is not paid attention to due to multitasking, switching channels, and fast-forwarding. It is also noticed in the literature that consumers consider fewer items (Reutskaja and Hogarth, 2009; Reutskaja, Nagel, Camerer, and Rangel, 2011) or choose the outside option more often (Iyengar and Lepper, 2000) as choice sets expand.

compete for attention, we aim to elicit compatible preference orderings and attention frequencies solely from observed choices.

Existing random attention models cannot capture, or are incompatible with, attention overload. For example, [Manzini and Mariotti \(2014\)](#) consider a parametric attention model with independent consideration where each alternative has a constant attention frequency even when there are more alternatives, and therefore their model does not allow decision makers to be more attentive in smaller decision problems. [Aguiar \(2017\)](#) also share the same feature of constant attention frequency. On the other hand, recent research has tried to incorporate menu-dependent attention frequency ([Demirkan and Kimya 2020](#)) under the framework of independent consideration. This model is so general that it allows for the opposite of attention overload—being more attentive in larger choice sets. The recent models of [Brady and Rehbeck \(2016\)](#) and [Cattaneo, Ma, Masatlioglu, and Suleymanov \(2020\)](#) also allow for the possibility that an alternative receives less attention even when the choice set gets smaller. See [Section 2.3](#) and the supplemental appendix ([Section SA-1](#)) for more discussion on related literature.

We contribute to the decision theory literature by introducing the attention overload nonparametric restriction on the attention frequency, which is the key building block to achieve both preference ordering and attention frequency (point or partial) identification from observed choice data. Our results do not require the attention rule to be observed, nor to satisfy other restrictions beyond those implicitly imposed by attention overload. Since our revealed preference and attention elicitation results are derived from nonparametric restrictions on the consideration set formation, without committing to any particular parametric attention rule, they are more robust to misspecification biases ([Matzkin, 2007, 2013](#); [Molinari, 2020](#)).

The fact that attention is not observed poses unique challenges to both identification of and statistical inference on the decision maker’s preference. This is because one can only identify (and consistently estimate) the choice probabilities from typical choice data, while our main restriction is imposed on the attention rule. Furthermore, as our attention overload assumption does not require a parametric model of consideration set formation, the set of compatible attention rules is usually quite large. In other words, the attention rule is almost never uniquely identified in our model. We nonetheless show that our attention overload assumption, despite being very general, still delivers nontrivial empirical content: we prove in [Section 2](#) that a preference ordering is compatible with our attention overload model if and only if the choice probability satisfies a system of inequality constraints, which corresponds to a form of regularity violation. Furthermore, to improve computation and practical implementation, we discuss how to leverage binary choice problems for identification, estimation, and inference.

Besides revealed preference, information about attention frequency is also an object of interest. For example, it enables marketers to gauge the effectiveness of their marketing strategies, or policymakers to assess whether consumers allocate their attention to better products. Despite the fact that the underlying attention rule may not be identifiable, we show in [Section 2](#) that our nonpara-

metric attention overload behavioral assumption allows for (point or partial) identification of the attention frequency using standard choice data. This result appears to be the first nonparametric identification result of a relevant feature of an attention rule in the random limited attention literature: revealed attention analysis has not been possible under nonparametric identifying restrictions in prior work.

In Section 3, we enhance our attention overload model to accommodate multiple decision makers with heterogeneous preference orderings. Due to the nonparametric nature of our identifying assumption, we must discipline the amount of heterogeneity in the model: we propose the idea of *List-Based Attention Overload*, where alternatives are presented to the customers as a list that correlates with both heterogeneous preferences and random limited attention. Many real-life situations involve consumers encountering alternatives in the form of a list (Simon, 1955; Rubinstein and Salant, 2006). The model is motivated by the observation that an item’s placement on a list has a profound impact on its recollection and evaluation by subjects (Ellison and Ellison, 2009; Augenblick and Nicholson, 2016; Biswas, Grewal, and Roggeveen, 2010; Levav, Heitmann, Herrmann, and Iyengar, 2010). For example, a ranked list of search results provided by a web platform can affect both the search behavior and the perception of individuals about the quality of products (Reutskaja, Nagel, Camerer, and Rangel, 2011).

Our underlying idea is that a common set of characteristics among the decision makers is taken into account to construct the list. For example, a list emerging from search results can be a good proxy for their preferences if decision makers perceive that the search result reflects the true quality of the listed items (Westerwick, 2013).³ Indeed, many commercial websites collect individual consumers’ behavioral data and try to match each consumer with specific products. The list can be thought of as the outcome of personalized recommendations, and therefore individuals facing the same list would share similar tastes. However, individuals might tend to favor their status quo and assign a relatively higher rank to their reference point compared to the rest of the items in the original list. Thus, the existence of the list allows for both heterogeneous preferences and random attention, but restricts the total number of potential preference orderings and attention rules allowed in the choice model.

Attention overload implies that it is often impractical for decision makers to conduct exhaustive searches when many products are on the list. We thus assume that a decision maker investigates alternatives to construct her limited attention consideration set through the list: she might consider only a subset of the alternatives available. Our list-based attention overload model imposes three basic behavioral restrictions on the consideration set formation for a given list: (i) whenever an alternative is considered, all alternatives in the list before it are also taken into account; (ii) if an alternative is not recognized in a smaller set, then it cannot be recognized in a larger set;

³Pan, Hembrooke, Joachims, Lorigo, Gay, and Granka (2007) and Purcell, Rainie, and Brenner (2012) showed that decision makers who have high confidence in search engines think that search engines rank the options best suited to their needs higher. They also showed that people use the search engine’s rankings as a criterion for the quality of products.

and (iii) in binary problems, both options are always considered. These assumptions are, for example, supported by eye-tracking studies showing that people tend to scan search engine results in order of appearance, and then fixate on the top-ranked results even if lower-ranked results are more relevant (Pernice, Whiteman, Nielsen, et al., 2018). To capture heterogeneity in cognitive ability, the model accommodates individuals with different consideration sets as long as they satisfy the above behavioral restrictions, thereby allowing for list-based heterogeneity in random limited attention.

To discipline the amount of preference heterogeneity, we also introduce three behavioral axioms characterizing our proposed heterogeneous (preference) attention overload model for a given list. The first axiom captures a restricted form of regularity violation: removing alternatives will not decrease the choice probabilities of a product as long as there is another product listed before it in both decision problems. The second axiom states that binary choice probabilities decrease as the opponent is ranked higher in the list. The last axioms requires that the total binary choice probabilities against the immediate predecessor in the list must be less than or equal to one. We then show that preference and attention frequencies are (point or partially) identifiable under nonparametric assumptions on the list and attention formation mechanisms, even when the true underlying list is unknown to the researcher.

Based on our identification results, we develop econometric methods for revealed preference and attention analysis in both homogeneous and heterogeneous preference settings, which are directly applicable to standard choice data. We only assume that a random sample of choice problems and choices selections is observed, and then provide methods for estimation of and inference on the preference ordering (homogeneous case), or the preferences frequency (heterogeneous case), and the attention frequency of the decision makers. For example, our methods allow for (i) test whether a specific preference ordering is compatible with our attention overload model, (ii) construct (asymptotically) valid confidence sets, (iii) conduct overall model specification testing, and (iv) estimate preference frequencies in heterogeneous settings. For revealed attention, we obtain (point or partial) identification estimates for attention frequencies in both homogeneous and heterogeneous attention overload models. To establish the validity of our econometric methods, we employ the latest results on high-dimensional normal approximation (Chernozhukov, Chetverikov, Kato, and Koike, 2022). This is crucial because the number of inequality constraints involved in our statistical inference procedures may not be small relative to the sample size. While allowing the dimension (complexity) of the inference problems to be much larger than the sample size, we explicitly characterize the error from a normal approximation for the estimated choice probabilities, thereby shedding light on the finite-sample performance of our proposed econometric methods.

Econometric methods based on revealed preference theory have a long tradition in economics and many other social and behavioral sciences. See Matzkin (2007, 2013), Molinari (2020), and references therein. There is only a handful of recent studies bridging decision theory and econometric methods by connecting discrete choice and limited consideration. Contributions to this new research area include Abaluck and Adams (2021), Barseghyan, Coughlin, Molinari, and Teitelbaum

(2021), Barseghyan, Molinari, and Thirkettle (2021), Cattaneo, Ma, Masatlioglu, and Suleymanov (2020), and Dardanoni, Manzini, Mariotti, and Tyson (2020), among others. Each of these papers imposes different (parametric) identification assumptions on the random consideration and the preferences, producing different levels of identification of preference orderings and consideration set rules. Our paper contributes to this emerging literature by providing new nonparametric results on the identification of and inference for the preference and attention frequencies when decision makers only pay attention to a subset of possibly too many alternatives at random.

The rest of the paper proceeds as follows. Section 2 introduces the setup and our key attention overload assumption under homogeneous preferences, and then proves our main characterization result. That section also presents computationally attractive identification results based on binary comparisons, discusses partial identification of the attention frequency, and outlines valid econometric methods for revealed preference and revealed attention analyses with homogeneous preferences. Section 3 introduces the idea of list-based attention overload to allow for heterogeneous preferences, and presents (point or partial) identification of preference and attention frequencies. That section considers settings where the underlying true list may or may not be known, and also discusses principled econometric methods for estimation and inference using only observed choice data. The appendix contains the proofs of our results, while the online supplemental appendix collects complementary material: (i) in-depth related literature discussion, (ii) simulation evidence, and (iii) omitted technical lemmas and other methodological discussions. We also provide a software package and replication code in R implementing our empirical methods.

2 Choice under Attention Overload

The theoretical analysis in this section revolves around the assumption that attention frequency is monotonic and preferences are homogeneous. Then, in Section 3, we enhance our choice model to allow for heterogeneous preferences.

We denote the grand alternative set as X , and its cardinality by $|X|$. A typical element of X is denoted by a . We let \mathcal{D} be a collection of non-empty subsets of X representing the collection of choice problems. In this section, we allow incomplete data where \mathcal{D} is a strict subset of all non-empty subsets of X , which makes the model still applicable when there is missing data. A *choice rule* is a map $\pi : X \times \mathcal{D} \rightarrow [0, 1]$ such that $\pi(a|S) = 0$ for all $a \notin S$ and $\sum_{a \in S} \pi(a|S) = 1$ for all $S \in \mathcal{D}$. $\pi(a|S)$ represents the probability that the decision maker chooses alternative a from the choice problem S . We assume that the choice rule is identifiable from data; that is, it is known or estimable for the purpose of learning about features of the underlying data generating process in econometrics language (Section 2.4).

An important feature of our model is that consideration sets can be random. An *attention rule* is a map $\mu : 2^X \times \mathcal{D} \rightarrow [0, 1]$ such that $\mu(T|S) = 0$ for all $T \not\subseteq S$ and $\sum_{T \subseteq S} \mu(T|S) = 1$ for all $S \in \mathcal{D}$. $\mu(T|S)$ represents the probability of paying attention to the consideration set $T \subseteq S$

when the choice problem is S . This formulation also allows for deterministic attention rules (e.g., $\mu(S|S) = 1$ represents full attention).

The choice rule and attention rule are standard features of (rational) choice models with random attention. In this paper, we consider a novel feature of these models that is related to the amount of attention each alternative captures for a given μ . We can extract this information from the attention rule by simply summing up the frequencies of consideration sets containing the alternative.

Definition 1 (Attention Frequency). Given μ , the *attention frequency* map $\phi_\mu : X \times \mathcal{D} \rightarrow [0, 1]$ is

$$\phi_\mu(a|S) := \sum_{T \subseteq S: a \in T} \mu(T|S).$$

$\phi_\mu(a|S)$ represents the total probability that a attracts attention in S . Whenever μ is clear from the context, we will omit the subscript μ to reduce notation. In deterministic attention models, the attention that one alternative receives is either zero or one (i.e., whether it is being considered or not). However, in stochastic environments, attention is probabilistic: this means that the attention one alternative receives may not be binary.

When decision makers are overwhelmed by an abundance of options, every choice alternative competes for attention. This implies that as the number of alternatives increases, the competition gets more fierce: the attention frequency to a product should decrease weakly when the set of available alternatives is expanded by adding more options. We call this property *Attention Overload*, the novel nonparametric identifying restriction in this paper.

Assumption 1 (Attention Overload). For any $a \in T \subseteq S$, $\phi_\mu(a|S) \leq \phi_\mu(a|T)$.

If we allow the consideration set to be empty, then we should also require that the frequency of paying attention to nothing increases when the choice set expands. This is related to the choice overload behavioral phenomenon. At this point, we exclude the possibility of paying attention to nothing for simplicity (i.e., $\mu(\emptyset|S) = 0$ for all $S \in \mathcal{D}$). An attention rule μ satisfies attention overload if its corresponding attention frequency is monotonic in the sense of Assumption 1. Section 2.3 compares and contrasts Assumption 1 with other choice models in the literature (see also Section SA-I in the supplemental appendix).

Given the nonparametric attention overload restriction in Assumption 1, the choice rule can be defined accordingly. A (rational) decision maker who follows the attention overload choice model maximizes her utility according to a preference ordering \succ under each realized consideration set.

Definition 2 (Attention Overload Representation). A choice rule π has an attention overload representation if there exists a preference ordering \succ over X and an attention rule μ satisfying attention overload (Assumption 1) such that

$$\pi(a|S) = \sum_{T \subseteq S} \mathbb{1}(a \text{ is } \succ\text{-best in } T) \cdot \mu(T|S)$$

for all $a \in S$ and $S \in \mathcal{D}$. In this case, we say that π is represented by (\succ, μ) or, alternatively, that π is an *Attention Overload Model* (AOM). We also say that \succ represents π if there exists an attention rule μ satisfying attention overload such that π is represented by (\succ, μ) .

To summarize, the unknown model primitives are the attention rule μ and the preference ordering \succ . We only assume that the choice rule π is observable (i.e., point identifiable and estimable from data), and we do not require additional information beyond standard observable choice data. We next investigate the behavioral implications of AOM. Section 2.1 shows that it is possible to (point or partially) identify the underlying preference ordering by exploiting the attention overload Assumption 1, and Section 2.2 presents (point or partial) identification results for the attention frequency. Section 2.4 builds on those identification results and develops feasible econometric methods. Section 3 further demonstrates how to incorporate and study heterogeneous preferences in the presence of attention overload.

2.1 Behavioral Implications and Revealed Preferences

We first investigate characterization and preference elicitation, as they have a close relationship. We aim to determine whether a data generating process possesses an AOM representation, and if it is feasible to identify preference orderings from observed choice data. To accomplish this, we investigate whether a specific preference ordering can accurately represent the data. This is a challenging task due to several potential issues. First, the data may not have an AOM representation at all. Second, even if an AOM representation exists, the actual preference may differ from the proposed preference ordering. Third, even if the proposed preference aligns with the underlying preference ordering, it is still necessary to construct an attention rule that satisfies attention overload and accurately represents the data. Our first main result addresses these challenges by providing a tight representation without the requirement of constructing an attention rule, which can be a laborious task when there are many alternatives.

AOM has several behavioral implications. Assume that (\succ, μ) represents π . Since attention is a requirement for a choice, any choice probability is always bounded above by attention frequency, i.e., $\phi(a|S) \geq \pi(a|S)$. Then, by attention overload, we must have $\phi(a|T) \geq \phi(a|S) \geq \pi(a|S)$ for $T \subseteq S$. In addition, the difference $\phi(a|T) - \pi(a|T)$ captures the probability that a receives attention but is not chosen in T . As a consequence, in these cases, a better option must be chosen in T , which implies $\phi(a|T) - \pi(a|T) \leq \pi(U_{\succ}(a)|T)$, where $U_{\succ}(a)$ denotes the strict upper contour set of a with respect to \succ . (With a slight abuse of notation, we set $\pi(U_{\succ}(a)|T) = \pi(U_{\succ}(a) \cap T|T) = \sum_{b \in T: b \succ a} \pi(b|T)$.) Combining these observations, we get $\pi(a|S) \leq \phi(a|S) \leq \phi(a|T) \leq \pi(U_{\succeq}(a)|T)$, where $U_{\succeq}(a)$ denotes the upper contour set of a with respect to \succ . It follows that

$$\pi(a|S) \leq \pi(U_{\succeq}(a)|T)$$

whenever \succ represents the data. This condition only refers to preferences, not to the attention

rule. Therefore, the following axiom must be satisfied whenever \succ represents the data.

Axiom 1 (\succ -Regularity). For all $a \in T \subseteq S$, $\pi(U_{\succeq}(a)|T) \geq \pi(a|S)$.

Axiom 1 applies to the choice rule π , which is point identifiable and estimable from standard choice data and is stated in terms of a preference ordering \succ , a key unobservable primitive of our model. Given \succ , it is routine to check whether π satisfies \succ -Regularity. This axiom is closely related to, but different from, the classical regularity condition. Axiom 1 trivially implies the regularity condition for the best alternative a^* in T , as $U_{\succeq}(a^*) = \{a^*\}$ and $\pi(U_{\succeq}(a^*)|T) = \pi(a^*|T) \geq \pi(a^*|S)$. Hence, the full power of regularity is assumed. For other alternatives, the regularity condition is partially relaxed. At the other extreme, \succ -Regularity does not restrict the choice probabilities for the worst alternative, a_* , since $U_{\succeq}(a_*) = X$, and hence $\pi(U_{\succeq}(a_*)|T) = 1 \geq \pi(a_*|S)$ for all T , implying that \succ -Regularity holds trivially.

The following result shows that \succ -Regularity is not only necessary but also a sufficient condition for \succ to represent the data.

Theorem 1 (Characterization). π has an AOM representation with \succ if and only if π satisfies \succ -Regularity.

An immediate corollary is that π is AOM if and only if there exists \succ such that \succ -Regularity is satisfied. We provided above the proof of the necessity of \succ -Regularity. The proof of sufficiency, which relies on Farkas's Lemma, is given in the appendix. \succ -Regularity informs us whether π has an AOM representation with \succ . Of course, it is possible that \succ -Regularity can be violated for \succ but is satisfied for another preference \succ' . Hence, \succ -Regularity allows us to identify all possible preference orderings without constructing the underlying attention rule μ .

We now turn to the discussion of revealed preference. We say that b is revealed to be preferred to a if $b \succ a$ for all \succ representing π . Theorem 1 suggests that \succ -Regularity could be a handy method to identify the underlying preference. We first define a binary relation based on \succ -Regularity property:

$$bP_{\pi}a \quad \text{if } b \succ a \text{ for all preference orderings such that } \pi \text{ satisfies } \succ\text{-Regularity.} \quad (1)$$

Again, P_{π} does not require the construction of all AOM representations. Given a candidate preference, finding the corresponding attention rule satisfying attention overload could be a daunting task. On the other hand, checking whether π satisfying \succ -Regularity is straightforward because \succ -Regularity does not require finding the underlying attention rule. Indeed, we utilize this fact in Section 2.4 to develop econometric methods. The next result states the revealed preference of this model.

Corollary 1 (Revealed Preference). Let π be an AOM. Then, b is revealed preferred to a if and only if $bP_{\pi}a$.

Although Theorem 1 and Corollary 1 bypass the need of constructing the underlying attention rule for revealed preference analysis, checking all possible $|X|!$ preference orderings can be computationally expensive. In addition, if the analyst is interested in learning the preference between two alternatives, a and b , then some constraints suggested by \succ -Regularity may provide little to no relevant information. Fortunately, a key observation is that *regularity violations* at binary choice problems can reveal the decision maker's preference. Although this result does not exhaust the nonparametric identification power of Assumption 1, it can be handy and computationally more attractive.

More specifically, if $a, b \in S$ and $\pi(a|S) > \pi(a|\{a, b\})$, then any (\succ, μ) representing π must rank b above a , hence b must be preferred to a . To reach such a conclusion, assume the contrary: there exists (\succ, μ) representing π such that $a \succ b$ and μ satisfying attention overload. First, the attention frequency is always greater (or equal) than the choice probability for any alternative and in any choice set: $\pi(a|S) \leq \phi(a|S)$. In addition, they are equal for the best alternative in any choice set: a is \succ -best in S implies $\pi(a|S) = \phi(a|S)$. Given $a \succ b$, we have $\phi(a|\{a, b\}) = \pi(a|\{a, b\}) < \pi(a|S) \leq \phi(a|S)$. This contradicts our attention overload assumption. The next proposition formalizes this observation.

Proposition 1 (Regularity Violation at Binary Comparisons). Let π be an AOM with (μ, \succ) and $a, b \in S$. If $\pi(a|S) > \pi(a|\{a, b\})$, then $b \succ a$.

Proposition 1 provides a guideline to easy-to-implement revealed preference analysis without knowledge about each particular representation. A natural question is whether we can generalize the implication of Proposition 1 for an arbitrary set $T \subseteq S$ instead of only for binary sets. The answer is not straightforward because identification from regularity violation may not be as sharp when there are more than two alternatives in the smaller set. From Proposition 1, we are able to claim revealed preference between two alternatives, but when the smaller set contains more than two alternatives, we only know there are some alternatives better than a in the smaller set. To see this, suppose not, and a is the best alternative in the smaller set. We must have $\pi(a|T) = \phi(a|T)$. Given that $\phi(a|T) = \pi(a|T) < \pi(a|S) \leq \phi(a, S)$, it contradicts the attention overload assumption. We put this observation in the following proposition.

Proposition 2 (Regularity Violation at Bigger Choice Problems). Let π be an AOM with (μ, \succ) and $a \in T \subset S$. If $\pi(a|S) > \pi(a|T)$, then there exists $b \in T$ such that $b \succ a$.

Both Proposition 1 and 2 are based on regularity violations, and Proposition 2 implies Proposition 1 when T is a binary set. The following example demonstrates how these propositions can be used to limit possible preferences orderings first in order to then apply Theorem 1: regularity violation alone does not exhaust the nonparametric identification power of attention overload in this example.

Example 1. Consider the following choice data:

$\pi(\cdot S)$	a	b	c	d
$\{a, b, c, d\}$	0.05	0.1	0.1	0.75
$\{a, b, c\}$	0.8	0.2	0	–
$\{b, c, d\}$	–	0.7	0.3	0
$\{a, b\}$	0.9	0.1	–	–

where there are $4! = 24$ candidate preference orderings \succ . First, by applying Proposition 1 from $\{a, b, c\}$ to $\{a, b\}$, we know that any \succ with $b \succ a$ would not be represented by the model. Therefore, there are only 12 compatible preferences with AOM. Second, two other regularity violations involve non-binary sets. From $\{a, b, c, d\}$ to $\{a, b, c\}$, since c violate regularity, by Proposition 2, we know that $c \succ a$ and $c \succ b$ would not hold simultaneously, which eliminates 4 additional preference candidates. Analogously, from $\{a, b, c, d\}$ to $\{b, c, d\}$, since d violates regularity, it is impossible that d is preferred to both b and c , which further eliminate 4 preferences. Only four preference orderings remain: $a \succ b \succ c \succ d$, $a \succ b \succ d \succ c$, $a \succ c \succ b \succ d$, and $a \succ c \succ d \succ b$. Finally, we can apply Theorem 1: by checking Axiom 1, we can see that \succ must include $b \succ d$ and $c \succ d$. This eliminates two preferences. Therefore, the only two possible candidates are $a \succ b \succ c \succ d$ and $a \succ c \succ b \succ d$. \perp

In the above example, we show that (i) the data has multiple AOM representations, (ii) $a \succ_1 b \succ c \succ_1 d$ and $a \succ_2 c \succ_2 b \succ_2 d$ represent the data, and (iii) since only \succ_1 and \succ_2 satisfy Axiom 1, the revealed preference P_π is only missing information on b and c (otherwise it is complete). While we had 24 possible candidates, Proposition 1 implied only 12 of them were viable candidates. Then, Proposition 2 eliminated 8 of the remaining ones. Finally, only two satisfied Axiom 1. Hence, Example 1 demonstrates how our main results can be used constructively to identify the set of plausible preferences, while also substantially reducing the computational burden.

Attentive at Binaries

We established how revealed preferences analysis can be done with our nonparametric attention overload assumption. Due to the nature of attention overload, one might suspect that the decision makers are more likely to pay full attention when there are only two alternatives. We now assume that extreme limited attention (i.e., considering only a single option) at binaries cannot exceed a preset probability level, and investigate its implications for revealed preference.

Assume that for any $\eta \geq 0.5$,

$$\eta \geq \max \left\{ \mu(\{a\}|\{a, b\}), \mu(\{b\}|\{a, b\}) \right\} \quad \text{for all } a, b \in X. \quad (2)$$

This condition puts an upper limit on the magnitude of extreme limited attention. As η increases, the probability of limited attention can increase: $\eta = 1$ imposes no constraint on attention behavior. This assumption does not impose a lower bound for full attention. Even in the extreme case, where

η is equal to 0.5, it is still possible that there is no full attention ($\mu(\{a, b\}|\{a, b\}) = 0$). Hence, it is not a demanding condition when compared to full attention at binaries.

Condition (2) can generate additional revealed preferences: $aP_B b$ if $\pi(a|\{a, b\}) > \eta$, for any $\eta \geq 0.5$. Whenever we observe $\pi(a|\{a, b\}) > \eta$, the choice probability of a cannot be entirely attributed to the attention on the singleton set, $\mu(\{a\}|\{a, b\}) \leq \eta$. Then, we must have $\mu(\{a, b\}|\{a, b\}) > 0$ and the decision maker chooses a over b when she pays attention to both alternatives. Hence, it implies that a must be better than b .

We could also interpret the parameter η as a measure of how cautious the policy-maker is when making a welfare judgment. If $\eta = 1$, the policy-maker would not draw any conclusion from binary comparisons only ($P_B = \emptyset$). The choice $\eta = 0.5$ is commonly used in the literature (Marschak, 1959; Fishburn, 1998), which would refer to the largest P_B in our setup—almost uniquely identified.

Condition (2) provides additional revealed preference information if the data on binary comparisons are available. Under (2), the revealed preferences of our model must include P_B . We can then extend our characterization theorem: if π satisfies \succ -Regularity where \succ includes P_B , then the data has an AOM representation with μ satisfying (2). More importantly, P_B improves the result of Proposition 2 (and hence Proposition 1) by restricting the set of plausible preferences. We revisit Example 1 to illustrate this point.

Example 1. (continued) Assume that we observe additional data at $\{b, c\}$: $\pi(b|\{b, c\}) = 0.7$. Then, by Condition (2), we conclude that the only possible preference consistent with the observed choice data is $a \succ b \succ c \succ d$ whenever $\eta \in [0.5, 0.7)$, thereby achieving point identification of the preference ordering.

2.2 Revealed Attention

Our attention overload model builds on the simple nonparametric requirement that each alternative gets weakly less attention in bigger choice problems, which is captured by monotonicity in attention frequency (Assumption 1). Given a dataset, one might want to learn how the attention frequency changes across different alternatives and choice problems. For example, marketers might want to gauge the effectiveness of their marketing strategies, or policy markers could be interested in assessing whether consumers allocate their attention to better products. Since we do not put any restriction on the attention rule, the attention frequency can vary depending on the actual attention rule that the decision maker has. This section shows that it is possible to develop upper and lower bounds for the attention frequency and thus achieve partial identification of ϕ .

Consider bounding ϕ from below first. For any superset $R \supseteq S$, the attention overload assumption implies that $\pi(a|R) \leq \phi(a|R) \leq \phi(a|S)$. Therefore, for any S , $\phi(a|S) \geq \max_{R \supseteq S} \pi(a|R)$. This lower bound on the attention frequency only uses information from the choice rule, which is estimable from standard choice data. Importantly, this lower bound does not require a particular AOM representation, that is, it does not require knowledge of the underlying attention rule. It is

also possible to derive an upper bound for ϕ , although in this case the bound will depend on the preference ordering. Consider a preference \succ and an attention rule μ satisfying attention overload, so that π is an AOM with (\succ, μ) . Then, for any subset $T \subseteq S$, $\phi(a|S) \leq \phi(a|T) \leq \pi(U_{\succeq}(a)|T)$, which implies that $\phi(a|S) \leq \min_{T \subseteq S} \pi(U_{\succeq}(a)|T)$. These observations give the following theorem.

Theorem 2 (Revealed Attention). Let π be an AOM and (μ, \succ) represent π . Then, for every a and S such that $a \in S$,

$$\max_{R \supseteq S} \pi(a|R) \leq \phi_{\mu}(a|S) \leq \min_{T \subseteq S: a \in T} \pi(U_{\succeq}(a)|T).$$

We now consider three extreme cases of Theorem 2. If both the lower bound and the upper bound are 1, we say a attracts full attention at S (Revealed Full Attention). If both bounds are zero, then we say a does not attract any attention at S (Revealed Inattention). The third case happens when the lower bound is zero and the upper bound is one (No Revealed Attention). Indeed, these three cases are the only possibilities when the data is deterministic, which was studied by Lleras, Masatlioglu, Nakajima, and Ozbay (2017). However, they did not provide any characterization result for revealed attention. Theorem 2 provides such characterization not only for stochastic choice but also for its deterministic counterpart, and hence our theorem is also a novel contribution in the competing attention framework for deterministic choice theory.

Since the stochastic data is richer, Theorem 2 covers another interesting case, which we call Partial Revealed Attention: the upper bound is strictly below one and/or the lower bound is strictly above zero. To illustrate revealed attention, we revisit Example 1.

Example 1. (continued) Given the two possible preferences, we can have bounds on attention frequency. Here, we focus on the choice set $\{a, b, c, d\}$. By applying Theorem 2, $\phi(a|\{a, b, c, d\})$ must be 0.05, $\phi(b|\{a, b, c, d\})$ and $\phi(c|\{a, b, c, d\})$ must be between 0.1 and 0.25 and $\phi(d|\{a, b, c, d\})$ must be between 0.75 and 1.

In some cases, the attention frequency will be uniquely identified for certain alternatives. For instance, in addition to Example 1, we have $\pi(c|R) = 0.25$ for some $R \supseteq \{a, b, c, d\}$. Then, the lower bound for $\phi(c|\{a, b, c, d\})$, while being free of the underlying preference, must be 0.25. Hence, the attention frequency is point-identified to be 0.25 since the upper bound is also 0.25.

Theorem 2 is useful in real world applications to inform a firm/government how much attention each product/policy receives among other options. While the lower bound can be interpreted as the pessimistic evaluation for attention, the upper bound captures optimistic evaluation. The question is whether these local pessimistic (optimistic) evaluations hold globally, that is, we ask whether there is an underlying attention rule μ satisfying attention overload such that the attention frequencies agree with the pessimistic (optimistic) evaluations for every set. Due to the richness in attention rule allowed by our Assumption 1, it turns out that the answer is affirmative.

Theorem 3 (Pessimistic Evaluation for Attention). Let π be an AOM and (\succ, μ) represent π .

Then there exists a pessimistic attention rule μ^* such that (\succ, μ^*) is also an AOM representation of π . That is, for all S , $\phi_{\mu^*}(a|S) = \max_{R \supseteq S} \pi(a|R)$.

This theorem concerns the pessimistic evaluation case, but an analogous result can be established for the optimistic evaluation. As a consequence, in econometrics language, Theorem 2 delivers the sharp identified set for ϕ .

2.3 Comparison to Other Random Attention Models

We compare AOM to other existing (random) attention models: Tversky (1972), Manzini and Mariotti (2014), Brady and Rehbeck (2016), Aguiar (2017), Cattaneo, Ma, Masatlioglu, and Suleymanov (2020), and Demirkan and Kimya (2020). With the exception of Cattaneo, Ma, Masatlioglu, and Suleymanov (2020), which imposes a nonparametric restriction, all the other models introduce the idea of random limited attention with a parametric restriction on the attention rule. We show that none of these models can capture the attention overload assumption by comparing their underlying attention rules. Section SA-1 in the supplemental appendix provides further comparisons between AOM and the related literature.

Consider two individuals, Ann and Ben. In a larger decision problem, S , Ann pays attention to all alternatives with probability one (full attention, $\mu_{\text{Ann}}(S|S) = 1$), while Ben experiences attention overload and focuses only on a single alternative a in S while ignoring the rest (limited attention, $\mu_{\text{Ben}}(\{a\}|S) = 1$). We chose these two extreme cases to make our point clear. Existing evidence suggests that, as the size of the available options decreases, the phenomenon of choice overload becomes less evident, leading decision makers to overlook less alternatives. Hence, assuming $|T| < |S|$, Ann continues to exhibit full attention in T but Ben considers more alternatives in T . Table 1 summarizes the comparisons with the literature using these two decision makers.

	Ann	Ben
	Larger set S	
	Full attention $\mu_{\text{Ann}}(S S) = 1$	Limited attention $\mu_{\text{Ben}}(\{a\} S) = 1$
	Predictions for a smaller set $a \in T \subset S$	
Manzini and Mariotti (2014)	$\mu_{\text{Ann}}(T T) = 1$	$\mu_{\text{Ben}}(\{a\} T) = 1$
Tversky (1972); Aguiar (2017)	$\mu_{\text{Ann}}(T T) = 1$	$\mu_{\text{Ben}}(\{a\} T) = 1$
Brady and Rehbeck (2016)	No restriction	$\mu_{\text{Ben}}(\{a\} T) = 1$
Cattaneo, Ma, Masatlioglu, and Suleymanov (2020)	No restriction	$\mu_{\text{Ben}}(\{a\} T) = 1$
Demirkan and Kimya (2020)	No restriction	No restriction
Attention Overload Model (AOM)	$\mu_{\text{Ann}}(T T) = 1$	Increasing Attention

Table 1: Predictions of each model for a smaller set T for Ann and Ben, given that they exhibit full attention and extremely limited attention in the larger set, respectively.

The Independence Attention Model (IAM) of [Manzini and Mariotti \(2014\)](#) and “Elimination by Aspects” Model (EAM) ([Tversky, 1972](#); [Aguiar, 2017](#)) make the same predictions for Ann and Ben. [Manzini and Mariotti \(2014\)](#) considers a parametric model of limited attention where each alternative has a constant attention frequency. Full attention on the larger selection implies that the attention frequency for each alternative in S is one. (Some of the parametric models require the attention parameters be strictly between zero and one, but we can capture these examples either by allowing the parameters to be equal to zero and one, or by taking a limit.) “Elimination by Aspects” attention is an adaptation of [Tversky \(1972\)](#) into limited attention, where alternatives are exogeneously bundled into categories, and the decision maker considers each of these categories with certain probabilities. [Aguiar \(2017\)](#) characterizes a special case of this model with the default option where each category includes the default option. For Ann, both models make the same prediction, which is consistent with attention overload: Ann should pay full attention in T . However, these models do not allow Ben to be more attentive for smaller sets: Ben must pay attention to the singleton $\{a\}$ with probability one. In IAM, this is because the attention frequencies for other alternatives in S are zero, while in EAM, a is the only alternative belonging to the most popular category. Hence, [Manzini and Mariotti \(2014\)](#) and ([Tversky, 1972](#); [Aguiar, 2017](#)) are too restrictive to accommodate attention overload. Furthermore, [Demirkan and Kimya \(2020\)](#) drops the menu-independence assumption in IAM, which leads to no restriction on the attention rule for T , and hence cannot accommodate attention overload either.

The Logit Attention Model (LAM) of [Brady and Rehbeck \(2016\)](#) and the Random Attention Model (RAM) of [Cattaneo, Ma, Masatlioglu, and Suleymanov \(2020\)](#) make the same prediction for our individuals. LAM could be interpreted as a parametric limited attention model where each subset could be the consideration set with some probability. Since Ann exhibits full attention in the larger set, S must be the most probable consideration set, and since S is not a subset of T , Ann is allowed to focus on any subset of T , including a single alternative. For Ben, this model implies Ben must continue to pay attention only to a . RAM imposes a (nonparametric) monotonicity assumption on the attention rule, so that $\mu(T|S) \leq \mu(T|S \setminus b)$ for every $b \notin T \subseteq S$. In RAM, the monotonic attention does not impose any restriction on Ann’s behavior (for example, it could be $\mu_{\text{Ann}}(\{a\}|T) = 1$), but Ben must pay attention to the same single alternative ($\mu_{\text{Ben}}(\{a\}|T) = 1$). In other words, Ann can exhibit the opposite of choice overload, while Ben must exhibit limited attention even in a smaller problem. Therefore, these two models stand in contrast to the concept of attention overload.

In contrast to the existing literature, our AOM introduces a novel nonparametric assumption on attention frequency, which measures how much attention each alternative (rather than each consideration set) receives. That is, $\phi(b|S) \leq \phi(b|S \setminus c)$ for every $b \in S$. If Ann behaves according to AOM, $\mu_{\text{Ann}}(S|S) = 1$ implies $\phi_{\text{Ann}}(b|S) = 1$ for all b , which dictates $\phi_{\text{Ann}}(b|T) = 1$ for all $b \in T$ (full attention). For Ben, AOM imposes that he must consider a for sure ($\phi_{\text{Ben}}(a|T) = 1$), but attention frequency for other alternatives can increase. In particular, AOM allows that $\phi_{\text{Ben}}(b|T) = 1$ for all $b \in T$ (full attention). This discussion makes it clear that our attention overload property

is distinct from all other (parametric or nonparametric) random limited attention models. As a consequence, our AOM captures novel empirical findings and describes novel attention allocation behaviors compared to the existing models in the literature.

2.4 Econometric Methods

We obtained several testable implications and related results for the AOM: Theorem 1, Propositions 1 and 2, and Theorem 2. Our next goal is to develop econometric methods to implement these findings using real data, which can help elicit preferences, conduct empirical testing of our AOM, and provide confidence sets for attention frequencies. To this end, we rely on a random sample of observations consisting of choice data for n units indexed by $i = 1, 2, \dots, n$. Each unit faces a choice problem Y_i , and her choice is denoted by $y_i \in Y_i$. This is formally stated in the assumption below. We recall that $\mathcal{D} \subseteq 2^X \setminus \emptyset$ is a collection of choice problems.

Assumption 2 (Choice Data). The data consists of a random sample of choice problems and observed choices $\{(Y_i, y_i) : 1 \leq i \leq n\}$ with $Y_i \in \mathcal{D}$ and $\mathbb{P}[y_i = a | Y_i = S] = \pi(a|S)$.

A given preference ordering \succ is compatible with our AOM if and only if \succ -Regularity holds. In other words, each preference ordering corresponds to a collection of inequality constraints, which we collect in the following hypothesis:

$$H_0 : \max_{\substack{a \in T \subset S \\ T, S \in \mathcal{D}}} D(a|S, T) \leq 0, \quad \text{where } D(a|S, T) = \pi(a|S) - \pi(U_{\succeq}(a)|T). \quad (3)$$

To construct a test statistic for testing the hypotheses in (3), we can replace the unknown choice probabilities by their estimates, $\hat{\pi}(a|S)$ and $\hat{\pi}(U_{\succeq}(a)|T)$, leading to $\hat{D}(a|S, T) = \hat{\pi}(a|S) - \hat{\pi}(U_{\succeq}(a)|T)$. For example,

$$\hat{\pi}(a|S) = \frac{1}{N_S} \sum_{i=1}^n \mathbb{1}(Y_i = S, y_i = a), \quad N_S = \sum_{i=1}^n \mathbb{1}(Y_i = S).$$

We define the following test statistic

$$T(\succ) = \max \left\{ \max_{\substack{a \in T \subset S \\ T, S \in \mathcal{D}}} \frac{\hat{D}(a|S, T)}{\hat{\sigma}(a|S, T)}, 0 \right\},$$

where $\hat{\sigma}(a|S, T)$ is the standard error of $\hat{D}(a|S, T)$ and takes the form

$$\hat{\sigma}(a|S, T) = \sqrt{\frac{1}{N_S} \hat{\pi}(a|S)(1 - \hat{\pi}(a|S)) + \frac{1}{N_T} \hat{\pi}(U_{\succeq}(a)|T)(1 - \hat{\pi}(U_{\succeq}(a)|T))}.$$

The outer max operation in $T(\succ)$ guarantees that we will never reject the null hypothesis if none of the estimated differences $\hat{D}(a|S, T)$ are strictly positive. In other words, a preference is not

ruled out by our analysis if \succ -Regularity holds in the sample. The statistic depends on a specific preference ordering which we would like to test against for: such dependence is explicitly reflected by the notation $\mathbb{T}(\succ)$.

We investigate the statistical properties of the test statistic in order to construct valid inference procedures, building on the recent work of [Chernozhukov, Chetverikov, and Kato \(2019\)](#) and [Chernozhukov, Chetverikov, Kato, and Koike \(2022\)](#) for many moment inequality testing. (See also [Molinari \(2020\)](#) for an overview and further references.) We seek for a critical value, denoted by $cv(\alpha, \succ)$, such that under the null hypothesis (i.e., when the preference is compatible with our AOM),

$$\mathbb{P}[\mathbb{T}(\succ) > cv(\alpha, \succ)] \leq \alpha + \mathfrak{r}_\succ, \quad (4)$$

where $\alpha \in (0, 1)$ denotes the desired significance level of the test, and \mathfrak{r}_\succ denotes a quantifiable error of approximation (which should vanish in large samples with possibly many inequalities).

To provide some intuition on the critical value construction, the Studentized test statistic is approximately normally distributed in large samples as follows:

$$\frac{\widehat{D}(a|S, T)}{\widehat{\sigma}(a|S, T)} \underset{a}{\sim} \text{Normal} \left(\frac{D(a|S, T)}{\sigma(a|S, T)}, 1 \right).$$

Since $D(a|S, T) \leq 0$ under the null hypothesis, the above normal distribution will be first-order stochastically dominated by the standard normal distribution. Letting $\widehat{\mathbf{D}}$ be the column vector collecting all $\widehat{D}(a|S, T)$, and $\mathbf{\Omega}$ be its correlation matrix, then our test statistic $\mathbb{T}(\succ)$ will be dominated by the maximum of a normal vector with a zero mean and a variance of $\mathbf{\Omega}$, up to the error from normal approximation. Using properties of Bernoulli random variables, an estimate of $\mathbf{\Omega}$ can be constructed with the estimated choice probabilities and the effective sample sizes. We denote the estimated correlation matrix by $\widehat{\mathbf{\Omega}}$. The critical value is then the $(1 - \alpha)$ -quantile of the maximum of a Gaussian vector, and is precisely defined as

$$cv(\alpha, \succ) = \inf \left\{ t : \mathbb{P}[\mathbb{T}^G(\succ) \leq t | \text{Data}] \geq 1 - \alpha \right\}, \quad \mathbb{T}^G(\succ) = \max \left\{ \max(\widehat{\mathbf{\Omega}}^{1/2} \mathbf{z}), 0 \right\},$$

where the inner max operation computes the maximum over the elements of $\widehat{\mathbf{\Omega}}^{1/2} \mathbf{z}$, and \mathbf{z} denotes a standard normal random vector of suitable dimension. Precise definitions and omitted details are given in the supplemental appendix to conserve space. The theorem below offers formal statistical guarantee on the validity of our proposed test.

Theorem 4 (Preference Elicitation with Theorem 1). Assume Assumption 2 holds. Let \mathfrak{c}_1 be the number of comparisons (i.e., inequalities) in (3), and $\mathfrak{c}_2 = (\min_{S \in \mathcal{D}} N_S) \cdot (\min_{\substack{a \in T_{CS} \\ T, S \in \mathcal{D}}} \sigma(a|S, T))$. Then, under the null hypothesis H_0 in (3), the error in rejection probability in (4) holds with $\mathfrak{r}_\succ = C \cdot (\log^5(nc_1)/\mathfrak{c}_2^2)^{1/4}$, where C denotes an absolute constant.

This theorem shows that the error in distributional approximation, τ_{\succ} , only depends on the dimension of the problem (i.e., ϵ_1) logarithmically, and therefore our estimation and inference procedures remain valid even if the test statistic $T(\succ)$ involves comparing “many” pairs of estimated choice probabilities. By providing a statistical guarantee as in (4), our procedures can accommodate situations where both the number of alternatives and the number of choice problems are large, and hence they are expected to perform well in finite samples, leading to more robust welfare analysis results and policy recommendations.

It is routine to incorporate condition (2) into our econometric implementation. Specifically, the test statistic and the critical value we introduced above are based on moment inequality testing. To accommodate the new assumption on attentive at binaries, one only needs to include additional probability comparisons corresponding to the η -constrained revealed preference.

Given the testing procedures we developed, it is easy to construct valid confidence sets by test inversion. To be precise, a dual asymptotically valid $100(1 - \alpha)\%$ level confidence set is

$$\text{CS}(1 - \alpha) = \left\{ \succ : T(\succ) \leq \text{cv}(\alpha, \succ) \right\}.$$

Therefore, for any preference \succ that is compatible with our AOM, we have the statistical guarantee on coverage: $\mathbb{P}[\succ \in \text{CS}(1 - \alpha)] \geq 1 - \alpha - \tau_{\succ}$.

Revealed preference between two alternatives, a and b , can be analyzed based on Theorem 1 by checking, say, if $a \succ b$ for all identified preferences \succ in $\text{CS}(1 - \alpha)$. This approach to revealed preference has the advantage that it exhausts the identification power of our AOM. On the other hand, it comes with a nontrivial computational cost as discussed in Section 2.1. Therefore, we also discuss how Proposition 1 can be implemented in practice. The econometric methods stemming from Theorem 1 and Proposition 1 are complementary: while the former provides a more systematic framework for preference revelation, the latter can be handy if binary comparisons are available in the data or if the analyst is particularly interested in inferring preference ordering among pairs of alternatives. (Also see Example 1, which demonstrates that applying Proposition 1 first to a choice data may greatly reduce the number of preference orderings to be tested against \succ -Regularity.)

We fix two alternatives, say a and b , and let \mathcal{D}_{ab} be the collection of choice problems containing both a and b , excluding the binary comparison; that is, $\mathcal{D}_{ab} = \{S \in \mathcal{D} : S \supsetneq \{a, b\}\}$. We also recall the simplified notation $\pi(a|b) = \pi(a|\{a, b\})$ for binary comparisons. Then, we may deduce the preference ordering $b \succ a$ if we are able to reject the following null hypothesis:

$$H_0 : \max_{S \in \mathcal{D}_{ab}} D(a|S, b) \leq 0, \quad \text{where } D(a|S, b) = \pi(a|S) - \pi(a|b). \quad (5)$$

Constructing a test statistic is straightforward:

$$T(ab) = \max \left\{ \max_{S \in \mathcal{D}_{ab}} \frac{\widehat{D}(a|S, b)}{\widehat{\sigma}(a|S, b)}, 0 \right\},$$

where $\widehat{D}(a|S, b) = \widehat{\pi}(a|S) - \widehat{\pi}(a|b)$, and $\widehat{\sigma}(a|S, b)$ is its standard error. We employ the same technique to construct a critical value. Letting $\widehat{\mathbf{D}}$ be the column vector collecting all $\widehat{D}(a|S, b)$, and $\widehat{\mathbf{\Omega}}$ be its estimated correlation matrix. The critical value is then defined as

$$cv(\alpha, ab) = \inf \left\{ t : \mathbb{P}[\mathbf{T}^G(ab) \leq t | \text{Data}] \geq 1 - \alpha \right\}, \quad \mathbf{T}^G(ab) = \max \left\{ \max(\widehat{\mathbf{\Omega}}^{1/2} \mathbf{z}), 0 \right\}.$$

The following result is a corollary of Theorem 4.

Corollary 2 (Preference Elicitation with Proposition 1). Assume Assumption 2 holds. Let $\mathbf{c} = (\min \{ \min_{S \in \mathcal{D}_{ab}} N_S, N_{\{a,b\}} \}) \cdot (\min_{S \in \mathcal{D}_{ab}} \sigma(a|S, b))$. Then, under the null hypothesis H_0 in (5), the error in rejection probability $\mathbb{P}[\mathbf{T}(ab) > cv(\alpha, ab)] \leq \alpha + \mathbf{r}_{ab}$ holds with $\mathbf{r}_{ab} = C \cdot (\log^5(n|\mathcal{D}_{ab}|)/\mathbf{c}^2)^{1/4}$, where C denotes an absolute constant.

One of our main econometric contributions is a careful study of the properties of the estimated correlation matrix, $\widehat{\mathbf{\Omega}}$, where we provide an explicit bound on the supremum of the entry-wise estimation error $\|\widehat{\mathbf{\Omega}} - \mathbf{\Omega}\|_\infty$. This is further combined with the results in Chernozhukov, Chetverikov, Kato, and Koike (2022) to establish a normal approximation for the centered and normalized inequality constraints, say $(\widehat{D}(a|S, T) - D(a|S, T))/\widehat{\sigma}(a|S, T)$. Cattaneo, Ma, Masatlioglu, and Suleymanov (2020) considered preference elicitation under a monotonic attention assumption, and proposed estimation and inference procedures based on pairwise comparison of choice probabilities as in (3). However, their econometric analysis assumed “fixed dimension,” and hence did not allow the complexity of the problem to be “large” relative to the sample size, which is required in this paper.

We now discuss how to operationalize the partial identification result in Theorem 2 on attention frequency. We will illustrate with the lower bound, $\phi(a|S) \geq \max_{R \supseteq S} \pi(a|R)$, since the upper bound follows analogously. A naïve implementation would replace the unknown choice probabilities by their estimates. Unfortunately, the uncertainty in the estimated choice probabilities will be amplified by the maximum operator, leading to over-estimated lower bounds. Our aim is to provide a construction of the lower bound, denoted as $\underline{\widehat{\phi}}(a|S)$ such that

$$\mathbb{P} \left[\phi(a|S) \geq \underline{\widehat{\phi}}(a|S) \right] \geq 1 - \alpha + \mathbf{r}_{\underline{\widehat{\phi}}(a|S)} \quad (6)$$

with $\alpha \in (0, 1)$ denoting the desired significance level, and $\mathbf{r}_{\underline{\widehat{\phi}}(a|S)}$ denoting the error in approximation, which ideally should become smaller as the sample size increases.

Our construction is based on computing the maximum over a collection of adjusted empirical choice probabilities. To be very precise, we define

$$\underline{\widehat{\phi}}(a|S) = \max_{R \supseteq S, R \in \mathcal{D}} \left\{ \widehat{\pi}(a|R) - cv(\alpha, \underline{\widehat{\phi}}(a|S)) \cdot \widehat{\sigma}(a|R) \right\},$$

where $\widehat{\sigma}(a|R) = \sqrt{\widehat{\pi}(a|R)(1 - \widehat{\pi}(a|R))/N_R}$ is the standard error of the estimated probability $\widehat{\pi}(a|R)$,

and

$$cv(\alpha, \underline{\phi}(a|S)) = \inf \{t : \mathbb{P}[\max(\mathbf{z}) \leq t] \geq 1 - \alpha\},$$

with \mathbf{z} is a standard normal random vector of dimension $|\{R \in \mathcal{D} : R \supseteq S\}|$, the number of supersets of S .

To provide some intuition for the construction, we begin with the normal approximation: $\hat{\pi}(a|R) \stackrel{a}{\sim} \text{Normal}(\pi(a|R), \sigma(a|R))$. Then, the estimated choice probabilities are mutually independent since they are constructed from different subsamples, and

$$\begin{aligned} & \mathbb{P}\left[\hat{\pi}(a|R) - cv(\alpha, \underline{\phi}(a|S)) \cdot \hat{\sigma}(a|R) \leq \pi(a|R), \forall R \supseteq S, R \in \mathcal{D}\right] \\ &= \mathbb{P}\left[\max_{R \supseteq S, R \in \mathcal{D}} \frac{\hat{\pi}(a|R) - \pi(a|R)}{\hat{\sigma}(a|R)} \leq cv(\alpha, \underline{\phi}(a|S))\right] \\ &\approx \mathbb{P}\left[\max(\mathbf{z}) \leq cv(\alpha, \underline{\phi}(a|S))\right] = 1 - \alpha. \end{aligned}$$

where \approx denotes an approximation in large samples. Heuristically, the above demonstrates that with high probability (approximately $1 - \alpha$) the true choice probabilities, $\pi(a|R)$, are bounded from below by $\hat{\pi}(a|R) - cv(\alpha, \underline{\phi}(a|S)) \cdot \hat{\sigma}(a|R)$. This is made possible by the adjustment term we added to the estimated choices probabilities. This idea is formalized in the following theorem, which offers precise probability guarantees.

Theorem 5 (Attention Frequency Elicitation with Theorem 2). Let π be an AOM, and assume Assumption 2 holds. Define $\mathbf{c}_1 = |\{R \in \mathcal{D} : R \supseteq S\}|$ to be the number of supersets of S , and $\mathbf{c}_2 = (\min_{R \supseteq S, R \in \mathcal{D}} N_R) \cdot (\min_{R \supseteq S, R \in \mathcal{D}} \sigma(a|R))$. Then (6) holds with $\mathbf{r}_{\underline{\phi}(a|S)} = C \cdot (\log^5(n\mathbf{c}_1)/\mathbf{c}_2^2)^{1/4}$, where C denotes an absolute constant.

Due to space limitations, the supplemental appendix reports simulation evidence showcasing the empirical performance of our theoretical and methodological econometric results. To be more precise, we test against four preference orderings using simulated data, and in this process, we vary the number of choice problems available (\mathcal{D}) in the data, and the effective sample size of each choice problem (N_S). Overall, our procedure performs well: it is able to reject preference orderings that are not compatible with \succ -Regularity with nontrivial power, while at the same time maintaining size.

3 Heterogeneous Preferences over a List

The analysis so far considered homogeneous preferences, and hence our choice model assumed that every decision maker has the same taste but different levels of attentiveness. This section builds on our previous results and presents a model that describes the choice behavior at both the individual and population levels allowing for preference heterogeneity in the underlying data generating

process. Our heterogeneous preference choice model can be used empirically with aggregate data on a group of distinct decision makers where each of them may differ not only on what they pay attention to but also on what they prefer. The model also allows heterogeneous preferences that may correlate with attention, full independence being a special case.

Limited attention presents particular difficulties for both identifying and drawing econometric conclusions about the decision maker’s preferences. Furthermore, it is well-known that, even under full attention, the classical Random Utility Model (RUM) suffers from non-uniqueness due to varying tastes (Fishburn, 1998; Turansick, 2022). Therefore, simply adding heterogeneous preferences to our AOM renders the identification exercise hopeless without additional structure. To address this challenge, we impose a nonparametric restriction on possible preference types and consideration sets to discipline our proposed choice model with heterogeneous preferences: our key idea is that alternatives are presented to the decision maker as a list that correlates with both heterogeneous preferences and random (limited) attention. Our modeling strategy that individuals come across various options presented as a list is motivated by real-world scenarios. For example, customers often browse Amazon’s ordered search results or receive a ranked list of advertisements, not to mention decision makers employing web search engines.

We first assume that the list is observable. This assumption may be reasonable in situations where we can observe Amazon’s product list for each product category, a ballot for a specific election, Google’s search results for a keyword, etc. In Section 3.4, we relax this assumption and endogenize the list, allowing for identification of heterogeneous preferences when the true underlying list is unknown to the researcher.⁴

3.1 List-Based Attention Overload

Consider individuals who encounter a ranked list of results provided by a search platform, where each individual in the population faces the same list. Formally, we assume there is a list of items represented by the linear order \triangleright . Let $\langle a_1, a_2, \dots, a_{|X|} \rangle$ be the enumeration of the elements in X with respect to \triangleright , where a_j denotes the item in the j th position, and $|X|$ is the size of the grand set X . In other words, $j < k$ implies that a_j appears earlier in the list than a_k , which is equivalent to saying $a_j \triangleright a_k$. We will use both notation, $j < k$ and $a_j \triangleright a_k$, interchangeably. For a choice problem $S \subseteq X$, we also enumerate its elements as $\langle a_{s_1}, a_{s_2}, \dots, a_{s_{|S|}} \rangle$.

It is often impractical for consumers to conduct exhaustive searches because their attention is limited. Through the list, a decision maker investigates alternatives to construct her consideration set but she might consider only a subset of the alternatives available to her due to limited attention. Our proposed model will impose three basic behavioral restrictions on the consideration set

⁴The supplementary appendix (Section SA-1) gives a review of the related literature on limited attention and heterogeneous preferences (e.g., Aguiar, Boccardi, Kashaev, and Kim, 2023; Kashaev and Aguiar, 2022; Dardanoni, Manzini, Mariotti, and Tyson, 2020; Gibbard, 2021; Dardanoni, Manzini, Mariotti, Petri, and Tyson, 2023; Barseghyan, Molinari, and Thirkettle, 2021; Abaluck and Adams, 2021; Barseghyan and Molinari, 2023), and choice over list (e.g., Rubinstein and Salant, 2006; Guney, 2014; Yildiz, 2016; Ishii, Kovach, and Ülkü, 2021).

formation for a given list. Let $\Gamma(S)$ be the consideration set when the choice problem is S . First, we assume that the consideration set obeys the underlying order: if a_k belongs to the consideration set, so does every feasible alternative that appeared before a_k , i.e., $a_k \in \Gamma(S)$ and $a_j \in S$ such that $j < k$ imply $a_j \in \Gamma(S)$. In words, whenever an alternative is considered, all alternatives in the list before it are also taken into account. Second, we assume that alternatives are in competition for consumers' attention: if a belongs to the consideration set of a larger choice problem, then a will be considered for smaller choice problems, i.e., if $a \in \Gamma(S)$ and $a \in T \subset S$, then $a \in \Gamma(T)$. Intuitively, if an alternative is not recognized in a smaller set, then it cannot be recognized in a larger set. Finally, we assume that each individual always considers both items in binary problems, i.e., $\Gamma(S) = S$ whenever $|S| = 2$. We collect these conditions in the following definition.

Definition 3 (List-based Attention Overload). A deterministic consideration set mapping Γ satisfies list-based attention overload on \succ (i.e., $\langle a_1, a_2, \dots, a_{|X|} \rangle$) if (i) for every $T \subseteq S$, $a_k \in \Gamma(S)$ and $a_j \in T$, $j \leq k$ implies $a_j \in \Gamma(T)$; (ii) $\Gamma(S) = S$ whenever $|S| = 2$.

Any Γ satisfying list-based attention overload is an attention rule satisfying our attention overload assumption. We denote \mathcal{AO}_\succ as the set of all consideration set rules satisfying list-based attention overload with respect to \succ .

Individuals are also heterogeneous in terms of their preferences. Unlike RUM, we assume that the set of preferences is related to the underlying list. First, our model recognizes that some individuals perceive search results as reflecting the true quality of listed items. Indeed, many commercial websites collect individual consumers' behavioral data and try to match each consumer with personally relevant products. The list can be thought of as the outcome of personalized recommendations. Individuals facing the same list share similar tastes. However, our model also captures the idea that individuals might favor their status quo, meaning that they assign a relatively higher rank to their reference point compared to other items in the original list. This assumption restricts potential preferences exhibited in the model. For all $j < k$, define \succ_{kj} as a linear order where the k th alternative in \succ is moved to the j th position. To give some examples, \succ_{21} corresponds to the ordering $\langle a_2, a_1, a_3, a_4, \dots, a_{|X|} \rangle$, and \succ_{42} is $\langle a_1, a_4, a_2, a_3, \dots, a_{|X|} \rangle$. We call \succ_{kj} a single improvement of \succ , and we use \mathcal{P}_\succ to denote the set of all single improvements of \succ including \succ itself. For notational convenience, we let $\succ_{kk} = \succ$. If $\succ \in \mathcal{P}_\succ$, this implies that there exists a unique alternative a_k such that its relative ranking improved with respect to \succ . Orderings involving multiple changes to the original list order \succ , such as $\langle a_2, a_1, a_4, a_3, \dots, a_{|X|} \rangle$, are not allowed.

Each pair $(\Gamma, \succ) \in \mathcal{AO}_\succ \times \mathcal{P}_\succ$ induces a deterministic choice function, which corresponds to a particular type in our model. Let τ be a probability distribution on $\mathcal{AO}_\succ \times \mathcal{P}_\succ$, so $\tau(\Gamma, \succ)$ is the probability of (Γ, \succ) being the choice type. Each τ naturally induces a probabilistic choice function:

$$\pi(a|S) = \tau\left(\left\{(\Gamma, \succ) \in \mathcal{AO}_\succ \times \mathcal{P}_\succ : a \text{ is } \succ\text{-best in } \Gamma(S)\right\}\right). \quad (7)$$

The probabilistic choice function induced by τ sets the probability of an alternative a being chosen from an alternative set S as the sum of probabilities of choice types that select a from S .

Our goal is to tackle the “inverse problem”: given a probabilistic choice function π (which is identified from a choice data), whether it can be represented with our list-based attention overload model. We first state the precise definition.

Definition 4 (Heterogeneous Preference Attention Overload). We say that a probabilistic choice function π has a *Heterogeneous Preference Attention Overload* representation with respect to \triangleright ($\text{HAOM}_{\triangleright}$) if there exists τ on $\mathcal{AO}_{\triangleright} \times \mathcal{P}_{\triangleright}$ such that (7) holds.

$\text{HAOM}_{\triangleright}$ introduces heterogeneity both in terms of preferences and attention. This feature makes this model independent of RUM. (If the support of τ consists of only choice types with $\Gamma(S) = S$, then the model becomes a special case of RUM.) Due to limited attention, $\text{HAOM}_{\triangleright}$ allows choice types outside of the preference maximization paradigm, and therefore it captures behaviors outside of RUM. On the other hand, since RUM allows more preference types, some choice behaviors can be only captured by RUM but not by $\text{HAOM}_{\triangleright}$. Having said that, $\text{HAOM}_{\triangleright}$ still encompasses more choice types than RUM, even though we restrict the set of possible preferences. This is because $\text{HAOM}_{\triangleright}$ considers two types of heterogeneity (attention and preferences), while RUM only allows for heterogeneity in preference ordering. Our AOM can be regarded as another extreme of $\text{HAOM}_{\triangleright}$, as it requires that every choice type has the same preferences but it imposes a mild nonparametric restriction on attention. See Section 3.3 for more discussion.

3.2 Characterization with Known List

We now provide a list of behavioral postulates describing the implications of $\text{HAOM}_{\triangleright}$ for a given list \triangleright . Since the model is more involved in terms of types, the following results require that \mathcal{D} includes all non-empty subsets of X , which is a common assumption on choice models that involve random utility.

We first highlight that $\text{HAOM}_{\triangleright}$ allows violations of the regularity condition, while regularity always holds in RUM. However, $\text{HAOM}_{\triangleright}$ limits the types of regularity violations that are permissible. For example, there will be no regularity violation as long as the first alternative in the list is always present. This is because only choice types $\{\Gamma : a_k \in \Gamma(S)\} \times \{\succ_{k1}\}$ will pick a_k in the presence of a_1 (assuming $k > 1$), and they will continue choosing a_k in a smaller choice problem $T \subset S$. Indeed, we can generalize this intuition: removing alternatives will not decrease the choice probabilities of a product as long as there is another product listed before it in both decision problems. Consider two products a_k and a_j such that $j < k$, then the choice probability of a_k obeys regularity conditions, i.e., $\pi(a_k|T) \geq \pi(a_k|S)$ for $T \subset S$ provided that $a_j \in T$. This is our first behavioral postulate for $\text{HAOM}_{\triangleright}$.

Axiom 2 (List-Regularity). For all $a_j, a_k \in T \subset S$ with $j < k$, $\pi(a_k|T) \geq \pi(a_k|S)$.

The following property imposes a structure on binary choices. It simply says everything else equal, being listed earlier increases choice probabilities on binary comparisons. For example, compared to the third product in the list, the first product is chosen more frequently than the second

one. In other words, binary choice probabilities decrease as the opponent is ranked higher in the list. For example, a_3 is going to be chosen against a_2 more often than against a_1 . This is because the individual considers both alternatives in every binary comparison. Hence, being listed earlier is reflected in choice probabilities. We adopt the following notation for binary comparisons: $\pi(a_k|a_\ell) := \pi(a_k|\{a_k, a_\ell\})$.

Axiom 3 (List-Monotonicity). For all a_j, a_k, a_ℓ such that $j < k < \ell$, $\pi(a_\ell|a_k) \geq \pi(a_\ell|a_j)$.

Again consider binary comparisons. Assume we have $\pi(a_2|a_1) = 0.6$. This implies that the frequency of \succ_{21} must be 0.6, and those types must prefer a_2 over a_3 as well (our model only allows preferences that are single improvements over the original list order). Hence, $\pi(a_3|a_2)$ must be smaller than $0.4 = 1 - 0.6$. The next axiom generalizes this intuition: the total binary choice probabilities against the immediate predecessor in the list must be less than or equal to 1.

Axiom 4 (List-Boundedness). $\sum_{j=2}^{|X|} \pi(a_j|a_{j-1}) \leq 1$.

HAOM $_{\triangleright}$ introduces some compatibility among all the preference types in the population because each preference type is a single improvement of \triangleright . However, it allows for a significant level of heterogeneity in attention. Our next theorem indicates that HAOM $_{\triangleright}$ can still make predictions because it states that the three axioms completely characterize HAOM $_{\triangleright}$.

Theorem 6 (Characterization). Given \triangleright , a choice rule π satisfies Axioms 2–4 if and only if π has an HAOM $_{\triangleright}$ representation.

Theorem 6 establishes both a necessary and sufficient condition for HAOM $_{\triangleright}$. The importance of this theorem lies in its applicability to any dataset, even when RUM is not applicable. This makes it a powerful tool for studying choice behaviors beyond utility maximization. In contrast to RUM, our choice model enjoys strong identification for preferences in $\mathcal{P}_{\triangleright}$: the frequency of each preference type in $\mathcal{P}_{\triangleright}$ is uniquely (point) identified. To state it formally, we define the preference type frequency for each \succ , $\tau(\succ) := \tau(\{(\Gamma, \succ) : \Gamma \in \mathcal{AO}_{\triangleright}\})$; that is, $\tau(\succ)$ represents the total probability of \succ being the underlying preferences. If both τ_1 and τ_2 are HAOM $_{\triangleright}$ representations of π , then $\tau_1(\succ) = \tau_2(\succ)$. The uniqueness of HAOM $_{\triangleright}$ is in sharp contrast to the non-uniqueness of RUM.

Given the uniqueness result, we now ask whether we can reveal the frequency of specific preference types. Our revealed preference serves (at least) two purposes. First, it identifies the specific form of heterogeneity in the population in terms of preferences. Second, it provides a unique weight for each preference type within this heterogeneity. For example, by using these weights, a policy-maker can evaluate how a particular policy affects each agent in the heterogeneous population and then combine these effects with precisely identified weights. Furthermore, when we interpret \succ_{kj} as the status quo bias preferences, $\tau(\succ_{kj})$ is the frequency of people whose default option is a_k and the strength of bias is $j - k$ (the difference between the original and final ranking of the default a_k). Hence, our identification result can be used to measure the status quo bias in the data. For

the theorem below, we recall the adopted convention that $\succ_{11} := \triangleright$, which corresponds to choice types whose preference coincides with the original list order.

Theorem 7 (Revealed Preference Types). Let τ be a $\text{HAOM}_{\triangleright}$ representation of π . Then,

$$\tau(\succ_{kj}) = \begin{cases} \pi(a_k|a_j) - \pi(a_k|a_{j-1}) & \text{if } k > j > 1 \\ \pi(a_k|a_j) & \text{if } k > j = 1 \end{cases},$$

and $\tau(\succ_{11}) = 1 - \sum_{k=2}^{|X|} \pi(a_k|a_{k-1})$.

To provide some intuition, recall from Definition 3 that decision makers pay full attention in binary comparisons. This implies that for $j < k$, the choice probability $\pi(a_k|a_j)$ is just the frequency of choice types who rank a_k at or higher than the j th position; that is, $\pi(a_k|a_j) = \sum_{\ell \leq j} \tau(\succ_{k\ell})$. This observation justifies the first part of the theorem. Now take $j = k - 1$. Then $\pi(a_k|a_{k-1})$ is the frequency of choice types who do not agree with \triangleright on the ranking of a_k , which leads to the second conclusion of the theorem.

The identification result provided by Theorem 7 is based on binary choices. While it provides point identification, it can only be used when all binary comparisons $\{a_k, a_j\}$ such that $k > j$ are available in the data. When the data is incomplete, in the sense that not all possible comparisons are observed (or identifiable and estimable in econometrics language), we can provide bounds for the frequency of preference types: if a non-top alternative is chosen, it must be attributed to the types who like that alternative better than the top alternative. In this sense, the choice probability is the lower bound of those types since some of these decision maker types might not have looked far enough down the list (i.e., random and limited attention).

Proposition 3 (Bounds for Preference Types). Let τ be a $\text{HAOM}_{\triangleright}$ representation of π . Fix S and let a_{s_1} be its top-listed item. Then, for $k > s_1$, $\pi(a_k|S) \leq \tau(\{(\Gamma, \succ) : \Gamma \in \mathcal{AO}_{\triangleright} \text{ and } a_k \succ a_{s_1}\})$.

To close this subsection, we demonstrate how to perform revealed attention analysis on our choice model with heterogeneous preference and random attention; c.f., Section 2.2. Given τ , we define the attention frequency for an alternative $\phi_{\tau}(a|S) := \tau(\{(\Gamma, \succ) : a \in \Gamma(S)\})$; that is, $\phi_{\tau}(a|S)$ represents the total probability of a being considered in the population when the choice set is S . Under RUM, this is assumed to be equal to one for all alternatives in S (full attention). In our model, while full attention holds for the first alternative on the list, it might not hold for other alternatives. Even though we cannot point identify the attention frequency for other alternatives, we provide upper and lower bounds. For notation convenience, we will drop the subscript and use $\phi(a|S) = \phi_{\tau}(a|S)$.

Theorem 8 (Revealed Attention). Let τ be a $\text{HAOM}_{\triangleright}$ representation of π . Fix S and let a_{s_1} be its top-listed item. Then, (i) $\phi(a_{s_1}|S) = 1$; (ii) for $a_k \in S$ and $k > s_1$,

$$\max_{R \supseteq S} \sum_{\ell \geq k} \pi(a_{\ell}|R) \leq \phi(a_k|S) \leq 1 - \sum_{s_1 < j \leq k: a_j \in S} \left(\max_{R \supseteq \{a_{s_1}, a_j\}} \pi(a_j|R) - \min_{\{a_{s_1}, a_j\} \subseteq T \subseteq S} \pi(a_j|T) \right).$$

3.3 Relationship between AOM and HAOM

We compare AOM, HAOM \triangleright , and RUM given our characterization results. Since AOM assumes a fixed preference ordering while HAOM \triangleright allows for heterogeneous preferences, we assume the underlying preference in AOM is \triangleright and thus use the notation AOM \triangleright . To start, RUM is characterized by the positivity of Block-Marschak conditions (Falmagne, 1978), which implies regularity, and thus RUM satisfies List-regularity. However, List-regularity does not imply the positivity of Block-Marschak conditions, and therefore RUM is independent of HAOM \triangleright .

We give a simple example below to illustrate the difference between AOM \triangleright , HAOM \triangleright and RUM. Table 2 provides a set of parametric probabilistic choices described by $\pi_{(\alpha,\beta)}$, where $\alpha \in [0, 0.8]$ and $\beta \in [0, 1]$. Let \triangleright be $\langle a_1, a_2, a_3 \rangle$. When $\alpha > \beta$, we have $\pi_{(\alpha,\beta)}(a_1|\{a_1, a_2, a_3\}) > \pi_{(\alpha,\beta)}(a_1|\{a_1, a_2\})$. Hence, $\pi_{(\alpha,\beta)}$ cannot be represented by RUM (due to regularity violation) or AOM \triangleright (due to the revelation $a_3 \triangleright a_1$) when $\alpha > \beta$. On the other hand, $\pi_{(\alpha,\beta)}$ cannot be represented by HAOM \triangleright when $\beta < 0.40$ (Axiom 4 is violated). Therefore, if $\alpha < \beta < 0.40$, $\pi_{(\alpha,\beta)}$ can be represented by RUM and AOM \triangleright but not HAOM \triangleright . Similarly, if $\alpha > \beta > 0.40$, $\pi_{(\alpha,\beta)}$ can be represented by HAOM \triangleright but not RUM nor AOM \triangleright . Figure 1 gives a full graphical representation.

$\pi_{(\alpha,\beta)}$	$\{a_1, a_2, a_3\}$	$\{a_1, a_2\}$	$\{a_1, a_3\}$	$\{a_2, a_3\}$
a_1	α	β	0.70	—
a_2	$0.80 - \alpha$	$1 - \beta$	—	0.60
a_3	0.20	—	0.30	0.40

Table 2: Probabilistic choice functions.

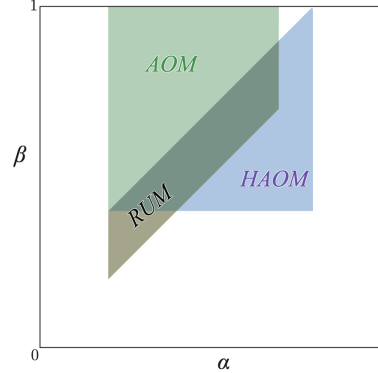


Figure 1: Areas covered by each model.

We now consider a particular choice: $\pi_{(0.75,0.50)}$, which can be represented by HAOM \triangleright but not AOM \triangleright . In other words, there is no attention rule satisfying attention overload property such that (\triangleright, μ) represents $\pi_{(0.75,0.50)}$. On the other hand, HAOM \triangleright can accommodate this behavior since it allows multiple preferences. Indeed, we use Theorem 7 to identify uniquely each preference type. Then, we must have $\tau(\succ_{11} = \triangleright) = 0.10$, $\tau(\succ_{21}) = 0.50$, $\tau(\succ_{31}) = 0.30$, and $\tau(\succ_{32}) = 0.10$. Similarly, we can provide bounds for revealed attention for each alternative. Since a_1 is the first item in the list, we must have $\phi(a_1|\{a_1, a_2, a_3\}) = 1$. For other alternatives, Theorem 8 dictates that $0.25 \leq \phi(a_2|\{a_1, a_2, a_3\}) \leq 0.55$, and $0.2 \leq \phi(a_3|\{a_1, a_2, a_3\}) \leq 0.45$.

3.4 Characterization with Unknown List

Our results so far have operated under the assumption that the list is exogenously given, which may be appropriate in settings where the true list is discernible to the researcher (e.g., Amazon

search results, a voting ballot, or a Google search). Axioms 2–4 were expressed in relation to the list \triangleright , which is a primitive of our choice model with heterogeneous preferences. Thus, they should be interpreted as an identification mechanism that takes in both a probabilistic choice function and a list. In this section, we relax the assumption that the list \triangleright is known, and show how to obtain preference elicitation in our choice model.

We describe to what extent one can identify the list of a given probabilistic choice function for a $\text{HAOM}_{\triangleright}$ representation. First, we introduce the following definition.

Definition 5 (Strict Choice Rule). A probabilistic choice function π is *strict* if $\pi(a|b) \neq \pi(a|c)$ for all distinct a, b, c .

For the revelation of the list, we assume that π is strict and that the model $\text{HAOM}_{\triangleright}$ is correctly specified, and we investigate whether the underlying list is identifiable from choice data. There are at least two ways to elicit \triangleright in our choice model. First, if we have $\pi(a|S) < \pi(a|T)$ for some $a \in S \subseteq T$, then we know that a must appear before all alternatives in T by Axiom 2. Second, we can use the information coming from binary menus. Suppose we have $\pi(c|b) > \pi(c|a)$, we can immediately conclude that it cannot be $b \triangleright a \triangleright c$ by Axiom 3. In other words, if c is after a and a is after b , c should be chosen more often with the one ranked closer. Since we observe the opposite situation, then it must not be that c is after a , and a is after b . Note that $\pi(c|b) > \pi(c|a)$ also implies $\pi(c|b) + \pi(a|c) > 1$, which would violate the boundedness imposed by Axiom 4 if it is $b \triangleright c \triangleright a$. On the other hand, by analogy, observing $\pi(b|c) > \pi(b|a)$ will rule out the other two possibilities, i.e. $c \triangleright a \triangleright b$ and $c \triangleright b \triangleright a$. Therefore, the remaining possibilities are $a \triangleright b \triangleright c$ and $a \triangleright c \triangleright b$. In either case, we know that a appears before b and c . We define the following L_{π} binary relation:

$$aL_{\pi}b \text{ if (i) there exists } \{a, b\} \subseteq S \subseteq T \text{ such that } \pi(a|S) < \pi(a|T), \text{ or} \\ \text{(ii) there exists } c \in a \text{ such that } \pi(c|b) > \pi(c|a) \text{ and } \pi(b|c) > \pi(b|a).$$

Our discussion shows that if any π has a $\text{HAOM}_{\triangleright}$ representation, then L_{π} must be a subset of \triangleright . While this is an important observation, the application could be limited if L_{π} is incomplete. The next theorem illustrates that L_{π} is “almost” complete. That is, L_{π} includes all binary comparisons except the binary comparison of the last two alternatives in the list. In other words, L_{π} identifies the list up to the last two elements. It is possible that some data also reveals the position of the last two elements.

Theorem 9. If a strict π has a $\text{HAOM}_{\triangleright}$ representation, the list is uniquely identified up to the last two elements by L_{π} .

Theorem 9 guarantees that the list is almost point identified: L_{π} is missing one binary comparison. Hence, there are two completions of L_{π} . It is routine to check whether Axioms 2–4 are satisfied by (at least) one of those completions. We can state the following corollary as the characterization result for the unknown list environment.

Corollary 3 (Characterization). A strict π has a $\text{HAOM}_{\triangleright}$ representation if and only if (i) L_π ranks everything except the last two alternatives and (ii) π satisfies Axioms 2–4 according to one possible completion of L_π .

For necessity, the first requirement is given by Theorem 9, and the second one is given by the fact that π has a $\text{HAOM}_{\triangleright}$ representation in \triangleright , which is a completion of L_π according to Theorem 9. The sufficiency is given by Theorem 6.

3.5 Econometric Methods

We first discuss how to empirically bound the frequency of different preference types. To implement the partial identification result in Proposition 3, we fix two positions, $1 \leq j < k$. We are interested in bounding the fraction of decision maker who rank a_k at or above the j th position. In other words, we consider the following parameter of interest:

$$\theta_{kj} = \sum_{\ell \leq j} \tau(\succ_{k\ell}).$$

We have $\theta_{kj} \geq \theta_{ks_1} \geq \pi(a_k|S)$ for any choice problem $\langle a_{s_1}, a_{s_2}, \dots, a_{s_{|S|}} \rangle$ satisfying (i) $a_k \in S$, and (ii) $s_1 \leq j$, where the first inequality follows from the definition of θ_{kj} , and the second inequality follows by Proposition 3.

We construct a lower bound for θ_{kj} by computing the maximum over a collection of adjusted empirical choice probabilities. (The same idea has been used to empirically bound the attention frequency in Section 2.4 and Theorem 5.) Let $\mathcal{D}_{kj} = \{S : a_k \in S, s_1 \leq j\}$. We define

$$\hat{\underline{\theta}}_{kj} = \max_{S \in \mathcal{D}_{kj}} \left\{ \hat{\pi}(a_k|S) - \text{cv}(\alpha, \underline{\theta}_{kj}) \cdot \hat{\sigma}(a_k|S) \right\}.$$

As before, $\hat{\sigma}(a_k|S) = \sqrt{\hat{\pi}(a_k|S)(1 - \hat{\pi}(a_k|S))/N_S}$ is the standard error of the estimated probability $\hat{\pi}(a_k|S)$, and the critical value is given by

$$\text{cv}(\alpha, \underline{\theta}_{kj}) = \inf \left\{ t : \mathbb{P}[\max(\mathbf{z}) \leq t] \geq 1 - \alpha \right\},$$

where \mathbf{z} is a standard normal random vector of dimension $|\mathcal{D}_{kj}|$. The statistical validity of the proposed lower bound is guaranteed by the following theorem.

Theorem 10 (Revealed Preference Distribution with Proposition 3). Let π be an $\text{HAOM}_{\triangleright}$, and assume Assumption 2 holds. Define $\mathbf{c} = (\min_{S \in \mathcal{D}_{kj}} N_S) \cdot (\min_{S \in \mathcal{D}_{kj}} \sigma(a_k|S))$. Then, $\mathbb{P}[\theta_{kj} \geq \hat{\underline{\theta}}_{kj}] \geq 1 - \alpha + \mathbf{r}_{\underline{\theta}_{kj}}$, where $\mathbf{r}_{\underline{\theta}_{kj}} = C \cdot (\log^5(n|\mathcal{D}_{kj}|)/\mathbf{c}^2)^{1/4}$ with C an absolute constant.

We now discuss how to bound the attention frequency using the results of Theorem 8. We will illustrate with the lower bound since the upper bound follows analogously. Fix some choice problem S , and some option $a_k \in S$ which differs from the top-listed one. As before, \mathcal{D} is the collection of

choice problems available in the data. We form the lower bound as

$$\widehat{\phi}(a_k|S) = \max_{R \supseteq S, R \in \mathcal{D}} \left\{ 1 - \widehat{\pi}(U_{\triangleright}(a_k)|R) - \text{cv}(\alpha, \underline{\phi}(a_k|S)) \cdot \widehat{\sigma}(U_{\triangleright}(a_k)|R) \right\},$$

where $\widehat{\pi}(U_{\triangleright}(a_k)|R)$ is the empirical probability of choosing an option listed before a_k in R , and $\widehat{\sigma}(U_{\triangleright}(a_k)|R) = \sqrt{\widehat{\pi}(U_{\triangleright}(a_k)|R)(1 - \widehat{\pi}(U_{\triangleright}(a_k)|R))/N_R}$ is its standard error. The critical value is constructed as

$$\text{cv}(\alpha, \underline{\phi}(a_k|S)) = \inf \{t : \mathbb{P}[\max(\mathbf{z}) \leq t] \geq 1 - \alpha\},$$

where \mathbf{z} is a standard normal random vector of dimension $|\{R \in \mathcal{D} : R \supseteq S\}|$, the number of supersets of S .

Theorem 11 (Attention Frequency Elicitation with Theorem 8). Let π be an $\text{HAOM}_{\triangleright}$, and assume Assumption 2 holds. Define $\mathfrak{c}_1 = |\{R \in \mathcal{D} : R \supseteq S\}|$ to be the number of supersets of S , and $\mathfrak{c}_2 = (\min_{R \supseteq S, R \in \mathcal{D}} N_R) \cdot (\min_{R \supseteq S, R \in \mathcal{D}} \sigma(B_{\triangleright}(a_k)|R))$. Then, $\mathbb{P}[\phi(a_k|S) \geq \widehat{\phi}(a_k|S)] \geq 1 - \alpha + \mathfrak{r}_{\underline{\phi}(a_k|S)}$, where $\mathfrak{r}_{\underline{\phi}(a_k|S)} = C \cdot (\log^5(n\mathfrak{c}_1)/\mathfrak{c}_2^2)^{1/4}$, and C denotes an absolute constant.

To showcase the performance of our proposed econometric methods, we report the results of a simulation study on preference elicitation in the supplemental appendix. Our numerical findings illustrate how the lower bound on preference distribution (i.e., θ_{kj} above) changes as we vary the effective sample size and the number of choice problems available in the data.

A Appendix: Proofs

This appendix contains the proofs of our results. Proofs of the technical lemmas used herein are available in the supplemental appendix.

A.1 Proof of Theorems 1 and 3

Corollary 1 is implied by Theorem 1, that is, \succ -Regularity captures all of the empirical content that our AOM delivers for revealed preference. In addition, we already showed the necessity of \succ -Regularity, and hence we only need to prove sufficiency for Theorem 1. On the other hand, Theorem 3 will be shown in the following proof because we are also proving the existence of an attention rule that uses pessimistic evaluation. For optimistic evaluation, see footnote 5 below.

The proof is divided in two parts. The first part sets up a system of linear equations that pins down the attention rule satisfying the desired property. Some algebraic operations are devoted into lining up the system in preparation for the second part of the proof, which utilizes Farkas's Lemma to prove the existence of a solution to the system of equations for any parameter value which satisfies \succ -Regularity.

Assume (π, \succ) satisfies property \succ -Regularity. For every S and $x \in S$, a compatible attention rule should explain the data, i.e., $\sum_{\substack{x \in T \subseteq S \\ x \text{ is } \succ\text{-best in } T}} \mu(T|S) = \pi(x|S)$. In addition, we would like to set

the attention rule such that it gives the pessimistic evaluation, i.e., $\phi(x|S) = \max_{R \supseteq S} \pi(x|R)$.⁵ If the above is feasible, then the resulting attention rule will satisfy the attention overload assumption. It remains to show that there exists a solution to the system of linear equations. Let $x_1 \succ x_2 \succ \dots \succ x_n$. Then, we have for $i = 1, \dots, n$

$$\sum_{\substack{x_i \in T \subseteq S \\ x_i \text{ is } \succ\text{-best in } T}} \mu(T|S) = \pi(x_i|S) \quad (\text{denoted by } \mathcal{P}_i)$$

$$\phi(x_i|S) = \max_{R \supseteq S} \pi(x_i|R). \quad (\text{denoted by } \mathcal{M}_i)$$

For x_1 , \succ -Regularity requires that, for any $R \supseteq S$, $\phi(x_1|S) \geq \pi(x_1|S) \geq \pi(x_1|R)$, which implies $\max_{R \supseteq S} \pi(x_1|R) = \phi(x_1|S) = \pi(x_1|S)$. In addition, we also have $\sum_{\substack{x_1 \in T \subseteq S \\ x_1 \text{ is } \succ\text{-best in } T}} \mu(T|S) = \sum_{x_1 \in T \subseteq S} \mu(T|S) = \phi(x_1|S) = \pi(x_1|S)$. It gives us $\mathcal{P}_1 = \mathcal{M}_1$; the probability that the best alternative is chosen is the attention it received. On the other hand, \mathcal{P}_n is $\pi(x_n|S) = \mu(\{x_n\}|S)$, which immediately gives the solution to the “unknown” $\mu(\{x_n\}|S)$. Hence, we are left with \mathcal{P}_i for $i = 1, \dots, n-1$ and \mathcal{M}_i for $i = 2, \dots, n$. Then, we create $\mathcal{M}'_i \equiv \sum_{j \leq i} \mathcal{P}_j - \mathcal{M}_i$ for every $i = 2, \dots, n$, that is,

$$\sum_{j < i} \sum_{\substack{x_i \notin T \subseteq S \\ x_j \text{ is } \succ\text{-best in } T}} \mu(T|S) = \sum_{j \leq i} \pi(x_j|S) - \max_{R \supseteq S} \pi(x_i|R). \quad (\text{denoted by } \mathcal{M}'_i)$$

The above makes sense because $\sum_{j \leq i} \pi(x_j|S) - \max_{R \supseteq S} \pi(x_i|R) \geq 0$ for $i = 2, \dots, n$, which is required by \succ -Regularity. Lastly, we define $\mathcal{P}'_1 \equiv \mathcal{P}_1 - \sum_{j > 1} \mathcal{M}_j$. We are left with \mathcal{P}'_1 , \mathcal{P}_i for $i = 2, \dots, n-1$, and \mathcal{M}'_i for $i = 2, \dots, n$. We utilize Farkas’s Lemma to prove the existence of solution to the above system of linear equations. The system is straightforward when $n \leq 2$, so we focus on $n \geq 3$.

Lemma A.1 (Farkas’ Lemma). Let $\mathbf{A} \in \mathbb{R}^{m \times n}$ and $\mathbf{b} \in \mathbb{R}^m$. Then exactly one of the following is true:

1. There exists an $\mathbf{x} \in \mathbb{R}^n$ such that $\mathbf{A}\mathbf{x} = \mathbf{b}$ and $\mathbf{x} \geq 0$.
2. There exists a $\mathbf{y} \in \mathbb{R}^m$ such that $\mathbf{y}\mathbf{A} \geq 0$ and $\mathbf{y}\mathbf{b} < 0$.

We let \mathbf{A} be the matrix and \mathbf{b} be the vector such that the above system of linear equations is represented by $\mathbf{A}\boldsymbol{\mu} = \mathbf{b}$. Specifically, $\mathbf{A} = (\mathbf{r}_1, \mathbf{r}_2, \dots, \mathbf{r}_{2n-2})^\top$, and $\mathbf{b} = (b_1, b_2, \dots, b_{2n-2})^\top$, where \mathbf{r}_j ’s are column vectors. In particular, we let \mathbf{r}_1 and b_1 correspond to the LHS and RHS of \mathcal{P}'_1 respectively; \mathbf{r}_j and b_j correspond to the LHS and RHS of \mathcal{M}'_{n+2-j} respectively for $j = 2, \dots, n$; \mathbf{r}_j and b_j correspond to the LHS and RHS of \mathcal{P}_{-n+1+j} respectively for $j = n+1, \dots, 2n-2$. To save notation, let $m_i := \max_{R \supseteq S} \pi(x_i|R)$, $\pi_i := \pi(x_i|S)$ and $k_i := \sum_{j \leq i} \pi(x_j|S) - \max_{R \supseteq S} \pi(x_i|R) = \sum_{j \leq i} \pi_j - m_i$, for all i . Let \mathcal{B} be the collection of \mathbf{b} subject to the condition \succ -Regularity:

$$\mathcal{B} = \left\{ \mathbf{b} \in \mathbb{R}^{2n-2} : b_1 = \pi_1 - k_n - k_{n-1} - \dots - k_2, \quad b_i = k_{n-i+2} \text{ for } i = 2, \dots, n, \right. \\ \left. b_i = \pi_{i+1-n} \text{ for } i = n+1, \dots, 2n-2, \text{ where } \pi(\cdot|\cdot) \text{ satisfies } \succ\text{-Regularity} \right\}.$$

We show that there does not exist $\mathbf{y} = (y_1, y_2, y_3, \dots, y_{2n-2}) \in \mathbb{R}^{2n-2}$ such that $\mathbf{y}\mathbf{A} \geq 0$ and $\mathbf{y}\mathbf{b} < 0$ for any $\mathbf{b} \in \mathcal{B}$. We define the set $\mathcal{Y}(\mathbf{A})$ as the set of \mathbf{y} which satisfies $\mathbf{y}\mathbf{A} \geq 0$. Hence, it suffices

⁵ We set $\phi(x|S) = \max_{R \supseteq S} \pi(x|R)$, which is the pessimistic evaluation. An alternative proof can use the optimistic evaluation, i.e., $\phi_\mu(a|S) = \min_{T \subseteq S} \pi(U_\succeq(a)|T)$, and same proof strategy goes through. In fact, for any attention frequency between these bounds, our proof remains valid if we choose ϕ such that it satisfies attention overload.

to show that for all $\mathbf{b} \in \mathcal{B}$, $\min_{\mathbf{y} \in \mathcal{Y}(\mathbf{A})} \mathbf{y}\mathbf{b} \geq 0$. Except for b_1 , all the other b_j are positive for all possible $\pi(\cdot|\cdot)$ as long as the choice rule satisfies \succ -Regularity. The key insight in the following proof is to show how we can guarantee $\mathbf{y}\mathbf{b} \geq 0$ despite the fact the possibility of b_1 being negative.

By construction, \mathbf{A} admits a reduced row-echelon form. Since \mathbf{A} admits a reduced row-echelon form, the leading entry is 1 and the leading entry in each row is the only non-zero entry in its column. Then, we know that it gives $y_j \geq 0$ for all j (i.e., for all $\mathbf{y} \in \mathcal{Y}(\mathbf{A})$, $\mathbf{y} \geq 0$). With this observation, we can see that if $b_1 \geq 0$, then the proof becomes trivial. Therefore, we assume $b_1 < 0$. We then further explore the restriction of y under the requirement that $\mathbf{y}\mathbf{A} \geq 0$.

Lemma A.2. For all $\mathbf{y} \in \mathcal{Y}(\mathbf{A})$, non-empty $P \subseteq \{2, 3, \dots, n-1\}$, and $j = \bar{P}+1, \bar{P}+2, \dots, 2n-\bar{P}$, we have $\sum_{i \in P} y_i + y_j \geq |P| \cdot y_1$, where $|P|$ is the cardinality of P , and \bar{P} is the largest element in P .

We need to show an auxiliary minimization problem to complete the proof. Let \mathbf{c}_n and \mathbf{z}_n be two vectors. To be consistent with the above in notation, both vectors start with subscript 2 and end with $2n-2$. i.e. $\mathbf{c}_n = (c_2, c_3, \dots, c_{2n-2})^\top$.

Lemma A.3. For all $n \geq 3$, $\min_{\mathbf{c}_n \in \mathbf{C}_n, \mathbf{z}_n \in \mathbf{Z}_n} \mathbf{c}_n \cdot \mathbf{z}_n \geq 1$, where $\mathbf{C}_n = \{\mathbf{c}_n \in \mathbb{R}_+^{2n-3} \mid \sum_{i=2}^{n+1-j} c_i + \sum_{i=n+3-j}^n c_i + \sum_{i=n+1}^{n-2+j} c_i \geq 1, j = 2, 3, \dots, n\}$, $\mathbf{Z}_n = \{\mathbf{z}_n \in \mathbb{R}_+^{2n-3} \mid \sum_{i \in P} z_i + z_j \geq |P|, \forall \text{ non-empty } P \subseteq \{2, 3, \dots, n-1\}, j = \bar{P}+1, \bar{P}+2, \dots, 2n-\bar{P}\}$ and \bar{P} denotes the largest element in P .

Since $b_1 < 0$, we can apply Lemma A.3 by setting $c_i = -\frac{b_i}{b_1}$ and $z_i = \frac{y_i}{y_1}$ for $i = 2, \dots, 2n-2$. Firstly, Lemma A.2 implies that the set of constraints in \mathbf{Z}_n is fulfilled in $\mathcal{Y}(\mathbf{A})$ after we plug in $z_i = \frac{y_i}{y_1}$. Secondly, all the constraint in the set \mathbf{C}_n is fulfilled after we plugged in $c_i = -\frac{b_i}{b_1}$, due to the way \mathcal{B} is constructed. Therefore, the statement that all $\mathbf{b} \in \mathbf{B}$, $\min_{\mathbf{y} \in \mathcal{Y}(\mathbf{A})} \mathbf{y}\mathbf{b} \geq 0$ is implied by the statement that $\min_{\mathbf{c}_n \in \mathbf{C}_n, \mathbf{z}_n \in \mathbf{Z}_n} \mathbf{c}_n \cdot \mathbf{z}_n \geq 1$. It remains to prove Lemmas Lemma A.2 and A.3.

A.2 Proof of Lemma A.2

For any set P , we get $\sum_{i \in P} y_i + y_j \geq |P| \cdot y_1$ from the column of $\mu(S - \cup_{i \in P \cup \{j\}} \{x_{i+n-2}\} | S)$ for any $j \in \{\bar{P}+1, \bar{P}+2, \dots, \bar{P}+n\}$. For the LHS: it is because for any $i \in P$, the vector r_{n-i+2} has the coefficient of 1 in the column of $\mu(S - \cup_{i \in P \cup \{j\}} \{x_{i+n-2}\} | S)$ by construction. For the RHS: it is because the vector r_1 has the coefficient of $-|P|$ in the same column by construction. Also, we get $\sum_{i \in P} y_i + y_j \geq |P| \cdot y_1$ from the column of $\mu(S - \cup_{i \in P} \{x_{i+n-2}\} - \cup_{i < j-n} \{x_i\} | S)$ for any $j \in \{n+1, n+2, \dots, 2n-\bar{P}\}$. For the LHS: it is because for any $i \in P$, the vector r_{n-i+2} has the coefficient of 1 in the column of $\mu(S - \cup_{i \in P} \{x_{i+n-2}\} - \cup_{i < j-n} \{x_i\} | S)$ by construction. For the RHS: it is because the vector r_1 has the coefficient of $-|P|$ in the same column by construction. Hence, we have covered any j in $\{\bar{P}+1, \bar{P}+2, \dots, 2n-\bar{P}\}$, which concludes the proof.

A.3 Proof of Lemma A.3

We prove by induction. Consider $n = 3$. We have $\mathbf{C}_3 = \{\mathbf{c}_3 \in \mathbb{R}_+^3 \mid c_2 \geq 1, c_4 + c_3 \geq 1\}$ and $\mathbf{Z}_3 = \{\mathbf{z}_3 \in \mathbb{R}_+^3 \mid z_2 + z_3 \geq 1, z_2 + z_4 \geq 1\}$. It is straight-forward to see that, if $z_2 \geq 1$, $\mathbf{c}_3 \cdot \mathbf{z}_3 \geq c_2 z_2 \geq 1$. Therefore, we consider the case that $z_2 < 1$. Then, we have, by putting in all the constraints, we get $\mathbf{c}_3 \cdot \mathbf{z}_3 = z_2 c_2 + z_3 c_3 + z_4 c_4 \geq z_2(1) + c_3(1 - z_2) + c_4(1 - z_2) = z_2 + (c_3 + c_4)(1 - z_2) \geq 1$. Hence, it is true for $n = 3$. Therefore, suppose the claim holds for $n = k-1$, and consider $n = k$. We set up the Lagrangian minimization problem and assigns Lagrangian multipliers λ_i to the constraints in \mathbf{C}_n . For notational convenience, we label each multiplier by all the subscripts involved in the

corresponding constraint. Take $n = 3$ as an example, then we would have multipliers λ_2 for $c_2 \geq 1$ and $\lambda_{3,4}$ for $c_4 + c_3 \geq 1$. It is simple to check that each constraint has its own unique subscript. We collect all possible subscript labels into the set Λ_k . (The Lagrangian multiplier for the constraints in \mathbf{Z}_n is not much used in the proof.) We then get the first order condition of the Lagrangian equation with the complementary slackness conditions:

$$\frac{\partial L}{\partial c_i} = z_i - \sum_{i \in I \in \Lambda_k} \lambda_I \geq 0, \quad \left(z_i - \sum_{i \in I \in \Lambda_k} \lambda_I \right) c_i = 0, \quad i = 2, 3, \dots, 2k-2.$$

By plugging in first order condition, we can have

$$\mathbf{c}_k \cdot \mathbf{z}_k \geq \sum_{i=2}^{2k-2} c_i \left(\sum_{i \in I \in \Lambda_k} \lambda_I \right) = \sum_{I \in \Lambda_k} \lambda_I \left(\sum_{i \in I} c_i \right) \geq \sum_{I \in \Lambda_k} \lambda_I,$$

where the last inequality applies the inequality constraint in \mathbf{C}_k . If $c_i \neq 0$ for all i , then $\sum_{I \in \Lambda_k} \lambda_I \geq 1$. For example, if $c_{2k-2} \neq 0$ and $c_2 \neq 0$, we can get binding constraint due to complementary slackness such that $z_2 = \sum_{2 \in I \in \Lambda_k} \lambda_I$ and $z_{2k-2} = \sum_{2k-2 \in I \in \Lambda_k} \lambda_I$. Then, apply the respective constraint from \mathbf{Z}_k ,

$$z_2 + z_{2k-2} \geq 1 \Rightarrow \sum_{2 \in I \in \Lambda_k} \lambda_I + \sum_{2k-2 \in I \in \Lambda_k} \lambda_I \geq 1 \Rightarrow \sum_{I \in \Lambda_k} \lambda_I \geq 1$$

In fact, it is straight-forward to check that as long as

$$(c_2 \neq 0 \text{ and } c_{2k-2} \neq 0) \text{ where we use } \sum_{i \in \{2\}} z_i + z_{2k-2} \geq |\{2\}| \text{ or}$$

$$(c_2 \neq 0, c_3 \neq 0 \text{ and } c_{2k-3} \neq 0) \text{ where we use } \sum_{i \in \{2,3\}} z_i + z_{2k-3} \geq |\{2,3\}| \text{ or}$$

⋮

$$(c_2 \neq 0, c_3 \neq 0, \dots, c_{k-1} \neq 0 \text{ and } c_{k+1} \neq 0) \text{ where we use } \sum_{i \in \{2,3,\dots,k-1\}} z_i + z_{k+1} \geq |\{2,3,\dots,k-1\}| \text{ or}$$

$$(c_2 \neq 0, c_3 \neq 0, \dots, c_{k-1} \neq 0 \text{ and } c_k \neq 0) \text{ where we use } \sum_{i \in \{2,3,\dots,k-1\}} z_i + z_k \geq |\{2,3,\dots,k-1\}|$$

Then $\sum_{I \in \Lambda_k} \lambda_I \geq 1$. For cases outside the above, we check sequentially and apply induction hypothesis in each scenario.

Case 1: $c_2 = 0$. Notice that under the specification of $c_2 = 0$, the set of permissible choice of \mathbf{c}_k is smaller. Then, we re-number some of the variables. In particular, we write $z'_i = z_{i+1}$ and $c'_i = c_{i+1}$ for $i = 2, 3, \dots, 2(k-1) - 2$. We name this set of relabeled constraint as $\mathbf{C}_k|_{\text{Case 1}}$ where both c'_i and c_j for some i, j co-exist. In particular, we have now $\mathbf{c}_k = (c_2, c_3, \dots, c_{2k-2}) := (0, c'_2, c'_3, \dots, c'_{2(k-1)-2}, c_{2k-2})$. We perform the same procedure on \mathbf{Z}_k . Then, by restricting attention to c'_i and z'_i , we can see that $\mathbf{C}_k|_{\text{Case 1}} \subset \mathbf{C}'_{k-1}$ and $\mathbf{Z}_k|_{\text{Case 1}} \subset \mathbf{Z}'_{k-1}$, where \mathbf{C}'_{k-1} is the same set as \mathbf{C}_{k-1} by just relabeling \mathbf{c} to \mathbf{c}' . Hence, in this case, by induction hypothesis,

$$\min_{\mathbf{c}_k \in \mathbf{C}_k|_{\text{Case 1}}, \mathbf{z}_k \in \mathbf{Z}_k|_{\text{Case 1}}} \mathbf{c}_k \cdot \mathbf{z}_k \geq \min_{\mathbf{c}_{k-1} \in \mathbf{C}'_{k-1}, \mathbf{z}_{k-1} \in \mathbf{Z}'_{k-1}} \mathbf{c}_{k-1} \cdot \mathbf{z}_{k-1} \geq 1$$

Therefore, if $c_2 = 0$, the proof is done. Let $c_2 \neq 0$. As shown above, if $c_{2k-2} \neq 0$, the proof is done. Then, we look into cases where $c_{2k-2} = 0$. It comes Case 2, where we first assume $c_3 = 0$.

Case 2: $c_2 \neq 0$, $c_3 = 0$ and $c_{2k-2} = 0$. We re-label the variable, in particular, write $c'_i = c_i$ for $i = 2$, $c'_i = c_{i+1}$ for $i = 3, \dots, 2(k-1) - 2$. Then, we have $\mathbf{c}_k = (c_2, c_3, \dots, c_{2k-2}) := (c'_2, 0, c'_3, \dots, c'_{2(k-1)-3}, c'_{2(k-1)-2}, 0)$, where 0's are guaranteed by the case supposition. Analogously, we do the same for \mathbf{z} . By a similar argument. We show can $\min_{\mathbf{c}_k \in \mathbf{C}_k | \text{Case 2}, \mathbf{z}_k \in \mathbf{Z}_k | \text{Case 2}} \mathbf{c}_k \cdot \mathbf{z}_k \geq 1$. Therefore, if $c_3 = 0$ and $c_{2k-2} = 0$, the proof is done. Let $c_3 \neq 0$. As shown above, since $c_2 \neq 0$, if $c_{2k-3} \neq 0$, the proof is done. Thus, on top of the assumption that $c_{2k-2} = 0$, we look into cases where $c_{2k-3} = 0$. It comes Case 3, where we assume $c_4 = 0$.

Case 3: $c_2, c_3 \neq 0$, $c_4 = 0$ and $c_{2k-3} = c_{2k-2} = 0$. We re-label the variable, in particular, write $c'_i = c_i$ for $i = 2, 3$, $c'_i = c_{i+1}$ for $i = 4, \dots, 2(k-1) - 3$, and $c'_i = c_{i+2}$ for $i = 2(k-1) - 2$. Then, we have $\mathbf{c}_k = (c_2, c_3, \dots, c_{2k-2}) := (c'_2, c'_3, 0, c'_5, \dots, c'_{2(k-1)-3}, 0, c'_{2(k-1)-2})$, where 0's are guaranteed by the case supposition (we do not list all of the 0's in the specification so that one can see easier where the c' are defined). Analogously, we relabel \mathbf{z} . By a similar argument. We can show that $\min_{\mathbf{c}_k \in \mathbf{C}_k | \text{Case 3}, \mathbf{z}_k \in \mathbf{Z}_k | \text{Case 3}} \mathbf{c}_k \cdot \mathbf{z}_k \geq 1$. Continuing this argument, we skip to Case $k-2$.

Case $k-2$: $c_2, c_3, c_{k-2} \neq 0$, $c_{k-1} = 0$ and $c_{k+2} = \dots = c_{2k-3} = c_{2k-2} = 0$. Write $c'_i = c_i$ for $i = 2, \dots, k-2$, $c'_i = c_{i+1}$ for $i = k-1, k$, and $c'_i = c_{i+2}$ for $i = k+1, \dots, 2(k-1) - 2$. Analogously, we do the same for \mathbf{z} . By a similar argument, we can show $\min_{\mathbf{c}_k \in \mathbf{C}_k | \text{Case } k-2, \mathbf{z}_k \in \mathbf{Z}_k | \text{Case } k-2} \mathbf{c}_k \cdot \mathbf{z}_k \geq 1$.

Case $k-1$ (Last Case): $c_2, c_3, c_{k-1} \neq 0$, $c_k = c_{k+1} = \dots = c_{2k-2} = 0$. Write $c'_i = c_i$ for $i = 2, \dots, k-1$ and $c'_i = c_{i+2}$ for $i = k, k+1, \dots, 2(k-1) - 2$. Analogously, we do the same for \mathbf{z} . By a similar argument, we can show $\min_{\mathbf{c}_k \in \mathbf{C}_k | \text{Case } k-1, \mathbf{z}_k \in \mathbf{Z}_k | \text{Case } k-1} \mathbf{c}_k \cdot \mathbf{z}_k \geq 1$.

Therefore, the above covers every possible case and it shows that in every case the minimum is greater than or equal to 1 for $n = k$. By induction, the minimum of the objective function is greater than or equal to 1 for all $n \geq 3$.

A.4 Proof of Theorem 4

We denote the choice probabilities by the vector $\boldsymbol{\pi}$, and the constraints implied by \succ -Regularity will be collected in the matrix \mathbf{R}_\succ . $\boldsymbol{\sigma}$ contains the standard deviations, that is, $\boldsymbol{\sigma}^2$ are the diagonal elements in the covariance matrix $\mathbf{R}_\succ \mathbb{V}[\hat{\boldsymbol{\pi}}] \mathbf{R}_\succ^\top$. As before, $\boldsymbol{\Omega}$ and $\hat{\boldsymbol{\Omega}}$ are the true and estimated correlation matrices of $\mathbf{R}_\succ \hat{\boldsymbol{\pi}}$. The operation $\max(\cdot)$ computes the largest element in a vector/matrix. \odot denotes Hadamard (element-wise) division. The supremum norm of a vector/matrix is $\|\cdot\|_\infty$. Finally, we use c to denote some constant, whose value may differ depending on the context.

The next lemma provides a Gaussian approximation to the infeasible centered and scaled sum.

Lemma A.4. Let $\check{\mathbf{z}}$ be a mean-zero Gaussian random vector with the covariance matrix $\boldsymbol{\Omega}$. Then,

$$\varrho_1 = \sup_{\substack{A \subseteq \mathbb{R}^{c_1} \\ A \text{ rectangular}}} \left| \mathbb{P} \left[(\mathbf{R}_\succ \hat{\boldsymbol{\pi}} - \mathbf{R}_\succ \boldsymbol{\pi}) \odot \boldsymbol{\sigma} \in A \right] - \mathbb{P} \left[\check{\mathbf{z}} \odot \boldsymbol{\sigma} \in A \right] \right| \leq c \left(\frac{\log^5(nc_1)}{c_2^2} \right)^{\frac{1}{4}}.$$

The next step is to replace the infeasible standard error.

Lemma A.5. Let $\xi_1, \xi_2 > 0$ with $\xi_2 \rightarrow 0$. Then,

$$\mathbb{P} \left[\left\| (\mathbf{R}_\succ \hat{\boldsymbol{\pi}} - \mathbf{R}_\succ \boldsymbol{\pi}) \odot \boldsymbol{\sigma}_\succ - (\mathbf{R}_\succ \hat{\boldsymbol{\pi}} - \mathbf{R}_\succ \boldsymbol{\pi}) \odot \hat{\boldsymbol{\sigma}}_\succ \right\|_\infty \geq \xi_1 \xi_2 \right]$$

$$\leq c\xi_1^{-1}\sqrt{\log \mathbf{c}_1} + c\left(\frac{\log^5(n\mathbf{c}_1)}{\mathbf{c}_2^2}\right)^{\frac{1}{4}} + c\exp\left\{-\frac{1}{c}\mathbf{c}_2^2\xi_2^2 + \log \mathbf{c}_1\right\}.$$

As a result,

$$\begin{aligned} & \mathbb{P}\left[\left|\max\left((\mathbf{R}_{\succ}\hat{\boldsymbol{\pi}} - \mathbf{R}_{\succ}\boldsymbol{\pi}) \odot \boldsymbol{\sigma}_{\succ}\right) - \max\left((\mathbf{R}_{\succ}\hat{\boldsymbol{\pi}} - \mathbf{R}_{\succ}\boldsymbol{\pi}) \odot \hat{\boldsymbol{\sigma}}_{\succ}\right)\right| \geq \xi_1\xi_2\right] \\ & \leq c\xi_1^{-1}\sqrt{\log \mathbf{c}_1} + c\left(\frac{\log^5(n\mathbf{c}_1)}{\mathbf{c}_2^2}\right)^{\frac{1}{4}} + c\exp\left\{-\frac{1}{c}\mathbf{c}_2^2\xi_2^2 + \log \mathbf{c}_1\right\}. \end{aligned}$$

As we will be employing a simulation-based approach to construct the critical value, it is necessary to provide an error bound for the estimated covariance/correlation matrix. We first state a lemma on the error bound of variance estimation.

Lemma A.6. Let $\xi_2 > 0$ with $\xi_2 \rightarrow 0$. Then,

$$\mathbb{P}\left[\left\|\left(\hat{\boldsymbol{\sigma}}_{\succ} - \boldsymbol{\sigma}_{\succ}\right) \odot \boldsymbol{\sigma}_{\succ}\right\|_{\infty} \geq \xi_2\right] \leq c\exp\left\{-\frac{1}{c}\mathbf{c}_2^2\xi_2^2 + \log \mathbf{c}_1\right\}.$$

We now state the properties of the estimated correlation matrix.

Lemma A.7. Let $\xi_2 > 0$ with $\xi_2 \rightarrow 0$. Then,

$$\mathbb{P}\left[\left\|\hat{\boldsymbol{\Omega}} - \boldsymbol{\Omega}\right\|_{\infty} \geq \xi_2\right] \leq c\exp\left\{-\frac{1}{c}\mathbf{c}_2^2\xi_2^2 + 2\log \mathbf{c}_1\right\}.$$

Now we are ready to state the following result, which provides a feasible Gaussian approximation to $\tilde{\mathbf{z}}$ (defined in Lemma A.4).

Lemma A.8. Let \mathbf{z} be a mean-zero Gaussian random vector with a covariance matrix $\hat{\boldsymbol{\Omega}}$. Take $\xi_3 > 0$ such that $\xi_3 \rightarrow 0$. Then,

$$\mathbb{P}\left[\hat{\varrho}_2 \leq c\xi_3^{\frac{1}{2}}\log \mathbf{c}_1\right] \geq 1 - c\exp\left\{-\frac{1}{c}\mathbf{c}_2^2\xi_3^2 + 2\log \mathbf{c}_1\right\}, \quad \hat{\varrho}_2 = \sup_{\substack{A \subseteq \mathbb{R}^{\mathbf{c}_1} \\ A \text{ rectangular}}} \left|\mathbb{P}[\tilde{\mathbf{z}} \in A] - \mathbb{P}[\mathbf{z} \in A | \text{Data}]\right|.$$

The proof considers a sequence of approximations, which will rely on the following statistics:

$$\begin{aligned} \mathbb{T}(\succ) &= \max\left\{(\mathbf{R}_{\succ}\hat{\boldsymbol{\pi}}) \odot \hat{\boldsymbol{\sigma}}_{\succ}, 0\right\}, \\ \mathbb{T}^{\circ}(\succ) &= \max\left\{(\mathbf{R}_{\succ}(\hat{\boldsymbol{\pi}} - \boldsymbol{\pi})) \odot \hat{\boldsymbol{\sigma}}_{\succ}, 0\right\}, \quad \check{\mathbb{T}}^{\circ}(\succ) = \max\left\{(\mathbf{R}_{\succ}(\hat{\boldsymbol{\pi}} - \boldsymbol{\pi})) \odot \boldsymbol{\sigma}_{\succ}, 0\right\}, \\ \mathbb{T}^{\mathbb{G}}(\succ) &= \max\left\{\mathbf{z}, 0\right\}, \quad \check{\mathbb{T}}^{\mathbb{G}}(\succ) = \max\left\{\tilde{\mathbf{z}}, 0\right\}. \end{aligned}$$

We will also define the following quantiles/critical values.

$$\begin{aligned} \text{cv}(\alpha, \succ) &= \inf\{t \geq 0 : \mathbb{P}[\mathbb{T}^{\mathbb{G}}(\succ) \leq t | \text{Data}] \geq 1 - \alpha\}, \\ \check{\text{cv}}(\alpha, \succ) &= \inf\{t \geq 0 : \mathbb{P}[\check{\mathbb{T}}^{\mathbb{G}}(\succ) \leq t] \geq 1 - \alpha\}, \\ \text{c}\check{\text{v}}(\alpha, \succ) &= \inf\{t \geq 0 : \mathbb{P}[\max(\tilde{\mathbf{z}}) \leq t] \geq 1 - \alpha\}. \end{aligned}$$

To show the validity of the above critical value, we first need an error bound on the two critical

values, $cv(\alpha, \succ)$ and $c\check{v}(\alpha, \succ)$. The following lemma will be useful.

Lemma A.9. The critical values, $cv(\alpha, \succ)$ and $c\check{v}(\alpha, \succ)$, satisfy

$$\mathbb{P} \left[c\check{v} \left(\alpha + c\xi_3^{\frac{1}{2}} \log \mathbf{c}_2, \succ \right) \leq cv(\alpha, \succ) \leq c\check{v} \left(\alpha - c\xi_3^{\frac{1}{2}} \log \mathbf{c}_2, \succ \right) \right] \geq 1 - c \exp \left\{ -\frac{1}{c} \mathbf{c}_2^2 \xi_3^2 + 2 \log \mathbf{c}_1 \right\}.$$

To wrap up the proof of Theorem 4, we rely on a sequence of error bounds. First notice that, under \mathbf{H}_0 ,

$$\begin{aligned} \mathbb{P} [\mathbb{T}(\succ) > cv(\alpha, \succ)] &\leq \mathbb{P} \left[\mathbb{T}(\succ) > c\check{v} \left(\alpha + c\xi_3^{\frac{1}{2}} \log \mathbf{c}_1, \succ \right) \right] + c \exp \left\{ -\frac{1}{c} \mathbf{c}_2^2 \xi_3^2 + 2 \log \mathbf{c}_1 \right\} \\ &\leq \mathbb{P} \left[\mathbb{T}(\succ)^\circ > c\check{v} \left(\alpha + c\xi_3^{\frac{1}{2}} \log \mathbf{c}_1, \succ \right) \right] + c \exp \left\{ -\frac{1}{c} \mathbf{c}_2^2 \xi_3^2 + 2 \log \mathbf{c}_1 \right\}. \end{aligned} \quad (8)$$

Next, we apply Lemma A.5 and obtain that

$$\begin{aligned} \mathbb{P} \left[\mathbb{T}^\circ(\succ) > c\check{v} \left(\alpha + c\xi_3^{\frac{1}{2}} \log \mathbf{c}_1, \succ \right) \right] &\leq \mathbb{P} \left[\tilde{\mathbb{T}}^\circ(\succ) > c\check{v} \left(\alpha + c\xi_3^{\frac{1}{2}} \log \mathbf{c}_1, \succ \right) - \xi_1 \xi_2 \right] \\ &\quad + c\xi_1^{-1} \sqrt{\log \mathbf{c}_1} + c \left(\frac{\log^5(n\mathbf{c}_1)}{\mathbf{c}_2^2} \right)^{\frac{1}{4}} + c \exp \left\{ -\frac{1}{c} \mathbf{c}_2^2 \xi_2^2 + \log \mathbf{c}_1 \right\}. \end{aligned}$$

The last error bound in our analysis is due to Lemma A.4, which gives

$$\mathbb{P} \left[\tilde{\mathbb{T}}^\circ(\succ) > c\check{v} \left(\alpha + c\xi_3^{\frac{1}{2}} \log \mathbf{c}_1, \succ \right) - \xi_1 \xi_2 \right] \leq \mathbb{P} \left[\tilde{\mathbb{T}}^g(\succ) > c\check{v} \left(\alpha + c\xi_3^{\frac{1}{2}} \log \mathbf{c}_1, \succ \right) - \xi_1 \xi_2 \right] + c \left(\frac{\log^5(n\mathbf{c}_1)}{\mathbf{c}_2^2} \right)^{\frac{1}{4}}.$$

Collecting all pieces, we have

$$\begin{aligned} \mathbb{P} [\mathbb{T}(\succ) > cv(\alpha, \succ)] &\leq \mathbb{P} \left[\tilde{\mathbb{T}}^g(\succ) > c\check{v} \left(\alpha + c\xi_3^{\frac{1}{2}} \log \mathbf{c}_1, \succ \right) - \xi_1 \xi_2 \right] \\ &\quad + c \left(\frac{\log^5(n\mathbf{c}_1)}{\mathbf{c}_2^2} \right)^{\frac{1}{4}} + c\xi_1^{-1} \sqrt{\log \mathbf{c}_1} + c \exp \left\{ -\frac{1}{c} \mathbf{c}_2^2 (\xi_2 \wedge \xi_3)^2 + 2 \log \mathbf{c}_1 \right\}. \end{aligned}$$

To proceed, we employ the following anti-concentration result of normal random vectors (Lemma D.4 in the Online Supplement to Chernozhukov, Chetverikov, and Kato 2019).

Lemma A.10. Let $\mathbf{z} \in \mathbb{R}^{\mathbf{c}_1}$ be a mean-zero normal random vector such that $\mathbb{V}[\mathbf{z}_\ell] = 1$ for all $1 \leq \ell \leq \mathbf{c}_1$. Then for any $t \in \mathbb{R}$ and any $\epsilon > 0$, one has

$$\mathbb{P} [|\max(\mathbf{z}) - t| \leq \epsilon] \leq 4\epsilon(\sqrt{2 \log \mathbf{c}_1} + 1).$$

First assume $c\check{v} \left(\alpha + c\xi_3^{\frac{1}{2}} \log \mathbf{c}_1, \succ \right) > 0$, then it will be true that $c\check{v}(\alpha + c\xi_3^{\frac{1}{2}} \log \mathbf{c}_1, \succ) = c\check{v}(\alpha + c\xi_3^{\frac{1}{2}} \log \mathbf{c}_1, \succ)$. Then by applying Lemma A.10, we have

$$c\check{v} \left(\alpha + c\xi_3^{\frac{1}{2}} \log \mathbf{c}_1 + 4\xi_1 \xi_2 (\sqrt{2 \log \mathbf{c}_1} + 1), \succ \right) \leq c\check{v} \left(\alpha + c\xi_3^{\frac{1}{2}} \log \mathbf{c}_1, \succ \right) - \xi_1 \xi_2,$$

which further implies that

$$\begin{aligned} \mathbb{P} \left[\check{\mathbf{T}}^{\mathbf{G}}(\succ) > \check{c}\mathbf{v} \left(\alpha + c\xi_3^{\frac{1}{2}} \log \mathbf{c}_1, \succ \right) - \xi_1 \xi_2 \right] &\leq \mathbb{P} \left[\check{\mathbf{T}}^{\mathbf{G}}(\succ) > \check{c}\mathbf{v} \left(\alpha + c\xi_3^{\frac{1}{2}} \log \mathbf{c}_1 + 4\xi_1 \xi_2 (\sqrt{2 \log \mathbf{c}_1} + 1), \succ \right) \right] \\ &\leq \alpha + c\xi_3^{\frac{1}{2}} \log \mathbf{c}_1 + 4\xi_1 \xi_2 (\sqrt{2 \log \mathbf{c}_1} + 1). \end{aligned}$$

Finally we have that

$$\begin{aligned} \mathbb{P} [\mathbf{T}(\succ) > c\mathbf{v}(\alpha, \succ)] &\leq \alpha + c\xi_3^{\frac{1}{2}} \log \mathbf{c}_1 + 4\xi_1 \xi_2 (\sqrt{2 \log \mathbf{c}_1} + 1) \\ &\quad + c \left(\frac{\log^5(n\mathbf{c}_1)}{\mathbf{c}_2^2} \right)^{\frac{1}{4}} + c\xi_1^{-1} \sqrt{\log \mathbf{c}_1} + c \exp \left\{ -\frac{1}{c} \mathbf{c}_2^2 (\xi_2 \wedge \xi_3)^2 + 2 \log \mathbf{c}_1 \right\}. \end{aligned}$$

To control the above error, we need to verify a few side conditions we used in the derivation. Consider

$$\xi_1^{-2} = \xi_2 = \xi_3 = \frac{\sqrt{2c \log \mathbf{c}_1 + \frac{c}{2} \log \mathbf{c}_2}}{\mathbf{c}_2}.$$

Then the last term in the above becomes

$$c \exp \left\{ -\frac{1}{c} \mathbf{c}_2^2 (\xi_2 \wedge \xi_3)^2 + 2 \log \mathbf{c}_1 \right\} = \frac{c}{\sqrt{\mathbf{c}_2}}.$$

In addition, the requirement that $\xi_2 \rightarrow 0$ will follow from the assumption that $\log(\mathbf{c}_1)/\mathbf{c}_2^2 \rightarrow 0$. The other terms in the error bound can be shown to be bounded by $c \left(\frac{\log^5(n\mathbf{c}_1)}{\mathbf{c}_2^2} \right)^{\frac{1}{4}}$ as well.

A.5 Proof of Theorem 5

The proof again relies on bounding the errors in the normal approximation and variance estimation. Let \mathbf{z} be a standard normal random vector of suitable dimension. Then

$$\begin{aligned} &\mathbb{P} \left[\hat{\pi}(a|R) - c\mathbf{v}(\alpha, \underline{\phi}(a|S)) \cdot \hat{\sigma}(a|R) \leq \pi(a|R), \forall R \supseteq S, R \in \mathcal{D} \right] \\ &\leq \mathbb{P} \left[\max(\mathbf{z}) \leq c\mathbf{v}(\alpha, \underline{\phi}(a|S)) \right] \\ &\quad + \left| \mathbb{P} \left[\frac{\hat{\pi}(a|R) - \pi(a|R)}{\hat{\sigma}(a|R)} \leq c\mathbf{v}(\alpha, \underline{\phi}(a|S)), \forall R \supseteq S, R \in \mathcal{D} \right] - \mathbb{P} \left[\max(\mathbf{z}) \leq c\mathbf{v}(\alpha, \underline{\phi}(a|S)) \right] \right|. \end{aligned}$$

By the construction of the critical value, $c\mathbf{v}(\alpha, \underline{\phi}(a|S))$, the first term is exactly $1 - \alpha$. As a result, the error term in the theorem can be taken as

$$\mathbf{r}_{\underline{\phi}(a|S)} = \left| \mathbb{P} \left[\frac{\hat{\pi}(a|R) - \pi(a|R)}{\hat{\sigma}(a|R)} \leq c\mathbf{v}(\alpha, \underline{\phi}(a|S)), \forall R \supseteq S, R \in \mathcal{D} \right] - \mathbb{P} \left[\max(\mathbf{z}) \leq c\mathbf{v}(\alpha, \underline{\phi}(a|S)) \right] \right|,$$

or any further bound thereof. In the following, we first provide a lemma on normal approximation. Define $\mathbf{R}_{\underline{\phi}(a|S)}$ as the matrix extracting the relevant choice probabilities for constructing the lower bound in the theorem. We use $\boldsymbol{\sigma}_{\underline{\phi}(a|S)}$ to collect the standard deviations of $\mathbf{R}_{\underline{\phi}(a|S)} \hat{\boldsymbol{\pi}}$, and its estimate is represented by $\hat{\boldsymbol{\sigma}}_{\underline{\phi}(a|S)}$.

Lemma A.11. The following normal approximation holds

$$\varrho_1 = \sup_{\substack{A \subseteq \mathbb{R}^{\mathfrak{c}_1} \\ A \text{ rectangular}}} \left| \mathbb{P} \left[\left(\mathbf{R}_{\underline{\phi}(a|S)} \hat{\boldsymbol{\pi}} - \mathbf{R}_{\underline{\phi}(a|S)} \boldsymbol{\pi} \right) \otimes \boldsymbol{\sigma}_{\underline{\phi}(a|S)} \in A \right] - \mathbb{P} \left[\mathbf{z} \in A \right] \right| \leq c \left(\frac{\log^5(n\mathfrak{c}_1)}{\mathfrak{c}_2^2} \right)^{\frac{1}{4}}.$$

The next step is to replace the infeasible standard errors by its estimate. The following lemma provides an error bound which arises as we “take the hat off.”

Lemma A.12. Let $\xi_1, \xi_2 > 0$ with $\xi_2 \rightarrow 0$. Then

$$\begin{aligned} & \mathbb{P} \left[\left\| \left(\mathbf{R}_{\underline{\phi}(a|S)} \hat{\boldsymbol{\pi}} - \mathbf{R}_{\underline{\phi}(a|S)} \boldsymbol{\pi} \right) \otimes \boldsymbol{\sigma}_{\underline{\phi}(a|S)} - \left(\mathbf{R}_{\underline{\phi}(a|S)} \hat{\boldsymbol{\pi}} - \mathbf{R}_{\underline{\phi}(a|S)} \boldsymbol{\pi} \right) \otimes \hat{\boldsymbol{\sigma}}_{\underline{\phi}(a|S)} \right\|_{\infty} \geq \xi_1 \xi_2 \right] \\ & \leq c \xi_1^{-1} \sqrt{\log \mathfrak{c}_1} + c \left(\frac{\log^5(n\mathfrak{c}_1)}{\mathfrak{c}_2^2} \right)^{\frac{1}{4}} + c \exp \left\{ -\frac{1}{c} \mathfrak{c}_2^2 \xi_2^2 + \log \mathfrak{c}_1 \right\}. \end{aligned}$$

As a result,

$$\begin{aligned} & \mathbb{P} \left[\left| \max \left(\left(\mathbf{R}_{\underline{\phi}(a|S)} \hat{\boldsymbol{\pi}} - \mathbf{R}_{\underline{\phi}(a|S)} \boldsymbol{\pi} \right) \otimes \boldsymbol{\sigma}_{\underline{\phi}(a|S)} \right) - \max \left(\left(\mathbf{R}_{\underline{\phi}(a|S)} \hat{\boldsymbol{\pi}} - \mathbf{R}_{\underline{\phi}(a|S)} \boldsymbol{\pi} \right) \otimes \hat{\boldsymbol{\sigma}}_{\underline{\phi}(a|S)} \right) \right| \geq \xi_1 \xi_2 \right] \\ & \leq c \xi_1^{-1} \sqrt{\log \mathfrak{c}_1} + c \left(\frac{\log^5(n\mathfrak{c}_1)}{\mathfrak{c}_2^2} \right)^{\frac{1}{4}} + c \exp \left\{ -\frac{1}{c} \mathfrak{c}_2^2 \xi_2^2 + \log \mathfrak{c}_1 \right\}. \end{aligned}$$

To close the proof of the theorem, we provide the further bound that

$$\begin{aligned} & \left| \mathbb{P} \left[\frac{\hat{\boldsymbol{\pi}}(a|R) - \boldsymbol{\pi}(a|R)}{\hat{\boldsymbol{\sigma}}(a|R)} \leq cv(\alpha, \underline{\phi}(a|S)), \forall R \supseteq S, R \in \mathcal{D} \right] - \mathbb{P} \left[\max(\mathbf{z}) \leq cv(\alpha, \underline{\phi}(a|S)) \right] \right| \\ & \leq c \xi_1^{-1} \sqrt{\log \mathfrak{c}_1} + c \left(\frac{\log^5(n\mathfrak{c}_1)}{\mathfrak{c}_2^2} \right)^{\frac{1}{4}} + c \exp \left\{ -\frac{1}{c} \mathfrak{c}_2^2 \xi_2^2 + \log \mathfrak{c}_1 \right\} + \mathbb{P} \left[\left| \max(\mathbf{z}) - cv(\alpha, \underline{\phi}(a|S)) \right| \leq \xi_1 \xi_2 \right] \\ & \leq c \xi_1^{-1} \sqrt{\log \mathfrak{c}_1} + c \left(\frac{\log^5(n\mathfrak{c}_1)}{\mathfrak{c}_2^2} \right)^{\frac{1}{4}} + c \exp \left\{ -\frac{1}{c} \mathfrak{c}_2^2 \xi_2^2 + \log \mathfrak{c}_1 \right\} + c \xi_1 \xi_2 \sqrt{\log \mathfrak{c}_1}, \end{aligned}$$

where the second term follows from Lemma A.10. Finally, we set

$$\xi_1^{-2} = \xi_2 = \frac{\sqrt{2c \log \mathfrak{c}_1 + \frac{c}{2} \log \mathfrak{c}_2}}{\mathfrak{c}_2}.$$

A.6 Proof of Theorem 6

Proof. Given a linear order \triangleright , we consider a partition of $\mathcal{P}_{\triangleright}$. We denote $\mathcal{P}_{\triangleright}(x)$ as the subset of single improvement of \triangleright where each \succ in $\mathcal{P}_{\triangleright}(x)$ captures each improvement of x in \triangleright . Also, $\bigcup_{x \in X} \mathcal{P}_{\triangleright}(x) = \mathcal{P}_{\triangleright}$ and $\mathcal{P}_{\triangleright}(x) \cap \mathcal{P}_{\triangleright}(y) = \emptyset$ for $x \neq y$. For each type (Γ, \succ) , we denote $c_{(\Gamma, \succ)}(\cdot)$ as the corresponding choice function. Multiple types might exhibit the same choice behavior. Moreover, we also define induced choice data given τ . To do that, we first define π_z^τ given each z where $\pi_z^\tau(x, S) := \tau(\{(\Gamma, \succ) \in \mathcal{A}\mathcal{O}_{\triangleright} \times \mathcal{P}_{\triangleright}(z) : c_{(\Gamma, \succ)}(S) = x\})$. It is easy to see that $\sum_{z \in X} \pi_z^\tau(x, S) = \pi^\tau(x, S)$. We first prove necessity. To proceed, we denote $m_{S, \triangleright}$ as the top element in S according to \triangleright . Also, we denote $m := m_{X, \triangleright}$. For Axiom 1, we proceed by proving two claims. The first one shows that each type chooses either the first item in the decision problem or their reference points.

Claim 1. For any $(\Gamma, \succ) \in \mathcal{CF}_\triangleright \times \mathcal{P}_\triangleright(x)$ and all S , we must have either $c_{(\Gamma, \succ)}(S) = m_{S, \triangleright}$ or $c_{(\Gamma, \succ)}(S) = x$. Therefore, if $x \notin S$, we must have $c_{(\Gamma, \succ)}(S) = m_{S, \triangleright}$.

Proof. Suppose not. i.e. $c_{(\Gamma, \succ)}(S) = y$ and $y \notin \{m_{S, \triangleright}, x\}$. Since $y \neq m_{S, \triangleright}$, we must have $m_{S, \triangleright} \triangleright y$. Since each linear order \succ in $\mathcal{P}_\triangleright(x)$ agrees with \triangleright except for x , we have $m_{S, \triangleright} \succ y$. However, by the definition of choice function and the property of competition filter on list, it must be that $y \succ m_{S, \triangleright}$, which implies that $y \succ m_{S, \triangleright} \succ y$, a contradiction. \square

Then the second claim is that when x is not the first item in the list, then $\pi_z^\tau(x, \cdot)$ decreasing in the second component when $z = x$, and is constant otherwise.

Claim 2. For all $S \subseteq T$ and $x, z \in S$ with $x \neq z$ such that there exists $y \triangleright x$ and $y \in S$, we have *i)* $\pi_x^\tau(x, S) \geq \pi_x^\tau(x, T)$; *ii)* $\pi_z^\tau(x, S) = \pi_z^\tau(x, T) = 0$.

Proof. Since there exists $y \triangleright x$ and $y \in S \subseteq T$, we know that $x \neq m_{S, \triangleright}$ and $x \neq m_{T, \triangleright}$. Then, by Claim 1, for $z \neq x$, it must be that $c_{(\Gamma, \succ)}(S) \neq x$ for any $(\Gamma, \succ) \in \mathcal{CF}_\triangleright \times \mathcal{P}_\triangleright(z)$ and for any $S \subseteq X$. Therefore, $\pi_z^\tau(x, S) = \pi_z^\tau(x, T) = 0$. *(ii)* is proven.

For *(i)*, it suffices to show that for each $\succ \in \mathcal{P}_\triangleright(x)$ and any Γ , if $c_{(\Gamma, \succ)}(T) = x$, then it must be that $c_{(\Gamma, \succ)}(S) = x$. To see this, suppose not. Then, by Claim 1, we must have $c_{(\Gamma, \succ)}(S) = m_{S, \triangleright}$. However, since $c_{(\Gamma, \succ)}(T) = x$, we know that it must be that $x \succ m_{T, \triangleright}$. Since $x \in \Gamma(T)$, by competition filter, we must have $x \in \Gamma(S)$ so that $m_{S, \triangleright} \succ x$. If $m_{T, \triangleright} = m_{S, \triangleright}$, then $x \succ m_{T, \triangleright} = m_{S, \triangleright} \succ x$, which is a contradiction. On the other hand, if $m_{T, \triangleright} \neq m_{S, \triangleright}$, then it must be that $m_{T, \triangleright} \triangleright m_{S, \triangleright}$. Since $\succ \in \mathcal{P}_\triangleright(x)$, it agrees with \triangleright over binary relation on $X \setminus x$. We have $m_{T, \triangleright} \succ m_{S, \triangleright}$. However, we can then deduce that $x \succ m_{T, \triangleright} \succ m_{S, \triangleright} \succ x$, a contradiction. \square

Using the above claim, we can see that for all $S \subseteq T$ and $x \in S$ such that there exists $y \triangleright x$ and $y \in S$, we have $\pi(x, S) = \sum_{z \in X} \pi_z^\tau(x, S) \geq \sum_{z \in X} \pi_z^\tau(x, T) = \pi^\tau(x, T)$. Axiom 1 is proven. For Axiom 2, due to Claim 2, it suffices to show that $\pi_x^\tau(x, \{x, y\}) \geq \pi_x^\tau(x, \{x, z\})$ for all x, y, z such that $z \triangleright y \triangleright x$. Since Γ has full attention over binary sets, for any $(\Gamma, \succ) \in \mathcal{CF}_\triangleright \times \mathcal{P}_\triangleright(x)$, if $c_{(\Gamma, \succ)}(\{x, z\}) = x$, then it must be that $c_{(\Gamma, \succ)}(\{x, y\}) = x$. Note that $c_{(\Gamma, \succ)}(\{x, z\}) = x$ implies that $x \succ z$. Also, since \succ agrees with \triangleright over binary relation on $X \setminus x$, we know that $z \succ y$. It must be that $x \succ y$. Due to full attention over binary sets, it must be that $c_{(\Gamma, \succ)}(\{x, y\}) = x$. Hence, it is proven. For Axiom 3, it suffices to show that for $x \neq m$, we have

$$\tau(\{(\Gamma, \succ) \in \mathcal{AO}_\triangleright \times \mathcal{P}_\triangleright(x)\}) = \pi^\tau(x, \{b_x, x\})$$

It is because if it holds, then $1 - \sum_{x \in X \setminus m} \pi^\tau(x, \{b_x, x\}) = \tau(\{(\Gamma, \succ) \in \mathcal{AO}_\triangleright \times \mathcal{P}_\triangleright(m)\}) \geq 0$. To see why it holds, note that for any $(\Gamma, \succ) \in \mathcal{CF}_\triangleright \times \mathcal{P}_\triangleright(x)$, it must be that $c_{(\Gamma, \succ)}(\{b_x, x\}) = x$, since \succ is a single improvement of \triangleright and Γ has full attention over binary sets. Necessity is complete.

We then prove sufficiency. We put the focus on the choice functions generated from $(\Gamma, \succ) \in \mathcal{CF}_\triangleright \times \mathcal{P}_\triangleright(x)$. We first state a characterization of this type of choice function

Claim 3. Let $x \in X$. A choice function c is represented by some $(\Gamma, \succ) \in \mathcal{CF}_\triangleright \times \mathcal{P}_\triangleright(x)$ if and only if *i)* whenever $c(S) \neq m_{S, \triangleright}$, we have $c(S) = x$; *ii)* $c(T) = x$ implies $c(S) = x$ for $x \in S \subseteq T$; *iii)* $c(\{y, x\}) = x$ for some $y \in X$ implies $c(\{z, x\}) = x$ for all $z \triangleleft y$; *iv)* $c(\{z, x\}) = x$ for all $z \triangleleft x$.

Proof. We first prove the only-if part. Note that *i)* is given by Claim 1. For *ii)*, suppose not. Then, by *(i)*, it must be that $c(S) = m_{S, \triangleright} \triangleright x$. By competition filter on list, we know that *i)* $m_{S, \triangleright}, x \in \Gamma(S) \subseteq \Gamma(T)$. However, $c(S)$ implies $x \triangleright m_{S, \triangleright}$ but $c(S) = m_{S, \triangleright}$ implies $m_{S, \triangleright} \triangleright x$. A

contradiction. For *iii*), since Γ assign full attention over binary sets, if $c(\{y, x\}) = x$, by $\succ \in \mathcal{P}_\triangleright(x)$, we have $x \succ z$ for all $z \triangleleft y$. For *iv*), it is clear that $\Gamma(\{z, x\}) = \{z, x\}$ and $x \succ z$ as $x \triangleright z$. Only-if part is complete.

For the if-part, we can construct (Γ_c, \succ_c) as follows: Firstly, we consider Γ_c . For $|S| > 2$, We let $\Gamma_c(S) = \{m_{S, \triangleright}\}$ for every S such that $c(S) = m_{S, \triangleright}$ and we let $\Gamma_c(S) = U_\triangleright(x) \cap S$ for every S such that $c(S) = x \neq m_{S, \triangleright}$. For $|S| = 2$, we let $\Gamma_c(S) = S$. Secondly, for \succ_c , we construct the binary relation as follows. For $y, z \neq x$, we set $y \succ_c z$ if $y \triangleright z$ for every $y, z \neq x$. For binary relations involving x , we set $x \succ_c y$ if $c(\{x, y\}) = x$, $y \succ_c x$ if $c(\{x, y\}) = y$.

To check that $(\Gamma_c, \succ_c) \in \mathcal{CF}_\triangleright \times \mathcal{P}_\triangleright(x)$, we first check preference. To check that it is complete, for $y, z \neq x$, it follows from \triangleright . For x, y , we must have either $x \succ_c y$ or $y \succ_c x$ since $c(\{x, y\})$ is non-empty. To show that it is transitive. For $w, y, z \neq x$, if $w \succ y$ and $y \succ z$, we must have $w \succ z$ since it follows from \triangleright . Otherwise, firstly, consider that $w \succ_c x$ and $x \succ_c z$. Therefore, we know that $c(\{w, x\}) = w$ and $c(\{x, z\}) = x$. Hence, we know that $w \triangleright x$ and $x \triangleright z$. Hence, it must be that $w \triangleright z$. Hence, by *i*) it must be that $c(\{w, z\}) = w$. Secondly, consider that $x \succ_c w$ and $w \succ_c z$. Then, we know that $c(\{w, x\}) = x$ and $w \triangleright z$. Then, by *iii*), we know that $c(\{z, x\}) = x$. Lastly, consider that $w \succ_c z$ and $z \succ_c x$, then we know $w \triangleright z$ and $c(\{z, x\}) = z$. It must be that $c(\{w, x\}) = w$. Suppose not, i.e. $c(\{w, x\}) = x$. Then, by *iii*), we must have $c(\{z, x\}) = x$. A contradiction. Transitivity is complete. By construction, it is clear that $\succ_c \in \mathcal{P}_\triangleright(x)$.

Then, we check the consideration set mapping Γ_c . Firstly, it satisfies full attention over binary set by constructions. Secondly, to see that it is a competition filter on list \triangleright , we let $S \subseteq T$ and $y \in \Gamma_c(T)$. Let $z \in U_\triangleright(y) \cap S$, we aim to show $z \in \Gamma_c(S)$. By construction, it must be either $\Gamma_c(T) = m_{T, \triangleright}$ or $\Gamma_c(T) = U_\triangleright(x) \cap T$. If $y = m_{T, \triangleright}$, then it must be that $U_\triangleright(y) \cap S = \{y\}$ and $z = y$. We then have $z \in \Gamma_c(S)$ since it is the top element on the list. If $y \neq m_{T, \triangleright}$, then it must be that $\Gamma_c(T) = U_\triangleright(x) \cap T$ so that $c(T) = x$ and $y \triangleright x$. By *ii*), we have $c(S) = x$ so that $\Gamma_c(S) = U_\triangleright(x) \cap S$. Since $z \in U_\triangleright(y) \cap S$, $z \triangleright y \triangleright x$, we have $z \in \Gamma_c(S)$.

Lastly, we show that it explains the choice function. For $|S| = 2$, it is immediate; for $|S| > 2$, notice that $c_{(\Gamma_c, \succ_c)}(S) = m_{\triangleright, S}$ if and only if $\Gamma(S) = \{m_{\triangleright, S}\}$ if and only if $c(S) = m_{\triangleright, S}$. If $c(S) = x \neq m_{\triangleright, S}$, we have $\Gamma_c(S) = U_\triangleright(x) \cap S$. By *ii*), we must have $c(\{x, z\}) = x$ for every $z \in S$. Hence, $c_{(\Gamma_c, \succ_c)}(S) = x$. The proof is complete. \square

The idea of the rest of the proof goes as follows. We denote the set of all choice functions generated from $(\Gamma, \succ) \in \mathcal{CF}_\triangleright \times \mathcal{P}_\triangleright(x)$ as $\mathbb{C}_{\triangleright, x}$. We will construct a sequence of choice functions $\{c_1, c_2, \dots, c_n\}$ where $c_1(S) = x$ for all S containing x and whenever $c_i(S) \neq x$, we have $c_i(S) = m_{S, \triangleright}$ for all i . We denote the set of all such sequences as $\mathbb{Q}_{\triangleright, x}$ with typical element q_x . Then, given the choice rule π , for each $x \neq m$, we select a sequence $q_x \in \mathbb{Q}_{\triangleright, x}$. We will show that the q_x that we choose is a subset of $\mathbb{C}_{\triangleright, x}$. We will then assign weights to them and show that they jointly explain the data. To abuse notation, we write $\tau(\cdot)$ as also the probability measure over choice functions $\bigcup_{x \in X} \mathbb{C}_{\triangleright, x}$. Firstly, for each $x \in X$ and $x \neq m$, we gather all the conditions from Axiom 2 and 3 which are related to x , which are $\pi(x, S) \geq \pi(x, T)$ for $x \neq m_{S, \triangleright}$ and $S \subseteq T$; $\pi(x, \{x, y\}) \geq \pi(x, \{x, z\})$ for $z \triangleright y \triangleright x$.

We denote the sets containing x and appearing in the inequalities as \mathcal{S}_x . We let $\mathcal{B}_0 \subseteq \mathcal{S}_x$ be the sets in \mathcal{S}_x that is *non-dominating*: If there does not exist $S' \in \mathcal{S}_x$ and $S' \neq S$ such that $\pi(x, S) \geq \pi(x, S')$, then $S \in \mathcal{B}_0$. Therefore, $\mathcal{B}_0 = \{X\}$. Then, we construct \mathcal{B}_i for $i = 1, \dots, |\mathcal{S}_x|$ and B_i for $i = 1, \dots, |\mathcal{S}_x|$ as follows.

$$B_i = \arg \min_{S \in \mathcal{B}_{i-1}} \rho(x, S) \text{ for } i = 1, \dots, |\mathcal{S}_x|$$

$\mathcal{B}_i =$ the sets in $\mathcal{S}_x \setminus \{B_0, \dots, B_i\}$ that are *non-dominating*, for $i = 1, \dots, |\mathcal{S}_x| - 1$

Here, we assume that the minimizer B_i is unique for simplicity. Hence, since $\mathcal{B}_0 = \{X\}$, we have $B_1 = X$. Also, \mathcal{B}_1 equals the sets of size $N - 1$ containing x . Lastly, since minimizer is unique and there are $|\mathcal{S}_x|$ sets to begin with, we have $B_{|\mathcal{S}_x|} = \{b_x, x\}$, where b_x is the immediate predecessor of x in X according to \triangleright , as $p(x, \{b_x, x\}) \geq p(x, S)$ for all $S \in \mathcal{S}_x$ by Axiom 2 and Axiom 3. Then, we pick $q_x = \{c_1, c_2, \dots, c_{|\mathcal{S}_x|}\} \in \mathbb{Q}_{\triangleright, x}$ such that, for $i = 2, 3, \dots, |\mathcal{S}_x|$

$$c_i(S) = \begin{cases} x & \text{if } S \notin \{B_1, \dots, B_{i-1}\} \\ m_{S, \triangleright} & \text{if } S \in \{B_1, \dots, B_{i-1}\} \end{cases}$$

We first verify that each of these choice functions $c_i \in q_x$ belongs to $\mathbb{C}_{\triangleright, x}$. We check each condition in Claim 3. For *i*) it is immediate. For *ii*), assume that $c_i(T) = x$ and let $S \subset T$. Since $c_i(T) = x$, it must be that $T \notin \{B_1, \dots, B_{i-1}\}$. Then, it must be that $S \notin \{B_1, \dots, B_{i-1}\}$. To see this, suppose not, i.e. $S \in \{B_1, \dots, B_{i-1}\}$ and let $S = B_j$ and $j \leq i - 1$. Since $S = B_j := \arg \min_{S' \in \mathcal{B}_{j-1}} \rho(x, S')$, we know $S \in \mathcal{B}_{j-1}$. \mathcal{B}_{j-1} are the sets in $\mathcal{S}_x \setminus \{B_0, \dots, B_{j-1}\}$ that are non-dominating. Yet, since $T \notin \{B_1, \dots, B_{i-1}\}$, we have $T \in \mathcal{S}_x \setminus \{B_0, \dots, B_j\}$. Therefore, S is dominating in $\mathcal{S}_x \setminus \{B_0, \dots, B_j\}$ since $\rho(x, S) \geq \rho(x, T)$ by Axiom 2. A contradiction. For *iii*), let $c_i(\{y, x\}) = x$, we need to show $c_i(\{z, x\}) = x$ for all $z \triangleright y$. One can prove it using the same argument as above by using Axiom 3. For *iv*), for all $z \triangleright x$, the sets $\{z, x\}$ do not appear in Axiom 2 or 3. Hence, $\{z, x\} \notin \mathcal{S}_x$ and $c_i(\{z, x\}) = x$ for all i .

Then, for $x \neq m$, we assign weights to q_x . In particular, we let $\tau_\pi(\{c_1\}) = \pi(x, B_1) \geq 0$ and $\tau_\pi(\{c_i\}) = \pi(x, B_i) - \pi(x, B_{i-1}) \geq 0$ for $i = 2, \dots, |\mathcal{S}_x|$. These are non-negative by construction. Also, It is easy to see that $\tau_\pi(q_x) = \pi(x, \{b_x, x\})$ since $B_{|\mathcal{S}_x|} = \{b_x, x\}$. Lastly, we endow the (unique) choice function c^* in $\mathbb{C}_{\triangleright, m}$ with weight $1 - \sum_{x \in X \setminus m} \pi(x, \{b_x, x\})$, i.e. $\tau_\pi = 1 - \sum_{x \in X \setminus m} \pi(x, \{b_x, x\})$, which is non-negative by Axiom 4. Hence, we get $\tau_\pi(\bigcup_{x \in X} \mathbb{C}_{\triangleright, x}) = \sum_{x \in X} \tau_\pi(\mathbb{C}_{\triangleright, x}) = \tau_\pi(\{c^*\}) + \sum_{x \neq m} \tau_\pi(q_x) = 1 - \sum_{x \in X \setminus m} \pi(x, \{b_x, x\}) + \sum_{x \in X \setminus m} \pi(x, \{b_x, x\}) = 1$. Hence, τ_π is a probability measure. Moreover, to see that τ_π explains the choice data, consider $x \neq m_{S, \triangleright}$, for every S , $\pi_{\tau_\pi}(x, S) = \tau_\pi(\{c \in \mathbb{C}_{\triangleright, x} : c(S) = x\}) = \tau_\pi(\{c_1, c_2, \dots, c_n : B_n = S\}) = \pi(x, B_1) + \sum_{i=2}^n \pi(x, B_i) - \pi(x, B_{i-1}) = \pi(x, B_n) = \pi(x, S)$. Lastly, for every S , $\pi_{\tau_\pi}(m_{S, \triangleright}, S) = 1 - \sum_{x \neq m_{S, \triangleright}} \pi_{\tau_\pi}(x, S) = 1 - \sum_{x \neq m_{S, \triangleright}} \pi(x, S) = \pi(m_{S, \triangleright}, S)$. Hence, it explains the choice rule. On the other hand, when the minimizers B_i 's are not unique, one can set assign zero weight for some choice functions in q_x and the proof is basically the same. Hence, the proof is complete. \square

A.7 Proof of Theorem 7

Proof. Since Γ assigns full attention at S when $|S| = 2$, we focus on the preference types and skip Γ when denoting the choice function for each preference type for menus of two alternatives. Consider choice probability at $S = \{a_i, a_j\}$ and $i > j$. Notice that for types \succ_{kl} where $k \neq j$, $c_{\succ_{kl}}(\{a_i, a_j\}) = a_j$, since the list \triangleright agree with \succ_{kl} over alternatives other than a_k ; for types \succ_{kl} where $k = j$ and $i < l$, $c_{\succ_{kl}}(\{a_i, a_j\}) = a_j$, since \succ_{kl} still rank a_i higher than a_j even though a_j is moved higher; lastly, for types \succ_{kl} where $k = j$ and $i \geq l$, $c_{\succ_{kl}}(\{a_i, a_j\}) = a_i$, since \succ_{kl} moves a_i higher than a_k . Therefore, we know that, for $i > j$ $\pi(a_i, \{a_i, a_j\}) = \tau\{(\Gamma, \succ_{il}) : l \leq j\}$. Hence, for $i \neq j \neq 1$, we have $\pi(a_i, \{a_i, a_j\}) - \pi(a_i, \{a_i, a_{j-1}\}) = \tau\{(\Gamma, \succ_{il}) : l \leq j\} - \tau\{(\Gamma, \succ_{il}) : l \leq j-1\} = \tau(\succ_{ij})$. Also, for $i \neq j = 1$, $\pi(a_i, \{a_i, a_j\}) = \tau\{(\Gamma, \succ_{il}) : l \leq 1\} = \tau(\succ_{i1})$.

Lastly, given a linear order \triangleright , we consider a partition of $\mathcal{P}_\triangleright$. We denote $\mathcal{P}_\triangleright(x)$ as the subset of single improvement of \triangleright where each \succ in $\mathcal{P}_\triangleright(x)$ only disagrees with \triangleright over x . By definition, $\tau(\mathcal{P}_\triangleright(a_k)) = \tau\{(\Gamma, \succ_{kl}) : l \leq k-1\} = \pi(a_k, \{a_{k-1}, a_k\})$ for $k \neq 1$. Hence, for \triangleright , which is denoted as \succ_{ii} by an abuse of notation, we have $\tau(\triangleright) = 1 - \sum_{k=2}^n \tau(\mathcal{P}_\triangleright(a_k)) = 1 - \sum_{k=2}^n \pi(a_k, \{a_{k-1}, a_k\})$. \square

A.8 Proof of Theorem 8

Proof. We first show the lower bound. Suppose that the maximum is achieved at $R \supseteq S$. We enumerate the alternative in R by $\langle a_{r_1}, \dots, a_{r_{|R|}} \rangle$ so that $a_k = a_{r_\ell}$ and $1 < \ell$. For some a_{r_i} where $i \geq \ell$ to be chosen, it must be that a_{r_i} is considered by certain choice types. Therefore, by List-based Attention Overload, in set R , these choice types must also have considered everything before a_{r_i} , including a_{r_ℓ} . Hence, we have $\phi(a_k|R) \geq \sum_{\ell \geq k} \pi(a_\ell|R)$. Lastly, since List-based Attention Overload satisfies Attention Overload, it must be that $\phi(a_k|S) \geq \phi(a_k|R)$.

In the following, we let $U_\triangleright(a_k)$ be the alternatives in X which are listed before a_k (including a_k); that is, it is the weak upper contour set of a_k according to the list order. Therefore, for the upper bound, it suffices to show the bound $\phi(a_k|S) \leq 1 - \sum_{b \in U_\triangleright(a_k) \cap S \setminus a_{s_1}} (\pi(b|a_{s_1}) - \pi(b|S))$. It is because, given by Axiom 2, $\max_{R \supseteq \{a_{s_1}, b\}} \pi(b|R) = \pi(b|a_{s_1})$ and $\min_{a_{s_1}, b \in T \subseteq S} \pi(b|T) = \pi(b|S)$. Firstly, fix an $b \in U_\triangleright(a_k) \cap S \setminus a_{s_1}$. For b to be chosen in S , it must have been considered by the preference types which rank b before a_{s_1} . i.e. (Γ, \succ) where $\succ \in \{\succ_{ba_{s_1}}, \succ_{ba_{s_1-1}}, \dots, \succ_{ba_1}\}$. If all of these types have paid attention to b in S , then $\pi(b|a_1) - \pi(b|S) = 0$, since full attention is assumed at binary sets. Therefore, the difference $\pi(b|a_1) - \pi(b|S)$ captures the types which have not noticed b but would have chosen b if otherwise it is (counterfactually) discovered. Also, by List-based Attention Overload, these types must not have considered a_k , since a_k is after b . Since the types are independent, i.e. for two different b, b' , (Γ, \succ) where $\succ \in \{\succ_{ba_{s_1}}, \succ_{ba_{s_1-1}}, \dots, \succ_{ba_1}\}$ and (Γ, \succ') where $\succ' \in \{\succ_{b'a_{s_1}}, \succ_{b'a_{s_1-1}}, \dots, \succ_{b'a_1}\}$ are independent, $\sum_{b \in U_\triangleright(a_k) \cap S \setminus a_{s_1}} (\pi(b|a_{s_1}) - \pi(b|S))$ reveals the types who must not have paid attention to a_k . Therefore, $1 - \sum_{b \in U_\triangleright(a_k) \cap S \setminus a_{s_1}} (\pi(b|a_{s_1}) - \pi(b|S))$ is an upper bound for $\phi(a_k|S)$.

Lastly, we show that the upper bound is greater than the lower bound. Again, suppose that the maximum for the lower bound is achieved at $R \supseteq S$. We have $1 - \sum_{b \in U_\triangleright(a_k) \cap S \setminus a_{s_1}} (\pi(b|a_{s_1}) - \pi(b|S)) - \sum_{j \geq k} \pi(a_j|R) \geq (1 - \sum_{a_{s_j} \in U_\triangleright(a_k) \cap S \setminus a_{s_1}} \pi(a_{s_j}|a_{s_1})) - \sum_{j > k} \pi(a_j|R) \geq (1 - \sum_{a_{s_j} \in U_\triangleright(a_k) \cap S \setminus a_{s_1}} \pi(a_{s_j}|a_{s_{j-1}})) - \sum_{j > k} \pi(a_j|R) \geq \sum_{j > k} \pi(a_j|a_{j-1}) - \sum_{j > k} \pi(a_j|R) \geq \sum_{j > k} \pi(a_j|a_{s_1}) - \sum_{j > k} \pi(a_j|R) \geq 0$. The second, third, fourth, and fifth inequalities are given by Axiom 3, Axiom 4, Axiom 3, and Axiom 2, respectively. Therefore, the proof is complete. \square

A.9 Proof of Theorem 9

Proof. Suppose a strict π has a HAOM $_\triangleright$ representation in \triangleright where $a_1 \triangleright a_2 \dots \triangleright a_n$. We will show that it must be that $L_\pi = \triangleright \setminus \{(a_{n-1}, a_n)\}$.

We will first prove \subseteq . Suppose there exists $\{x, y\} \subseteq S \subseteq T$ such that $\pi(x, S) < \pi(x, T)$. By Axiom 2, it must be that x is the \triangleright -most in S and hence $x \triangleright y$. On other hand, suppose there exist $z \in X$ such that $\pi(z, \{y, z\}) > \pi(z, \{x, z\})$ and $\pi(y, \{y, z\}) > \pi(y, \{x, y\})$. By $\pi(z, \{y, z\}) > \pi(z, \{x, z\})$ and Axiom 3, we know that it must not be the case that $y \triangleright x \triangleright z$. Also, by a rearrangement, $\pi(z, \{y, z\}) > \pi(z, \{x, z\})$ implies $\pi(z, \{y, z\}) + \pi(x, \{x, z\}) > 1$. It must not be the case that $y \triangleright z \triangleright x$. To see this, suppose $y \triangleright z \triangleright x$. Suppose the immediate predecessor of z in X is z_X , and the immediate predecessor of x in X is x_X . Axiom 4 implies that $\rho(z, \{z_X, z\}) + \rho(x, \{x, x_X\}) \leq 1$. Also, by Axiom 4, we know that $\rho(z, \{z_X, z\}) \geq \rho(z, \{y, z\})$ and $\rho(x, \{x, x_X\}) \geq \rho(x, \{x, z\})$.

Therefore, we have $\rho(z, \{y, z\}) + \rho(x, \{x, z\}) \leq 1$. A contradiction. Therefore, it cannot be $y \triangleright z \triangleright x$. Analogously, $\pi(y, \{y, z\}) > \pi(y, \{x, y\})$ imply that it cannot be either $z \triangleright x \triangleright y$ or $z \triangleright y \triangleright x$. Therefore, it must be either $x \triangleright y \triangleright z$ or $x \triangleright z \triangleright y$. In either case, we have $(x, y) \in \triangleright$.

For \supseteq , suppose $(a_k, a_l) \in \triangleright$ where $k < l$ and $(a_k, a_l) \neq (a_{n-1}, a_n)$. Therefore, there exists a_h such that $k < l < h$. Also, since π is strict, by Axiom 3, it must be that $\pi(a_h, \{a_h, a_l\}) > \pi(a_h, \{a_h, a_k\})$. On the other hand, it must also be that $\pi(a_l, \{a_l, a_h\}) > \pi(a_l, \{a_l, a_k\})$. Suppose instead $\pi(a_l, \{a_l, a_h\}) < \pi(a_l, \{a_l, a_k\})$. Therefore, we have $1 < \pi(a_l, \{a_l, a_k\}) + \pi(a_h, \{a_l, a_h\})$. Axiom 4 implies that $\rho(a_l, \{a_l, a_{l-1}\}) + \rho(a_h, \{a_h, a_{h-1}\}) \leq 1$. Then, by Axiom 3, we have $\pi(a_l, \{a_l, a_k\}) + \pi(a_h, \{a_l, a_h\}) \leq 1$. A contradiction. Therefore, we have both $\pi(a_h, \{a_h, a_l\}) > \pi(a_h, \{a_h, a_k\})$ and $\pi(a_l, \{a_l, a_h\}) > \pi(a_l, \{a_l, a_k\})$. Then, we have $(a_k, a_l) \in L_\pi$. The proof is done. \square

A.10 Proof of Theorems 10 and 11

Proof. The lower bound constructions rely on the same idea used in Section 2.4. See the proof of Theorem 5. \square

References

- ABALUCK, J., AND A. ADAMS (2021): “What Do Consumers Consider Before They Choose? Identification from Asymmetric Demand Responses,” *Quarterly Journal of Economics*, 136(3), 1611–1663.
- AGUIAR, V. H. (2017): “Random Categorization and Bounded Rationality,” *Economics Letters*, 159, 46–52.
- AGUIAR, V. H., M. J. BOCCARDI, N. KASHAEV, AND J. KIM (2023): “Random utility and limited consideration,” *Quantitative Economics*, 14(1), 71–116.
- AUGENBLICK, N., AND S. NICHOLSON (2016): “Ballot position, choice fatigue, and voter behaviour,” *The Review of Economic Studies*, 83(2), 460–480.
- BARSEGHYAN, L., M. COUGHLIN, F. MOLINARI, AND J. C. TEITELBAUM (2021): “Heterogeneous Choice Sets and Preferences,” *Econometrica*, 89(5), 2015–2048.
- BARSEGHYAN, L., AND F. MOLINARI (2023): “Risk Preference Types, Limited Consideration, and Welfare,” *Journal of Business & Economic Statistics*, forthcoming.
- BARSEGHYAN, L., F. MOLINARI, AND M. THIRKETTLE (2021): “Discrete Choice under Risk with Limited Consideration,” *American Economic Review*, 111(6), 1972–2006.
- BAŞAR, G., AND C. BHAT (2004): “A Parameterized Consideration Set Model for Airport Choice: An Application to the San Francisco Bay Area,” *Transportation Research Part B: Methodological*, 38(10), 889–904.
- BISWAS, D., D. GREWAL, AND A. ROGGEVEEN (2010): “How the order of sampled experiential products affects choice,” *Journal of Marketing Research*, 47(3), 508–519.
- BRADY, R. L., AND J. REHBECK (2016): “Menu-Dependent Stochastic Feasibility,” *Econometrica*, 84(3), 1203–1223.

- CATTANEO, M. D., X. MA, Y. MASATLIOGLU, AND E. SULEYMANOV (2020): “A Random Attention Model,” *Journal of Political Economy*, 128(7), 2796–2836.
- CHERNOZHUKOV, V., D. CHETVERIKOV, AND K. KATO (2019): “Inference on Causal and Structural Parameters using Many Moment Inequalities,” *Review of Economic Studies*, 86(5), 1867–1900.
- CHERNOZHUKOV, V., D. CHETVERIKOV, K. KATO, AND Y. KOIKE (2022): “Improved Central Limit Theorem and Bootstrap Approximations in High Dimensions,” *Annals of Statistics*, 50(5), 2562–2586.
- DARDANONI, V., P. MANZINI, M. MARIOTTI, H. PETRI, AND C. J. TYSON (2023): “Mixture Choice Data: Revealing Preferences and Cognition,” *Journal of Political Economy*, 131(3), 687–715.
- DARDANONI, V., P. MANZINI, M. MARIOTTI, AND C. J. TYSON (2020): “Inferring Cognitive Heterogeneity From Aggregate Choices,” *Econometrica*, 88(3), 1269–1296.
- DEMIRKAN, Y., AND M. KIMYA (2020): “Hazard Rate, Stochastic Choice and Consideration Sets,” *Journal of Mathematical Economics*, 87, 142–150.
- DEMUYNCK, T., AND C. SEEL (2018): “Revealed Preference with Limited Consideration,” *American Economic Journal: Microeconomics*, 10(1), 102–131.
- ELLISON, G., AND S. F. ELLISON (2009): “Search, obfuscation, and price elasticities on the internet,” *Econometrica*, 77(2), 427–452.
- FALMAGNE, J.-C. (1978): “A representation theorem for finite random scale systems,” *Journal of Mathematical Psychology*, 18(1), 52–72.
- FISHBURN, P. C. (1998): “Stochastic Utility,” in *Handbook of Utility Theory*, ed. by S. Barbera, P. Hammond, and C. Seidl, pp. 273–318. Kluwer Dordrecht.
- GENG, S. (2016): “Decision Time, Consideration Time, and Status Quo Bias,” *Economic Inquiry*, 54(1), 433–449.
- GIBBARD, P. (2021): “Disentangling preferences and limited attention: Random-utility models with consideration sets,” *Journal of Mathematical Economics*, 94, 102468.
- GOEREE, M. S. (2008): “Limited Information and Advertising in the US Personal Computer Industry,” *Econometrica*, 76(5), 1017–1074.
- GUNEY, B. (2014): “A theory of iterative choice in lists,” *Journal of Mathematical Economics*, 53, 26–32, Special Section: Economic Theory of Bubbles (I).
- HAUSER, J. R., AND B. WERNERFELT (1990): “An Evaluation Cost Model of Consideration Sets,” *Journal of Consumer Research*, 16(4), 393–408.
- HUBERMAN, G., AND T. REGEV (2001): “Contagious Speculation and a Cure for Cancer: A Nonevent That Made Stock Prices Soar,” *Journal of Finance*, 56(1), 387–396.
- ISHII, Y., M. KOVACH, AND L. ÜLKÜ (2021): “A model of stochastic choice from lists,” *Journal of Mathematical Economics*, 96, 102509.

- IYENGAR, S. S., AND M. R. LEPPER (2000): “When choice is demotivating: Can one desire too much of a good thing?,” *Journal of Personality and Social Psychology*, 79(6), 995–1006.
- KASHAEV, N., AND V. H. AGUIAR (2022): “A random attention and utility model,” *Journal of Economic Theory*, 204, 105487.
- LAROCHE, M., J. ROSENBLATT, AND I. SINCLAIR (1984): “Brand Categorization Strategies in an Extensive Problem Solving Situation: A Study of University Choice,” *ACR North American Advances*, NA-11.
- LEVAV, J., M. HEITMANN, A. HERRMANN, AND S. IYENGAR (2010): “Order in Product Customization Decisions: Evidence from Field Experiments,” *Journal of Political Economy*, 118(2), 274–299.
- LLERAS, J. S., Y. MASATLIOGLU, D. NAKAJIMA, AND E. Y. OZBAY (2017): “When More Is Less: Limited Consideration,” *Journal of Economic Theory*, 170, 70–85.
- MANZINI, P., AND M. MARIOTTI (2014): “Stochastic Choice and Consideration Sets,” *Econometrica*, 82(3), 1153–1176.
- MARSCHAK, J. (1959): “Binary choice constraints on random utility indicators,” .
- MATZKIN, R. L. (2007): “Nonparametric Identification,” in *Handbook of Econometrics, Volume VIB*, ed. by J. Heckman, and E. Leamer, pp. 5307–5368. Elsevier Science B.V.
- (2013): “Nonparametric Identification in Structural Economic Models,” *Annual Review of Economics*, 5, 457–486.
- MOLINARI, F. (2020): “Microeconometrics with Partial Identification,” in *Handbook of Econometrics, Volume VIIA*, ed. by S. Durlauf, L. Hansen, J. Heckman, and R. Matzkin, pp. 355–486. Elsevier Science B.V.
- PAN, B., H. HEMBROOKE, T. JOACHIMS, L. LORIGO, G. GAY, AND L. GRANKA (2007): “In Google we trust: Users’ decisions on rank, position, and relevance,” *Journal of computer-mediated communication*, 12(3), 801–823.
- PERNICE, K., K. WHITENTON, J. NIELSEN, ET AL. (2018): “How People Read Online: The Eyetracking Evidence,” .
- PURCELL, K., L. RAINIE, AND J. BRENNER (2012): “Search engine use 2012,” .
- REUTSKAJA, E., AND R. M. HOGARTH (2009): “Satisfaction in Choice as a Function of the Number of Alternatives: When ”Goods Siate”,” *Psychology and Marketing*, 26(3), 197–203.
- REUTSKAJA, E., R. NAGEL, C. F. CAMERER, AND A. RANGEL (2011): “Search Dynamics in Consumer Choice under Time Pressure: An Eye-Tracking Study,” *American Economic Review*, 101(2), 900–926.
- ROSEN, D. E., J. M. CURRAN, AND T. B. GREENLEE (1998): “College Choice in a Brand Elimination Framework: The High School Students Perspective,” *Journal of Marketing for Higher Education*, 8(3), 73–92.
- RUBINSTEIN, A., AND Y. SALANT (2006): “A model of choice from lists,” *Theoretical Economics*, 1(1), 3–17.

- SHERIDAN, J. E., M. D. RICHARDS, AND J. W. SLOCUM (1975): “Comparative Analysis of Expectancy and Heuristic Models of Decision Behavior,” *Journal of Applied Psychology*, 60(3), 361–368.
- SHOCKER, A. D., M. BEN-AKIVA, B. BOCCARA, AND P. NEDUNGADI (1991): “Consideration Set Influences on Consumer Decision-making and Choice: Issues, Models, and Suggestions,” *Marketing Letters*, 2(3), 181–197.
- SIMON, H. A. (1955): “A behavioral model of rational choice,” *The quarterly journal of economics*, pp. 99–118.
- TURANSICK, C. (2022): “Identification in the Random Utility Model,” *Journal of Economic Theory*, p. 105489.
- TVERSKY, A. (1972): “Elimination by aspects: A theory of choice.,” *Psychological review*, 79(4), 281.
- VISSCHERS, V. H., R. HESS, AND M. SIEGRIST (2010): “Health Motivation and Product Design Determine Consumers Visual Attention to Nutrition Information on Food Products,” *Public Health Nutrition*, 13(7), 1099–1106.
- WESTERWICK, A. (2013): “Effects of sponsorship, web site design, and Google ranking on the credibility of online information,” *Journal of Computer-Mediated Communication*, 18(2), 194–211.
- YILDIZ, K. (2016): “List-rationalizable choice,” *Theoretical Economics*, 11(2), 587–599.

Supplemental Appendix to “Attention Overload”

Matias D. Cattaneo* Paul H.Y. Cheung† Xinwei Ma‡ Yusufcan Masatlioglu§

May 30, 2023

Abstract

This Supplemental Appendix contains an in-depth discussion of related literature, simulation evidence, and omitted technical details in the proofs of the main results.

Contents

SA.1 Related Literature	1
SA.1.1 Random Limited Attention Models with Homogeneous Preferences	1
SA.1.2 Random Limited Attention Models with Heterogeneous Preferences	3
SA.1.3 Other Related Stochastic Choice Models	5
SA.2 Simulation Evidence	6
SA.2.1 Homogeneous Preferences	6
SA.2.2 Heterogeneous Preferences	10
SA.3 Omitted Details in Appendix A.4	15
SA.3.1 Proof of Lemma A.4	17
SA.3.2 Proof of Lemma A.5	19
SA.3.3 Proof of Lemma A.6	21
SA.3.4 Proof of Lemma A.7	21
SA.3.5 Proof of Lemma A.8	24
SA.3.6 Proof of Lemma A.9	25
SA.4 Omitted Details in Appendix A.5	25
SA.4.1 Proof of Lemma A.11	26
SA.4.2 Proof of Lemma A.12	27

*Department of Operations Research and Financial Engineering, Princeton University.

†Jindal School of Management, University of Texas at Dallas

‡Department of Economics, UC San Diego.

§Department of Economics, University of Maryland.

SA.1 Related Literature

We provide an overview of the related decision theory literature with the goal of comparing and contrasting our AOM and HAOM_▷ with other choice models. The Random Utility Model (RUM) assumes attention homogeneity (i.e., full attention) but allows for preference heterogeneity. In contrast, early random limited attention models started with a focus on preference homogeneity while allowing for (parametric or nonparametric) attention rule heterogeneity, but only recently they have begun to incorporate preference heterogeneity (via parametric assumptions).

Section SA.1.1 focuses on random attention models with homogeneous preferences, and thus compares them to AOM. Section SA.1.2 considers random attention models that intend to capture multiple preferences, and thus compares them to HAOM_▷. Lastly, Section SA.1.3 discusses other stochastic choices models that are related to AOM and/or HAOM_▷.

SA.1.1 Random Limited Attention Models with Homogeneous Preferences

Our AOM is a missing piece of the puzzle in the random limited consideration choice literature. In the main text, we explored the two extreme cases of Ann and Ben, and showed how other random limited attention models perform in terms of attention allocation behaviors under attention overload. In this section, we also illustrate key differences in (observable) behavioral implications of different random attention models with homogeneous preferences: we explore whether the models explain different sets of choice data.

We first compare nonparametric models: *Random Attention Model* (RAM, Cattaneo, Ma, Masatlioglu, and Suleymanov, 2020) and AOM. Due to the flexibility of the nonparametric attention rule in both models, the important challenge is to understand revealed preference. Consider the two choice data examples in the following table: Table 1a has an AOM representation but not a RAM representation, while Table 1b has an RAM representation but not a AOM representation.

$\pi(\cdot S)$	a	b	c
$\{a, b, c\}$	0.4	0.3	0.3
$\{a, b\}$	0.8	0.2	
$\{a, c\}$	0.8		0.2
$\{b, c\}$		0.5	0.5

(a)

$\pi(\cdot S)$	a	b	c	d
$\{a, b, c, d\}$	1/2	1/2	0	0
$\{a, b, c\}$	0	2/3	1/3	
$\{a, b\}$	1/2	1/2		

(b)

Table 1: Examples for Differences in Explanatory Power: RAM vs. AOM

Recall that RAM predicts that a is preferred to b if there exists $a, b \in S$ such that $\pi(a|S \setminus b) < \pi(a|S)$ (Cattaneo, Ma, Masatlioglu, and Suleymanov, 2020). Thus, the example in Table 1a does not have a RAM representation because RAM predicts that $b \succ c$ and $c \succ b$, but a cyclic preference cannot be explained by RAM. On the other hand, AOM implies $a \succ c$ and $a \succ b$, which can be rationalized through two different preferences: $a \succ b \succ c$ or $a \succ c \succ b$. Therefore, it has two AOM

representations.

Interestingly, there does not exist a 3-alternative example that RAM can explain but AOM cannot. In other words, AOM explains more choice data than RAM in settings with three alternatives. Therefore, our second example in Table 1b resorts to 4-alternative case to illustrate a case that can be explained by RAM but not by AOM. In that example, AOM predicts that $a \succ b$ and $b \succ a$, and hence it could not be explained by AOM. On the other hand, revealed preference under RAM implies $a \succ d$ and $b \succ c$, and thus the data can be rationalized under RAM.

More generally, while AOM and RAM provide testable restrictions (inequalities) in terms of the choice rule, they can take very different forms. To compare, first recall from our main characterization result that a preference ordering has an AOM representation if and only if \succ -Regularity holds: $\pi(a|S) \leq \pi(U_{\succeq}(a)|T)$ for $T \subset S$. In contrast, RAM imposes a regularity condition when removing “better” alternatives: it requires $\pi(a|S) \leq \pi(a|S \setminus b)$ whenever $b \succ a$. As a consequence, the two underlying regularity violations used for identification are conceptually different.

In the realm of nonparametric attention models, we can also compare to the convex hull of deterministic consideration set mappings. For example, the random competition filter (RCF) is an important special case of AOM. Let $\Gamma_j(\cdot)$ be deterministic consideration set mappings that satisfy *Competition Filter* (Lleras, Masatlioglu, Nakajima, and Ozbay, 2017). A RCF model is specified by an attention rule $\mu_{\text{RCF}}(T|S) = \sum_{j=1}^J \alpha_j \mathbb{1}(\Gamma_j(S) = T)$ with the respective attention frequency, $\phi_{\text{RCF}}(a|S) = \sum_{j:a \in \Gamma_j(S)} \alpha_j$ with $\alpha_j \geq 0$, $j = 1, 2, \dots, J$, and $\sum_{j=1}^J \alpha_j = 1$. Random competition filters satisfy attention overload because $a \in \Gamma_j(T)$ for all $T \subseteq S$ if $a \in \Gamma_j(S)$.

The RCF model nests two other choice models of interest: *bounded rationalization* and *imprecise narrowing down*. Bounded rationalization is a generalization of Cherepanov, Feddersen, and Sandroni (2013). It states that the decision maker does not always stick to the same set of rationale given the same choice set. Hence, it is as-if the decision maker assigns a probability distribution over the power set on the set of rationale. Since Cherepanov, Feddersen, and Sandroni (2013) is a special case of Lleras, Masatlioglu, Nakajima, and Ozbay (2017), it follows that the bounded rationalization model is a special case of RCF. Imprecise narrowing down shares a similar idea. Given the same choice set, the decision maker does not necessarily follow the same procedure on setting up criteria. Thus, it is as-if the decision maker assigns a probability distribution over the set of all possible procedures. It makes imprecise narrow down again a special case of RCF.

Last but not least, we consider several parametric models and compare them to AOM in terms of explanatory power. First, the *Independent Attention* model of Manzini and Mariotti (2014) is a special case of AOM. They assume that each alternative a has a fixed probability, $\gamma(a)$, to be considered. In other words, the attention frequency, $\phi_{\text{MM}}(a|S)$, is held fixed across different choice problems in their model ($\phi_{\text{MM}}(a|S) = \gamma(a)$). Since attention overload requires only weak inequality, the model falls into AOM. While full encapsulating the variability in attention rule, any choice rule that is explained through the independent attention model can be explained through AOM.

Second, the *Elimination by Aspects* attention model of Aguiar (2017) is also a special of AOM:

the author assumes that each category D has a fixed probability $m(D)$. If the category is available, the decision maker picks the best alternative out of it. If not, she chooses the default option. Let the set of all categories be \mathcal{D} . Then the attention frequency is given by $\phi_{\text{Aguiar}}(a|S) = \sum_{a \in D \in \mathcal{D}} m(D)$. It is straightforward to see that this attention rule satisfies attention overload, and thus AOM nests all the explanatory power of that model.

Third, the *Bounded Processing Capacity Rule* (BPCR) of [Marchant and Sen \(2023\)](#) is another special case of AOM. The model assumes that the DM has a fixed capacity, k , for considering alternatives. In particular, when the size of menu is less than k , the DM considers everything; when the size of menu exceeds k , the DM considers all menus of size k with equal probability. The attention frequency is then given by $\phi_{\text{MS}}(a|S) = 1$ if $|S| \leq k$, and $\phi_{\text{MS}}(a|S) = \frac{\binom{|S|-1}{k-1}}{\binom{|S|}{k}}$ if $|S| > k$. It can be shown that attention frequency satisfies attention overload. Therefore, BPCR necessarily falls under the scope of AOM regarding choice behaviors.

Fourth, as illustrated in the previous discussion, the attention rule in the *Logit Attention* model (e.g., [Brady and Rehbeck, 2016](#)) may fall outside of attention overload (depending on the parameter specification). Indeed, the Logit Attention model would capture certain behaviors that AOM would not capture. To see this, we generate a choice from the Logit Attention model. Consider a Luce weight, say $\ell(\cdot)$, as a function on menu so that $\ell(abcd) = \frac{1}{2}$, $\ell(bcd) = \frac{1}{2}$, $\ell(bc) = \frac{2}{3}$, $\ell(c) = \frac{1}{2}$, $\ell(ab) = \frac{1}{2}$, $\ell(b) = \frac{1}{2}$ and for all other $S \subseteq \{a, b, c, d\}$, we let $\ell(S) = 0$. (For ease of illustration, we relax the assumptions for ℓ to be strictly between 0 and 1; but it is possible to construct an example with a similar result without this relaxation.) We also let $a \succ b \succ c \succ d$. This will produce the choice data in [Table 1b](#), and hence it cannot be explained by AOM. On the other hand, it is also true that AOM can explain choice data and the Logit Attention model cannot explain. For example, recall that the choice data in [Table 1a](#) cannot be explained by RAM, but the Logit Attention model is a special case of RAM ([Cattaneo, Ma, Masatlioglu, and Suleymanov, 2020](#)), which implies that the choice data cannot be explained by the Logit attention model either while it can be rationalized by AOM.

Finally, [Demirkan and Kimya \(2020\)](#) considers a version of independent consideration from [Manzini and Mariotti \(2014\)](#) with a menu-dependent attraction parameter. In other words, they specify a parameter, say $\gamma(a, S)$, which depends on both the alternative and the menu. Since it is now possible that $\gamma(a, S) > \gamma(a, T)$, their model can produce choice behavior that is outside of AOM. On the other hand, due to the parametric nature of the model, there exists choice behaviors that can be captured by AOM but not their model.

SA.1.2 Random Limited Attention Models with Heterogeneous Preferences

There exist only a few papers combining random utility (heterogeneous preferences) and random limited attention. Within the paradigm of nonparametric identification, [Kashaev and Aguiar \(2022\)](#) attempts to generalize RAM by incorporating random utility (set-monotone and stable RAUM). There are two key differences between that model and $\text{HAOM}_{\triangleright}$. First, we aim at the property of list-

based attention overload, which can better capture attention allocation behavior under attention scarcity, while set-monotone and stable RAUM focuses on the RAM model. Second, in order to provide sharp identifications of preference and attention, we limit the variability of attention and preference through a list \triangleright , while [Kashaev and Aguiar \(2022\)](#) can only obtain partial identification results because full preference and attention heterogeneity (in terms of RAM) are allowed in their model.

Outside of the nonparametric identification paradigm, there are several papers allowing for heterogeneous preferences and random limited attention via parametric restrictions. For example, [Aguiar, Boccardi, Kashaev, and Kim \(2023\)](#) assumes a family of the parametric models with the attention index model, [Gibbard \(2021\)](#) utilize a version of independence consideration model as discussed in [Horan \(2019\)](#), and [Dardanoni, Manzini, Mariotti, and Tyson \(2020\)](#) models parameterize cognitive capacities with a fixated size of consideration sets. In contrast, HAOM \triangleright relies on a nonparametric assumption on attention which captures attention overload.

A different strand of the literature relies on enriched type of choice data to allow for heterogeneous preferences and random limited attention. For example, [Gibbard \(2021\)](#) assumes a frame-dependent choice function, and [Dardanoni, Manzini, Mariotti, Petri, and Tyson \(2023\)](#) utilizes mixture choice data. In contrast, AOM and HAOM \triangleright only requires standard choice data for identification, estimation and inference of heterogeneous preference and attention frequencies.

Finally, the literature on discrete choice has always prioritized heterogeneous preference, and a fraction of that literature has also factored in variations in attention. We discuss a few recent contributions to this literature, and explain how they differ from AOM and HAOM \triangleright . [Barseghyan, Coughlin, Molinari, and Teitelbaum \(2021\)](#) study partial identification of preference and consideration set formation. Unlike AOM, which imposes monotonicity of the attention frequency across nested choice problems, they restrict the size of consideration sets (or, alternatively, assume that the decision maker cannot pay attention to singleton sets too often). Their nonparametric identifying assumption is thus similar in spirit to our (additional) attentive at binary assumption in AOM and the full attention assumption over binary sets in HAOM \triangleright , both of which aiming to increase identification power. [Abaluck and Adams \(2021\)](#) exploit asymmetries in cross-partial derivatives and show that consideration set formation and preference distribution can be separately identified from observed choices when there is rich exogenous variation in observed covariates. Conceptually, HAOM \triangleright shares the feature of richness by assuming choices from all menus are observed (but not AOM) for characterization. Nonetheless, identification of preference in HAOM \triangleright requires only binary menus. [Barseghyan, Molinari, and Thirkettle \(2021\)](#) and [Barseghyan and Molinari \(2023\)](#), on the other hand, provide identification results for risk preference when exogenous variation in observed covariates is more restricted. They also demonstrate the tradeoff between the exclusion restrictions and the assumptions on choice set formation. In contrast, AOM, or the non-parametric attention literature in general, remains in the abstract domain where the object of choice can be arbitrary. It will be interesting to see how the other side of the spectrum of the attention literature can also benefit in terms of identification power when restricted to risky choices.

SA.1.3 Other Related Stochastic Choice Models

Since AOM is a general model that does not require regularity, it is natural to ask whether other stochastic choice models would fall within AOM in terms of explanatory power. Indeed, there are a number of them: the random utility model (RUM) is a prime example. Because \succ -Regularity is automatically satisfied when a model satisfies regularity, a standard RUM can be represented by AOM.

There are several other models nested in AOM. For example, [Gul, Natenzon, and Pesendorfer \(2014\)](#) consider an attribute rule in which the decision maker first draws an attribute and then picks an alternative which contains such attribute. They show that every attribute rule is a RUM; hence, every attribute rule can be represented by AOM. [Fudenberg, Iijima, and Strzalecki \(2015\)](#) introduce the additive perturbed utility model where the decision maker intentionally randomizes as deterministic choices can be costly. Since the choices in their model always satisfy regularity, any choice rule in the additive perturbed utility model has an AOM representation.

Moreover, there are several stochastic choice models that allow for regularity violations. Intriguingly, we can show that some of them are AOM by directly checking \succ -Regularity. Important examples include [Echenique, Saito, and Tserenjigmid \(2018\)](#) and [Echenique and Saito \(2019\)](#). In addition, [Filiz-Ozbay and Masatlioglu \(2023\)](#) introduces the *Less-is-more Progressive Random Choice* model relying on the less-is-more choice function from [Lleras, Masatlioglu, Nakajima, and Ozbay \(2017\)](#). Since each less-is-more choice function can be mapped back to a competition filter, the model is essentially a special case of RCF and thus it can be rationalized by AOM.

HAOM_▷ is of course related to the literature on choice over a list. We focus on the differences between HAOM_▷ and models on choices over lists in terms of modeling ideas and approaches. [Rubinstein and Salant \(2006\)](#) consider a deterministic model of choice function from lists and, building on their deterministic model, they consider random choice rules defined over menus in which the decision maker chooses from a randomly appearing list. On the other hand, [Guney \(2014\)](#) and [Yildiz \(2016\)](#) consider models of choice procedure of successive elimination over a list. Similar to the framework of [Rubinstein and Salant \(2006\)](#), [Guney \(2014\)](#) explicitly considers a model building on choice function over lists, while [Yildiz \(2016\)](#) assumes the list is unobservable and considers a nested and recursive structure in the random choice function. The focus of this strand of literature is different from HAOM_▷: they intend to capture specific elimination procedures under a binary relation (which need not be a preference), while HAOM_▷ looks at decisions made under a set of well-defined heterogeneous preferences with random limited attention. Interestingly, HAOM_▷ is closely related to the *Random Depth Model* (RDM) of [Ishii, Kovach, and Ülkü \(2021\)](#). The RDM assumes that the decision maker can have a random preference and a random depth parameter when making their choices over a list. In particular, a depth parameter, says k , determines how far down the list she will explore, whereas our list-based attention overload assumes the decision makers will consider items up to certain alternative down a list. RDM considers a fixed choice set and exogenous variation in list, while HAOM_▷ allows for endogenous lists focusing on attention

overload across choice sets.

Finally, outside of the literature on choice over list, [Honda \(2021\)](#) considers a *Random Craving Model* (RCM). RCM is a special case of RUM where the set of preferences is restricted to the temptation preferences. In particular, for a true underlying preference \succ , the collection of temptation preference is defined by improving the ranking of an element in the preference to the best position. In our notation, for m alternatives, $\{\succ_{i1}\}_{i=1}^m$ is a collection of temptation. Therefore, RCM can be seen as a special case of $\text{HAOM}_{\triangleright}$ where full attention is assumed and the reference point can only be moved to the top.

SA.2 Simulation Evidence

This section presents simulation evidence on the finite sample properties of our econometric methods.

SA.2.1 Homogeneous Preferences

The grand set contains six alternatives, and without loss of generality, we assume the preference ordering $a_1 \succ a_2 \succ \dots \succ a_6$. We employ the logit attention rule of [Brady and Rehbeck \(2016\)](#), which takes the form

$$\mu(T|S) = \frac{|T|^\varsigma}{\sum_{T' \subseteq S} |T'|^\varsigma},$$

where recall that $|T|$ denotes the size (cardinality) of a set. For specificity, we set $\varsigma = 2$ in our simulation study. Explicit calculation shows that this logit attention rule satisfies attention overload (Assumption 1).¹ With the preference and the attention rule introduced above, we are able to find the choice rule according to Definition 2. We then generate the choice data. In our simulation studies, we assume each choice problem has the same effective sample size $N_S \in \{50, 100, 200\}$.

We implement our test (Theorem 1) against four hypothesized preferences. The first preference, $a_1 \succ a_2 \succ a_3 \succ a_4 \succ a_5 \succ a_6$, is compatible with our AOM, and hence we do not expect rejecting the null hypothesis very often. In other words, the rejection probability in this case corresponds to the size of our test. The other three preferences, however, cannot be represented by the AOM, and therefore the rejection probabilities will shed light on the power of the test. In each simulation setting, we conduct 2,000 Monte Carlo repetitions and the average rejection probabilities are reported in Table 2 (row “**rej prob**”). The nominal size is set to be 0.05. Our implementation employs the generalized moment selection method ([Andrews and Soares, 2010](#), equation 4.4).

We focus on the first column, which reports simulation evidence for the complete data scenario (i.e., all 57 choice problems are available in the simulated dataset). There are 664 inequality

¹With the logit attention rule, the attention frequency only depends on the size of the choice problem but not the alternatives. For $|S| = 2, 3, 4, 5, 6$, the attention frequencies are 0.833, 0.750, 0.700, 0.667 and 0.643, respectively.

constraints in total (row “**# restrictions**”). As the first preference ordering satisfies our AOM, none of these constraints will be violated. On the other hand, for the other three preferences, 90, 6 and 23 out of the 664 inequalities are strictly positive (row “**# violations**”). We also show the largest inequality constraint (row “**max inequality**”). A larger number indicates that the preference is further away from the null space, and hence it should be easier for our test to detect. To be more precise, for the specific logit attention rule that we consider, the AOM is best at eliciting the “best” alternative, that is, it is most powerful against mistakes regarding the most preferred alternative, a_1 . As we can see from the table (row “**rej prob**”), among the three preferences in the alternative space, the AOM has the highest power for testing the second preference, $a_2 \succ a_3 \succ a_4 \succ a_5 \succ a_6 \succ a_1$. This is because by placing a_1 in the last position, lots of the inequalities will be violated according to our AOM. As a comparison, although the third and fourth preferences are also rejected by our AOM, they are relatively close to the null space due to the small fraction of violated inequality constraints, and hence the power of our test is not very high.

In practice, not all choice problems are available. Fortunately, our Theorem 1 adapts to incomplete data. As a sensitivity analysis, we also conduct simulation studies where only a subset of choice problems are used to test against each of the four preferences. The results are reported in columns 2 to 7. For example, the second column of Table 2 contains rejection probabilities when the data consists of choice problems of size 3, 4, 5, and 6. It is not surprising that the number of inequality constraints varies significantly: while there are 664 inequalities in the complete data scenario (column 1), there are only 15 constraints for the setting of Column 6 (choice problems of size 2 and 6; that is, only the grand set and binary comparisons are available). Overall, we see that our test demonstrates satisfactory size and power properties.

As our testing procedure involves estimating and evaluating a large number of inequality constraints, it can be conservative. For theoretical comparison, we also show the size adjusted rejection probabilities (row “**rej prob (size adj)**”). These are obtained by employing the (infeasible) critical values which are simulated from the correctly centered multivariate normal distribution. It should not come as a surprise that the empirical rejection probabilities are much closer to the nominal size for the first preference, and that the power of the test becomes much higher.

Table 2: Empirical Rejection Probabilities.

		Choice Problem Size $ S $						
		2, ..., 6	3, ..., 6	4, 5, 6	5, 6	2, 3, 4, 6	2, 3, 6	2, 6
# restrictions		664	439	159	24	370	115	15
$a_1 \succ a_2 \succ a_3 \succ a_4 \succ a_5 \succ a_6$								
# violations		0	0	0	0	0	0	0
max inequality		-0.024	-0.024	-0.024	-0.024	-0.050	-0.083	-0.190
rej prob	$N_S = 50$	0.014	0.016	0.033	0.030	0.012	0.004	0.000
	$N_S = 100$	0.006	0.008	0.018	0.024	0.005	0.002	0.000
	$N_S = 200$	0.004	0.003	0.010	0.020	0.002	0.000	0.000
rej prob (size adj)	$N_S = 50$	0.074	0.069	0.064	0.054	0.060	0.062	0.062
	$N_S = 100$	0.051	0.063	0.052	0.054	0.048	0.058	0.056
	$N_S = 200$	0.056	0.054	0.048	0.050	0.049	0.045	0.068
$a_2 \succ a_3 \succ a_4 \succ a_5 \succ a_6 \succ a_1$								
# violations		90	64	25	4	51	15	1
max inequality		0.071	0.030	0.013	0.005	0.071	0.071	0.071
rej prob	$N_S = 50$	0.159	0.103	0.088	0.054	0.162	0.142	0.180
	$N_S = 100$	0.260	0.120	0.088	0.077	0.267	0.253	0.322
	$N_S = 200$	0.468	0.168	0.092	0.065	0.464	0.457	0.512
rej prob (size adj)	$N_S = 50$	0.182	0.116	0.084	0.058	0.190	0.202	0.240
	$N_S = 100$	0.280	0.124	0.080	0.076	0.292	0.306	0.366
	$N_S = 200$	0.478	0.170	0.085	0.064	0.486	0.490	0.545
$a_1 \succ a_2 \succ a_6 \succ a_5 \succ a_4 \succ a_3$								
# violations		6	1	0	0	6	4	0
max inequality		0.058	0.021	-0.008	-0.024	0.058	0.042	-0.140
rej prob	$N_S = 50$	0.038	0.014	0.032	0.030	0.036	0.052	0.000
	$N_S = 100$	0.064	0.010	0.016	0.024	0.081	0.089	0.000
	$N_S = 200$	0.136	0.020	0.009	0.020	0.168	0.214	0.000
rej prob (size adj)	$N_S = 50$	0.113	0.068	0.063	0.054	0.116	0.160	0.051
	$N_S = 100$	0.186	0.076	0.050	0.054	0.228	0.241	0.052
	$N_S = 200$	0.350	0.116	0.046	0.050	0.409	0.381	0.062
$a_1 \succ a_6 \succ a_5 \succ a_4 \succ a_3 \succ a_2$								
# violations		23	7	1	0	20	10	0
max inequality		0.067	0.033	0.008	-0.003	0.058	0.042	-0.083
rej prob	$N_S = 50$	0.080	0.017	0.025	0.025	0.083	0.106	0.001
	$N_S = 100$	0.139	0.038	0.014	0.020	0.156	0.168	0.000
	$N_S = 200$	0.344	0.091	0.016	0.017	0.377	0.366	0.000
rej prob (size adj)	$N_S = 50$	0.164	0.054	0.049	0.052	0.161	0.200	0.059
	$N_S = 100$	0.271	0.124	0.040	0.050	0.305	0.268	0.053
	$N_S = 200$	0.548	0.248	0.066	0.043	0.578	0.453	0.053

Note. Shown in the table are the empirical rejection probabilities of our test for four preference orderings and different sets of inequality constraints. The results are based on 2,000 Monte Carlo simulations with nominal size 0.05. The effective sample size for each choice problem is 50, 100, or 200. Across the columns, we vary the set of choice problems available. For example, Column 1 contains simulations results for the complete data scenario ($|S| = 2, 3, \dots, 6$), while Column 7 only employs the grand set and binary comparisons ($|S| = 2, 6$).

Implementing Theorem 1 can be numerically challenging when there are many alternatives to choose from. For example, \succ -Regularity implies $\sum_{k=3}^{|X|} \binom{|X|}{k} \sum_{\ell=2}^{k-1} \binom{k}{\ell} (\ell - 1)$ inequalities in a complete data scenario. Before closing this subsection, we illustrate the computing time needed by our numerical procedure (on a standard MacBook). We first abstract away from econometric implementation aspects; that is, we assume that the choice rule π is observed in the discussion below.

Testing \succ -Regularity involves two steps: organizing choice problems into $T \subset S$ pairs, and comparing choice probabilities according to \succ -Regularity. It turns out that the first step is much more time consuming. Once subset relationships have been established, comparing choice probabilities across choice problems is quite straightforward. For example, we form $T \subset S$ pairs given a collection of choice problems using for-loops. With 10 alternatives in the grand set X , this takes about seven seconds (only needs to be done once, since subset relationship is not specific to any preference ordering). Once we form subset pairs, checking \succ -Regularity only takes about 0.007 seconds for any preference. Even if we increase the number of alternatives to $|X| = 15$ (which is a very large choice problem), forming subset pairs will take about 30 minutes, after which each preference can be tested in about three seconds. Econometric implementation of Theorem 1 requires an additional step: computing the critical values. This requires simulating normal random vectors and is usually quite fast.

Finally, we illustrate numerically the computation gains from using Proposition 1 relative to Theorem 1. As we demonstrated in the main paper (Example 1), employing Proposition 1 first can drastically reduce the number of preference orderings to be tested. This potentially leads to substantial time save and makes our numerical procedure more scalable. In fact, employing Proposition 1 first has another advantage: it is also numerically much faster to implement than checking \succ -Regularity. This is because one does not need to form all subset relations. With 15 alternatives in the grand set, checking Proposition 1 for one pair ($a \succ b$) only takes about 0.02 seconds. Even checking all pairs of alternatives will take less than two seconds. If we increase $|X|$ to 25, numerically testing the inequalities in Proposition 1 takes about 30 seconds for one pair of alternatives. Therefore, we believe that Proposition 1 and Theorem 1 are complimentary. It is much easier to first use Proposition 1 to screen out certain preference orderings, and then test the remaining with Theorem 1.

As a final remark, the computing time reported above reflects the worst case scenario. First, our algorithm does not assume any particular structure on the input, and only requires a collection of choice problems and choice probabilities. As such, the algorithm has to loop over choice problems and alternatives. Second, when there are many alternatives in the grand set X , it is unlikely that one has complete data: many choice problems will not be present. This will decrease the number of subset pairs and the number of inequalities to compute/compare.

SA.2.2 Heterogeneous Preferences

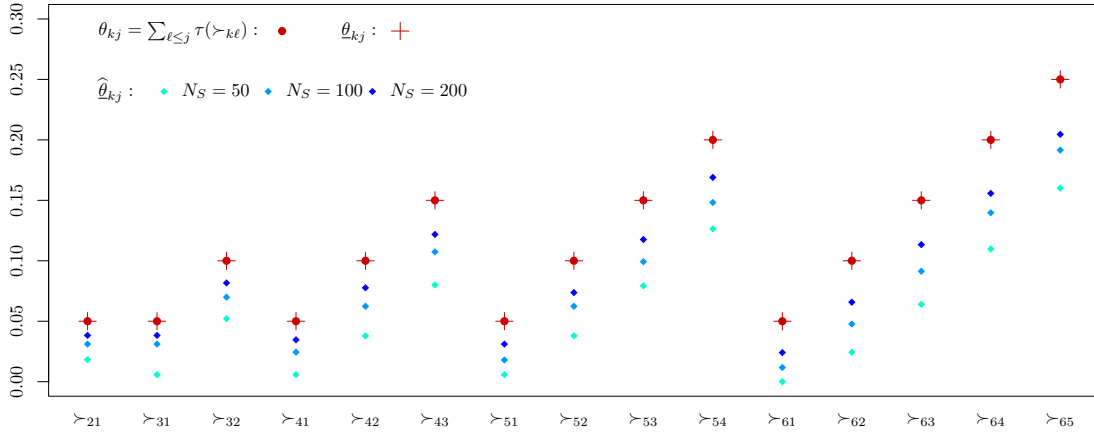
We also provide simulation evidence on the identification of heterogeneous preferences when alternatives are ordered in a list. Recall from Section 3 of the main paper that the list is represented by $\langle a_1, a_2, \dots, a_m \rangle$. Given a choice problem S , we also recall that its elements are labeled by $s_1, s_2, \dots, s_{|S|}$. We continue employing the logit attention rule of [Brady and Rehbeck \(2016\)](#). In addition, the first two alternatives in each choice problem, a_{s_1} and a_{s_2} , always receive attention. For this simulation study, we assume there are six alternatives in the grand set, that is, $m = 6$. The preferences are distributed as $\tau(\succ_{kj}) = 0.05$ for $k > j$, and $\tau(\succ_{11}) = 0.25$. This leads to

$$\theta_{kj} = \sum_{\ell \leq j} \tau(\succ_{k\ell}) = 0.05j.$$

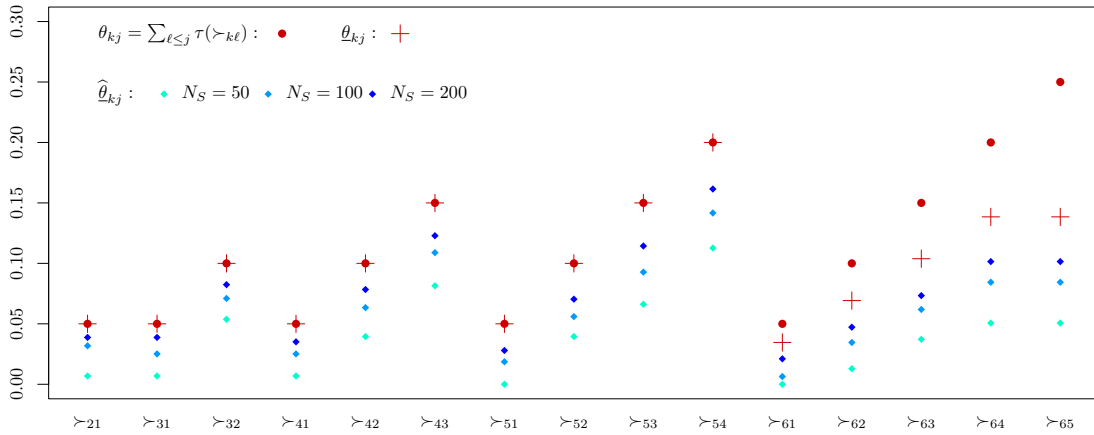
We further assume the random attention is independent of the heterogeneous preference for simplicity. It is worth noting that our theory and econometric implementation do not require such independence.

In [Figure 1](#), we first show the true preference distribution (red dots). However, depending on which choice problems are available, the lower bound implied by [Proposition 3](#) (red crosses) may not coincide with the true preference distribution. For example, a_6 never receives full attention unless binary comparisons are available. Therefore, we see from panel (b)–(d) that the lower bounds involving a_6 (i.e., $\underline{\theta}_{6j}$ for $j = 1, 2, \dots, 5$) always sit below the true preference distributions (θ_{6j} for $j = 1, 2, \dots, 5$).

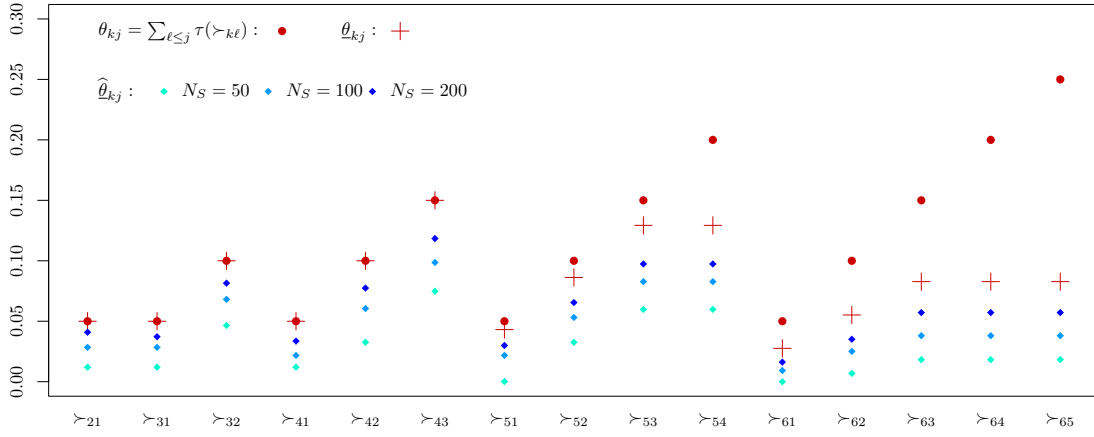
We also conducted 2,000 Monte Carlo simulations to investigate the performance of our econometric procedure for bounding the preference distribution. In each simulation iteration, we estimate the lower bound using the methods proposed in [Section 3.5](#). We set $\alpha = 0.05$, which means the estimates should not cross the theoretical bounds more than 5%. In the same figure, we plot the 95th percentile of the estimated lower bounds for different effective sample sizes (blue diamonds). Indeed, they are always below the theoretical lower bounds.



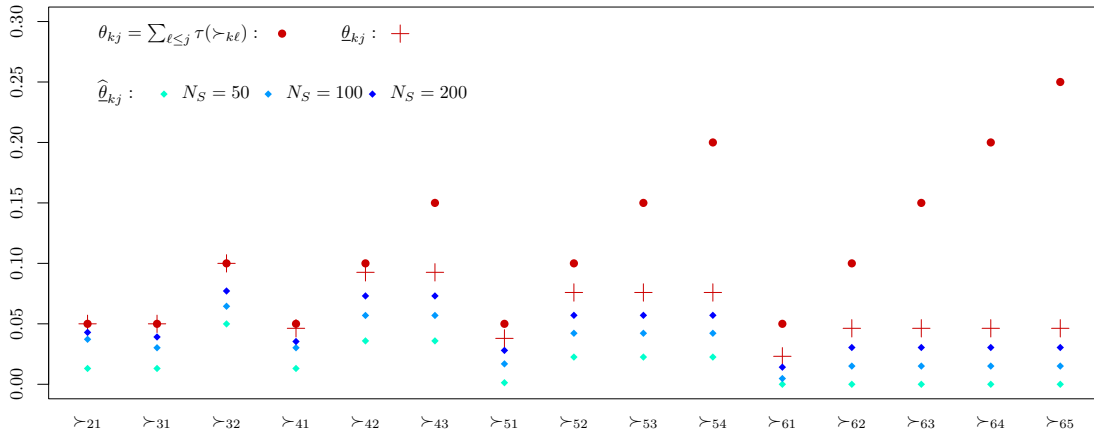
(a) $|S| = 2, \dots, 6$



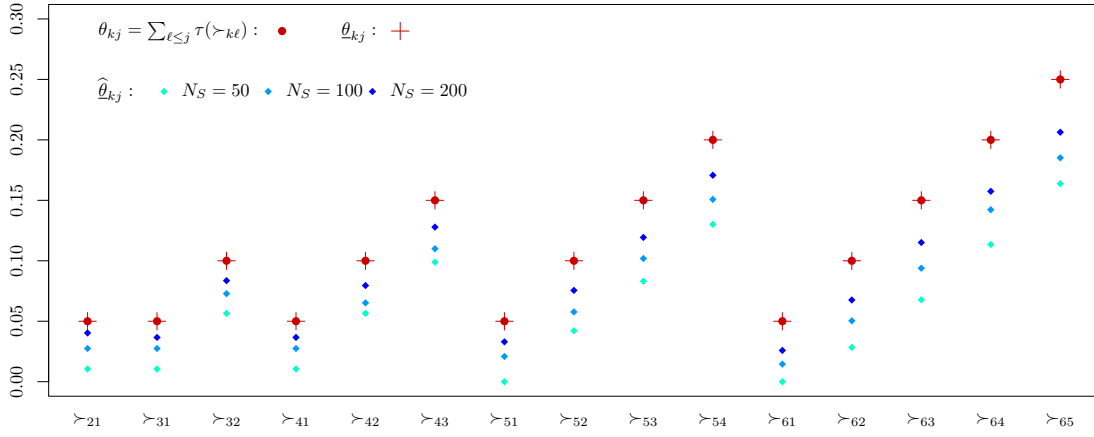
(b) $|S| = 3, \dots, 6$



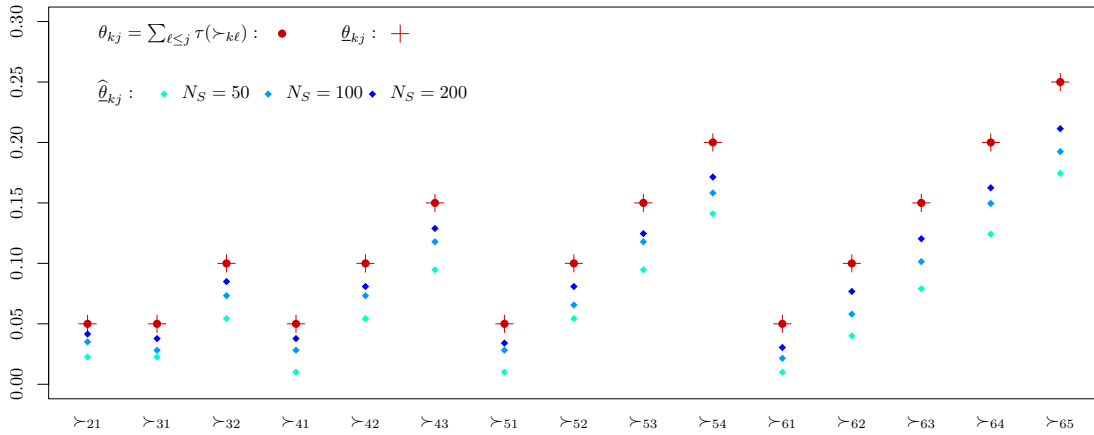
(c) $|S| = 4, 5, 6$



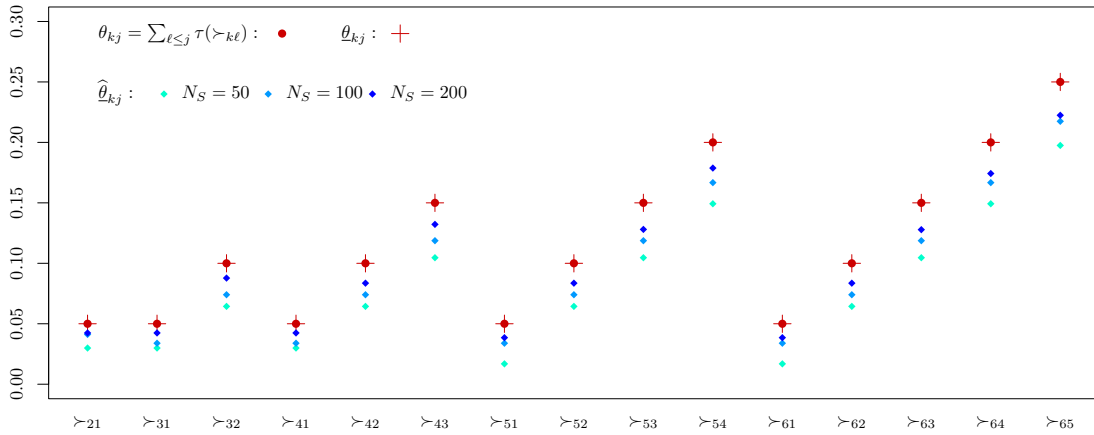
(d) $|S| = 5, 6$



(e) $|S| = 2, 3, 4, 6$



(f) $|S| = 2, 3, 6$



(g) $|S| = 2, 6$

Figure 1: Theoretical and empirical preference distribution.

Note. Shown in the figure are theoretical preference distributions (θ_{kj} , red dots), their theoretical lower bounds suggested by Proposition 3 (red crosses), and the empirically constructed lower bounds (blue diamonds). In each simulation repetition, we set the effective sample size to 50, 100, and 200. We also set $\alpha = 0.05$ for simulating the critical values. Across the panels (a)–(g), we change what choice problems are available in the data. For example, panel (a) represents a complete data scenario, in which choice problems of all sizes ($|S| = 2, 3, \dots, 6$) are available. In panel (c), our simulated data only contains choice problems of sizes $|S| = 4, 5, 6$.

SA.3 Omitted Details in Appendix A.4

For ease of presentation, we will first write the choice probability as a vector, which is denoted by $\boldsymbol{\pi}$. This will also allow us to collect all constraints implied by \succ -Regularity into a matrix, as the following example demonstrates.

Example SA.1. Assume there are five alternatives in the grand set: $X = \{a, b, c, d, e\}$, and we observe choice probabilities for two choice problems, $\mathcal{D} = \{\{a, b, c\}, \{a, b, c, d, e\}\}$. First consider the preference $a \succ b \succ c \succ d \succ e$, which leads to three constrains:

$$\begin{aligned}\pi(a|\{a, b, c, d, e\}) &\leq \pi(a|\{a, b, c\}) \\ \pi(b|\{a, b, c, d, e\}) &\leq \pi(a|\{a, b, c\}) + \pi(b|\{a, b, c\}) \\ \pi(c|\{a, b, c, d, e\}) &\leq \pi(a|\{a, b, c\}) + \pi(b|\{a, b, c\}) + \pi(c|\{a, b, c\}).\end{aligned}$$

If we rewrite the choice probabilities as a long vector, such as

$$\boldsymbol{\pi} = \left(\underbrace{\pi(a|\cdot), \pi(b|\cdot), \pi(c|\cdot)}_{\{a, b, c\}}, \underbrace{\pi(a|\cdot), \pi(b|\cdot), \pi(c|\cdot), \pi(d|\cdot), \pi(e|\cdot)}_{\{a, b, c, d, e\}} \right)^\top,$$

then the three constrains will correspond to:

$$\mathbf{R}_{a \succ b \succ c \succ d \succ e} \boldsymbol{\pi} \leq 0, \quad \text{where } \mathbf{R}_{a \succ b \succ c \succ d \succ e} = \begin{bmatrix} -1 & 0 & 0 & +1 & 0 & 0 & 0 & 0 \\ -1 & -1 & 0 & 0 & +1 & 0 & 0 & 0 \\ -1 & -1 & -1 & 0 & 0 & +1 & 0 & 0 \end{bmatrix}.$$

Note that the matrix, $\mathbf{R}_{a \succ b \succ c \succ d \succ e}$, only depends on the preference ordering and how the choice probabilities are ordered in the long vector $\boldsymbol{\pi}$. Importantly, one does not need the choice probabilities to construct this matrix, and hence it is nonrandom.

Constructing the matrix of inequality constraints for other preference orderings is also straightforward. For example, the following corresponds to the preference $c \succ d \succ e \succ b \succ a$

$$\mathbf{R}_{c \succ d \succ e \succ b \succ a} = \begin{bmatrix} 0 & 0 & -1 & 0 & 0 & +1 & 0 & 0 \\ 0 & -1 & -1 & 0 & +1 & 0 & 0 & 0 \\ -1 & -1 & -1 & +1 & 0 & 0 & 0 & 0 \end{bmatrix}.$$

■

From the previous example, it should be clear that the set of inequality constraints depends not only on the specific preference ordering under consideration but also the collection of choice problems available to the researcher. As an instance, consider the same setting but assume now that \mathcal{D} contains $\{a, b, c\}$, $\{a, b, c, d\}$ and $\{a, b, c, d, e\}$. Then it is not difficult to see that now there will be $3 + 3 + 4 = 10$ inequality constraints for the preference $a \succ b \succ c \succ d \succ e$.

Now recall from the main paper that the choice probabilities are estimated by the sub-sample averages

$$\hat{\pi}(a|S) = \frac{1}{N_S} \sum_{i=1}^n \mathbb{1}(y_i = a, Y_i = S),$$

where $N_S = \sum_{i=1}^n \mathbb{1}(Y_i = S)$ is the effective sample size for the choice problem S . For developing econometric methods and establish their formal statistical properties, it is more convenient to also write the vector of choice probabilities as an average. Consider the following example.

Example SA.2. Consider the same setting as in Example SA.1, where the grand set is $X = \{a, b, c, d, e\}$, and two choice problems, $\mathcal{D} = \{\{a, b, c\}, \{a, b, c, d, e\}\}$ are observed in the data. We will label the two choice problems by S_1 and S_2 respectively, and N_{S_1} and N_{S_2} their effective sample sizes. To estimate the vector of choice probabilities, we rewrite the original data as

$$\left(\underbrace{\mathbf{z}_1, \mathbf{z}_2, \dots, \mathbf{z}_{N_{S_1}}}_{S_1=\{a,b,c\}}, \underbrace{\mathbf{z}_{N_{S_1}+1}, \mathbf{z}_{N_{S_1}+2}, \dots, \mathbf{z}_{N_{S_1}+N_{S_2}}}_{S_2=\{a,b,c,d,e\}} \right) = \begin{bmatrix} 0 & \frac{n}{N_{S_1}} & \cdots & \frac{n}{N_{S_1}} \\ 0 & 0 & \cdots & 0 \\ \frac{n}{N_{S_1}} & 0 & \cdots & 0 \\ \frac{n}{N_{S_2}} & 0 & \cdots & 0 \\ 0 & \frac{n}{N_{S_2}} & \cdots & 0 \\ 0 & 0 & \cdots & 0 \\ 0 & 0 & \cdots & 0 \\ 0 & 0 & \cdots & \frac{n}{N_{S_2}} \end{bmatrix}.$$

It should be clear that the estimated choice probabilities can be obtained by the sample average of \mathbf{z}_i : $\hat{\pi} = \frac{1}{n} \sum_{i=1}^n \mathbf{z}_i$. ■

Albeit being cumbersome, expressing the original choice data into the vector form has two advantages. First, the estimated choice probabilities can be obtained by the sample average of \mathbf{z}_i , $\hat{\pi} = \frac{1}{n} \sum_{i=1}^n \mathbf{z}_i$, as demonstrated in the previous example. More importantly, the new variables, \mathbf{z}_i , are mutually independent if N_S are nonrandom or if we condition on the realizations of the choice problems. However, it should be clear that \mathbf{z}_i do not have the same distribution. The same conclusions holds even after pre-multiplying by the constraint matrix, \mathbf{R}_{\succ} .

$$\mathbf{R}_{\succ} \hat{\pi} = \frac{1}{n} \sum_{i=1}^n \mathbf{R}_{\succ} \mathbf{z}_i = \frac{1}{n} \sum_{i=1}^n \mathbf{z}_{i, \succ}.$$

In fact, for each \mathbf{z}_i , pre-multiplying by a row of \mathbf{R}_{\succ} can either leave \mathbf{z}_i unchanged, alter its sign, or lead to a zero vector. The last scenario arises if a data point is not relevant for a specific constraint.

Recall from the main paper that each inequality restriction corresponds to a pair $T \subset S$ and an alternative $a \in T$. Therefore, we the corresponding row vector in \mathbf{R}_{\succ} will be denoted by

$\mathbf{r}_{\succ}(a|S, T)^\top$. We also define

$$z_{i,\succ}(a|S, T) = \mathbf{r}_{\succ}(a|S, T)^\top \mathbf{z}_i,$$

which is simply one element in $\mathbf{z}_{i,\succ}$. Also recall that the standard deviation of $\mathbf{r}_{\succ}(a|S, T)^\top \hat{\boldsymbol{\pi}}$ is denoted by $\sigma(a|S, T)$. We collect the individual standard deviations into the vector $\boldsymbol{\sigma}$ in a conformable way. In other words, $\boldsymbol{\sigma}^2$ contains the diagonal elements in the covariance matrix $\mathbf{R}_{\succ} \mathbb{V}[\hat{\boldsymbol{\pi}}] \mathbf{R}_{\succ}^\top$.

SA.3.1 Proof of Lemma A.4

Proof. We adopt the following result.

Lemma SA.1 (Theorem 2.1 in Chernozhukov, Chetverikov, Kato, and Koike 2022). Let $\{\mathbf{x}_i, 1 \leq i \leq n\}$ be mean-zero independent random vectors of dimension \mathbf{c}_1 , and $\{\tilde{\mathbf{x}}_i, 1 \leq i \leq n\}$ be mean-zero independent normal random vectors such that \mathbf{x}_i and $\tilde{\mathbf{x}}_i$ have the same covariance matrix. Assume the following holds.

(i) For some fixed constants $C, C' > 0$,

$$C \leq \frac{1}{n} \sum_{i=1}^n \mathbb{E}[x_{i,\ell}^2] \leq C', \quad \forall 1 \leq \ell \leq \mathbf{c}_1.$$

(ii) For some fixed constant $C' > 0$ and some sequence $\mathbf{c}_2 > 0$ which can depend on the sample size,

$$\frac{1}{n} \sum_{i=1}^n \mathbb{E}[|x_{i,\ell}|^4] \leq \mathbf{c}_2^2 C', \quad \forall 1 \leq \ell \leq \mathbf{c}_1, \quad \varepsilon = 1, 2,$$

and

$$\mathbb{E} \left[\exp \left(\frac{|x_{i,\ell}|^2}{\mathbf{c}_2^2} \right) \right] \leq 2, \quad \forall 1 \leq \ell \leq \mathbf{c}_1, \quad 1 \leq i \leq n.$$

Then

$$\sup_{\substack{A \subseteq \mathbb{R}^{\mathbf{c}_1} \\ A \text{ rectangular}}} \left| \mathbb{P} \left[\frac{1}{\sqrt{n}} \sum_{i=1}^n \mathbf{x}_i \in A \right] - \mathbb{P} \left[\frac{1}{\sqrt{n}} \sum_{i=1}^n \tilde{\mathbf{x}}_i \in A \right] \right| \leq c \left(\frac{\mathbf{c}_2^2 \log^5(n\mathbf{c}_1)}{n} \right)^{\frac{1}{4}},$$

where the constant c only depends on C and C' in conditions (i) and (ii).

We will ultimately apply Lemma SA.1 to

$$x_i(a|S, T) = \frac{z_{i,\succ}(a|S, T) - \mathbb{E}[z_{i,\succ}(a|S, T)]}{\sqrt{n}\sigma(a|S, T)}.$$

Condition (i) there is trivially satisfied with $C = C' = 1$. To verify condition (ii), we will need to take a closer look at the individual summands along each coordinate, $x_i(a|S, T)$. We first consider $z_{i, \succ}(a|S, T)$.

From the previous discuss, it should be clear that each constraint will involve comparing choice probabilities across two choice problems. This means that $z_{i, \succ}(a|S, T)$ is nonzero for at most $N_S + N_T$ observations (recall that N_S is the effective sample size for the choice problem S in the data). For those observations such that $z_{i, \succ}(a|S, T)$ is nonzero, we have

$$\begin{aligned} |z_{i, \succ}(a|S, T) - \mathbb{E}[z_{i, \succ}(a|S, T)]| &\leq \frac{n}{N_S} \text{ or } \frac{n}{N_T} \\ \mathbb{E}[|z_{i, \succ}(a|S, T) - \mathbb{E}[z_{i, \succ}(a|S, T)]|^{2+\varepsilon}] &\leq 2 \left(\frac{n}{N_S}\right)^{2+\varepsilon} \pi(a|S)(1 - \pi(a|S)) \\ &\text{or } \leq 2 \left(\frac{n}{N_T}\right)^{2+\varepsilon} \pi(U_{\succeq}(a)|T)(1 - \pi(U_{\succeq}(a)|T)), \end{aligned}$$

As a result,

$$\begin{aligned} &\frac{1}{n} \sum_{i=1}^n \mathbb{E}[|z_{i, \succ}(a|S, T) - \mathbb{E}[z_{i, \succ}(a|S, T)]|^{2+\varepsilon}] \\ &\leq 2 \left[\left(\frac{n}{N_S}\right)^{1+\varepsilon} \pi(a|S)(1 - \pi(a|S)) + \left(\frac{n}{N_T}\right)^{1+\varepsilon} \pi(U_{\succeq}(a)|T)(1 - \pi(U_{\succeq}(a)|T)) \right]. \end{aligned}$$

Now consider $\sqrt{n}\sigma(a|S, T)$, which takes the form

$$\sqrt{n}\sigma(a|S, T) = \sqrt{\frac{n}{N_S} \pi(a|S)(1 - \pi(a|S)) + \frac{n}{N_T} \pi(U_{\succeq}(a)|T)(1 - \pi(U_{\succeq}(a)|T))}.$$

Combining previous results, we have

$$\begin{aligned} \left(\frac{1}{n} \sum_{i=1}^n \mathbb{E}[|x_i(a|S, T)|^{2+\varepsilon}] \right)^{\frac{1}{\varepsilon}} &\leq \left(\frac{2 \left(\left(\frac{n}{N_S}\right)^{1+\varepsilon} \pi(a|S)(1 - \pi(a|S)) + \left(\frac{n}{N_T}\right)^{1+\varepsilon} \pi(U_{\succeq}(a)|T)(1 - \pi(U_{\succeq}(a)|T)) \right)}{\left[\frac{n}{N_S} \pi(a|S)(1 - \pi(a|S)) + \frac{n}{N_T} \pi(U_{\succeq}(a)|T)(1 - \pi(U_{\succeq}(a)|T)) \right]^{1+\frac{\varepsilon}{2}}} \right)^{\frac{1}{\varepsilon}} \\ &\leq 2 \left(\frac{n}{N_S} \vee \frac{n}{N_T} \right) \frac{1}{\sqrt{n}\sigma(a|S, T)}. \end{aligned}$$

To apply Lemma SA.1, set $\varepsilon = 2$ and

$$\mathbf{c}_2 = 2\sqrt{n} \left[\min_{S \in \mathcal{D}} N_S \right]^{-1} \left[\min_{\substack{a \in T \subset S \\ T, S \in \mathcal{D}}} \sigma(a|S, T) \right]^{-1}.$$

It is easy to see that the above choice satisfies the first part of condition (ii) in Lemma SA.1. For

the second part in condition (ii), we note that

$$\begin{aligned} \left| \frac{x_i(a|S, T)}{\mathbf{c}_2} \right| &= \left| \frac{z_{i,\succ}(a|S, T) - \mathbb{E}[z_{i,\succ}(a|S, T)]}{\sqrt{n}\sigma(a|S, T)} \right| \left| \frac{\min_{S \in \mathcal{D}} N_S}{2\sqrt{n}} \left[\min_{\substack{a \in T \subset S \\ T, S \in \mathcal{D}}} \sigma(a|S, T) \right] \right| \\ &\leq \left| z_{i,\succ}(a|S, T) - \mathbb{E}[z_{i,\succ}(a|S, T)] \right| \frac{\min_{S \in \mathcal{D}} N_S}{2n}. \end{aligned}$$

Next observe that $z_{i,\succ}(a|S, T)$ is simply a centered Bernoulli random variable scaled by n/N_S for some S , which means the second part of condition (ii) also holds with the above choice of \mathbf{c}_2 . \blacksquare

SA.3.2 Proof of Lemma A.5

For now, let $\hat{\sigma}$ be some estimator, then

$$\begin{aligned} \frac{1}{n} \sum_{i=1}^n \frac{z_{i,\succ}(a|S, T) - \mathbb{E}[z_{i,\succ}(a|S, T)]}{\hat{\sigma}(a|S, T)} &= \frac{1}{n} \sum_{i=1}^n \frac{z_{i,\succ}(a|S, T) - \mathbb{E}[z_{i,\succ}(a|S, T)]}{\sigma(a|S, T)} \\ &\quad + \left(\frac{1}{n} \sum_{i=1}^n \frac{z_{i,\succ}(a|S, T) - \mathbb{E}[z_{i,\succ}(a|S, T)]}{\sigma(a|S, T)} \right) \left(\frac{\sigma(a|S, T)}{\hat{\sigma}(a|S, T)} - 1 \right), \end{aligned}$$

which means

$$\begin{aligned} &\max_{\substack{a \in T \subset S \\ T, S \in \mathcal{D}}} \left| \frac{1}{n} \sum_{i=1}^n \frac{z_{i,\succ}(a|S, T) - \mathbb{E}[z_{i,\succ}(a|S, T)]}{\hat{\sigma}(a|S, T)} - \frac{1}{n} \sum_{i=1}^n \frac{z_{i,\succ}(a|S, T) - \mathbb{E}[z_{i,\succ}(a|S, T)]}{\sigma(a|S, T)} \right| \\ &\leq \max_{\substack{a \in T \subset S \\ T, S \in \mathcal{D}}} \left| \frac{1}{n} \sum_{i=1}^n \frac{z_{i,\succ}(a|S, T) - \mathbb{E}[z_{i,\succ}(a|S, T)]}{\sigma(a|S, T)} \right| \cdot \max_{\substack{a \in T \subset S \\ T, S \in \mathcal{D}}} \left| \frac{\sigma(a|S, T)}{\hat{\sigma}(a|S, T)} - 1 \right|. \end{aligned}$$

We will control the two terms on the right-hand side separately.

Let ξ_1 be some generic constant which can depend on the sample size. Then by the triangle inequality,

$$\begin{aligned} \mathbb{P} \left[\max_{\substack{a \in T \subset S \\ T, S \in \mathcal{D}}} \left| \frac{1}{n} \sum_{i=1}^n \frac{z_{i,\succ}(a|S, T) - \mathbb{E}[z_{i,\succ}(a|S, T)]}{\sigma(a|S, T)} \right| \geq \xi_1 \right] &\leq \underbrace{\mathbb{P} [\|\check{\mathbf{z}}\|_\infty \geq \xi_1]}_{\text{(I)}} \\ &\quad + \underbrace{\left[\mathbb{P} \left[\max_{\substack{a \in T \subset S \\ T, S \in \mathcal{D}}} \left| \frac{1}{n} \sum_{i=1}^n \frac{z_{i,\succ}(a|S, T) - \mathbb{E}[z_{i,\succ}(a|S, T)]}{\sigma(a|S, T)} \right| \geq \xi_1 \right] - \mathbb{P} [\|\check{\mathbf{z}}\|_\infty \geq \xi_1] \right]}_{\text{(II)}}. \end{aligned}$$

Note that $\check{\mathbf{z}}$ is defined in Lemma A.4.

Term (I) has the bound

$$\text{(I)} \leq c\xi_1^{-1} \sqrt{\log \mathbf{c}_1}$$

by Markov's inequality, and c is an absolute constant. By Lemma A.4, term (II) is simply bounded by

$$(II) \leq c \left(\frac{\log^5(n\mathfrak{c}_1)}{\mathfrak{c}_2^2} \right)^{\frac{1}{4}},$$

which holds for any ξ_1 . Again c is an absolute constant in the above.

Next consider the standard error estimator, $\hat{\sigma}(a|S, T)$. Then

$$|\hat{\sigma}(a|S, T)^2 - \sigma(a|S, T)^2| \leq \frac{1}{N_S} |\hat{\pi}(a|S) - \pi(a|S)| + \frac{1}{N_T} |\hat{\pi}(U_{\geq}(a)|T) - \pi(U_{\geq}(a)|T)|.$$

Consider, for example, the first term on the right-hand side in the above. Using Bernstein's inequality, one has

$$\begin{aligned} \mathbb{P} \left[\frac{1}{N_S \sigma(a|S, T)^2} |\hat{\pi}(a|S) - \pi(a|S)| \geq \xi_2 \right] &\leq 2 \exp \left\{ -\frac{1}{2} \frac{N_S^4 \sigma(a|S, T)^4 \xi_2^2}{N_S \pi(a|S)(1 - \pi(a|S)) + \frac{1}{3} N_S^2 \sigma(a|S, T)^2 \xi_2} \right\} \\ &= 2 \exp \left\{ -\frac{1}{2} \frac{N_S^2 \sigma(a|S, T)^4 \xi_2^2}{\frac{1}{N_S} \pi(a|S)(1 - \pi(a|S)) + \frac{1}{3} \sigma(a|S, T)^2 \xi_2} \right\} \\ &\leq 2 \exp \left\{ -\frac{1}{2} \frac{N_S^2 \sigma(a|S, T)^4 \xi_2^2}{\sigma(a|S, T)^2 + \frac{1}{3} \sigma(a|S, T)^2 \xi_2} \right\} \\ &= 2 \exp \left\{ -\frac{1}{2} \frac{N_S^2 \sigma(a|S, T)^2 \xi_2^2}{1 + \frac{1}{3} \xi_2} \right\} \\ &\leq 2 \exp \left\{ -\frac{1}{4} N_S^2 \sigma(a|S, T)^2 \xi_2^2 \right\}, \quad \text{provided that } \xi_2 \rightarrow 0 \\ &\leq 2 \exp \left\{ -\frac{1}{4} \mathfrak{c}_2^2 \xi_2^2 \right\}. \end{aligned}$$

Using the union bound, we deduce that

$$\mathbb{P} \left[\max_{\substack{a \in T \subset S \\ T, S \in \mathcal{D}}} \frac{|\hat{\sigma}(a|S, T)^2 - \sigma(a|S, T)^2|}{\sigma(a|S, T)^2} \geq \xi_2 \right] \leq 4 \exp \left\{ -\frac{1}{16} \mathfrak{c}_2^2 \xi_2^2 + \log \mathfrak{c}_1 \right\}, \quad \text{provided that } \xi_2 \rightarrow 0,$$

which also implies that

$$\mathbb{P} \left[\max_{\substack{a \in T \subset S \\ T, S \in \mathcal{D}}} \frac{|\hat{\sigma}(a|S, T) - \sigma(a|S, T)|}{\sigma(a|S, T)} \geq \xi_2 \right] \leq 4 \exp \left\{ -\frac{1}{16} \mathfrak{c}_2^2 \xi_2^2 + \log \mathfrak{c}_1 \right\}, \quad \text{provided that } \xi_2 \rightarrow 0.$$

This closes the proof of the first claim.

To show the second claim, we note that given any two vectors, \mathbf{a} and \mathbf{b} in $\mathbb{R}^{\mathfrak{c}_1}$, one has

$$\max_{1 \leq \ell \leq \mathfrak{c}_1} a_\ell - \max_{1 \leq \ell \leq \mathfrak{c}_1} b_\ell = \max_{1 \leq \ell \leq \mathfrak{c}_1} (a_\ell - b_\ell + b_\ell) - \max_{1 \leq \ell \leq \mathfrak{c}_1} b_\ell$$

$$\begin{aligned}
&\leq \max_{1 \leq \ell \leq c_1} (a_\ell - b_\ell) + \max_{1 \leq \ell \leq c_1} b_\ell - \max_{1 \leq \ell \leq c_1} b_\ell \\
&\leq \max_{1 \leq \ell \leq c_1} |a_\ell - b_\ell|.
\end{aligned}$$

Similarly, one has the other direction because

$$\begin{aligned}
\max_{1 \leq \ell \leq c_1} a_\ell - \max_{1 \leq \ell \leq c_1} b_\ell &= \max_{1 \leq \ell \leq c_1} a_\ell - \max_{1 \leq \ell \leq c_1} (b_\ell - a_\ell + a_\ell) \\
&\geq \max_{1 \leq \ell \leq c_1} a_\ell - \max_{1 \leq \ell \leq c_1} (b_\ell - a_\ell) - \max_{1 \leq \ell \leq c_1} a_\ell \\
&\geq - \max_{1 \leq \ell \leq c_1} |b_\ell - a_\ell|.
\end{aligned}$$

Then taking

$$a_\ell = \frac{1}{n} \sum_{i=1}^n \frac{z_{i,\succ}(a|S, T) - \mathbb{E}[z_{i,\succ}(a|S, T)]}{\hat{\sigma}(a|S, T)}, \quad b_\ell = \frac{1}{n} \sum_{i=1}^n \frac{z_{i,\succ}(a|S, T) - \mathbb{E}[z_{i,\succ}(a|S, T)]}{\sigma(a|S, T)}$$

will lead to the desired result.

SA.3.3 Proof of Lemma A.6

See the proof of Lemma A.5.

SA.3.4 Proof of Lemma A.7

Recall that each restriction involves comparing choice probabilities across two choice problems. For two restrictions, ℓ and ℓ' , there will be at most four choice problems involved, which we denote by $T \subset S$ and $T' \subset S'$. Now consider the case where the two restrictions are non-overlapping, meaning that $T \neq T'$ or $S' \neq T'$ or $S \neq T'$ or $S' \neq T$. Then both the population covariance/correlation and its estimate will be zero. (The reason that the estimated covariance/correlation is because the ‘‘middle matrix,’’ $\hat{\mathbb{V}}[\hat{\boldsymbol{\pi}}]$, is block diagonal.) As a result, the estimation error of the correlation matrix is trivially 0 in this special case.

Given the previous discussions, we will consider the estimation error when the two restrictions involve overlapping choice problems.

To start, we first decompose the difference as

$$\begin{aligned}
&\left| \frac{\hat{\sigma}(a|S, T; a'|S', T')}{\hat{\sigma}(a|S, T)\hat{\sigma}(a'|S', T')} - \frac{\sigma(a|S, T; a'|S', T')}{\sigma(a|S, T)\sigma(a'|S', T')} \right| \\
&\leq \left| \frac{\hat{\sigma}(a|S, T; a'|S', T') - \sigma(a|S, T; a'|S', T')}{\sigma(a|S, T)\sigma(a'|S', T')} \right| + \left| \frac{\hat{\sigma}(a|S, T; a'|S', T')}{\hat{\sigma}(a|S, T)\hat{\sigma}(a'|S', T')} \right| \cdot \left| \frac{\hat{\sigma}(a|S, T)\hat{\sigma}(a'|S', T')}{\sigma(a|S, T)\sigma(a'|S', T')} - 1 \right| \\
&\leq \left| \frac{\hat{\sigma}(a|S, T; a'|S', T') - \sigma(a|S, T; a'|S', T')}{\sigma(a|S, T)\sigma(a'|S', T')} \right| + \left| \frac{\hat{\sigma}(a|S, T)\hat{\sigma}(a'|S', T')}{\sigma(a|S, T)\sigma(a'|S', T')} - 1 \right|
\end{aligned}$$

$$\leq \left| \frac{\hat{\sigma}(a|S, T; a'|S', T') - \sigma(a|S, T; a'|S', T')}{\sigma(a|S, T)\sigma(a'|S', T')} \right| + 2 \left| \frac{\hat{\sigma}(a|S, T)}{\sigma(a|S, T)} - 1 \right| \vee \left| \frac{\hat{\sigma}(a'|S', T')}{\sigma(a'|S', T')} - 1 \right| \\ + \left| \frac{\hat{\sigma}(a|S, T)}{\sigma(a|S, T)} - 1 \right| \cdot \left| \frac{\hat{\sigma}(a'|S', T')}{\sigma(a'|S', T')} - 1 \right|.$$

Therefore,

$$\max_{\substack{a \in T \subset S \\ T, S \in \mathcal{D}}} \max_{\substack{a' \in T' \subset S' \\ T', S' \in \mathcal{D}}} \left| \frac{\hat{\sigma}(a|S, T; a'|S', T')}{\hat{\sigma}(a|S, T)\hat{\sigma}(a'|S', T')} - \frac{\sigma(a|S, T; a'|S', T')}{\sigma(a|S, T)\sigma(a'|S', T')} \right| \\ \leq \max_{\substack{a \in T \subset S \\ T, S \in \mathcal{D}}} \max_{\substack{a' \in T' \subset S' \\ T', S' \in \mathcal{D}}} \left| \frac{\hat{\sigma}(a|S, T; a'|S', T') - \sigma(a|S, T; a'|S', T')}{\sigma(a|S, T)\sigma(a'|S', T')} \right| + 2 \max_{\substack{a \in T \subset S \\ T, S \in \mathcal{D}}} \left| \frac{\hat{\sigma}(a|S, T)}{\sigma(a|S, T)} - 1 \right| + \max_{\substack{a \in T \subset S \\ T, S \in \mathcal{D}}} \left| \frac{\hat{\sigma}(a|S, T)}{\sigma(a|S, T)} - 1 \right|^2.$$

We already have an error bound for the last two terms from Lemma A.6, and hence it suffices to study the first term in the above display.

To proceed, consider four possible scenarios.

- (i) $S = S' \supset T \neq T'$.
- (ii) $S \neq S' \supset T = T'$.
- (iii) $S \supset T = S' \supset T'$.
- (iv) $S = S' \supset T = T'$.

Case (i). The covariance $\sigma(a|S, T; a'|S', T')$ can take two forms,

$$\sigma(a|S, T; a'|S', T') = \underbrace{\frac{1}{N_S} \pi(a|S)(1 - \pi(a|S))}_{\text{if } a = a'} \quad \text{or} \quad \underbrace{-\frac{1}{N_S} \pi(a|S)\pi(a'|S)}_{\text{if } a \neq a'}.$$

Nevertheless, the following bound applies

$$|\hat{\sigma}(a|S, T; a'|S', T') - \sigma(a|S, T; a'|S', T')| \leq \frac{1}{N_S} |\hat{\pi}(a|S) - \pi(a|S)| + \frac{1}{N_S} |\hat{\pi}(a'|S) - \pi(a'|S)|.$$

Next we apply Bernstein's inequality, which gives

$$\mathbb{P} \left[\frac{1}{N_S \sigma(a|S, T)\sigma(a'|S', T')} |\hat{\pi}(a|S) - \pi(a|S)| \geq \xi_2 \right] \\ \leq 2 \exp \left\{ -\frac{1}{2} \frac{N_S^4 \sigma(a|S, T)^2 \sigma(a'|S', T')^2 \xi_2^2}{N_S \pi(a|S)(1 - \pi(a|S)) + \frac{1}{3} N_S^2 \sigma(a|S, T)\sigma(a'|S', T') \xi_2} \right\} \\ = 2 \exp \left\{ -\frac{1}{2} \frac{N_S^2 \sigma(a|S, T)^2 \sigma(a'|S', T')^2 \xi_2^2}{\frac{1}{N_S} \pi(a|S)(1 - \pi(a|S)) + \frac{1}{3} \sigma(a|S, T)\sigma(a'|S', T') \xi_2} \right\} \\ \leq 2 \exp \left\{ -\frac{1}{2} \frac{N_S^2 \sigma(a|S, T)^2 \sigma(a'|S', T')^2 \xi_2^2}{\sigma(a|S, T)^2 + \frac{1}{3} \sigma(a|S, T)\sigma(a'|S', T') \xi_2} \right\}$$

$$\begin{aligned}
&\leq 2 \exp \left\{ -\frac{1}{2} \frac{N_S^2 \sigma(a|S, T)^2 \sigma(a'|S', T')^2 \xi_2^2}{(\sigma(a|S, T) \vee \sigma(a'|S', T'))^2 + \frac{1}{3} (\sigma(a|S, T) \vee \sigma(a'|S', T'))^2 \xi_2} \right\} \\
&= 2 \exp \left\{ -\frac{1}{2} \frac{N_S^2 (\sigma(a|S, T) \wedge \sigma(a'|S', T'))^2 \xi_2^2}{1 + \frac{1}{3} \xi_2} \right\} \\
&\leq 2 \exp \left\{ -\frac{1}{4} N_S^2 (\sigma(a|S, T) \wedge \sigma(a'|S', T'))^2 \xi_2^2 \right\}, \quad \text{provided that } \xi_2 \rightarrow 0 \\
&\leq 2 \exp \left\{ -\frac{1}{4} c_2^2 \xi_2^2 \right\}.
\end{aligned}$$

Therefore, we have

$$\mathbb{P} \left[\frac{1}{\sigma(a|S, T) \sigma(a'|S', T')} |\hat{\sigma}(a|S, T; a'|S', T') - \sigma(a|S, T; a'|S', T')| \geq \xi_2 \right] \leq 4 \exp \left\{ -\frac{1}{16} c_2^2 \xi_2^2 \right\}.$$

Case (ii). The covariance $\sigma(a|S, T; a'|S', T')$ can be conveniently written as

$$\sigma(a|S, T; a'|S', T') = \frac{1}{N_T} \left(\pi(U_{\geq}(a)|T) \wedge \pi(U_{\geq}(a')|T) - \pi(U_{\geq}(a)|T) \pi(U_{\geq}(a')|T) \right).$$

Then we have the bound

$$\begin{aligned}
|\hat{\sigma}(a|S, T; a'|S', T') - \sigma(a|S, T; a'|S', T')| &\leq \frac{1}{N_T} |\hat{\pi}(U_{\geq}(a)|T) - \pi(U_{\geq}(a)|T)| + \frac{1}{N_{T'}} |\hat{\pi}(U_{\geq}(a')|T') - \pi(U_{\geq}(a')|T')| \\
&= \frac{1}{N_T} |\hat{\pi}(U_{\geq}(a)|T) - \pi(U_{\geq}(a)|T)| + \frac{1}{N_T} |\hat{\pi}(U_{\geq}(a')|T) - \pi(U_{\geq}(a')|T)|.
\end{aligned}$$

Again by using the union bound and Bernstein's inequality, one has

$$\mathbb{P} \left[\frac{1}{\sigma(a|S, T) \sigma(a'|S', T')} |\hat{\sigma}(a|S, T; a'|S', T') - \sigma(a|S, T; a'|S', T')| \geq \xi_2 \right] \leq 4 \exp \left\{ -\frac{1}{16} c_2^2 \xi_2^2 \right\}.$$

Case (iii). The covariance $\sigma(a|S, T; a'|S', T')$ can take two forms,

$$\begin{aligned}
\sigma(a|S, T; a'|S', T') &= \underbrace{-\frac{1}{N_T} \pi(U_{\geq}(a)|T) \pi(a'|S')}_{\text{if } a' \notin U_{\geq}(a)} \\
\text{or} \quad &\underbrace{\frac{1}{N_S} \pi(a'|S') - \pi(a'|S') \pi(U_{\geq}(a)|T)}_{\text{if } a' \in U_{\geq}(a)}.
\end{aligned}$$

In either case, we have

$$\begin{aligned}
|\hat{\sigma}(a|S, T; a'|S', T') - \sigma(a|S, T; a'|S', T')| &\leq \frac{1}{N_T} |\hat{\pi}(U_{\geq}(a)|T) - \pi(U_{\geq}(a)|T)| + \frac{1}{N_{S'}} |\hat{\pi}(a'|S') - \pi(a'|S')| \\
&= \frac{1}{N_T} |\hat{\pi}(U_{\geq}(a)|T) - \pi(U_{\geq}(a)|T)| + \frac{1}{N_T} |\hat{\pi}(a|T) - \pi(a|T)|.
\end{aligned}$$

Again by using the union bound and Bernstein's inequality, one has

$$\mathbb{P} \left[\frac{1}{\sigma(a|S, T)\sigma(a'|S', T')} |\hat{\sigma}(a|S, T; a'|S', T') - \sigma(a|S, T; a'|S', T')| \geq \xi_2 \right] \leq 4 \exp \left\{ -\frac{1}{16} c_2^2 \xi_2^2 \right\}.$$

Case (iv). First note that $j(\ell) = j(\ell')$ and $j'(\ell) = j'(\ell')$ in this case. The covariance $\sigma(a|S, T; a'|S', T')$ can take two forms,

$$\begin{aligned} \sigma(a|S, T; a'|S', T') &= \underbrace{\frac{1}{N_S} \pi(a|S)(1 - \pi(a|S)) + \frac{1}{N_T} \left(\pi(U_{\succeq}(a)|T) \wedge \pi(U_{\succ}(a')|T) - \pi(U_{\succeq}(a)|T)\pi(U_{\succ}(a')|T) \right)}_{\text{if } a = a'} \\ \text{or} \quad &\underbrace{-\frac{1}{N_S} \pi(a|S)\pi(a'|S) + \frac{1}{N_T} \left(\pi(U_{\succeq}(a)|T) \wedge \pi(U_{\succ}(a')|T) - \pi(U_{\succeq}(a)|T)\pi(U_{\succ}(a')|T) \right)}_{\text{if } a \neq a'}. \end{aligned}$$

Then we have

$$\begin{aligned} |\hat{\sigma}(a|S, T; a'|S', T') - \sigma(a|S, T; a'|S', T')| &\leq \frac{1}{N_S} |\hat{\pi}(a|S) - \pi(a|S)| + \frac{1}{N_S} |\hat{\pi}(a'|S) - \pi(a'|S)| \\ &\quad + \frac{1}{N_T} |\hat{\pi}(U_{\succeq}(a)|T) - \pi(U_{\succeq}(a)|T)| + \frac{1}{N_T} |\hat{\pi}(U_{\succ}(a')|T) - \pi(U_{\succ}(a')|T)|. \end{aligned}$$

Again by using the union bound and Bernstein's inequality, one has

$$\mathbb{P} \left[\frac{1}{\sigma(a|S, T)\sigma(a'|S', T')} |\hat{\sigma}(a|S, T; a'|S', T') - \sigma(a|S, T; a'|S', T')| \geq \xi_2 \right] \leq 8 \exp \left\{ -\frac{1}{64} c_2^2 \xi_2^2 \right\}.$$

SA.3.5 Proof of Lemma A.8

This follows directly from Lemma A.7 and the result below.

Lemma SA.2 (Corollary 5.1 in Chernozhukov, Chetverikov, Kato, and Koike 2022). Let $\mathbf{x}, \mathbf{y} \in \mathbb{R}^{c_1}$ be two mean-zero Gaussian random vectors with covariance matrices $\Sigma^{\mathbf{x}}$ and $\Sigma^{\mathbf{y}}$, respectively. Further assume that the diagonal elements in $\Sigma_{\mathbf{x}}$ are all one. Define

$$\xi_3 = \max_{1 \leq \ell, \ell' \leq c_1} |\Sigma_{\ell, \ell'}^{\mathbf{x}} - \Sigma_{\ell, \ell'}^{\mathbf{y}}|,$$

where $\Sigma_{\ell, \ell'}$ denotes the (ℓ, ℓ') th element in the matrix Σ . Then

$$\sup_{\substack{A \subseteq \mathbb{R}^{c_1} \\ A \text{ rectangular}}} |\mathbb{P}[\mathbf{x} \in A] - \mathbb{P}[\mathbf{y} \in A]| \leq c \xi_3^{\frac{1}{2}} \log c_1,$$

where c is an absolute constant.

SA.3.6 Proof of Lemma A.9

Take $\mathsf{T}^{\mathsf{G}}(\succ)$ as an example. It is easy to see that

$$\mathbb{P} [\check{\mathsf{T}}^{\mathsf{G}}(\succ) \leq t] = \mathbb{P} [\max(\check{\mathbf{z}}) \leq t],$$

where the set $\cdot \leq t$ in the second probability above is a rectangular region. And hence the first part of this lemma follows from Lemma A.8.

Next, note that by conditioning on the following event,

$$\sup_t |\mathbb{P} [\check{\mathsf{T}}^{\mathsf{G}}(\succ) \leq t] - \mathbb{P} [\mathsf{T}^{\mathsf{G}}(\succ) \leq t | \text{Data}]| \leq c\xi_3^{\frac{1}{3}} \log^{\frac{2}{3}} \mathbf{c}_1,$$

one has

$$\begin{aligned} \mathbb{P} \left[\mathsf{T}^{\mathsf{G}}(\succ) > \check{\mathbf{c}}\mathbf{v} \left(\alpha - c\xi_3^{\frac{1}{3}} \log^{\frac{2}{3}} \mathbf{c}_1, \succ \right) \middle| \text{Data} \right] &\leq \mathbb{P} \left[\check{\mathsf{T}}^{\mathsf{G}}(\succ) > \check{\mathbf{c}}\mathbf{v} \left(\alpha - c\xi_3^{\frac{1}{3}} \log^{\frac{2}{3}} \mathbf{c}_1, \succ \right) \right] + c\xi_3^{\frac{1}{3}} \log^{\frac{2}{3}} \mathbf{c}_1 \\ &\leq \alpha - c\xi_3^{\frac{1}{3}} \log^{\frac{2}{3}} \mathbf{c}_1 + c\xi_3^{\frac{1}{3}} \log^{\frac{2}{3}} \mathbf{c}_1 = \alpha, \end{aligned}$$

which implies that

$$\mathbf{c}\mathbf{v}(\alpha, \succ) \leq \check{\mathbf{c}}\mathbf{v} \left(\alpha - c\xi_3^{\frac{1}{3}} \log^{\frac{2}{3}} \mathbf{c}_1, \succ \right).$$

Similarly,

$$\begin{aligned} \mathbb{P} [\check{\mathsf{T}}^{\mathsf{G}}(\succ) > \mathbf{c}\mathbf{v}(\alpha, \succ) | \text{Data}] &\leq \mathbb{P} [\mathsf{T}^{\mathsf{G}}(\succ) > \mathbf{c}\mathbf{v}(\alpha, \succ) | \text{Data}] + c\xi_3^{\frac{1}{3}} \log^{\frac{2}{3}} \mathbf{c}_1 \\ &\leq \alpha + c\xi_3^{\frac{1}{3}} \log^{\frac{2}{3}} \mathbf{c}_1, \end{aligned}$$

which implies

$$\mathbf{c}\mathbf{v}(\alpha, \succ) \geq \check{\mathbf{c}}\mathbf{v} \left(\alpha + c\xi_3^{\frac{1}{3}} \log^{\frac{2}{3}} \mathbf{c}_1, \succ \right).$$

This concludes our proof of the second part of this lemma.

SA.4 Omitted Details in Appendix A.5

For simplicity, we continue using the notation \mathbf{z}_i , so that the average $\sum_{i=1}^n \mathbf{z}_i/n = \hat{\boldsymbol{\pi}}$ estimates the vector of choice probabilities. We denote by $\mathbf{z}_{i,\underline{\phi}(a|S)} = \mathbf{R}_{\underline{\phi}(a|S)} \mathbf{z}_i$, and the row in $\mathbf{z}_{i,\underline{\phi}(a|S)}$ for estimating $\hat{\pi}(a|R)$ is represented by $z_i(a|R)$.

SA.4.1 Proof of Lemma A.11

We again adopt the normal approximation result in Lemma SA.1, and consider

$$x_i(a|R) = \frac{\frac{n}{N_R}(\mathbb{1}(y_i = a, Y_i = R) - \pi(a|R)\mathbb{1}(Y_i = R))}{\sqrt{n}\sigma(a|R)}.$$

Condition (i) there is trivially satisfied with $C = C' = 1$. To verify condition (ii), we will need to take a closer look at the individual summands along each coordinate, $x_i(a|R)$. We observe that

$$\begin{aligned} & \left| \frac{n}{N_R}(\mathbb{1}(y_i = a, Y_i = R) - \pi(a|R)\mathbb{1}(Y_i = R)) \right| \leq \frac{n}{N_R} \\ \mathbb{E} \left[\left| \frac{n}{N_R}(\mathbb{1}(y_i = a, Y_i = R) - \pi(a|R)\mathbb{1}(Y_i = R)) \right|^{2+\varepsilon} \right] & \leq 2 \left(\frac{n}{N_R} \right)^{2+\varepsilon} \pi(a|R)(1 - \pi(a|R)). \end{aligned}$$

In addition, the summands are nonzero for at most N_R observations. As a result,

$$\frac{1}{n} \sum_{i=1}^n \mathbb{E} \left[\left| \frac{n}{N_R}(\mathbb{1}(y_i = a, Y_i = R) - \pi(a|R)\mathbb{1}(Y_i = R)) \right|^{2+\varepsilon} \right] \leq 2 \left(\frac{n}{N_R} \right)^{1+\varepsilon} \pi(a|R)(1 - \pi(a|R)).$$

Now consider $\sqrt{n}\sigma(a|R)$, which takes the form

$$\sqrt{n}\sigma(a|R) = \sqrt{\frac{n}{N_R}\pi(a|R)(1 - \pi(a|R))}.$$

Combining previous results, we have

$$\left(\frac{1}{n} \sum_{i=1}^n \mathbb{E}[|x_i(a|R)|^{2+\varepsilon}] \right)^{\frac{1}{\varepsilon}} \leq 2 \left(\frac{n}{N_R} \right) \frac{1}{\sqrt{n}\sigma(a|R)}.$$

To apply Lemma SA.1, set $\varepsilon = 2$ and

$$\mathfrak{c}_2 = 2\sqrt{n} \left[\min_{R \supseteq S, R \in \mathcal{D}} N_R \right]^{-1} \left[\min_{R \supseteq S, R \in \mathcal{D}} \sigma(a|R) \right]^{-1}.$$

It is easy to see that the above choice satisfies the first part of condition (ii) in Lemma SA.1. For the second part in condition (ii), we note that

$$\begin{aligned} \left| \frac{x_i(a|R)}{\mathfrak{c}_2} \right| &= \frac{\frac{n}{N_R}(\mathbb{1}(y_i = a, Y_i = R) - \pi(a|R)\mathbb{1}(Y_i = R))}{\sqrt{n}\sigma(a|R)} \frac{\min_{R \supseteq S, R \in \mathcal{D}} N_R}{2\sqrt{n}} \left[\min_{R \supseteq S, R \in \mathcal{D}} \sigma(a|R) \right] \\ &\leq \left| \frac{n}{N_R}(\mathbb{1}(y_i = a, Y_i = R) - \pi(a|R)\mathbb{1}(Y_i = R)) \right| \frac{\min_{R \supseteq S, R \in \mathcal{D}} N_R}{2n}, \end{aligned}$$

which closes the proof.

SA.4.2 Proof of Lemma A.12

To begin with,

$$\begin{aligned} \frac{1}{n} \sum_{i=1}^n \frac{z_i(a|R) - \mathbb{E}[z_i(a|R)]}{\hat{\sigma}(a|R)} &= \frac{1}{n} \sum_{i=1}^n \frac{z_i(a|R) - \mathbb{E}[z_i(a|R)]}{\sigma(a|R)} \\ &\quad + \left(\frac{1}{n} \sum_{i=1}^n \frac{z_i(a|R) - \mathbb{E}[z_i(a|R)]}{\sigma(a|R)} \right) \left(\frac{\sigma(a|R)}{\hat{\sigma}(a|R)} - 1 \right), \end{aligned}$$

which means

$$\begin{aligned} &\max_{R \supseteq S, R \in \mathcal{D}} \left| \frac{1}{n} \sum_{i=1}^n \frac{z_i(a|R) - \mathbb{E}[z_i(a|R)]}{\hat{\sigma}(a|R)} - \frac{1}{n} \sum_{i=1}^n \frac{z_i(a|R) - \mathbb{E}[z_i(a|R)]}{\sigma(a|R)} \right| \\ &\leq \max_{R \supseteq S, R \in \mathcal{D}} \left| \frac{1}{n} \sum_{i=1}^n \frac{z_i(a|R) - \mathbb{E}[z_i(a|R)]}{\sigma(a|R)} \right| \cdot \max_{R \supseteq S, R \in \mathcal{D}} \left| \frac{\sigma(a|R)}{\hat{\sigma}(a|R)} - 1 \right|. \end{aligned}$$

We will control the two terms on the right-hand side separately.

Let ξ_1 be some generic constant which can depend on the sample size. Then by Lemma A.11,

$$\mathbb{P} \left[\max_{R \supseteq S, R \in \mathcal{D}} \left| \frac{1}{n} \sum_{i=1}^n \frac{z_i(a|R) - \mathbb{E}[z_i(a|R)]}{\sigma(a|R)} \right| \geq \xi_1 \right] \leq c \xi_1^{-1} \sqrt{\log \mathbf{c}_1} + c \left(\frac{\log^5(n \mathbf{c}_1)}{\mathbf{c}_2^2} \right)^{\frac{1}{4}}.$$

Next consider the standard error estimator, $\hat{\sigma}(a|R)$.

$$|\hat{\sigma}(a|R)^2 - \sigma(a|R)^2| \leq \frac{1}{N_R} |\hat{\pi}(a|R) - \pi(a|R)|.$$

Using Bernstein's inequality, one has

$$\begin{aligned} \mathbb{P} \left[\frac{1}{N_R \sigma(a|R)^2} |\hat{\pi}(a|R) - \pi(a|R)| \geq \xi_2 \right] &\leq 2 \exp \left\{ -\frac{1}{2} \frac{N_R^4 \sigma(a|R)^4 \xi_2^2}{N_R \pi(a|R)(1 - \pi(a|R)) + \frac{1}{3} N_R^2 \sigma(a|R)^2 \xi_2} \right\} \\ &= 2 \exp \left\{ -\frac{1}{2} \frac{N_R^2 \sigma(a|R)^4 \xi_2^2}{\frac{1}{N_R} \pi(a|R)(1 - \pi(a|R)) + \frac{1}{3} \sigma(a|R)^2 \xi_2} \right\} \\ &\leq 2 \exp \left\{ -\frac{1}{2} \frac{N_R^2 \sigma(a|R)^4 \xi_2^2}{\sigma(a|R)^2 + \frac{1}{3} \sigma(a|R)^2 \xi_2} \right\} \\ &= 2 \exp \left\{ -\frac{1}{2} \frac{N_R^2 \sigma(a|R)^2 \xi_2^2}{1 + \frac{1}{3} \xi_2} \right\} \\ &\leq 2 \exp \left\{ -\frac{1}{4} N_R^2 \sigma(a|R)^2 \xi_2^2 \right\}, \quad \text{provided that } \xi_2 \rightarrow 0 \\ &\leq 2 \exp \left\{ -\frac{1}{4} \mathbf{c}_2^2 \xi_2^2 \right\}. \end{aligned}$$

Using the union bound, we deduce that

$$\mathbb{P} \left[\max_{R \supseteq S, R \in \mathcal{D}} \frac{|\hat{\sigma}(a|R)^2 - \sigma(a|R)^2|}{\sigma(a|R)^2} \geq \xi_2 \right] \leq 4 \exp \left\{ -\frac{1}{16} \epsilon_2^2 \xi_2^2 + \log \epsilon_1 \right\}, \quad \text{provided that } \xi_2 \rightarrow 0,$$

which also implies that

$$\mathbb{P} \left[\max_{R \supseteq S, R \in \mathcal{D}} \frac{|\hat{\sigma}(a|R) - \sigma(a|R)|}{\sigma(a|R)} \geq \xi_2 \right] \leq 4 \exp \left\{ -\frac{1}{16} \epsilon_2^2 \xi_2^2 + \log \epsilon_1 \right\}, \quad \text{provided that } \xi_2 \rightarrow 0.$$

This closes the proof.

References

- ABALUCK, J., AND A. ADAMS (2021): “What Do Consumers Consider Before They Choose? Identification from Asymmetric Demand Responses,” *Quarterly Journal of Economics*, 136(3), 1611–1663.
- AGUIAR, V. H. (2017): “Random Categorization and Bounded Rationality,” *Economics Letters*, 159, 46–52.
- AGUIAR, V. H., M. J. BOCCARDI, N. KASHAEV, AND J. KIM (2023): “Random utility and limited consideration,” *Quantitative Economics*, 14(1), 71–116.
- ANDREWS, D. W., AND G. SOARES (2010): “Inference for Parameters Defined by Moment Inequalities Using Generalized Moment Selection,” *Econometrica*, 78(1), 119–157.
- BARSEGHYAN, L., M. COUGHLIN, F. MOLINARI, AND J. C. TEITELBAUM (2021): “Heterogeneous Choice Sets and Preferences,” *Econometrica*, 89(5), 2015–2048.
- BARSEGHYAN, L., AND F. MOLINARI (2023): “Risk Preference Types, Limited Consideration, and Welfare,” *Journal of Business & Economic Statistics*, forthcoming.
- BARSEGHYAN, L., F. MOLINARI, AND M. THIRKETTLE (2021): “Discrete Choice under Risk with Limited Consideration,” *American Economic Review*, 111(6), 1972–2006.
- BRADY, R. L., AND J. REHBECK (2016): “Menu-Dependent Stochastic Feasibility,” *Econometrica*, 84(3), 1203–1223.
- CATTANEO, M. D., X. MA, Y. MASATLIOGLU, AND E. SULEYMANOV (2020): “A Random Attention Model,” *Journal of Political Economy*, 128(7), 2796–2836.
- CHEREPANOV, V., T. FEDDERSEN, AND A. SANDRONI (2013): “Rationalization,” *Theoretical Economics*, 8(3), 775–800.

- CHERNOZHUKOV, V., D. CHETVERIKOV, K. KATO, AND Y. KOIKE (2022): “Improved Central Limit Theorem and Bootstrap Approximations in High Dimensions,” *Annals of Statistics*, 50(5), 2562–2586.
- DARDANONI, V., P. MANZINI, M. MARIOTTI, H. PETRI, AND C. J. TYSON (2023): “Mixture Choice Data: Revealing Preferences and Cognition,” *Journal of Political Economy*, 131(3), 687–715.
- DARDANONI, V., P. MANZINI, M. MARIOTTI, AND C. J. TYSON (2020): “Inferring Cognitive Heterogeneity From Aggregate Choices,” *Econometrica*, 88(3), 1269–1296.
- DEMIRKAN, Y., AND M. KIMYA (2020): “Hazard Rate, Stochastic Choice and Consideration Sets,” *Journal of Mathematical Economics*, 87, 142–150.
- ECHENIQUE, F., AND K. SAITO (2019): “General Luce Model,” *Economic Theory*, 68, 811–826.
- ECHENIQUE, F., K. SAITO, AND G. TSERENJIGMID (2018): “The Perception-Adjusted Luce Model,” *Mathematical Social Sciences*, 93, 67–76.
- FILIZ-OZBAY, E., AND Y. MASATLIOGLU (2023): “Progressive Random Choice,” *Journal of Political Economy*, 131(3), 716–750.
- FUDENBERG, D., R. IJIMA, AND T. STRZALECKI (2015): “Stochastic Choice and Revealed Perturbed Utility,” *Econometrica*, 83(6), 2371–2409.
- GIBBARD, P. (2021): “Disentangling preferences and limited attention: Random-utility models with consideration sets,” *Journal of Mathematical Economics*, 94, 102468.
- GUL, F., P. NATENZON, AND W. PESENDORFER (2014): “Random Choice as Behavioral Optimization,” *Econometrica*, 82(5), 1873–1912.
- GUNEY, B. (2014): “A theory of iterative choice in lists,” *Journal of Mathematical Economics*, 53, 26–32, Special Section: Economic Theory of Bubbles (I).
- HONDA, E. (2021): “A Model of Random Cravings,” *Working Paper*.
- HORAN, S. (2019): “Random Consideration and Choice: A Case Study of “Default” Options,” *Mathematical Social Sciences*, 102, 73–84.
- ISHII, Y., M. KOVACH, AND L. ÜLKÜ (2021): “A model of stochastic choice from lists,” *Journal of Mathematical Economics*, 96, 102509.
- KASHAEV, N., AND V. H. AGUIAR (2022): “A random attention and utility model,” *Journal of Economic Theory*, 204, 105487.
- LLERAS, J. S., Y. MASATLIOGLU, D. NAKAJIMA, AND E. Y. OZBAY (2017): “When More Is Less: Limited Consideration,” *Journal of Economic Theory*, 170, 70–85.

- MANZINI, P., AND M. MARIOTTI (2014): “Stochastic Choice and Consideration Sets,” *Econometrica*, 82(3), 1153–1176.
- MARCHANT, T., AND A. SEN (2023): “Stochastic choice with bounded processing capacity,” *Journal of Mathematical Psychology*, 114, 102771.
- RUBINSTEIN, A., AND Y. SALANT (2006): “A model of choice from lists,” *Theoretical Economics*, 1(1), 3–17.
- YILDIZ, K. (2016): “List-rationalizable choice,” *Theoretical Economics*, 11(2), 587–599.