

ON THE INTERPLAY BETWEEN SPARSITY, NATURALNESS, INTELLIGIBILITY, AND PROSODY IN SPEECH SYNTHESIS

Cheng-I Jeff Lai^{1,2}, Erica Cooper^{*3}, Yang Zhang^{*2}, Shiyu Chang², Kaizhi Qian², Yi-Lun Liao¹
Yung-Sung Chuang¹, Alexander H. Liu¹, Junichi Yamagishi³, David Cox², James Glass¹

¹MIT CSAIL, USA ²MIT-IBM Watson AI Lab, USA ³National Institute of Informatics, Japan

clai24@mit.edu

ABSTRACT

Are end-to-end text-to-speech (TTS) models over-parametrized? To what extent can these models be pruned, and what happens to their synthesis capabilities? This work serves as a starting point to explore pruning both spectrogram prediction networks and vocoders. We thoroughly investigate the tradeoffs between sparsity and its subsequent effects on synthetic speech. Additionally, we explored several aspects of TTS pruning: amount of finetuning data versus sparsity, TTS-Augmentation to utilize unspoken text, and combining knowledge distillation and pruning. Our findings suggest that not only are end-to-end TTS models highly prunable, but also, perhaps surprisingly, pruned TTS models can produce synthetic speech with equal or higher naturalness and intelligibility, with similar prosody. All of our experiments are conducted on publicly available models, and findings in this work are backed by large-scale subjective tests and objective measures. Code and 200 pruned models are made available to facilitate future research on efficiency in TTS¹.

Index Terms— text-to-speech, acoustic model, vocoder, speech synthesis, pruning, efficiency

1. INTRODUCTION

End-to-end text-to-speech (TTS)² research has focus heavily on modeling techniques and architectures, with the goal of producing more natural, adaptive, expressive speech in robust, low-resource, controllable, or online conditions [1]. We argue that an overlooked orthogonal research direction in end-to-end TTS is *architectural efficiency*, and in particular, there has not been any established study on pruning end-to-end TTS in a principled manner. As the body of TTS research moves toward the mature end of the spectrum, we expect a myriad of effort delving into developing efficient TTS, with direct implications such as on-device TTS or a better rudimentary understanding of training TTS models from scratch [2].

To this end, we provide analyses on the effects of pruning end-to-end TTS, utilizing basic unstructured magnitude-based weight pruning³. The overarching message we aim to deliver is two-fold:

- End-to-end TTS models are over-parameterized; their weights can be pruned with unstructured magnitude-based methods.

^{*} EC and YZ contribute equally.

¹Project webpage: <https://people.csail.mit.edu/clai24/prune-tts/>

²We refer to end-to-end TTS systems as those composed of an acoustic model (also known as text-to-spectrogram prediction network) and a separate vocoder, as there are relatively few direct text-to-waveform models; see [1].

³Given that there has not had any dedicated TTS pruning study in the past, we resort to the most basic form of pruning. For more advanced pruning techniques, please refer to [3, 4].

- Pruned models can produce synthetic speech at equal or even better naturalness and intelligibility with similar prosody.

To introduce our work, we first review two areas of related work:

Efficiency in TTS One line of work is on small-footprint, fast, and parallelizable versions of WaveNet [5] and WaveGlow [6] vocoders; prominent examples are WaveRNN⁴ [7], WaveFlow [8], Clarinet [9], HiFi-GAN [10], Parallel WaveNet [11], SqueezeWave [12], DiffWave [13], WaveGrad 1 [14], Parallel WaveGAN [15] etc. Another is acoustic models based on non-autoregressive generation (ParaNet [16], Flow-TTS [17], MelGAN [18], EfficientTTS [19], FastSpeech [20, 21]), neural architecture search (LightSpeech [22]), diffusion (WaveGrad 2 [23]), etc. Noticeably, efficient music generation has gathered attention too, e.g. NEWT [24] and DDSP [25].

ASR Pruning Earlier work on ASR pruning reduces the FST search space, such as [26]. More recently, the focus has shifted to pruning end-to-end ASR models [27, 28, 29, 30]. Generally speaking, pruning techniques proposed for vision models [3, 4] work decently well in prior ASR pruning work, which leads us to ask, how effective are simple pruning techniques for TTS?

This work thus builds upon a recent ASR pruning technique termed PARP [30], with the intention of not only reducing architectural complexity for end-to-end TTS, but also demonstrating the surprising efficacy and simplicity of pruning in contrast to prior TTS efficiency work. We first review PARP in Section 2. In Section 3, we describe our experimental and listening test setups, and in Section 4 we present results with several visualizations. Our contributions are:

- We present the first comprehensive study on pruning end-to-end acoustic models (Transformer-TTS [31], Tacotron2 [32]) and vocoders (Parallel WaveGAN [15]) with an unstructured magnitude based pruning method PARP [30].
- We extend PARP with knowledge distillation (KD) and TTS-Augmentation [33] for TTS pruning, demonstrating PARP’s applicability and effectiveness regardless of network architectures or input/output pairs.
- We show that end-to-end TTS models are over-parameterized. Pruned models produce speech with similar-levels of naturalness, intelligibility, and prosody to that of unpruned models.
- For instance, with large-scale subjective tests and objective measures, Transformer-TTS at 30% sparsity has statistically better naturalness than its original version; for another, small footprint CNN-based vocoder has little to no synthesis degradation at up to 88% sparsity.

⁴Structured pruning was in fact employed in WaveRNN, but merely for reducing memory overhead for the vocoder. What sets this work apart is our pursuit in the scientific aspects of pruning end-to-end TTS holistically.

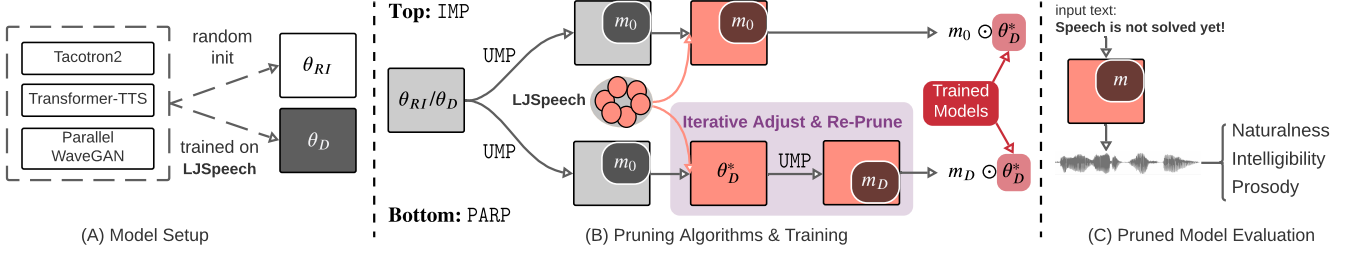


Fig. 1. Illustration of our end-to-end TTS pruning setup. **Left:** three TTS models are considered: Tacotron2, Transformer-TTS, and Parallel WaveGAN. By default, we set the initial weight θ_0 to trained models θ_D on LJSpeech, but they can also be randomly initialized θ_{RI} . **Middle:** top row is the IMP Baseline, and bottom row is PARP. Both are architecture-agnostic, and utilize UMP for retrieving initial pruning mask m_0 . The only difference is m_0 is adjustable in PARP during training, while being fixed in IMP. Both algorithms produce pruned subnetworks $m \odot \theta_D^*$ that are finetuned on LJSpeech. **Right:** we evaluate pruned model synthetic speech’s naturalness, intelligibility, and prosody via large-scale subjective and objective tests across sparsities.

2. METHOD

2.1. Problem Formulation

Consider a sequence-to-sequence learning problem, where \mathbf{X} and \mathbf{Y} represent the input and output sequences respectively. For ASR, \mathbf{X} is waveforms and \mathbf{Y} is character/phone sequences; for TTS acoustic model, \mathbf{X} is character/phone sequences and \mathbf{Y} is spectrogram sequences; for vocoder, \mathbf{X} is spectrogram sequences and \mathbf{Y} is waveforms. A mapping function $f(\mathbf{X}; \theta)$ parametrized by a neural network is learned, where $\theta \in \mathcal{R}^d$ represents the network parameters and d represents the number of parameters. Sequence-level log-likelihood $\mathbb{E} [\ln P(\mathbf{Y} | \mathbf{X}; \theta)]$ on target dataset \mathcal{D} is maximized.

Our goal is to find a subnetwork $m \odot \theta$, where \odot is element-wise product and a binary pruning mask $m \in \{0, 1\}^d$ is applied on the model weights θ . The ideal pruning method would learn m at target sparsity such that $f(\mathbf{X}; m \odot \theta)$ achieves similar loss as $f(\mathbf{X}; \theta)$ after training on \mathcal{D} .

2.2. Pruning Sequence-to-Sequence Models with PARP

Unstructured Magnitude Pruning (UMP) [2, 3] sorts⁵ the model’s weights according to their magnitudes across layers regardless of the network structure, and removes the smallest ones to meet a pre-defined sparsity level. Weights that are pruned out (specified by m) are zeroed out and do not receive gradient updates during training.

The IMP Baseline Based on UMP and assuming an initial model weight θ_0 and a target dataset \mathcal{D} are given, Iterative Magnitude Pruning (IMP) [2, 3] can be described as:

1. Directly prune θ_0 at target sparsity, and obtain an initial pruning mask m_0 . Zero out weights in θ_0 given by m_0 .
2. Train $f(\mathbf{X}; m_0 \odot \theta_0)$ on \mathcal{D} until convergence. Zeroed-out weights do not receive gradient updates via backpropagation.

The above procedure can be iterated multiple times by updating θ_0 with the finetuned model weight θ_D^* from Step 2.

Prune-Adjust-Re-Prune (PARP) [30] is a simple modified version of IMP recently proposed for self-supervised speech recognition, showing that pruned wav2vec 2.0 [34] attains lower WERs than the full model under low-resource conditions. Given its simplicity, here we show that PARP can be applied to any sequence-to-sequence learning scenario. Similarly, given an initial model weight θ_0 and \mathcal{D} , PARP can be described as (See Figure 1 for visualization):

1. Same as IMP’s Step 1.
2. Train $f(\mathbf{X}; \theta_0)$ on \mathcal{D} . Zeroed-out weights in θ_0 receive gradient updates via backprop. After N model updates, obtain the trained model $f(\mathbf{X}; \theta_D^*)$, and apply UMP on θ_D^* to obtain mask m_D . Return subnetwork $m_D \odot \theta_D^*$.

⁵UMP’s weight sorting is implemented via top-k sampling.

Setting Initial Model Weight θ_0 In [30], PARP’s θ_0 can be the self-supervised pretrained initializations, or any trained model weight θ_P (P needs not be the target task D). On the other hand, IMP’s θ_0 is target-task dependent i.e. θ_0 is set to a trained weight on \mathcal{D} , denoted as θ_D . However, since the focus in this work is on the final pruning performance only, we set θ_0 to θ_D by default for both PARP and IMP.

Progressive Pruning with PARP-P Following [30], we also experiment with progressive pruning (PARP-P), where PARP-P’s Step 1 prunes θ_0 at a lower sparsity, and its Step 2 progressively prunes to the target sparsity every N model updates. We show later that PARP-P is especially effective in higher sparsity regions.

3. EXPERIMENTAL SETUP

3.1. TTS Models and Data

Model Configs Our end-to-end TTS is based on an acoustic model (phone to melspec) and a vocoder (melspec to wav). To ensure reproducibility, we took publicly available and widely adopted implementations⁶: Transformer-TTS [31] and Tacotron2 [32] as the acoustic models, and Parallel WaveGAN [15] as the vocoder. Transformer-TTS and Tacotron2 have the same high-level structure (encoder, decoder, pre-net, post-net) and loss (12 reconstructions before and after post-nets and stop token cross-entropy). Transformer-TTS consists of a 6-layer encoder and a 6-layer decoder. Tacotron2’s encoder consists of 3-layer convolutions and a BLSTM, and its decoder is a 2-layer LSTM with attention. Both use a standard G2P for converting text to phone sequences as the model input. Parallel WaveGAN consists of convolution-based generator G and discriminator D . We do not perform model averaging since different checkpoints can have different sparsity patterns.

Datasets LJSpeech [35] is used for training acoustic models and vocoders. It is a female single-speaker read speech corpus with 13k text-audio pairs, totaling 24h of recordings. We additionally take the transcription of Librispeech’s train-clean-100 partition [36] as additional unspoken text⁷ used in TTS-Augmentation.

3.2. PARP Implementation

UMP is based on PyTorch’s API⁸. For all models, θ_0 is set to pre-trained checkpoints on LJSpeech, and N is set to 1 epoch of model updates. We jointly prune encoder, decoder, pre-nets, and post-nets for the acoustic model; for vocoder, since only G is needed during test-time synthesis, only G is pruned (D is still trainable).

⁶Checkpoints are also available at ESPnet and ParallelWaveGAN.

⁷Both LJSpeech and Librispeech are based on audiobooks.

⁸https://pytorch.org/tutorials/intermediate/pruning_tutorial.html

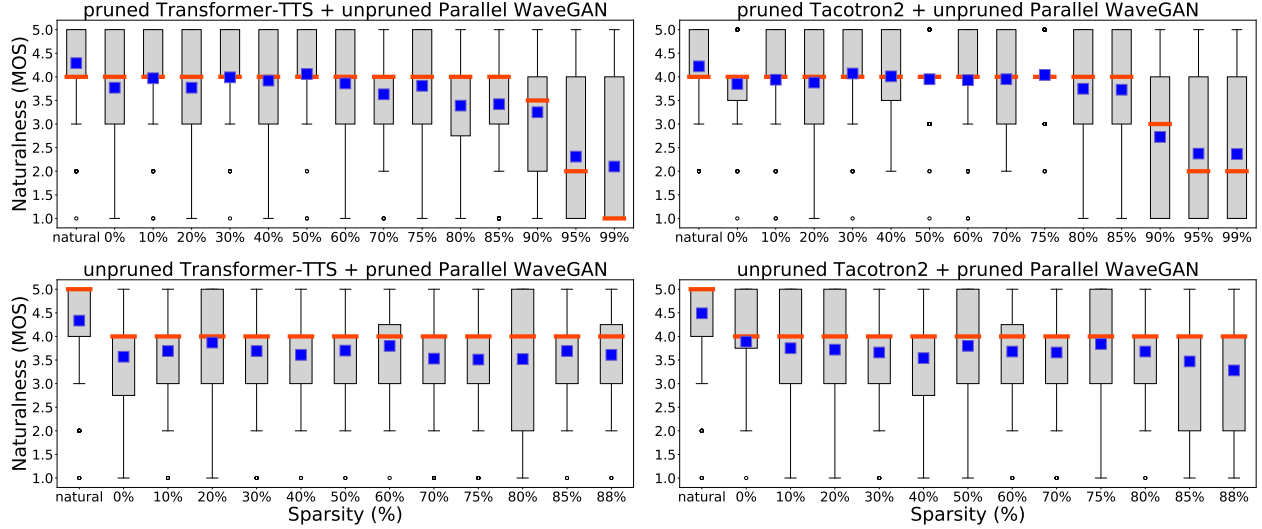


Fig. 2. Box plots for four independent MOS tests across configurations (pruned/unpruned acoustic models + pruned/unpruned vocoders). At each sparsity, ■ is the mean and — is the median MOS score over 100 HITs. Ground truth recordings (natural) are included as the topline.

3.3. Complementary Techniques

We explored two complementary techniques for pruning acoustic models with PARP.

TTS-Augmentation for unspoken transcriptions The first technique is based on TTS-Augmentation [33]. It is a form of self-training, where we take $f(\theta_D)$ to label additional unspoken text X_u . The newly synthesized paired data, denoted $D_u = (X_u, f(X_u; \theta_D))$, is used together with D in PARP’s Step 2.

Combining Knowledge-Distillation (KD) and PARP, with teacher model denoted as $f(\theta_D)$. The training objective in PARP’s Step 2 is set to reconstructing both ground truth melspec and melspec synthesized by an (unpruned) teacher acoustic model $f(\theta_D)$.

3.4. Subjective and Objective Evaluations

We examine the following three aspects of the synthetic speech:

- **Naturalness** is quantified by the 5-point (1-point increment) scale Mean Opinion Score (MOS). 20 unique utterances (with 5 repetitions) are synthesized and compared across pruned models, for a total of 100 HITs (crowdsourced tasks) per MOS test. In each HIT, the input text to all models are the same to minimize variability.
- **Intelligibility** is measured with Google’s ASR API⁹.
- **Prosody** via mean fundamental frequency (F_0) estimation¹⁰ and utterance duration, averaged over dev and eval utterances.

We also perform pairwise comparison (A/B) testings for naturalness and intelligibility (separately). Similar to our MOS test, we release 20 unique utterances (with 10 repetitions), for a total of 200 HITs per A/B test. In each HIT, input text to models are also the same. MOS and A/B tests are conducted in Amazon Mechanical Turk (AMT).

Statistical Testing To ensure our AMT results are statistically significant, we run Mann-Whitney U test for each MOS test, and pairwise z-test for each A/B test, both at significance level of $p \leq 0.05$.

4. RESULTS

4.1. Does Sparsity improve Naturalness?

Figure 2 is the box plot of MOS scores of pruned end-to-end TTS models at 0%~99% sparsities with PARP. For either pruned

Transformer-TTS or Tacotron2 acoustic models, their MOS scores are statistically not different from the unpruned ones at up to 90% sparsity. For pruned Parallel WaveGAN, pairing it with an unpruned Transformer-TTS reaches up to 88% sparsity without *any* statistical MOS decrease, and up to 85% if paired with an unpruned Tacotron2. Based on these results, we first conclude that end-to-end TTS models are over-parameterized across model architectures, and removing the majority of their weights does not affect naturalness.

Secondly, we observe that the 30% pruned Tacotron2 has a statistically higher MOS score than unpruned Tacotron2. Although this phenomenon is not seen in Transformer-TTS, WaveGAN, or at other sparsities, it is nonetheless surprising given PARP’s simplicity. We can hypothesize that under the right conditions, *pruned model trains better*, which results in higher naturalness over the unpruned ones.

4.2. Does Sparsity improve Intelligibility?

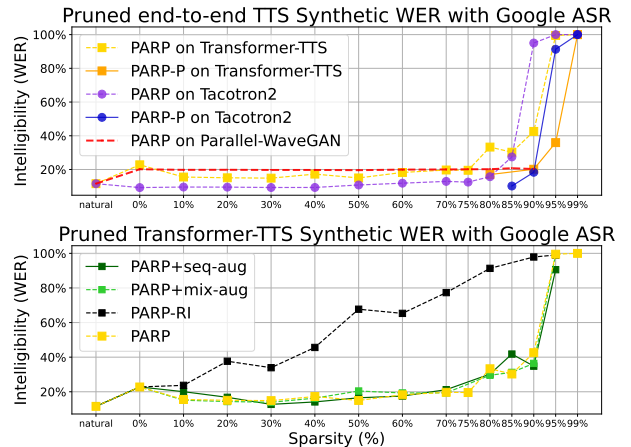


Fig. 3. We measure intelligibility of synthetic speech via Google ASR. **Top** plots the synthetic speech WERs over sparsities for all model combinations. **Bottom** compares the WERs for different pruning configurations.

Figure 3 plots synthetic speech’s WERs across sparsities over model and pruning configurations. Focusing on the top plot, we have the following two high-level impressions: (1) WER decreases at initial sparsities and increases dramatically at around 85% sparsity with PARP (yellow and purple dotted lines). (2) pruning the vocoder does

⁹<https://pypi.org/project/SpeechRecognition/>

¹⁰ F_0 estimation with probabilistic YIN (pYIN) implemented in Librosa.

not change the WERs at all (observe the straight red dotted line).

Specifically, for Transformer-TTS, PARP at 75% and PARP-P at 90% sparsities have lower WERs (higher intelligibility) than its unpruned version. For Tacotron2, there is no WER reduction and its WERs remain at $\sim 9\%$ at up to 40% sparsity (no change in intelligibility). Based on (2) and Section 4.1, we can further conclude that the CNN-based vocoder is highly prunable, with little to no naturalness and intelligibility degradation at up to almost 90% sparsity.

4.3. Does Sparsity change Prosody?

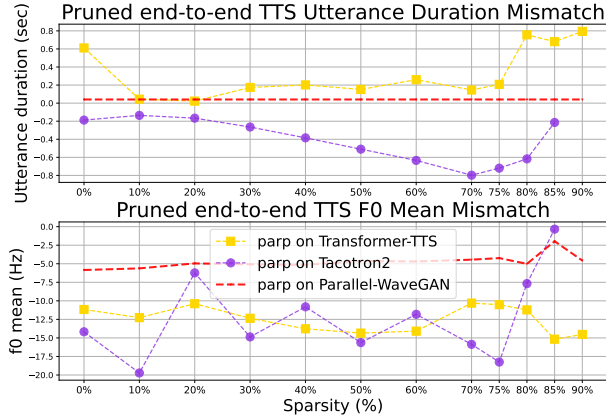


Fig. 4. We used synthetic speech’s utterance duration and averaged F_0 across time as two rough proxies for prosody. **Top** is utterance duration mismatch (in seconds), and **Bottom** is F_0 mean mismatch (in Hz). Mismatches are calculated against ground truth recordings.

Figure 4 plots the prosody mismatch between pruned models and ground truth recordings across model combinations. Observe PARP on Transformer-TTS and on Tacotron2 result in visible differences in prosody changes over sparsities. In the top plot, pruned Transformer-TTS (yellow dotted line) have the same utterance duration (+0.2 seconds over ground truth) at 10%~75% sparsities, while in the same region, pruned Tacotron2 (purple dotted line) results in a linear decrease in duration (-0.2~0.8 seconds). Indeed, we confirmed by listening to synthesis samples that pruning Tacotron2 leads to shorter utterance duration as sparsity increases.

Furthermore, in the bottom plot and up to 80% sparsity, pruned Tacotron2 models have a much large F_0 mean variation (-20~7.5 Hz) compared to that of Transformer-TTS (-10~-15 Hz). Based on the above, we hypothesize that PARP on RNN-based models leads to unstable gradients through time during training, while Transformer-based models are easier to prune¹¹. Lastly, PARP on WaveGAN (red dotted line) has minimal effect on both metrics across sparsities, which again verifies that CNN-based models are highly prunable.

4.4. Does more finetuning data improve sparsity?

In [30], the authors attain pruned wav2vec 2.0 at much higher sparsity without WER increase given sufficient finetuning data (10h Librispeech split). Therefore, one question we had was, how much finetuning data is “good enough” for pruning end-to-end TTS? We did two experiments, and for each, we modify the amount of data in PARP’s Step 2, while keeping θ_0 as is (trained on full LJSpeech).

The first experiment result is Fig 5. Even at as high as 90% sparsity, 30% of finetuning data (~ 7.2 h) is enough for PARP to reach the same level of naturalness as full data¹². The other experiment is TTS-Augmentation for utilizing additional unspoken text (~ 100 h, no domain mismatch) for PARP’s Step 2. In Figure 3’s bottom plot,

¹¹This is exemplified in the pruning literature by the fact that there is little work on pruning RNN-based models.

¹²The effect of using less data to obtain θ_0 remains unclear.

we see TTS-Augmentations (dark & light green lines) bear minimal effect on the synthetic speech WERs. However, Table 1 indicates that TTS-Augmentation PARP+seq-aug does statistically improve PARP in naturalness and intelligibility subjective testings.

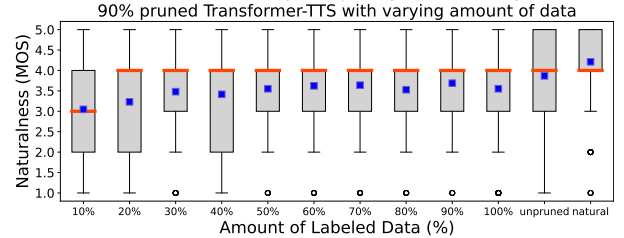


Fig. 5. Effect of amount of finetuning data in PARP’s Step 2 on MOS score. Model is 90% pruned Transformer-TTS.

4.5. Ablations

Knowledge Distillation hurts PARP Surprisingly, we found combining knowledge distillation from teacher model $f(\theta_D)$ with PARP significantly reduces the synthesis quality, see PARP+KD v.s. PARP in Table 1. Perhaps more careful tuning is required to make KD work.

Importance of θ_0 Bottom plot of Figure 3 (black dotted line) and Table 1 (PARP v.s. PARP-RI) demonstrate the importance of setting the initial model weight θ_0 . In both cases, we set θ_0 to random initialization (RI) instead of θ_D on LJSpeech.

Effectiveness of IMP Table 1 shows the clear advantage of PARP-P over IMP at high sparsities, yet PARP is not strictly better than IMP.

Table 1. A/B testing results. Each comparison is over 200 HITs. **Bold** numbers are statistical significant under pairwise z test.

Proposal	Baseline	Sparsity Level	Preference over Baseline	
			Naturalness	Intelligibility
pruned Transformer-TTS + unpruned Parallel WaveGAN				
PARP-P	PARP	90%	57%	66%
		95%	63%	64%
PARP+KD	PARP	70%	40%	43%
		90%	36%	27%
PARP-P	IMP	90%	53%	51%
		95%	64%	61%
PARP	IMP	30%	54%	58%
		50%	46%	54%
PARP	PARP-RI	90%	42%	37%
		10%	55%	57%
		30%	55%	53%
		50%	56%	67%
PARP+seq-aug	PARP	70%	53%	53%
		90%	60%	56%
		10%	58%	58%
		30%	52%	57%
		50%	44%	41%
		70%	57%	54%
		90%	51%	56%

5. REMARKS

Significance This work is scientific in nature, as most of our results arose from analyzing pruned models via large-scale experimentation and testing. In fact, we are less interested in answering questions like “how much can Tacotron2 be reduced to?”, and more curious about inquiries along the line of, “what are patterns/properties unique to end-to-end TTS?” Continuing in this direction should allow us to understand more in depth how end-to-end TTS models are trained.

Future Work We list a few possible extensions upon this work:

- Word-aware PARP (+ASR loss on melspec in PARP’s Step 2).
- Multi-lingual and multi-speaker TTS pruning.
- Why does over-parametrization benefits end-to-end TTS?
- Showing Lottery Ticket Hypothesis exist in end-to-end TTS.
- Design better model architecture with insights from sparsity.

6. REFERENCES

- [1] Xu Tan, Tao Qin, Frank Soong, and Tie-Yan Liu, “A survey on neural speech synthesis,” *arXiv preprint arXiv:2106.15561*, 2021.
- [2] Jonathan Frankle and Michael Carbin, “The lottery ticket hypothesis: Finding sparse, trainable neural networks,” *ICLR*, 2019.
- [3] Trevor Gale, Erich Elsen, and Sara Hooker, “The state of sparsity in deep neural networks,” *arXiv preprint arXiv:1902.09574*, 2019.
- [4] Davis Blalock, Jose Javier Gonzalez Ortiz, Jonathan Frankle, and John Gutttag, “What is the state of neural network pruning?,” *Conference on Machine Learning and Systems*, 2020.
- [5] Aaron van den Oord, Sander Dieleman, Heiga Zen, Karen Simonyan, Oriol Vinyals, Alex Graves, Nal Kalchbrenner, Andrew Senior, and Koray Kavukcuoglu, “Wavenet: A generative model for raw audio,” *arXiv preprint arXiv:1609.03499*, 2016.
- [6] Ryan Prenger, Rafael Valle, and Bryan Catanzaro, “Waveglow: A flow-based generative network for speech synthesis,” in *ICASSP*, 2019.
- [7] Nal Kalchbrenner, Erich Elsen, Karen Simonyan, Seb Noury, Norman Casagrande, Edward Lockhart, Florian Stimberg, Aaron Oord, Sander Dieleman, and Koray Kavukcuoglu, “Efficient neural audio synthesis,” in *ICML*, 2018.
- [8] Wei Ping, Kainan Peng, Kexin Zhao, and Zhao Song, “Waveflow: A compact flow-based model for raw audio,” in *ICML*, 2020.
- [9] Wei Ping, Kainan Peng, and Jitong Chen, “Clarinet: Parallel wave generation in end-to-end text-to-speech,” *ICLR*, 2019.
- [10] Jungil Kong, Jaehyeon Kim, and Jaekyoung Bae, “Hifi-gan: Generative adversarial networks for efficient and high fidelity speech synthesis,” *NeurIPS*, 2020.
- [11] Aaron Oord, Yazhe Li, Igor Babuschkin, Karen Simonyan, Oriol Vinyals, Koray Kavukcuoglu, George Driessche, Edward Lockhart, Luis Cobo, Florian Stimberg, et al., “Parallel wavenet: Fast high-fidelity speech synthesis,” in *ICML*, 2018.
- [12] Bohan Zhai, Tianren Gao, Flora Xue, Daniel Rothchild, Bichen Wu, Joseph E Gonzalez, and Kurt Keutzer, “Squeezewave: Extremely lightweight vocoders for on-device speech synthesis,” *arXiv preprint arXiv:2001.05685*, 2020.
- [13] Zhifeng Kong, Wei Ping, Jiaji Huang, Kexin Zhao, and Bryan Catanzaro, “Diffwave: A versatile diffusion model for audio synthesis,” *ICLR*, 2021.
- [14] Nanxin Chen, Yu Zhang, Heiga Zen, Ron J Weiss, Mohammad Norouzi, and William Chan, “Wavegrad: Estimating gradients for waveform generation,” *ICLR*, 2021.
- [15] Ryuichi Yamamoto, Eunwoo Song, and Jae-Min Kim, “Parallel wavegan: A fast waveform generation model based on generative adversarial networks with multi-resolution spectrogram,” in *ICASSP*, 2020.
- [16] Kainan Peng, Wei Ping, Zhao Song, and Kexin Zhao, “Non-autoregressive neural text-to-speech,” in *ICML*, 2020.
- [17] Chenfeng Miao, Shuang Liang, Minchuan Chen, Jun Ma, Shaojun Wang, and Jing Xiao, “Flow-tts: A non-autoregressive network for text to speech based on flow,” in *ICASSP*, 2020.
- [18] Kundan Kumar, Rithesh Kumar, Thibault de Boissiere, Lucas Gestin, Wei Zhen Teoh, Jose Sotelo, Alexandre de Brébisson, Yoshua Bengio, and Aaron Courville, “Melgan: Generative adversarial networks for conditional waveform synthesis,” *NeurIPS*, 2019.
- [19] Chenfeng Miao, Liang Shuang, Zhengchen Liu, Chen Minchuan, Jun Ma, Shaojun Wang, and Jing Xiao, “Efficienttts: An efficient and high-quality text-to-speech architecture,” in *ICML*, 2021.
- [20] Yi Ren, Yangjun Ruan, Xu Tan, Tao Qin, Sheng Zhao, Zhou Zhao, and Tie-Yan Liu, “Fastspeech: Fast, robust and controllable text to speech,” *NeurIPS*, 2019.
- [21] Yi Ren, Chenxu Hu, Xu Tan, Tao Qin, Sheng Zhao, Zhou Zhao, and Tie-Yan Liu, “Fastspeech 2: Fast and high-quality end-to-end text to speech,” *ICLR*, 2021.
- [22] Renqian Luo, Xu Tan, Rui Wang, Tao Qin, Jinzhu Li, Sheng Zhao, Enhong Chen, and Tie-Yan Liu, “Lightspeech: Lightweight and fast text to speech with neural architecture search,” in *ICASSP*, 2021.
- [23] Nanxin Chen, Yu Zhang, Heiga Zen, Ron J Weiss, Mohammad Norouzi, Najim Dehak, and William Chan, “Wavegrad 2: Iterative refinement for text-to-speech synthesis,” *Interspeech*, 2021.
- [24] Ben Hayes, Charalampos Saitis, and György Fazekas, “Neural wave-shaping synthesis,” *ISMIR*, 2021.
- [25] Jesse Engel, Lamtharn Hantrakul, Chenjie Gu, and Adam Roberts, “Ddsp: Differentiable digital signal processing,” *ICLR*, 2020.
- [26] Hainan Xu, Tongfei Chen, Dongji Gao, Yiming Wang, Ke Li, Nagen-dra Goel, Yishay Carmiel, Daniel Povey, and Sanjeev Khudanpur, “A pruned rnnlm lattice-rescoring algorithm for automatic speech recognition,” in *ICASSP*, 2018.
- [27] Dong Yu, Frank Seide, Gang Li, and Li Deng, “Exploiting sparseness in deep neural networks for large vocabulary speech recognition,” in *ICASSP*, 2012.
- [28] Yuan Shangguan, Jian Li, Qiao Liang, Raziq Alvarez, and Ian McGraw, “Optimizing speech recognition for the edge,” *arXiv preprint arXiv:1909.12408*, 2019.
- [29] Zhao Feng Wu, Ding Zhao, Qiao Liang, Jiahui Yu, Anmol Gulati, and Ruoming Pang, “Dynamic sparsity neural networks for automatic speech recognition,” in *ICASSP*, 2021.
- [30] Cheng-I Jeff Lai, Yang Zhang, Alexander H Liu, Shiyu Chang, Yi-Lun Liao, Yung-Sung Chuang, Kaizhi Qian, Sameer Khurana, David Cox, and James Glass, “Parp: Prune, adjust and re-prune for self-supervised speech recognition,” *NeurIPS*, 2021.
- [31] Naihan Li, Shujie Liu, Yanqing Liu, Sheng Zhao, and Ming Liu, “Neural speech synthesis with transformer network,” in *AAAI*, 2019.
- [32] Jonathan Shen, Ruoming Pang, Ron J Weiss, Mike Schuster, Navdeep Jaitly, Zongheng Yang, Zhifeng Chen, Yu Zhang, Yuxuan Wang, Rj Skerrv-Ryan, et al., “Natural tts synthesis by conditioning wavenet on mel spectrogram predictions,” in *ICASSP*, 2018.
- [33] Min-Jae Hwang, Ryuichi Yamamoto, Eunwoo Song, and Jae-Min Kim, “Tts-by-tts: Tts-driven data augmentation for fast and high-quality speech synthesis,” in *ICASSP*, 2021.
- [34] Alexei Baevski, Henry Zhou, Abdelrahman Mohamed, and Michael Auli, “wav2vec 2.0: A framework for self-supervised learning of speech representations,” *NeurIPS*, 2020.
- [35] Keith Ito and Linda Johnson, “The lj speech dataset,” <https://keithito.com/LJ-Speech-Dataset/>, 2017.
- [36] Vassil Panayotov, Guoguo Chen, Daniel Povey, and Sanjeev Khudanpur, “Librispeech: an asr corpus based on public domain audio books,” in *ICASSP*, 2015.

7. SUPPLEMENTARY MATERIALS

7.1. Philosophy

We clarify here again the philosophy of this piece of work – we are interested in quantifying the effects of sparsity on speech perceptions (measured via naturalness, intelligibility, and prosody), as there has not been any systematic study in this direction. The pruning methods, either PARP or IMP, are merely engineering “tools” to probe the underlying phenomenon. It is not too difficult to get higher sparsities or introduce fancier pruning techniques as noted in this study, yet they are less scientifically interesting at this moment.

7.2. IMP Implementation

Normally, IMPs are iterated many times depending on the training costs. In iteration i , the IMP mask from the previous iteration m_{i-1} is fixed, and only the remaining weights are considered in UMP. In other words, each iteration’s sparsity pattern is built on top of the that from the previous iteration. For simplicity, our IMP implementation only has 1 iteration. In some literature, this is termed One-Shot Magnitude Pruning OMP, though it is also not exactly our case due to our starting point is a fully trained model θ_D instead of a randomly initialized model.

7.3. TTS-Augmentation Implementations

We experimented with two TTS-Augmentation policies for PARP with initial model $f(\theta_D)$ trained on LJSpeech \mathcal{D} and additional unspoken text from Librispeech \mathbf{X}_u :

- PARP+seq-aug: synthesize \mathbf{X}_u with $f(\theta_D)$ to obtain $\mathcal{D}_u = (\mathbf{X}_u, f(\mathbf{X}_u; \theta_D))$. First, perform PARP’s Step 2 at target sparsity on \mathcal{D}_u with initial model weight θ_D . Obtain a pruned model with model weight $m_U \odot \theta_U^*$. Next, perform PARP’s Step 2 at target sparsity on \mathcal{D} with initial model weight $m_U \odot \theta_U^*$. Return $m_D \odot \theta_D^*$.
- PARP+mix-aug: synthesize \mathbf{X}_u with $f(\theta_D)$ to obtain $\mathcal{D}_u = (\mathbf{X}_u, f(\mathbf{X}_u; \theta_D))$. Directly perform PARP’s Step 2 on $(\mathcal{D}, \mathcal{D}_u)$ with initial model weight θ_D . Return $m_D \odot \theta_D^*$.

Table 2 is the subjective A/B testing results comparing the two augmentation policies at different sparsities. Although there is no statistical preference between the two, we note that pruned models with different augmentation policies do subjectively sound different from one another.

Table 2. TTS-Augmentation A/B testing results. Each comparison is over 200 HITs.

Proposal	Baseline	Sparsity	Preference over Baseline	
		Level	Naturalness	Intelligibility
pruned Transformer-TTS + unpruned Parallel WaveGAN				
PARP+seq-aug	PARP+mix-aug	10%	53%	-
		30%	55%	-
		50%	46%	-
		70%	47%	-
		90%	53%	-

7.4. Statistical Testing Result

Below are the results of running Mann-Whitney U test on our Naturalness MOS tests at a significance level $p \leq 0.05$, where \bullet indicates pair-wise statistically significant, and \square indicates the opposite. The order in x and y axes are shuffled due to our MOS test implementation. Cross reference with Figure 2, we have the following conclusions:

- PARP on Transformer-TTS + unpruned Parallel WaveGAN (Table 3): no pruned model is statistically better than the unpruned model, and pruned model is only statistically worse starting at 90% sparsity.
- PARP on Tacotron2 + unpruned Parallel WaveGAN (Table 4): 30% pruned model is statistically better than the unpruned model, and pruned model is only statistically worse starting at 90% sparsity.
- Unpruned Transformer-TTS + PARP on Parallel WaveGAN (Table 5): no pruned model is statistically better than the unpruned model, and no pruned model model is statistically worse either.
- Unpruned Tacotron2 + PARP on Parallel WaveGAN (Table 6): no pruned model is statistically better than the unpruned model, and pruned model is only statistically worse starting at 85% sparsity.

Based on the above statistical testings, we are *not* claiming that pruning definitely improves TTS training. Instead, at the right conditions, pruned models *could* perform better than the unpruned ones.

Table 3. PARP on Transformer-TTS + unpruned Parallel WaveGAN

	natural	70%	30%	natural	99%	90%	50%	95%	full	80%	75%	40%	85%	10%	20%	60%
natural	-															
70%	●	-														
30%	●	●	-													
natural	□	●	□	-												
99%	●	●	●	●	-											
90%	●	□	●	●	●	-										
50%	●	●	□	□	●	●	-									
95%	●	●	●	●	□	●	●									
full	●	□	□	●	●	●	□	●	-							
80%	●	□	●	●	●	□	●	●	●	-						
75%	●	□	□	●	●	●	□	●	□	●	-					
40%	●	●	□	□	●	●	□	●	□	●	□	-				
85%	●	□	●	●	●	□	●	●	□	□	●	●	-			
10%	●	●	□	□	●	●	□	●	□	●	□	□	●	-		
20%	●	□	□	●	●	●	□	●	□	●	□	□	□	□	-	
60%	●	□	□	●	●	●	□	●	□	●	□	□	●	□	□	-

Table 4. PARP on Tacotron2 + unpruned Parallel WaveGAN

	natural	70%	30%	natural	99%	90%	50%	95%	full	80%	75%	40%	85%	10%	20%	60%
natural	-															
70%	●	-														
30%	□	□	-													
natural	□	●	□	-												
99%	●	●	●	●	-											
90%	●	●	●	●	□	-										
50%	●	□	□	●	●	●	-									
95%	●	●	●	●	□	□	●	-								
full	●	□	●	●	●	●	□	●	-							
80%	●	□	●	●	●	●	□	●	□	-						
75%	●	□	□	●	●	●	□	●	□	●	-					
40%	□	□	□	□	●	●	□	●	□	□	□	-				
85%	●	□	●	●	●	●	□	●	□	□	□	□	-			
10%	●	□	□	●	●	●	□	●	□	□	□	□	□	-		
20%	●	□	□	●	●	●	□	●	□	□	□	□	□	□	-	
60%	●	□	□	●	●	●	□	●	□	□	□	□	□	□	□	-

Table 5. Unpruned Transformer-TTS + PARP on Parallel WaveGAN[illegible]

Table 6. Unpruned Tacotron2 + PARP on Parallel WaveGAN

	natural	60%	20%	natural	85%	40%	88%	full	75%	70%	30%	80%	full	10%	50%
natural	-														
60%	•	-													
20%	•	□	-												
natural	□	•	•	-											
85%	•	□	□	•	-										
40%	•	□	□	•	□	-									
88%	•	•	•	•	□	□	-								
full	•	□	□	•	•	•	•	-							
75%	•	□	□	•	•	□	•	□	-						
70%	•	□	□	•	□	□	•	□	□	-					
30%	•	□	□	•	□	□	•	□	□	□	-				
80%	•	□	□	•	□	□	•	□	□	□	□	-			
full	•	□	□	•	•	•	•	□	□	□	□	□	-		
10%	•	□	□	•	□	□	•	□	□	□	□	□	□	-	
50%	•	□	□	•	•	□	•	□	□	□	□	□	□	□	-