

UNIVERSALITY OF STRETCHING SEPARATION

 David Baumgartner

david.baumgartner@tugraz.at

 Günter Brenn

guenter.brenn@tugraz.at

 Carole Planchette*

carole.planchette@tugraz.at

Institute of Fluid Mechanics and Heat Transfer, Graz University of Technology, A-8010 Graz, Austria

October 4, 2021

ABSTRACT

We develop a parameter-free model for the fragmentation of drops colliding off-center. The prediction is excellent over a wide range of liquid properties. The so-called stretching separation is attributed to the extension of the merged drop above a critical aspect ratio of 3.25. The evolution of this aspect ratio is influenced by the liquid viscosity and can be interpreted via an energy balance. This approach is then adapted to drop-jet collisions, which we model as consecutive drop-drop collisions. The fragmentation criterion is similar the one observed at drop-drop collisions, while the evolution of the stretched jet aspect ratio is modified to account for the different flow fields and geometry.

Keywords drop-drop collisions · drop-jet collisions · in-air microfluidics · stretching separation · viscosity

Collisions of two or more droplets of one single liquid in a gaseous environment is a common phenomenon whose importance motivated many theoretical [Roisman et al., 2009, Roisman, 2009], numerical [Sun et al., 2015, Moqaddam et al., 2016, Huang et al., 2019, Li, 2016] and experimental [Brenn et al., 2001, Brenn and Kolobaric, 2006, Pan et al., 2009] studies. It may cause droplets to permanently coalesce and trigger rainfall [Jayaratne and Mason, 1964]. It may also lead to fragmentation and therefore to the formation of drops with different sizes and trajectories. These phenomena also occur in industrial processes, which produce or employ drops, such as coating, injection, cooling,...[Brenn et al., 1996]. The consequences depend on the application, but can be severe. It may alter the active delivery from spray-dried particles or modify the intake of pesticide sprayed onto crops. Thus, if not controlled, the collision outcomes must be predicted. Results across multiple studies reveal that coalescence, bouncing, reflexive and stretching separations are the four main outcomes of drop-drop (D-D) collisions. Which outcome is obtained depends on the collision parameters and on the liquid drop behaviour. The latter is characterised by the drop Ohnesorge number $Oh_d = \mu_d / \sqrt{\rho_d \sigma_d D_d}$, which compares the relative importance of the capillary, spring-like contribution to the viscous, dashpot-like contribution. Here, μ_d , ρ_d , σ_d and D_d are the drop liquid viscosity, density, surface tension and the drop diameter, respectively. Note that Oh_d is independent from U , the relative drop velocity. Classically, regime maps are represented for a fixed Oh_d using the dimensionless impact parameter, which quantifies the collision eccentricity, and the drop Weber number $We_d = \rho_d D_d U^2 / \sigma_d$, which represents the ratio of inertia over capillarity [Ashgriz and Poo, 1990, Jiang et al., 1992, Qian and Law, 1997, Saroka and Ashgriz, 2015]. This letter focuses on off-centre drop collisions, more precisely on the stretching separation causing the fragmentation of the otherwise permanently merged drop. To date, and despite parameter adjustments, the existing models have limited validity ranges [Pan et al., 2019, Rabe et al., 2010, Gotaas et al., 2007, Finotello et al., 2017]. More recently, Al-Dirawi et al. [2021] proposed a new model. Yet, its derivation is empirical and its applicability remains limited to $0.02 < Oh_d < 0.14$. We solve this problem and based on energy balance establish a unique, general and robust model predicting the stretching separation for D-D collisions valid at least for $0.008 < Oh_d < 0.325$.

The concept of stretching separation is then extended to drops colliding with a continuous jet. These collisions, also called in-air microfluidics, create well-defined liquid structures [Baumgartner et al., 2019]. Combined with a subsequent

*Corresponding author

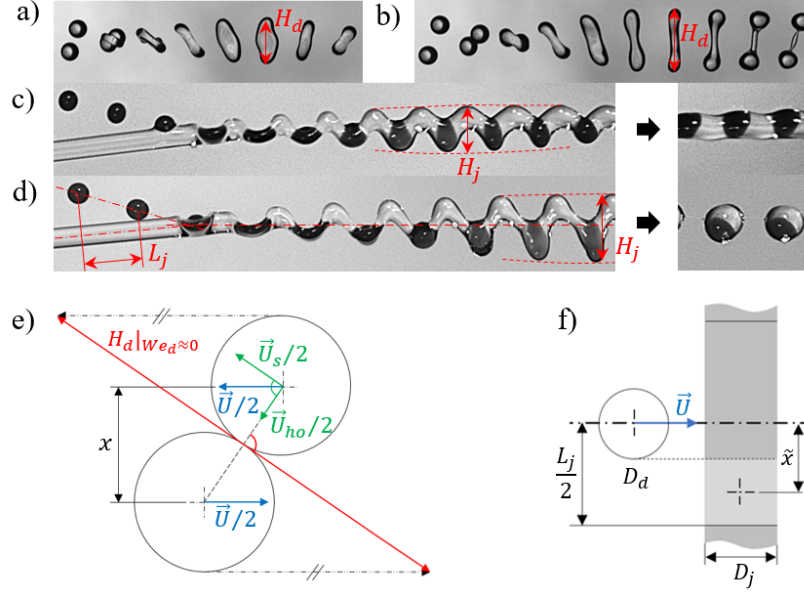


Figure 1: D-D collision in (a) coalescence ($D_d = 341\mu\text{m}$, $X=0.41$ $We_d = 31.5$ $Oh_d = 0.033$) and (b) stretching separation ($D_d = 340\mu\text{m}$, $X=0.61$ $We_d = 31.3$ $Oh_d = 0.033$). D-J collision in (c) drops-in-jet ($D_d = 275\mu\text{m}$, $\tilde{X} = 1.64$ $We_d = 30$ $Oh_j = 0.246$) and (d) capsules ($D_d = 292\mu\text{m}$, $\tilde{X} = 1.86$ $We_d = 48$ $Oh_j = 0.246$). Collision eccentricity for (e) D-D collisions: $X = x/D_d$ and (f) D-J collisions: $\tilde{X} = 2\tilde{x}/D_j$.

solidification step, advanced fibres or capsules are continuously produced with high precision and throughput [Visser et al., 2018], opening the paths to new applications. Yet, studies on drop-jet (D-J) collisions remain rather rare. Chen et al. [2006] investigated the out-of-plane collisions of water drops with a water jet, followed by Planchette et al. [2018], who worked with immiscible liquid pairs on in-plane collisions. In this case, the outcomes were classified according to the fragmentation of either the drops, the jet, both phases, or none. While the drop fragmentation limit has been recently studied [Baumgartner et al., 2020a,b], the one of the jet remains poorly explained. We show that it is caused by its excessive stretching and can be predicted by considering the D-J collisions as a succession of off-center D-D collisions.

While different in nature, D-D and D-J collisions show similarities evidenced by Fig. 1. All pictures are obtained with a stroboscopic illumination at the drop production frequency (recording "standing" pictures) and are thus made of tens to hundreds superimposed collisions. Details about the experiments are given in Appendix A. Here and thereafter, subscript d corresponds to drop liquid properties and parameters while j refers to those of the jet.

Let us first focus on D-D collisions. Our model is based on two ingredients: (i) a fragmentation criterion, which corresponds to a critical value of $\Psi_d = \max[H_d(t)/D_d]$, the maximum dimensionless drop extension (see Fig. 1 (a) and (b)) and (ii) a function, which describes the variations of Ψ_d with the liquid properties and collision parameters. We use three liquids: water (W, $0.98\text{mPa}\cdot\text{s}$, $72.5\text{mN}\cdot\text{m}^{-1}$), an aqueous glycerol solution (G, $5.1\text{mPa}\cdot\text{s}$, $68.0\text{mN}\cdot\text{m}^{-1}$) and silicone oil (SO, $18.5\text{mPa}\cdot\text{s}$, $20.5\text{mN}\cdot\text{m}^{-1}$) and vary the drop diameter between $175\mu\text{m}$ and $367\mu\text{m}$, covering $0.008 < Oh_d < 0.325$. The liquid properties are shown in Appendix B. The relative velocity U ranges from $1.9\text{m}\cdot\text{s}^{-1}$ to $5.4\text{m}\cdot\text{s}^{-1}$ corresponding to $15 < We_d < 265$. $H_d(t)/D_d$ is then measured for several instants after the collision and as illustrated in Appendix B, fitted with a third-order polynomial to obtain Ψ_d , its maximum value. We verify that the separation threshold corresponds to a constant critical value of Ψ_d of 3.25 (dashed line in Fig 2(a)), in agreement with the numerical results of Saroka and Ashgriz [2015] and the recent experimental findings of Al-Dirawi et al. [2021]. This provides the fragmentation criterion (i). Note that, this value remarkably close to π , the theoretical one [Rayleigh, 1892], is obtained by normalizing the critical extension with the initial diameter of one drop, as done by Saroka and Ashgriz [2015] and Al-Dirawi et al. [2021]. Assuming a cylindrical shape and using volume conservation lead to a critical value of more than 5, well above the one of Plateau-Rayleigh.

We then derive the evolution of Ψ_d with the liquid properties and collision parameters, i.e the second ingredient of our approach. We consider a purely geometric contribution $\Psi_d|_{We_d \approx 0}$ and an inertial one $\Psi_d|_{We_d \neq 0}$. The relative velocity U is projected parallel (\vec{u}_{ho}) and normally (\vec{u}_s) to the line connecting the two drop centers at the instant of contact (see Fig. 1(e)). The merged drop is elongated without inertial stretching along \vec{u}_s . This elongation

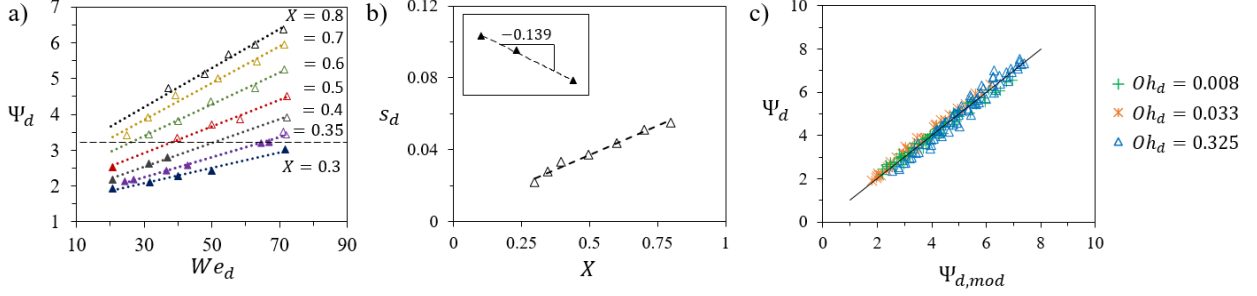


Figure 2: D-D collisions: (a) Ψ_d as a function of We_d for $Oh_d = 0.033$ and different X . Coalescence (full symbols) and separation (empty symbols). (b) $s_d = \partial\Psi_d/\partial We_d$ from (a). Inset: $\log(s_d/X)$ against $\log(Oh_d)$ for all experiments ($0.008 < Oh_d < 0.325$). (c) Experiments versus model - Eq. (2) for $0.008 < Oh_d < 0.325$.

contributes to Ψ_d in the form of a purely geometric term $\Psi_d|_{We_d \approx 0} = H_d|_{We_d \approx 0}/D_d$, the normalized length of the red segment in Fig. 1(e). As shown in Appendix D, $\Psi_d|_{We_d \approx 0} = (X + 1)/\sqrt{1 - X^2}$ and can be well approximated by $\Psi_d|_{We_d \approx 0} \approx 2.7X + 0.5$ for $0.3 < X < 0.8$. The inertial contribution is obtained by considering that some of the initial kinetic energy ($= \pi\rho_d D_d^3 U^2/24$) is converted into surface energy of the stretched drop ($\approx \sigma_d \pi H_d D_d$) providing at first order $\Psi_d|_{We_d \neq 0} \approx f(X, Oh_d) We_d/24$ with $f(X, Oh_d)$ a function that accounts for the "relevant inertia". Here the "relevant inertia" is the one that causes the merged drop to stretch. Obviously, it corresponds to the inertia of the almost unaffected drop portions that continue on their initial trajectories. A first correction must account for their reduced mass (or volume). Neglecting strong distortion, each portion volume is given by $V = (3X^2 - 2X^3)V_d$ with V_d the volume of one drop, see Appendix D. After linearization, we obtain $V/V_d \approx (1.4X - 0.2)$ and thus, a linear variation of $f(X, Oh_d)$ with X . To go further, the viscous losses must be estimated.

Establishing the quantitative expression of this second correction is rather complex and we decide here to use the numerical findings of Finotello et al. [2017]. The computed normalized remaining energy is replotted as a function of X and Oh_d , see Appendix E. It provides $f(X, Oh_d) \approx 0.31X Oh_d^{-0.18}$, in agreement with the expected linear variation of f with X . As a consequence, we obtain $\Psi_d|_{We_d \neq 0} \approx 0.31/24 Oh_d^{-0.18} X We_d$ and thus the theoretical model:

$$\Psi_{d,th} = \alpha_{d,th} Oh_d^{m_{th}} X We_d + \beta_{d,th} X + \gamma_{d,th} \quad (1)$$

The constants $\beta_{d,th} = 2.7$ and $\gamma_{d,th} = 0.5$ come from $\Psi_d|_{We_d \approx 0}$ and are expected to be correct. $\alpha_{d,th} = 0.31/24 \approx 0.013$ and $m_{th} = -0.18$ originate from $\Psi_d|_{We_d \neq 0}$ and thus, from the estimation of the "relevant inertia". Due to the uncertainty of the computed findings, the approximation caused by linearization and the crude estimation of the stretched drop surface energy, these two constants are probably not quantitatively well predicted. We test the scaling of our theoretical model (Eq. (1)) by plotting the experimental data Ψ_d as a function of We_d for different X . While these curves are obtained for all experiments ($0.008 < Oh_d < 0.325$), only those corresponding to $Oh_d = 0.033$ are shown in Fig. 2(a). Note that the line corresponding to $\Psi_d = 3.25$ separates well the coalescence (empty symbols) from the separation (full symbols). In agreement with Eq. (1), Ψ_d increases linearly with We_d . Saroka and Ashgriz [2015], who numerically studied water drop collisions, reported similar variations. Further, for a given Oh_d and fixed X , the curve slopes s_d are linear in X (Fig. 2(b)) as expected by Eq. (1) (first term). Repeating the experiments with three liquids and thus three Oh_d , we find that $a_d = s_d/X$ is equal to 0.078 for W ($Oh_d = 0.008$), 0.066 for G ($Oh_d = 0.033$) and 0.047 for SO ($Oh_d = 0.325$), and thus decreases with increasing Oh_d . The scaling $a_d \propto Oh_d^{-0.14}$ (see dashed line in the insert of Fig. 2(b)) is reasonably well captured by Eq. (1), which predicts $a_d \propto Oh_d^{-0.18}$.

To obtain a quantitative model, the experimental results Ψ_d are fitted by $\Psi_{d,mod} = \alpha_{d,mod} Oh_d^{m_{mod}} X We_d + \beta_{d,mod} X + \gamma_{d,mod}$. There, only m_{mod} and $\alpha_{d,mod}$ are adjusted while $\beta_{d,mod}$ and $\gamma_{d,mod}$ are taken equal to $\beta_{d,th}$ and $\gamma_{d,th}$, see Fig. 2(c). We obtain an excellent agreement with:

$$\Psi_{d,mod} = 0.041 Oh_d^{-0.128} X We_d + 2.7X + 0.5 \quad (2)$$

The discrepancy between m_{th} and m_{mod} (28%) could originate from the integration by Finotello et al. [2017] of the losses over the whole process instead of the first instants, see Appendix E for details. The fit also provides $\alpha_{d,mod} = 0.041$, while the theory gives $\alpha_{d,th} = 0.013$. The difference (factor 3) can be explained by the crude estimation of the stretched drop surface. All constants being the same for $0.008 < Oh_d < 0.325$, the validity of Eq. (2) is very wide. The agreement is also excellent while using the data of Al-Dirawi et al. [2021] (not shown). This indeed indicates that the stretching separation is not purely inertial as previously reported Al-Dirawi et al. [2021]. In fact, the authors probed less We_d over a smaller range of Oh_d , which did not allow to identify the variations of $\partial\Psi_d/\partial X$ with

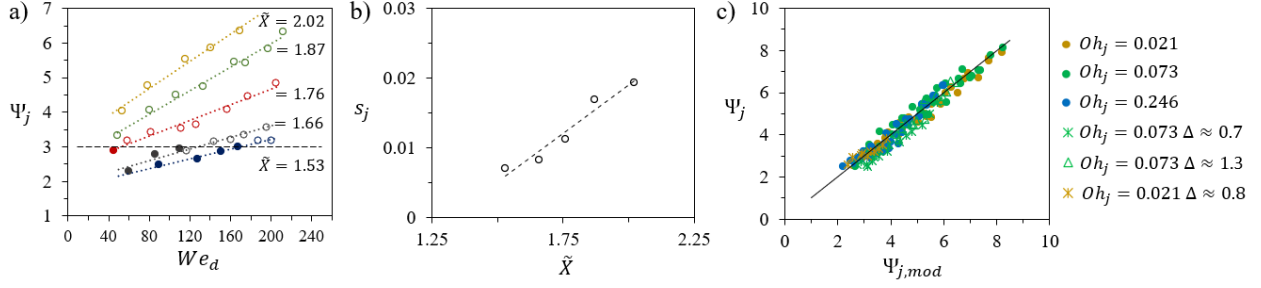


Figure 3: D-J collisions: (a) Ψ_j against We_d for different \tilde{X} , $Oh_j = 0.246$ and $\Delta = 1.0$. Coalescence (full symbols) and separation (empty symbols). (b) $s_j = \partial\Psi_j/\partial We_d$ against \tilde{X} from (a). (c) Experiments versus model for - Eq. (3) with $0.021 < Oh_j < 0.25$ and $0.7 < \Delta < 1.3$.

Oh_d . We then predict the separation threshold in the form of an (X, We_d) relation by fixing in Eq. (2) $\Psi_{d,mod}$ to its critical value of 3.25. The results are compared to those of the literature, see Fig. 4(a). First of all, for all considered Oh_d the predicted thresholds (lines) perfectly match the experimental ones (symbols). We further observed a very good agreement to previously proposed models, which involved adjusted parameters while being limited to given Oh_d [Jiang et al., 1992, Ashgriz and Poo, 1990, Finotello et al., 2017, Gotaas et al., 2007]. We recall, that with our approach, no parameter is adjusted to cover collisions with $0.008 < Oh_d < 0.325$.

Let us now apply these results to D-J collisions. There, the drops are always made of G, the aqueous glycerol solution, while silicone oils of various viscosities are used for the jet. The jet diameter is equal to $280 \pm 10 \mu m$, resulting in jet Ohnesorge numbers $0.02 < Oh_j = \mu_j/\sqrt{\rho_j D_j \sigma_j} < 0.25$. The droplet diameter varies between $190 \mu m$ and $370 \mu m$, leading to diameter ratios $0.7 < \Delta = D_d/D_j < 1.3$. The relative impact velocity \vec{U} ($3 \text{ m}\cdot\text{s}^{-1} < |\vec{U}| < 8 \text{ m}\cdot\text{s}^{-1}$) is adjusted to be perpendicular to the jet axis. In former studies [Planchette et al., 2018, Baumgartner et al., 2020a,b], the spatial period of the jet L_j was normalized by D_j and used to build a pseudo-Rayleigh criterion. A critical value of 2 was found to roughly describe the jet fragmentation threshold in the limit of moderate jet viscosity. Here, the analogy with D-D collisions requires the introduction of a new parameter to quantify the eccentricity of the successive collisions. As sketched in Fig. 1(f), these collisions involve a drop and the jet portions found before and after this drop. Thus, the distance between the center of mass of the drop and one jet portion is given by $\tilde{x} = (L_j + D_d)/4$. This distance is counted twice since the drop interacts with the jet sections before and after. Using D_j for normalization, the equivalent impact parameter reads $\tilde{X} = (L_j + D_d)/(2D_j)$.

We record several D-J collisions and define, similarly to $H_d(t)/D_d$, the dimensionless extension of the jet = $H_j(t)/D_j$ measured perpendicularly to the final drop-jet trajectory (Fig. 1(c) and (d)). Its temporal evolution is fitted by a third-order polynomial providing its maximum value $\Psi_j = \max(H_j(t)/D_j)$, for an example see Appendix B.

We first confirm that the jet fragmentation corresponds to a critical value of Ψ_j , see Fig. 3(a)). Interestingly, this critical value is 3.0, thus remarkably close to the one found for the D-D stretching separation and underlines the relevance of our analogy. We then plot for different \tilde{X} , the evolution of Ψ_j with We_d and evidence a linear dependency as for Ψ_d for D-D collisions. The curve slopes, s_j , are again linear in \tilde{X} and increase with Oh_j . For D-J collisions, the relevant Ohnesorge number is the one of the jet liquid, since the viscous losses mainly take place in the interstitial jet portions, which are the most stretched. We therefore propose to describe the jet stretching as:

$$\Psi_{j,mod} = \alpha_j Oh_j^n \tilde{X} We_d + \beta_j Oh_j^n \tilde{X} + \gamma_j \quad (3)$$

Here again, α_j , β_j and γ_j are constants. The first term accounts for the drop inertia educed by viscous losses taking place in the jet only. The last two terms correspond to geometrical effects. As shown in Fig. 3(c), the agreement is again very good. The fit provides -0.10 for the exponent n , close to -0.128 found for m_{mod} and therefore supports the assumption that the viscosity (of drop and jet) plays despite different geometries, a similar role in both processes (D-D and D-J collisions, respectively). α_j , β_j and γ_j are found to be +0.0066, +3.98, and -5.85, respectively. The slight deviation observed for D-J could have several origins. First of all, the system center of mass is approximated by the one of the jet, which slightly affects the collision inertia. Second, immiscible liquids are used, which modify the flow field and thus the viscous losses. Due to the lack of existing data, Eq. (3) could not yet be tested against results obtained with miscible liquids. It should definitively be done in future investigations. Finally and despite its similarities, the process itself is different. For D-J collisions, the system is continuous, and mainly shear occurs between the colliding elements. For D-D, the drop pairs constitute a close system, which can rotate around their center of mass, consuming part of the available inertia.

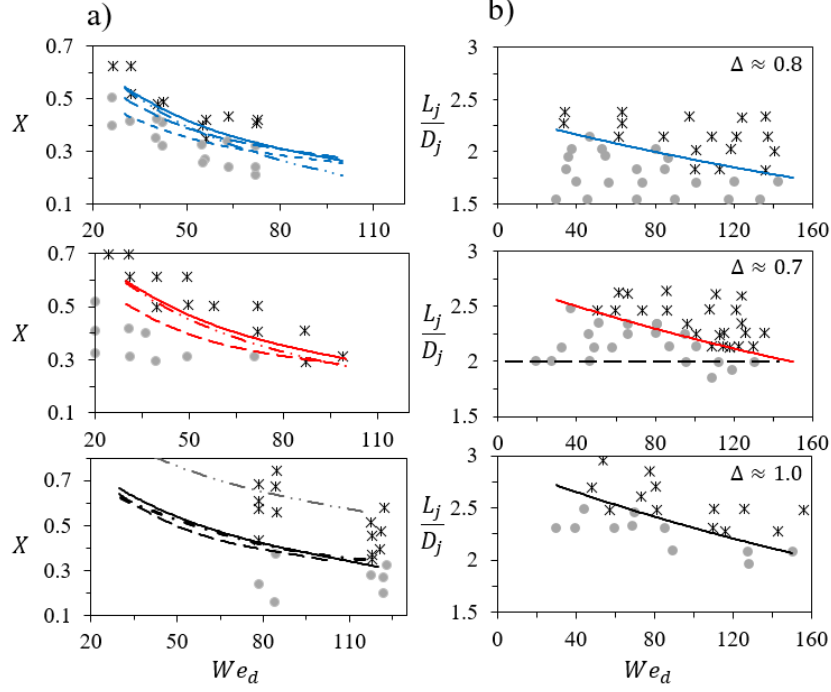


Figure 4: (a) D-D collisions: Separation transition for $Oh_d = 0.008$ (top), $Oh_d = 0.033$ (middle) and $Oh_d = 0.325$ (bottom) with coalescence (circles) and separation (stars). Solid lines: Eq. (2) with $\Psi_{d,mod} = 3.25$, dashed lines: Jiang et al. [1992], dash-double-dotted lines: Finotello et al. [2017], dotted line: Ashgriz and Poo [1990] and dot-dashed line: Gotaas et al. [2007]. (b) D-J collisions: Transition between continuous (circles) and fragmented jet (stars) for $Oh_j = 0.021$ (top), $Oh_j = 0.073$ (middle) and $Oh_j = 0.246$ (bottom). Solid lines: Eq. (3) with $\Psi_{j,mod} = 3.0$. Dashed line (middle): former criterion $L_j/D_j = 2$.

To explain why, in contrast to $\Psi_d|_{We_d \approx 0}$, $\Psi_j|_{We_d \rightarrow 0} = \beta_j Oh_j^n \tilde{X} + \gamma_j$ is a function of Oh_j , it is useful to recall that Ohnesorge numbers can be seen as the ratio of a bulk motion timescale, $t_\mu = \mu_j D_j / \sigma_j$ [Stone and Leal, 1989], and an interfacial timescale, $t_\sigma = \sqrt{\rho_j D_j^3 / \sigma_j}$ [Rayleigh, 1892]. At intermediate timescales, when Ψ_j is measured, the morphology of the compound jet depends on their relative kinetics and therefore on the jet liquid properties via its Ohnesorge number. For high Oh_j , $t_\mu > t_\sigma$, the capillary effects are fast enough to significantly flatten the outer jet surface, leading to small $\Psi_j|_{We_d \rightarrow 0}$. The contrary happens for small Oh_j . We also verify that increasing L_j or D_d as well as decreasing D_j (thus increasing \tilde{X}) lead - as expected - to greater $\Psi_j|_{We_d \rightarrow 0}$.

Note that, given the definition of \tilde{X} and the value of β_j , γ_j must be negative to represent separated successive and not overlapping drop collisions. We verify that $\Psi_j|_{We_j \rightarrow 0} > 1$ in all experiments.

As for D-D collisions, fixing $\Psi_{j,mod}$ to 3.0 in Eq. (3) enables to predict the transition between continuous (circles) and fragmented jet (diamonds), see solid lines in Fig. 4(b). The agreement between the model (solid lines) and the experiments (symbols) is very good, significantly better than with the former criterion of $L_j/D_j \approx 2.0$ (horizontal dashed line). It is valid over a wide range of Oh_j ($0.021 < Oh_j < 0.246$) and for different drop and jet diameters ($0.7 < \Delta < 1.3$) without adjusting any parameter. For additional results representing the separation transition at D-J collisions, and comparing the model and the experiments, see Appendix G.

In conclusion, we have investigated off-centered drop-drop and drop-jet collisions and found a universal model for the transition between coalescence and fragmentation caused by stretching separation. Our approach is based on (i) a simple transition criterion: a critical drop or jet extension of 3.25 or 3.0, and (ii) the evolution of this drop or jet extension with the liquid properties and collision parameters. In contrast to other models of drop-drop collisions, our model remains valid for a wide range of Ohnesorge numbers - at least over $0.008 < Oh_d < 0.325$ - without adjusting any parameter. For drop-jet collisions, our model is valid at least for $0.02 < Oh_j < 0.25$ and $0.7 < \Delta < 1.3$ with a precision going far beyond the existing approach based on a critical L_j/D_j . The similarities between the collision morphologies, the transition criterion ($\Psi_d = 3.25$ and $\Psi_j = 3.0$), and the evolution of the maximum drop or jet extension (linear in We_d ,

linear in X or \tilde{X} and modulated by Oh to the power of m or n) underline the universality of our approach and of the so-called stretching separation. It could certainly be successfully applied to further situations, such as miscible D-J collisions and beyond.

Acknowledgment

We would like to thank the Austrian Science Fund (FWF) for the financial support under Grant No. P31064-N36.

A Experimental set-up and problem parameters

All drop-drop (D-D) and drop-jet (D-J) collisions are carried out with the same set-up depicted in Fig. 5. For D-D collisions, both droplet generators [Brenn et al., 1996] are excited with the same frequency f_d (D-D; $5kHz < f_d < 22kHz$ and D-J; $8kHz < f_d < 24kHz$) while for D-J collisions, only one of the two generators (DG1) is activated, the second one being used as a simple orifice. An LED flash light (illumination) is synchronized with f_d to generate frozen collision pictures. Each picture therefore corresponds to tens to hundreds flashes of approximately $100ns$ each and is thus made of tens to hundreds superimposed collisions. The liquids are supplied with two independent pressurized tanks. Two different cameras record collision pictures in front (Cam1) and orthogonal (Cam2) view. Pictures generated with Cam1 (camera resolution up to $4\mu m$ per pixel) are used for the measurements of Ψ_d and Ψ_j . Cam2 is primarily used to control the alignment in the collision plane of the drop and jet trajectories, which are adjusted with microtraverses.

Fig. 6 graphically shows the geometrical and kinetic parameters introduced for (a) D-D and (b) D-J collisions. All geometrical parameters are extracted from recorded pictures with the public-domain software ImageJ. D_d and D_j stand for the drop and jet diameter, respectively. For D-D collisions, $L_{d,1}$ and $L_{d,2}$ correspond to the distance between two consecutive drops of the left and right droplet stream, and α ($18^\circ < \alpha < 50^\circ$) represents the collision angle. $X = x/D_d$ is the dimensionless impact parameter of the collision. It is defined as the distance between the drop centers normalized by their diameter. The droplet velocities $\vec{u}_{d,1}$ and $\vec{u}_{d,2}$ are calculated with $\vec{L}_{d,1}f_d$ and $\vec{L}_{d,2}f_d$, respectively and vary between $3ms^{-1}$ and $10ms^{-1}$. The relative impact velocity \vec{U} is then given by $\vec{U} = \vec{u}_{d,2} - \vec{u}_{d,1}$.

For D-J collisions, α ($15^\circ < \alpha < 60^\circ$) is the collision angle and L_d the distance between two consecutive drops. The spatial period of the jet and is defined as $L_j = |\vec{u}_j|/f_d$, where $|\vec{u}_j|$ is the absolute value of flow-rate equivalent jet velocity ($3.5ms^{-1} < |\vec{u}_j| < 11.5ms^{-1}$). It is calculated from the measured mass flow rate knowing the liquid density and jet section. $\vec{u}_d = \vec{L}_d f_d$ is the drop velocity and ranges between $5ms^{-1}$ and $13ms^{-1}$. The relative impact velocity $\vec{U} = \vec{u}_d - \vec{u}_j$. Its parallel component $U_{||} = u_d \cos(\alpha) - u_j$ is set close to zero, more precisely, in this work $U_{||} < 0.1U$. Further information can also be found in Baumgartner et al. [2020a,b].

B Liquid properties

The density ρ , the dynamic viscosity μ and the surface tension σ (against the environment) of the liquids, as well as their abbreviation (Abbr.) and usage (Appl.) are shown in Table 1. Deionized water (W) was used as well as an aqueous

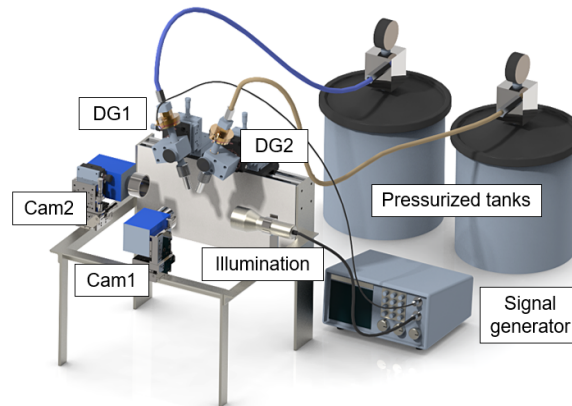


Figure 5: Experimental set-up for D-D and D-J collisions.

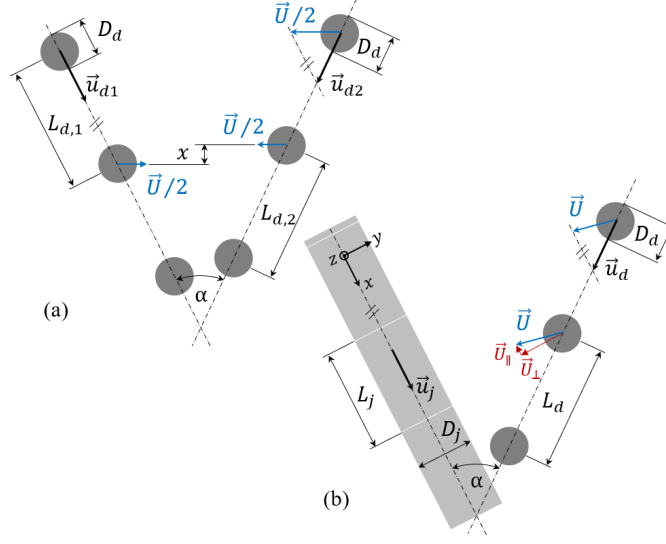


Figure 6: Geometrical and kinetic parameters of (a) D-D and (b) D-J collisions.

 Table 1: The liquids abbreviation, usage and properties measured at an ambient temperature of $T = 23 \pm 2^\circ\text{C}$

Abbreviation	Usage	Density ρ (kg m^{-3})	Dynamic viscosity μ (mPa s)	Surface tension σ mN m^{-1}
W	Drop	995 ± 2	0.98 ± 0.02	72.5 ± 0.5
G	Drop	1125 ± 10	5.10 ± 0.15	68 ± 2
SO1	Jet	845 ± 2	1.40 ± 0.05	17 ± 0.5
SO3	Jet	887 ± 5	2.73 ± 0.05	18.5 ± 0.5
SO5	Jet	908 ± 5	5.10 ± 0.10	19.5 ± 0.5
SO20	Drop/Jet	949 ± 5	18.50 ± 0.50	20.5 ± 1

glycerol solution (G) prepared with 50% mass fraction of glycerol ($\geq 98\%$, Carl Roth GmbH, Germany). For the jet liquid, silicone oils (SO-x) from Carl Roth GmbH (Germany) and IMCD South East Europe GmbH (Austria) were either used as received or mixed to obtain the desired viscosity (x in mPa.s). Note that SO20 corresponds to the silicone oil used for D-D collisions. For D-J collisions, the drops were dyed with Indigotin 85 (E 132, BASF, Germany) at a concentration of 1 g/l. The dye was added to the aqueous glycerol solution before the liquid properties were measured, see Table 1. The interfacial tension between jet and drop liquid was measured $\sigma_{int} = 32 \pm 3 \text{ mN m}^{-1}$, confirming the total wetting of the drops by the jet.

C Measurement of Ψ from $H(t)/D$

Fig. 7 illustrates how Ψ_d (respectively Ψ_j) are deduced from the temporal evolution of the drop (jet) distortion $H_d(t)/D_d$ ($H_j(t)/D_j$). The latter is first experimentally measured (crosses) and then fitted with a third order polynomial (dash dotted lines). The regression coefficients being always close to 1.0, the maximum of the fit function provides a very good estimation of Ψ_d and Ψ_j .

D Non-interacting volume

For D-D collisions, assuming the drops neither significantly rotate nor deform, the non-interacting volume V can be identified with the one of the external spherical cap (see dark areas in Fig. 8(a)). It yields $V = V_d(3X^2 - 2X^3)$, where $V_d = D_d^3\pi/6$ is the volume of one drop. The evolution of V/V_d with X is potted in Fig. 8(b). Within the range of our experiments ($0.3 < X < 0.8$), it can be estimated by the linear function $V/V_d = 1.4X - 0.2$, green dashed line in Fig. 8(b). The linear coefficient of determination $R^2 = 0.998$.

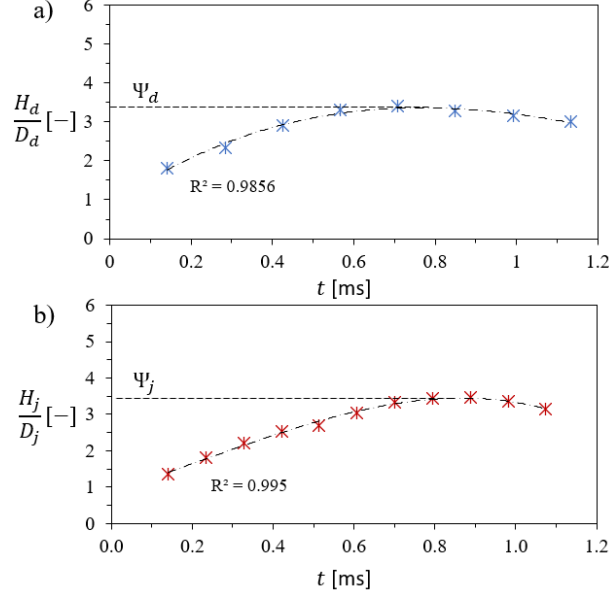


Figure 7: (a) $H_d(t)/D_d$ for a D-D collision with $Oh_d = 0.033$; $We_d = 31.3$ and $X = 0.61$ and (b) $H_j(t)/D_j$ for a D-J collision with $Oh_j = 0.246$; $We_d = 81.3$ and $\tilde{X} = 1.76$.

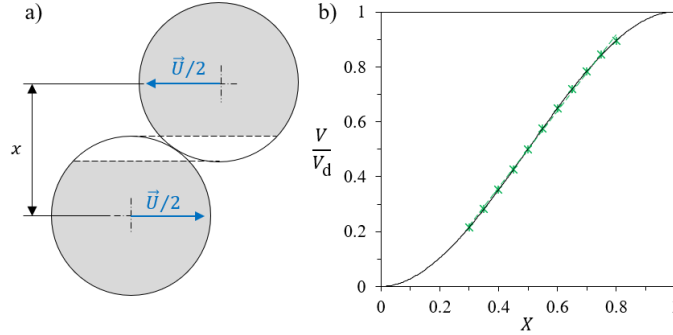


Figure 8: (a) Sketch showing (dark) the non-interacting drop volumes V at the instant of contact. (b) V/V_d as a function of X (black solid line). Green dashed line: the linear fit obtained over $0.3 < X < 0.8$.

E Geometrical term

Here we derive the geometrical term of Eq. (1) by considering a quasi-static collision. When the drops come into contact, their velocity can be projected along the line joining their centers \vec{U}_{ho} and perpendicularly to it \vec{U}_s , see Fig. 9(a). The former component \vec{U}_{ho} is mostly responsible for "head-on" like deformation - schematically leading to a lamella surrounded by a toroidal rim - and does not directly contribute to the stretching. In contrast, the latter one, \vec{U}_s , stretches the merged drop. The corresponding drop extension $H_d|_{We_d \approx 0}$ can thus be estimated by the distance separating the drop extremities after projection along \vec{U}_s , see red line in Fig. 9(a). This length is given by $H_d|_{We_d \approx 0} = (x + D_d)/\sqrt{1 - X^2}$, providing, after normalization, $\Psi_d|_{We_d \approx 0} = (X + 1)/\sqrt{1 - X^2}$, which is plotted in Fig. 9 (b) (black solid line). Within the limits of the coalescence/stretching separation ($0.3 < X < 0.8$), it can be well approximated by a linear function (dashed green line). The latter corresponds to $\Psi_d|_{We_d \approx 0} = 2.7X + 0.5$ with a regression coefficient of $R^2 = 0.946$. It perfectly corresponds to the geometrical term found in Eq. (1).

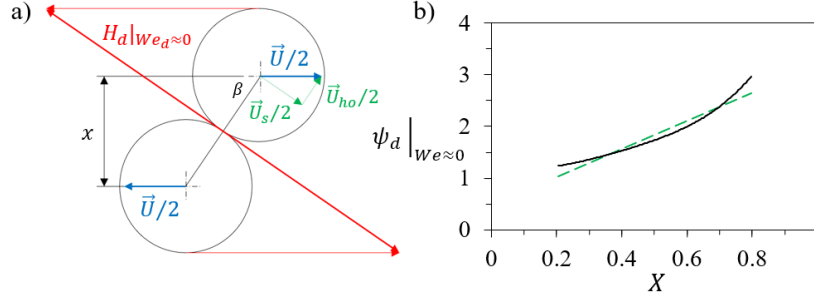


Figure 9: (a) Illustration of the instant of drop contact, showing \vec{U}_{ho} and \vec{U}_s . (b) $\Psi_d|_{We_d \approx 0}$ against X (black solid line) and the linear fit (green dashed line).

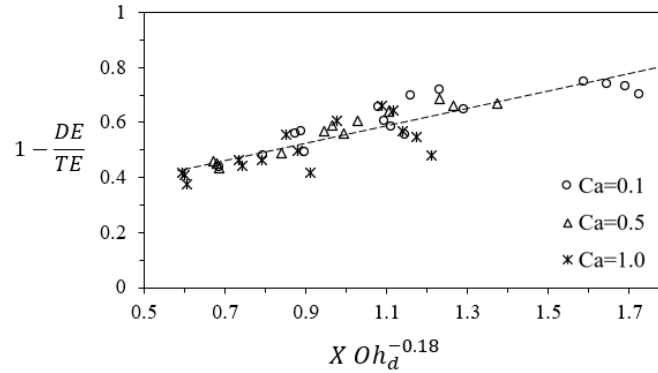


Figure 10: $(1-DE/TE)$ - the energy, which is left for droplet stretching - as a function of X and Oh_d . The dashed line corresponds to $1 - DE/TE = 0.31X Oh_d^{-0.18} + 0.25$.

F Viscous losses

To estimate the viscous losses taking place in the first part of D-D collisions, we make use of the numerical results of Finotello et al. [2017]. More precisely, we replot the data of their Fig. 9. In its original form, it represents the variations of the dissipated energy DE over the total initial energy TE (approximated by the initial kinetic energy) as a function of the impact parameter X for different Capillary numbers $Ca = \mu_d U / \sigma_d$ and Weber numbers - $X \in [0.3, 0.8]$ and $Oh_d = Ca_d / \sqrt{We_d} \in [0.01, 0.20]$. From these results, we derive the normalized remaining energy $(1-DE/TE)$, which we plot as a function of X and a power of Oh (see Fig. 10). The linear increase with X is expected since the region of high dissipation rate is linearly growing for decreasing impact parameter, see Finotello et al. [2017]. We further choose to use Oh as it is commonly employed to weight the relative importance of viscosity (dashpot behaviour) and capillarity (spring-like behaviour), the inertia being here indirectly accounted for via the normalization with the total initial energy which is approximated by the initial kinetic energy. By doing so, the best fit reveals that the remaining energy, which is left for stretching the ligament between the drops scales as: $(1 - DE/TE) \propto X Oh_d^{-0.18}$. Note that there exists a constant loss so that for head-on collisions ($X \rightarrow 0$) approximately 25% of the initial energy remains. This is in agreement with the findings of Planchette et al. [2017] who showed that for binary head-on collisions covering this range of Oh , 35% of the initial kinetic energy was left after the drops deform into a lamella. The difference between 25% and 35% can be explained by the fact that Finotello et al. consider the duration of the entire collision process, while Planchette et al. (2017) only focus on its first phase. If most of the losses takes place during the first collision instants, dissipation continues to occur afterwards so that for low Oh_d ($Oh_d \approx 0.02$, see Fig. 5a of [Finotello et al., 2017]) up to 23% of the losses calculated by Finotello et al. [2017] arise after φ_d has reached its maximal extension Ψ_d . Note that for larger Oh_d ($Oh_d \approx 0.1$, see Fig. 5b of Finotello et al. [2017]), these subsequent losses are more limited, in the range of 6%. This may lead to an overestimation of the viscous losses in the case of small Oh_d and could explain why in our model, which considers only the first phase of the collision until Ψ_d is reached, an exponent of -0.128 in Eq. (1) provides a better agreement than the value of -0.18 .

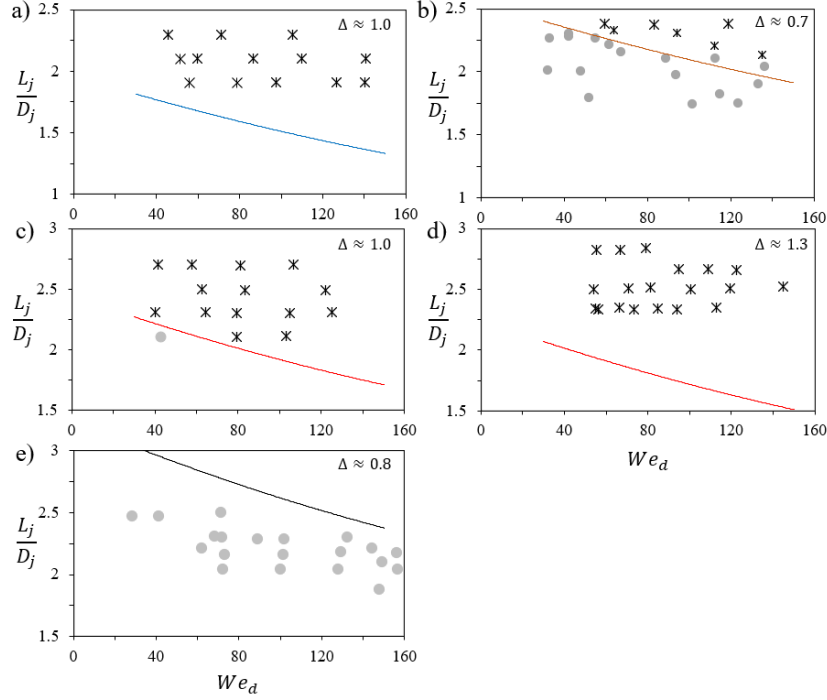


Figure 11: D-J collisions in coalescence (circles) and stretching separation (stars) for (a) $Oh_j = 0.021$, (b) $Oh_j = 0.040$, (c) and (d) $Oh_j = 0.073$, and (e) $Oh_j = 0.261$. Solid lines: Model Eq. (3) with $\Psi_j = 3.0$.

G Additional results

Fig. 11 shows the results of D-J collision experiments for Oh_j between 0.021 and 0.261, and different $\Delta = D_d/D_j$. The solid lines represent the separation transition according to the model of Eq. (3) with the criterion $\Psi_j = 3.0$.

References

- I.V. Roisman, E. Berberović, and C. Tropea. Inertia dominated drop collisions. I. on the universal flow in the lamella. *Phys. Fluids*, 21:052103, 2009.
- I.V. Roisman. Inertia dominated drop collisions. II. an analytical solution of the navier–stokes equations for a spreading viscous film. *Phys. Fluids*, 21:052104, 2009.
- K. Sun, P. Zhang, C. K. Law, and T. Wang. Collision dynamics and internal mixing of droplets of non-newtonian liquids. *Phys. Rev. Applied*, 4:054013, 2015. doi:10.1103/PhysRevApplied.4.054013.
- A.M. Moqaddam, S.S. Chikatamarla, and I. V. Karlin. Simulation of binary droplet collisions with the entropic lattice boltzmann method. *Phys. Fluids*, 28(2):022106, 2016. doi:10.1063/1.4942017.
- K.-L. Huang, K.-L. Pan, and C. Josserand. Pinching dynamics and satellite droplet formation in symmetrical droplet collisions. *Phys. Rev. Lett.*, 123:234502, 2019. doi:10.1103/PhysRevLett.123.234502.
- J. Li. Macroscopic model for head-on binary droplet collisions in a gaseous medium. *Phys. Rev. Lett.*, 117:214502, 2016. doi:10.1103/PhysRevLett.117.214502.
- G. Brenn, D. Valkovska, and K. D. Danov. The formation of satellite droplets by unstable binary drop collisions. *Phys. Fluids*, 13(9):2463–2477, 2001. doi:10.1063/1.1384892.
- G. Brenn and V. Kolobaric. Satellite droplet formation by unstable binary drop collisions. *Phys. Fluids*, 18(8):087101, 2006. doi:10.1063/1.2225363.
- K.-L. Pan, P.-C. Chou, and Y.-J. Tseng. Binary droplet collision at high weber number. *Phys. Rev. E*, 80:036301, 2009. doi:10.1103/PhysRevE.80.036301.
- O. W. Jayaratne and B. J. Mason. The coalescence and bouncing of water drops at an air/water interface. *Proc. R. Soc. Lond. A*, 280(1383):545–565, 1964. doi:10.1098/rspa.1964.0161.

- G. Brenn, F. Durst, and C. Tropea. Monodisperse sprays for various purposes - their production and characteristics. *Part. Part. Syst. Charact.*, 13(3):179–185, 1996. doi:<https://doi.org/10.1002/ppsc.19960130303>.
- N. Ashgriz and J. Y. Poo. Coalescence and separation in binary collisions of liquid drops. *J. Fluid Mech.*, 221:183–204, 1990. doi:10.1017/S0022112090003536.
- Y. J. Jiang, A. Umemura, and C. K. Law. An experimental investigation on the collision behaviour of hydrocarbon droplets. *J. Fluid Mech.*, 234:171–190, 1992. doi:10.1017/S0022112092000740.
- J. Qian and C. K. Law. Regimes of coalescence and separation in droplet collision. *J. Fluid Mech.*, 331:59–80, 1997. doi:10.1017/S0022112096003722.
- M. D. Saroka and N. Ashgriz. Separation criteria for off-axis binary drop collisions. *J. Fluids*, 2015:405696, 2015. URL <https://doi.org/10.1155/2015/405696>.
- K.-L. Pan, K.-L. Huang, W.-T. Hsieh, and C.-R. Lu. Rotational separation after temporary coalescence in binary droplet collisions. *Phys. Rev. Fluids*, 4:123602, 2019. doi:10.1103/PhysRevFluids.4.123602.
- C. Rabe, J. Malet, and F. Feuillebois. Experimental investigation of water droplet binary collisions and description of outcomes with a symmetric weber number. *Phys. Fluids*, 22(4):047101, 2010. doi:10.1063/1.3392768.
- C. Gotaas, P. Havelka, H. A. Jakobsen, H. F. Svendsen, M. Hase, N. Roth, and B. Weigand. Effect of viscosity on droplet-droplet collision outcome: Experimental study and numerical comparison. *Phys. Fluids*, 19(10):102106, 2007. doi:10.1063/1.2781603.
- G. Finotello, J. T. Padding, N. G. Deen, A. Jongsma, F. Innings, and J. A. M. Kuipers. Effect of viscosity on droplet-droplet collisional interaction. *Phys. Fluids*, 29(6):067102, 2017. doi:10.1063/1.4984081.
- K. H. Al-Dirawi, K. H. A. Al-Ghathithi, T. C. Sykes, J. R. Castrejón-Pita, and A. E. Bayly. Inertial stretching separation in binary droplet collisions. *J. Fluid Mech.*, 927:A9, 2021. doi:10.1017/jfm.2021.674.
- D. Baumgartner, P. Benez, G. Brenn, and C. Planchette. Liquid/liquid encapsulation: effects of wettability and miscibility. *29th Conference on Liquid Atomization and Spray Systems, Paris, France, Sep. 2.-4.*, 2019.
- C. W. Visser, T. Kamperman, L. P. Karbaat, D. Lohse, and M. Karperien. In-air microfluidics enables rapid fabrication of emulsions, suspensions, and 3d modular (bio)materials. *Sci. Adv.*, 4(1):eaao1175, 2018. doi:10.1126/sciadv.aao1175.
- R.-H. Chen, S.-L. Chiu, and T.-H. Lin. Collisions of a string of water drops on a water jet of equal diameter. *Exp. Therm. Fluid Sci.*, 31(1):75–81, 2006. doi:<https://doi.org/10.1016/j.expthermflusci.2005.11.003>.
- C. Planchette, S. Petit, H. Hinterbichler, and G. Brenn. Collisions of drops with an immiscible liquid jet. *Phys. Rev. Fluids*, 3:093603, 2018.
- D. Baumgartner, R. Bernard, B. Weigand, G. Lamanna, G. Brenn, and C. Planchette. Influence of liquid miscibility and wettability on the structures produced by drop-jet collisions. *J. Fluid Mech.*, 885(A23), 2020a.
- D. Baumgartner, G. Brenn, and C. Planchette. Effects of viscosity on liquid structures produced by in-air microfluidics. *Phys. Rev. Fluids*, 5:103602, 2020b. doi:10.1103/PhysRevFluids.5.103602.
- J. W. S. Rayleigh. On the instability of a cylinder of viscous liquid under capillary force. *Philos. Mag.*, 34(207):145–154, 1892. doi:10.1080/14786449208620301.
- H. A. Stone and L. G. Leal. Relaxation and breakup of an initially extended drop in an otherwise quiescent fluid. *J. Fluid Mech.*, 198:399–427, 1989. doi:10.1017/S0022112089000194.
- C. Planchette, H. Hinterbichler, M. Liu, D. Bothe, and G. Brenn. Colliding drops as coalescing and fragmenting liquid springs. *J. Fluid Mech.*, 814:277–300, 2017. doi:10.1017/jfm.2016.852.