

Semi-Supervised Adversarial Discriminative Domain Adaptation

Thai-Vu Nguyen^{1,2}, Anh Nguyen³, Bac Le^{1,2}

Received: date / Accepted: date

Abstract Domain adaptation is a potential method to train a powerful deep neural network, which can handle the absence of labeled data. More precisely, domain adaptation solving the limitation called dataset bias or domain shift when the training dataset and testing dataset are extremely different. Adversarial adaptation method becoming popular among other domain adaptation methods. Relies on the idea of GAN, adversarial domain adaptation tries to minimize the distribution between training and testing datasets base on the adversarial object. However, some conventional adversarial domain adaptation methods cannot handle large domain shifts between two datasets or the generalization ability of these methods are inefficient. In this paper, we propose an improved adversarial domain adaptation method called Semi-Supervised Adversarial Discriminative Domain Adaptation (SADDA), which can overcome the limitation of other domain adaptation. We also show that SADDA has better performance than other adversarial adaptation methods and illustrate the promise of our method on digit classification and emotion recognition problems.

Keywords Domain adaptation · Semi-supervised domain adaptation · Semi-supervised adversarial discriminative domain adaptation

1 Introduction

Over the past few years, deep neural networks have achieved significant achievement in many real-world applications. One of the major limitations of deep neural networks is the dataset bias or domain shift problems. These phenomenon occur

¹Faculty of Information Technology, University of Science, Ho Chi Minh City, Vietnam, Email: lhac@fit.hcmus.edu.vn, 1712921@student.hcmus.edu.vn

²Vietnam National University, Ho Chi Minh City, Vietnam

³Department of Computer Science, University of Liverpool, UK, Email: anh.nguyen@liverpool.ac.uk

Address(es) of author(s) should be given

when the model is trained and obtained good results on the training dataset, however showing bad performance when testing on another dataset or a real-world dataset. The common solution for this problem is fine-tuning this model on the new dataset. However, it is time-consuming and costly to get sufficient labels to fine-tuning the model on the new task. Not to mention that in many cases new datasets usually are unlabeled.

As shown in Fig. 1, because of numerous reasons (e.g. illumination, image size and quality, background, head pose, etc.), there is always a distribution change or domain shift between two domains or two datasets, which is the main factor can reduce the performance of deep neural networks. Despite the fact that several research have proved that deep network can learn important representation over difference of task [24,34], Donahue *et al.* [7] showed that domain shift still influence the accuracy of these deep neural networks. For that reason, in the real world computer vision applications such as image classification [18] or emotion recognition [1,21], the network must learn to adapt to distributions for each particular domain.




Fig. 1 Images come from different dataset. (a) Some faces emotion from AffectNet, CAER datasets. (b) Some digits images from MNIST and SVHN datasets. (c) Some objects in Office-Home dataset [43] in categories Product, Real World and Art.

The solution for the aforementioned problems is domain adaptation techniques [8,36]. The main idea of domain adaptation techniques is to learn a deep neural network can map source domain and target domain into a common feature space, which minimize the negative influence of domain shift or dataset bias. Recently, adversarial adaptation [12,41] has become well-known technique among other domain adaptation methods. Adversarial adaptation includes two networks in opposition to another - an encoder and a discriminator. The encoder is trained to encode images from the original domain (source domain) and new domain (target domain) such that puzzle the discriminator. In contrast, the discriminator tries to distinguish between the source domain and target domain. Recent work [41,3] have shown that adversarial adaptation can handle dataset bias and domain shift problems. However, these approaches are not practical for extracting the salient

context information from visual contents, because of the limited generalization ability of the encoder and the discriminator inside these models.

To overcome the limitation of these conventional adaptation approaches, we present a novel framework called Semi-supervised Adversarial Discriminative Domain Adaptation (SADDA), where the discriminator of the SADDA model is a multi-class classifier. Instead of distinguishing between only two classes (source images and target images), the discriminator learns to distinguish between $N + 1$ classes, where N is the number of classes in the classification task, and the last one is added to distinguish between the source dataset or the target dataset. The SADDA performs adaptation tasks by simultaneously minimizing the domain confusion loss (which distinguishes between the source domain and target domain) and classification loss (which will predict the label of source images). The discriminator focuses not only on the domain label between two domains but also provides labeled images, which in total improves the discriminator. As a sequence, learning a good discriminator will enhance the generalization ability of the encoder as well as classification accuracy.

To validate the effectiveness of our methodology, we experiment domain adaptation task on SVHN [33] \rightarrow MNIST [19] dataset, which are popular digit datasets. We use the full labeled SVHN datasets for the training process and testing on the full unlabeled MNIST dataset. The SADDA model achieves 86.5% accuracy on the test set, which is an enhancement of approximately 10% over the recent state-of-the-art method [41]. We also experiment on the emotion dataset CAER [20] to AffectNet [31], to demonstrate that our proposed approach accomplishes consistency and stability.

Our contributions can be summarized as follows:

- We propose a new Semi-supervised Adversarial Discriminative Domain Adaptation method (SADDA) for addressing the domain adaptation task.
- We illustrate that SADDA improves classification tasks and achieves competitive performance with other adversarial adaptation algorithms.
- We demonstrate an effective way to design separable unsupervised model and supervised model, but try to reuse the output layers of one model to feed as input into another model.

2 Related Work

Domain adaptation is an active research field, which can handle numerous problems such as imbalance data [17], dataset bias [40], and domain shift [27, 14, 4]. Recent research has focused on adaptation from a labeled source dataset to an unlabeled target dataset, also known as unsupervised domain adaptation [16, 30]. On account of unlabeled target domains, the principle technique has been proposed to direct component learning by limiting the distinction between the source and target distribution [45]. Some popular approaches are Maximum Mean Discrepancy (MMD) [13], DLID [5], deep reconstruction classification network (DRCN) [10] or Autoencoder-based domain adaptation [6].

With the rise of generative adversarial networks (GAN) [12], Adversarial-based made huge advancement in the domain adaptation task [26, 25, 38]. Adversarial-based technique tries to achieve domain adaptation by using domain discriminators, which increasing domain confusion through an adversarial process. CoGAN

model [23] apply two generators and two discriminators for both source and target distributions, to learn a domain-invariant feature. Another popular domain adaptation method is the adversarial discriminative domain adaptation (ADDA) by Tzeng *et al.* [41]. ADDA approach aims to diminish the distance between the source encoder and target encoder distributions through the discriminator and adversarial process. However, these adversarial adaptation method has been relied on distinguishing between the source domain and target domain, and thus they have limited ability to exploit labeled image.

Recently, some works focus on how to combine auxiliary tasks for adversarial adaptation task to exploit more information [9, 2]. Xavier and Bengio introduce Stacked Denoising Autoencoders [11, 44], reconstructing the merging data from numerous domain with the same network, such that the representations can be symbolized by both the source and target domain. Deep reconstruction classification network (DRCN) [10] attempts to solve two sub-problem at the same time: classification of the source data, and reconstruction of the unlabeled target data. However, these methods above are lacks of multiple auxiliary tasks targeting the same goal. In this paper, we observe that labeled images from source datasets are necessary to enhance the generalization of the target encoder. More precisely, our SADDA can encourage the label domain and label images to the same target, which will together enhance the encoder performance.

3 Proposed method

In this section, we describe in detail our Semi-supervised Adversarial Discriminative Domain Adaptation (SADDA) method. SADDA is designed to enhance the generalization ability of the target encoder. Therefore, the classifier can take advantage of the target encoder and predict more precisely. An overview of our framework can be found in Fig. 2.

3.1 Motivation and Overview

A common solution of adversarial adaptation is learning domain-invariant representation from source and target domain. Therefore, the target encoder is trained through an adversarial domain adaptation process such that the discriminator model can not distinguish the labels from the source encoder or the target encoder. The discriminator in the traditional adversarial-based adaptation [41, 42] is trained to predict whether a given image comes from the source dataset or target dataset. However, in practice, these models can not encode the salient context well.

Based on the idea of Semi-supervised GAN [35], the discriminator model is trained to predict $N+1$ classes, where N is the number of classes in the original classification task and the final class is added to predict whether the given image come from the source dataset or target dataset. It involves training the discriminator in two modes: supervised and unsupervised mode. (1) Supervised mode: the supervised discriminator is trained to predict the class label of images from the source dataset. (2) Unsupervised mode: training the unsupervised discriminator

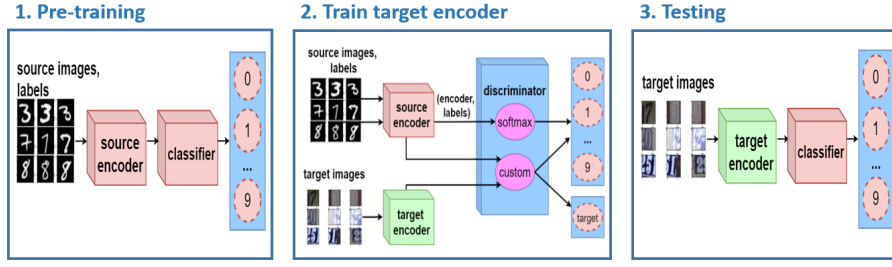


Fig. 2 An overview of SADDA. Firstly, training the source encoder and the classification using source labeled images. Secondly, training a target encoder by the feedback from the discriminator. Finally, in the testing phase, concatenate the target encoder and the classification, to create the complete model, which will predict the label of the target dataset precisely.

(also know as *domain discriminator*), which determines the domain label between the source encoder and target encoder.

Firstly, it is reasonable that learning a well-supervised discriminator will improve the performance of an unsupervised discriminator [35]. For instance, if a classifier predicts a label with a high uncertainty score (high entropy), the domain discriminator can take advantage of classification representations and determine if it is likely to come from the target samples. Secondly, training the discriminator in unsupervised mode allows the model to learn useful feature extraction capabilities. As a sequence, improving the supervised discriminator will improve the unsupervised discriminator and vice versa. Improving discriminator will improve the target encoder [35]. Then, at that point, we can exploit a kind of advantages circle, in which all 3 elements (unsupervised discriminator, supervised discriminator, and target encoder) iteratively make each other better.

3.2 The Discriminator model

In the training target encoder step (Fig. 2), the discriminator model predicts $N+1$ classes, in which N is the number of classes in the original classification task and the final class predicts whether the image come from the source dataset or target dataset. That allows us to train the discriminator model in both supervised modes and unsupervised classification mode concurrently.

The discriminator receives two kinds of inputs: labeled images from the source dataset and unlabeled images from the target dataset. In the supervised training, the discriminator learns to correctly classify the input image into its corresponding class if that is the source image. In the unsupervised training, the discriminator learns to distinguish between the source image and target image. Training in the unsupervised mode allows the model to learn helpful feature extraction from both source and target datasets. While train in the supervised mode allows the model to utilize these extracted features to predict more accurately. Both supervised discriminator and unsupervised discriminator have different output layers but have the same feature extraction layers - via backpropagation when we train the network, that updates the weights in one model will impact the other model as well.

Output - prior softmax	Custom activation	Entropy
[9.0, 1.0, 1.0]	0.9999	Low
[5.0, 1.0, 1.0]	0.9935	Low
[-5.0, -5.0, -5.0]	0.0198	High

Table 1 Experimental compute on custom activation - the output of unsupervised discriminator model

Firstly, the supervised discriminator model produces N output classes and a softmax activation function. Next, the unsupervised discriminator is defined such that it grabs the output layer of the supervised mode prior softmax activation and computes a normalized sum of the exponential outputs (custom activation). The explicit formula of custom activation is [39]:

$$D(x) = \frac{Z(x)}{Z(x) + 1} \quad (1)$$

where

$$Z(x) = \sum_{n=1}^N \exp[l_x(x)] \quad (2)$$

The experimental of equation (1) are described in Table 1, and the output are between 0.0 and 1.0. If the probability of output value "prior softmax activation" is large (low entropy) then the custom activation output value is close to 1.0. In contrast, if the output probability is a small value (high entropy), then the custom activation output value is close to 0.0. This implies that the unsupervised discriminator is encouraged to output a confidence class prediction for samples from the source dataset, while it predicts a small probability for samples from the target dataset. That is an elegant method allowing re-use of the same feature extraction layers for both supervised discriminator and unsupervised discriminator.

3.3 Semi-supervised Adversarial Discriminative Domain Adaptation

In this section, we describe a general framework for our Semi-supervised Adversarial Discriminative Domain Adaptation (SADDA) method. In the unsupervised domain adaptation task, we already have source images \mathbf{X}_s and source label \mathbf{Y}_s come from the source domain distribution $\mathbf{p}_s(x, y)$. Besides that, a target dataset \mathbf{X}_t comes from a target distribution $\mathbf{p}_t(x, y)$, where the label of the target dataset is non-exist. We desire to learn a target encoder M_t and classifier C_t which can accurately predict the target image's label, in spite of the lack of a training target label. In an adversarial adaptation approach, we aim to diminish the distance between the source and target mapping distributions $M_s(X_s)$ and $M_t(X_t)$. As a result, we can straightly apply the source classifier C_s in order to classify the target images, in other words $C = C_t = C_s$. The summary process of SADDA is illustrated in Figure 2, including 3 steps: pre-training, train target encoder, and testing.

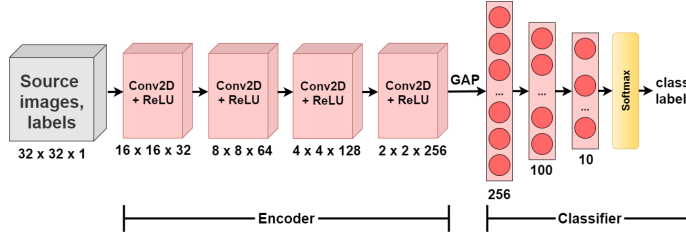


Fig. 3 The architecture in pre-training phase, include training source encoder and source classifier. We found that Global Average Pooling (GAP) [22] increased model stability and reduce the number of parameter.

Pre-training. In pre-training phase, training source encoder (M_s) and source classifier (C_s), by using the source labeled images ($\mathbf{X}_s, \mathbf{Y}_s$), the explicit architecture are shown in Figure 3. It is clear that this step is a standard supervised classification task, a common form can be denoted as:

$$\arg \min_{M_s, C_s} \mathcal{L}_{cls}(\mathbf{X}_s, \mathbf{Y}_s) = -\mathbb{E}_{(x,y) \sim (\mathbf{X}_s, \mathbf{Y}_s)} \sum_{n=1}^N y_n \log C_s(M_s(x_n)) \quad (3)$$

where \mathcal{L}_{cls} is a supervised classification loss (softmax regression loss), and N is the number of classes.

Train target encoder. In the training target encoder phase, we first present a training discriminator process and then present a procedure to training the target encoder. The explicit architecture in this step are shown in Fig. 4.

Firstly, training the discriminator (D) in two modes, each giving a corresponding output. (1) Supervised mode, where the supervised discriminator (D_{sup}) predicts N labels from the original classification task. (2) Unsupervised mode, in which the unsupervised discriminator (D_{unsup}) determine between \mathbf{X}_s and \mathbf{X}_t . Discriminator correlates with unconstrained optimization:

$$\arg \min_{D_{sup}} \mathcal{L}_{cls}(\mathbf{X}_s, \mathbf{Y}_s) = -\mathbb{E}_{(x,y) \sim (\mathbf{X}_s, \mathbf{Y}_s)} \sum_{n=1}^N y_n \log D_{sup}(M_s(x_n)) \quad (4)$$

$$\begin{aligned} \arg \min_{D_{unsup}} \mathcal{L}_{adv_D}(\mathbf{X}_s, \mathbf{X}_t, M_s, M_t) = & -\mathbb{E}_{x_s \sim \mathbf{X}_s} \log D_{unsup}(M_s(x_s)) \\ & -\mathbb{E}_{x_t \sim \mathbf{X}_t} \log(1 - D_{unsup}(M_t(x_t))) \end{aligned} \quad (5)$$

In equation 4, \mathcal{L}_{cls} is a supervised classification loss corresponding to predict N labels from the original classification task in \mathbf{X}_s , which will update the parameter in D_{sup} . In equation (5), \mathcal{L}_{adv_D} is an adversarial loss for unsupervised discriminator D_{unsup} , which training (D_{unsup}) to maximize the probability of predicting the correct label from source dataset or target dataset.

Secondly, training target encoder M_t with the standard loss function and inverted labels [12]. This implies that the discriminator D_{unsup} is fooled by the target encoder M_t , in other words, D_{unsup} is unable to determine between \mathbf{X}_s and \mathbf{X}_t . The feedback from the unsupervised discriminator D_{unsup} will allow the

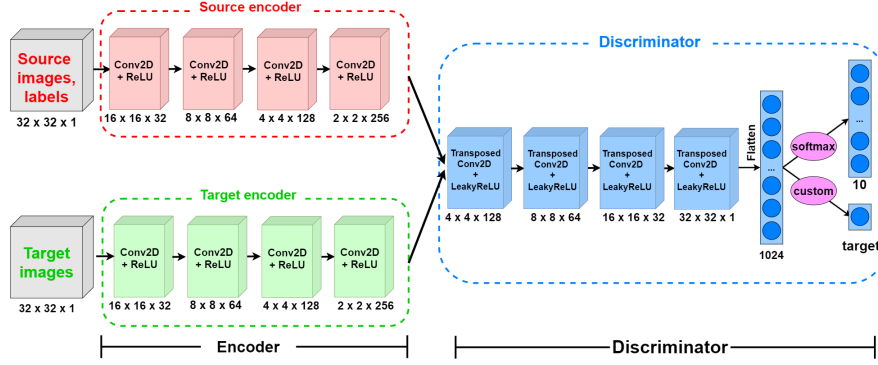


Fig. 4 The architecture of SADDA in training target encoder step (adversarial adaptation process). The input image size is (32 x 32 x 1) and the output consist of 10 classes - corresponding to 10 digit classes from 0 to 9.

M_t to learn how to produce a more authentic encode. The loss for \mathcal{L}_{adv_M} can be denoted:

$$\arg \min_{M_t} \mathcal{L}_{adv_M}(\mathbf{X}_s, \mathbf{X}_t, D) = -\mathbb{E}_{x_t \sim X_t} \log D_{unsup}(M_t(x_t)) \quad (6)$$

Testing. In the testing phase, we concatenate the target encoder M_t and the source classifier C_s to predict the label of target images \mathbf{X}_t .

3.4 Guideline for stable SADDA

In general, training SADDA is an extremely hard process, there are two losses we need to optimize: a first loss for the discriminator and a second loss for the target encoder. For that reason, the loss landscape of SADDA is fluctuating and dynamic. The same with GAN, training SADDA is not finding a minimum loss value but instead finding an equilibrium status for both two losses. However, when implementing and training the SADDA, we find that is a nontrivial progression. With higher epochs, the model seems to be overfitting. To overcome the limitation of these phenomena, we present a full architecture of SADDA. This designed architecture makes a stable training process and prevents not converge.

The design of SADDA is inspired by Deep Convolutional GAN (DCGAN) architecture [37]. The summary architecture of SADDA is shown in figure 4. On the one hand, the encoder is used to capture the content in the image, increasing the number of filters while decreasing the spatial dimension. On the other hand, the discriminator is symmetric expansion with the encoder by using fractionally-strided convolutions (transpose convolution).

Moreover, our recommendation for training SADDA:

- Replace any pooling layers with convolution layer (or transposed convolution) with strides larger than 1.
- Remove fully connected layers in both encoder and discriminator (except the last fully connected layers - which is used for prediction purpose).

- Use ReLU activation [32] in the encoder and LeakyReLU activation [28] (with $\alpha=0.2$) in the discriminator.

4 Experiments

In this section, we illustrate the implementation details of the SADDA method and evaluate that method on unsupervised classification tasks. We experiment our method with digit dataset from SVHN [33] to MNIST [19] dataset. In addition, we also experimented on the CAER [20] to AffectNet [31] emotion dataset.

4.1 Implementation details

The SADDA model is trained with different learning rates in different phases. In the first phase called pre-training, this is a standard classification task, we use a learning rate is 0.001 in our experiment. In the second phase - training target encoder, we suggested a learning rate of 0.0002 as well as Adam optimizer [15] and setting the β_1 equal 0.5 to help stabilize training. In the LeakyReLU activation, we set $\alpha = 0.2$ in the whole model. Finally, we use Global Average Pooling [22] to minimize overfitting by reducing the total number of parameters in the model.

The complication of this process is about how to train the discriminator and the target encoder concurrently. That includes three steps: training the supervised discriminator, training the unsupervised discriminator, and training the target encoder. Firstly, training the supervised discriminator step, because of the lack of labels in the target dataset, we only use source labeled images to train the supervised discriminator model. Secondly, training the unsupervised discriminator, that model is stacked on top of the output layer of the supervised discriminator before the softmax activation. One thing to notice is that an unsupervised discriminator has a custom activation function (equation 1), which returns a probability to determine whether a source image or target image. Finally, training the target encoders with inverted labels [12], we need to freeze weights in the discriminator, so the feedback from the discriminator allows the target encoder to generate a better synthetic encoder.

4.2 The explicit SADDA architecture

4.2.1 Digit classification architecture

We experiment with our proposed method in an unsupervised domain adaptation task between SVHN \rightarrow MNIST digit datasets, which include 10 classes of digits in both datasets. We use the whole labeled SVHN dataset and the whole unlabeled MNIST dataset.

In this experiment, we resize the input size of $32 \times 32 \times 1$. The encoder consists of four convolutional layers with 4×4 kernel size, 2×2 strides, same padding, and ReLU activation. The number of filters for four convolution layers are 32, 64, 128, 256, respectively. The target encoder has the same architecture as the target encoder, and the source encoder utilizes as an initialization for the target encoder.

Method	Accuracy (%)
Source only	60.1 %
Domain confusion [42]	68.4 %
ADDA [41]	77.8 %
SADDA (without stable technique)	82.3 %
SADDA	86.5 %

Table 2 Experimental results on unsupervised domain adaptation SVHN \rightarrow MNIST. We additionally approve our SADDA model without a stable recommendation strategy, which is presented in segment 3.4, to demonstrate our powerful suggestions for the SADDA model.

The classifier takes the outputs of the encoder as an input. We use Global Average Pooling after the encoder to flatten convolutional layers. Next, fully connected layers with 100 feature channels, followed by ReLU layers. Finally, a fully connected layer with ten feature channels and softmax activation.

The outputs of the encoder serve as the input of the discriminator. In general, the discriminator architecture is opposite to the encoder. The discriminator consists of four Transpose Convolutional layers with 4×4 kernels size, 2×2 strides, the same padding, and the Leaky ReLU activation ($\alpha = 0.2$). The number of kernels for four Transpose Convolutional are 256, 128, 64, 32, respectively. We illustrate the overall architecture in Fig. 4.

4.2.2 Emotion recognition architecture

We also evaluate our SADDA method on the emotion dataset: CAER \rightarrow AffectNet, which consists of 7 emotion classes: Anger, Disgust, Fear, Happy, Neural, Sad, and Surprise. For experiment purposes, we only performed in 3 emotion classes includes Happy, Sad, and Angry. In addition, to keep the number of images between CAER and AffectNet balance, we randomly extract a fraction of the AffectNet dataset, which consists of 21,000 unlabeled images (7000 images per category). CAER contains 20700 image face emotions and labels (6900 images per category).

In this experiment, we resize the image’s input size as $64 \times 64 \times 3$. The rest of the model is the same as the architecture when we experiment on a digit dataset.

4.3 Results on SVHN and MNIST dataset

In this experiment, we compare our SADDA method against multiple state-of-the-art unsupervised adaptation methods, including Domain confusion [42], Adversarial Discriminative Domain Adaptation [41]. We also validate our SADDA model without stable technique, which is introduced in section 3.4, to prove our effective recommendations for the SADDA model.

Experimental results are shown in Table 2. The results show that the best accuracy obtains when we apply the SADDA method. The SADDA model showed approximately 26% improvement than the "Source only" model and also 10% than ADDA method [41]. The result also proves that our recommendations in section 3.4 are practical, which improve about 4% when comparing with the SADDA model without using these recommendation techniques.

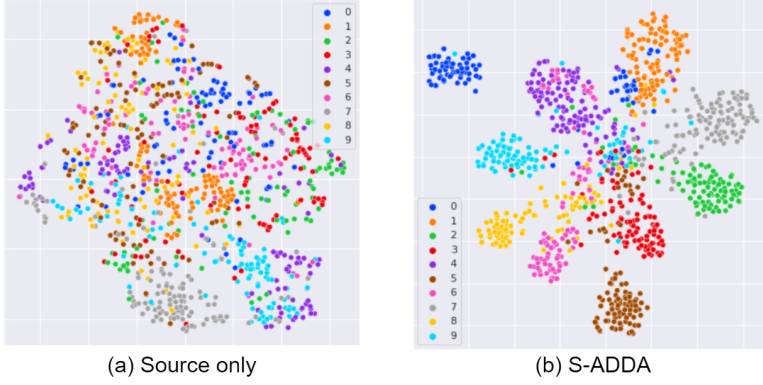


Fig. 5 t-SNE embedding of digit classification SVHN \rightarrow MNIST using $(2 \times 2 \times 256)$ dimensional representation, with Source only (on the left) and S-ADDA (on the right).

For further insight on the S-ADDA model effect on the digit classification task, we visualize the 2D point of the last encoder layer of S-ADDA, which has tensor size $(2 \times 2 \times 256)$. Using t-SNE [29] and compare our S-ADDA model with Source only model, as describe in Fig. 5. Ten labels are from 0 to 9 corresponding, and 100 samples per label. The domain invariance is determined by the degree of overlap between features. On the left side (the Source only model), the distribution and the density are messy. On the right side, S-ADDA split different labels into different regions, and the overlap is more prominent in the sample of S-ADDA than Source only.

4.4 Results on emotions dataset

On the emotion dataset, we compare our S-ADDA model with the Source only (the model is trained on CAER and evaluate on AffectNet) and supervised training on AffectNet. Despite an enormous domain shift between two datasets, our S-ADDA still learn useful feature representations.

Table 3 show the experiment results. We find that S-ADDA improves classification accuracy for this task. In the Source only baseline, when training the model in the CAER dataset and evaluating the accuracy on AffectNet, the result is approximately the same as a random guess. For instance, with 3 classes, if all output is labeled Happy, the accuracy is 33%, comparing with 40% accuracy of Source only model. Indeed, S-ADDA improves accuracy for this task, with approximately 10% better than the Source only baseline.

Examining the results in Table 3, the Source only model has low accuracy, which reveals that the domain shift is quite large. In other words, the "Source only" model does not learn any knowledge about the source dataset to predict in the target dataset. In contrast, the S-ADDA model learns a more useful feature representation, thereby leading to higher accuracy when performing a prediction on the target dataset.

Method	CAER \rightarrow AffectNet
Source only	40 %
SADDA (Ours)	50 %
Train on AffectNet	80 %

Table 3 Experimental results of Semi-supervised Adversarial Discriminator Domain Adaptation on the emotion dataset CAER \rightarrow AffectNet.

5 Conclusion

We proposed a more stable and high-accuracy architecture for training adversarial domain adaptation. The key idea of this approach is training discriminators in two modes: supervised mode and unsupervised mode. Moreover, utilize this to create a more efficient target encoder, which will help improve the classification accuracy. We desire that the intuition of this research will facilitate further advances in adversarial domain adaptation tasks.

References

1. Benitez-Quiroz, C.F., Srinivasan, R., Martinez, A.M.: Emotionet: An accurate, real-time algorithm for the automatic annotation of a million facial expressions in the wild. In: 2016 IEEE Conference on Computer Vision and Pattern Recognition (CVPR), pp. 5562–5570 (2016). DOI 10.1109/CVPR.2016.600
2. Bousmalis, K., Trigeorgis, G., Silberman, N., Krishnan, D., Erhan, D.: Domain separation networks (2016)
3. Bruzzone, L., Marconcini, M.: Domain adaptation problems: A dasvm classification technique and a circular validation strategy. *IEEE Transactions on Pattern Analysis and Machine Intelligence* **32**, 770–787 (2010)
4. Chi, W., Dagnino, G., Kwok, T.M., Nguyen, A., Kundrat, D., Abdelaziz, M.E., Riga, C., Bicknell, C., Yang, G.Z.: Collaborative robot-assisted endovascular catheterization with generative adversarial imitation learning. In: 2020 IEEE International Conference on Robotics and Automation (ICRA), pp. 2414–2420. IEEE (2020)
5. Chopra, S., Balakrishnan, S., Gopalan, R.: Dlid: Deep learning for domain adaptation by interpolating between domains (2013)
6. Deng, J., Zhang, Z., Eyben, F., Schuller, B.: Autoencoder-based unsupervised domain adaptation for speech emotion recognition. *IEEE Signal Processing Letters* **21**(9), 1068–1072 (2014). DOI 10.1109/LSP.2014.2324759
7. Donahue, J., Jia, Y., Vinyals, O., Hoffman, J., Zhang, N., Tzeng, E., Darrell, T.: Decaf: A deep convolutional activation feature for generic visual recognition (2013)
8. Gheisari, M., Baghshah, M.S.: Unsupervised domain adaptation via representation learning and adaptive classifier learning. *Neurocomput.* **165**(C), 300–311 (2015). DOI 10.1016/j.neucom.2015.03.020. URL <https://doi.org/10.1016/j.neucom.2015.03.020>
9. Ghifary, M., Kleijn, W.B., Zhang, M., Balduzzi, D.: Domain generalization for object recognition with multi-task autoencoders (2015)
10. Ghifary, M., Kleijn, W.B., Zhang, M., Balduzzi, D., Li, W.: Deep reconstruction-classification networks for unsupervised domain adaptation (2016)
11. Glorot, X., Bordes, A., Bengio, Y.: Domain adaptation for large-scale sentiment classification: A deep learning approach. In: ICML, pp. 513–520 (2011). URL https://icml.cc/2011/papers/342_icmlpaper.pdf
12. Goodfellow, I., Pouget-Abadie, J., Mirza, M., Xu, B., Warde-Farley, D., Ozair, S., Courville, A., Bengio, Y.: Generative adversarial nets. In: Z. Ghahramani, M. Welling, C. Cortes, N. Lawrence, K.Q. Weinberger (eds.) *Advances in Neural Information Processing Systems*, vol. 27. Curran Associates, Inc. (2014). URL <https://proceedings.neurips.cc/paper/2014/file/5ca3e9b122f61f8f06494c97b1afccf3-Paper.pdf>

13. Gretton, A., Smola, A., Huang, J., Schmittfull, M., Borgwardt, K., Schölkopf, B.: Covariate shift and local learning by distribution matching, pp. 131–160. MIT Press, Cambridge, MA, USA (2009)
14. Huang, B., Zheng, J., Nguyen, A., Tuch, D., Vyas, K., Giannarou, S., Elson, D.S.: Self-supervised generative adversarial network for depth estimation in laparoscopic images. arXiv preprint arXiv:2107.04644 (2021)
15. Kingma, D.P., Ba, J.: Adam: A method for stochastic optimization (2017)
16. Kouw, W.M., Loog, M.: A review of domain adaptation without target labels. *IEEE Transactions on Pattern Analysis and Machine Intelligence* **43**(3), 766–785 (2021). DOI 10.1109/tpami.2019.2945942. URL <http://dx.doi.org/10.1109/TPAMI.2019.2945942>
17. Krawczyk, B.: Learning from imbalanced data: open challenges and future directions. *Progress in Artificial Intelligence* **5**, 221–232 (2016)
18. Krizhevsky, A., Sutskever, I., Hinton, G.E.: Imagenet classification with deep convolutional neural networks. *Commun. ACM* **60**(6), 84–90 (2017). DOI 10.1145/3065386. URL <https://doi.org/10.1145/3065386>
19. Lecun, Y., Bottou, L., Bengio, Y., Haffner, P.: Gradient-based learning applied to document recognition. *Proceedings of the IEEE* **86**(11), 2278–2324 (1998). DOI 10.1109/5.726791
20. Lee, J., Kim, S., Kim, S., Park, J., Sohn, K.: Context-aware emotion recognition networks. In: 2019 IEEE/CVF International Conference on Computer Vision (ICCV), pp. 10142–10151 (2019). DOI 10.1109/ICCV.2019.01024
21. Li, Y., Zeng, J., Shan, S., Chen, X.: Occlusion aware facial expression recognition using cnn with attention mechanism. *IEEE Transactions on Image Processing* **28**(5), 2439–2450 (2019). DOI 10.1109/TIP.2018.2886767
22. Lin, M., Chen, Q., Yan, S.: Network in network (2014)
23. Liu, M.Y., Tuzel, O.: Coupled generative adversarial networks (2016)
24. Long, M., Cao, Y., Wang, J., Jordan, M.I.: Learning transferable features with deep adaptation networks. *ArXiv abs/1502.02791* (2015)
25. Long, M., Cao, Z., Wang, J., Jordan, M.I.: Conditional adversarial domain adaptation (2018)
26. Long, M., Zhu, H., Wang, J., Jordan, M.I.: Deep transfer learning with joint adaptation networks (2017)
27. Luo, Y., Zheng, L., Guan, T., Yu, J., Yang, Y.: Taking a closer look at domain shift: Category-level adversaries for semantics consistent domain adaptation (2019)
28. Maas, A.L.: Rectifier nonlinearities improve neural network acoustic models (2013)
29. van der Maaten, L., Hinton, G.: Visualizing data using t-sne. *Journal of Machine Learning Research* **9**(86), 2579–2605 (2008). URL <http://jmlr.org/papers/v9/vandermaaten08a.html>
30. Margolis, A.: A literature review of domain adaptation with unlabeled data (2011)
31. Mollahosseini, A., Hasani, B., Mahoor, M.H.: Affectnet: A database for facial expression, valence, and arousal computing in the wild. *IEEE Transactions on Affective Computing* **10**(1), 18–31 (2019). DOI 10.1109/TAFFC.2017.2740923
32. Nair, V., Hinton, G.E.: Rectified linear units improve restricted boltzmann machines. In: *Proceedings of the 27th International Conference on International Conference on Machine Learning, ICML’10*, p. 807–814. Omnipress, Madison, WI, USA (2010)
33. Netzer, Y., Wang, T., Coates, A., Bissacco, A., Wu, B., Ng, A.Y.: Reading digits in natural images with unsupervised feature learning. In: *NIPS Workshop on Deep Learning and Unsupervised Feature Learning 2011* (2011). URL http://ufldl.stanford.edu/housenumbers/nips2011_housenumbers.pdf
34. Nguyen, A., Nguyen, N., Tran, K., Tjiputra, E., Tran, Q.D.: Autonomous navigation in complex environments with deep multimodal fusion network. In: 2020 IEEE/RSJ International Conference on Intelligent Robots and Systems (IROS) (2020)
35. Odena, A.: Semi-supervised learning with generative adversarial networks (2016)
36. Pan, S.J., Tsang, I.W., Kwok, J.T., Yang, Q.: Domain adaptation via transfer component analysis. *IEEE Transactions on Neural Networks* **22**(2), 199–210 (2011). DOI 10.1109/TNN.2010.2091281
37. Radford, A., Metz, L., Chintala, S.: Unsupervised representation learning with deep convolutional generative adversarial networks (2016)
38. Saito, K., Watanabe, K., Ushiku, Y., Harada, T.: Maximum classifier discrepancy for unsupervised domain adaptation. In: *Proceedings of the IEEE Conference on Computer Vision and Pattern Recognition (CVPR)* (2018)

39. Salimans, T., Goodfellow, I., Zaremba, W., Cheung, V., Radford, A., Chen, X.: Improved techniques for training gans (2016)
40. Torralba, A., Efros, A.A.: Unbiased look at dataset bias. CVPR 2011 pp. 1521–1528 (2011)
41. Tzeng, E., Hoffman, J., Saenko, K., Darrell, T.: Adversarial discriminative domain adaptation. In: 2017 IEEE Conference on Computer Vision and Pattern Recognition (CVPR), pp. 2962–2971 (2017). DOI 10.1109/CVPR.2017.316
42. Tzeng, E., Hoffman, J., Zhang, N., Saenko, K., Darrell, T.: Deep domain confusion: Maximizing for domain invariance (2014)
43. Venkateswara, H., Eusebio, J., Chakraborty, S., Panchanathan, S.: Deep hashing network for unsupervised domain adaptation. In: Proceedings of the IEEE Conference on Computer Vision and Pattern Recognition, pp. 5018–5027 (2017)
44. Vincent, P., Larochelle, H., Lajoie, I., Bengio, Y., Manzagol, P.A.: Stacked denoising autoencoders: Learning useful representations in a deep network with a local denoising criterion. *J. Mach. Learn. Res.* **11**, 3371–3408 (2010)
45. Wang, M., Deng, W.: Deep visual domain adaptation: A survey. *Neurocomputing* **312**, 135–153 (2018). DOI 10.1016/j.neucom.2018.05.083. URL <http://dx.doi.org/10.1016/j.neucom.2018.05.083>