

# First direct observation of isomeric decay in neutron-rich odd-odd $^{186}\text{Ta}$

Y.X. Watanabe,<sup>1,\*</sup> P.M. Walker,<sup>2</sup> Y. Hirayama,<sup>1</sup> M. Mukai,<sup>3,1,4</sup> H. Watanabe,<sup>5,4,1</sup> G.J. Lane,<sup>6</sup> M. Ahmed,<sup>3,1,†</sup> M. Brunet,<sup>2</sup> T. Hashimoto,<sup>7</sup> S. Ishizawa,<sup>8,1,4</sup> S. Kimura,<sup>4</sup> F.G. Kondev,<sup>9</sup> Yu. A. Litvinov,<sup>10</sup> H. Miyatake,<sup>1</sup> J.Y. Moon,<sup>7</sup> T. Niwase,<sup>11,1,4</sup> M. Oyaizu,<sup>1</sup> J.H. Park,<sup>7,‡</sup> Zs. Podolyák,<sup>2</sup> M. Rosenbusch,<sup>1</sup> P. Schury,<sup>1</sup> and M. Wada<sup>1</sup>

<sup>1</sup>Wako Nuclear Science Center, Institute of Particle and Nuclear Studies,  
High Energy Accelerator Research Organization (KEK), Wako, Saitama 351-0198, Japan

<sup>2</sup>Department of Physics, University of Surrey, Guildford, GU2 7XH, United Kingdom

<sup>3</sup>University of Tsukuba, Tsukuba, Ibaraki 305-0006, Japan

<sup>4</sup>RIKEN Nishina Center for Accelerator-Based Science, Wako, Saitama 305-0198, Japan

<sup>5</sup>School of Physics, and International Research Center for Nuclei and  
Particles in the Cosmos, Beihang University, Beijing 100191, China

<sup>6</sup>Department of Nuclear Physics, Research School of Physics,  
Australian National University, Canberra, ACT 2601, Australia

<sup>7</sup>Rare Isotope Science Project, Institute for Basic Science (IBS), Daejeon 305-811, Republic of Korea

<sup>8</sup>Graduate School of Science and Engineering, Yamagata University, Yamagata 992-8510, Japan

<sup>9</sup>Physics Division, Argonne National Laboratory, Lemont, Illinois 60439, USA

<sup>10</sup>GSI Helmholtzzentrum für Schwerionenforschung, 64291 Darmstadt, Germany

<sup>11</sup>Department of Physics, Kyushu University, Nishi-ku, Fukuoka 819-0395, Japan

De-excitation  $\gamma$  rays associated with an isomeric state of  $^{186}\text{Ta}$  were investigated. The isomers were produced in multinucleon transfer reactions between a  $^{136}\text{Xe}$  beam and a natural W target, and were collected and separated by the KEK Isotope Separation System. Two  $\gamma$  transitions with energies of 161.1(2) and 186.8(1) keV associated with an isomeric decay were observed for the first time. The half-life of the isomeric state of the neutral atom  $^{186\text{m}}\text{Ta}$  was deduced as 17(2) s. Based on the comparison with the previous measurements of the isomeric state using the ESR storage ring at GSI Darmstadt and the coupling of angular momenta of individual particle orbitals in odd-odd nuclei, a decay scheme of  $^{186\text{m}}\text{Ta}$  was proposed.

PACS numbers: 21.10.Tg, 23.35.+g

## I. INTRODUCTION

Heavy neutron-rich nuclei with mass number ( $A$ ) between 180 and 200 reveal a variety of properties concerning their complex nuclear structures. Shape transitions from axially symmetric prolate shapes to oblate shapes through triaxial  $\gamma$  softness are known to take place along isotopic chains from the neutron midshell as one approaches the closed shell at  $N = 126$  due to intertwining single-particle orbitals in a deformed nuclear potential [1–4]. High- $K$  isomeric states characteristic of this nuclear region arise from the occupation of specific single-particle orbitals with the large angular momentum projection on the symmetry axis of the axial shape [5, 6]. Experimental studies of  $K$  isomers and nuclear deformations in this nuclear region are essential to enlighten the interplay between single-particle and collective degrees of freedom which formulate midshell nuclear structures. In particular, odd-odd deformed nuclei, which have complex nuclear structures related to proton-neutron interactions, sometimes exhibit long half-lives of

isomeric transitions [7]. For example, the isomeric state of  $^{180}_{73}\text{Ta}_{107}$  at an excitation energy of 77 keV has a half-life of  $> 4.5 \times 10^{16}$  yr which is much longer than the ground-state half-life, 8.15 h [8]. In spite of such interesting features of odd-odd nuclei in this mass region, experimental data of neutron-rich odd-odd nuclei are scarce in addition to their theoretical difficulties. Because most elements in the region are refractory, those neutron-rich isotopes are difficult to provide as a low-energy beam for their nuclear spectroscopy after their production. Recently, the KEK Isotope Separation System (KISS) [9] provides opportunities to perform spectroscopic studies of those neutron-rich refractory isotopes using multinucleon transfer (MNT) reactions [10] and in-gas laser ionization [11].

The  $\beta$ -decay properties of the ground state in the neutron-rich odd-odd nucleus  $^{186}\text{Ta}$  were intensively investigated [12–14] after its discovery in 1955 [15]. However, the information on its excited states was unknown for a long time. Xu *et al.* reported the identification of an isomeric state of  $^{186}\text{Ta}$  in 2004, which disintegrates to  $^{186}\text{W}$  via a  $\beta$  decay with a half-life of 1.54(5) min [16]. Recently, the excitation energy of an isomeric state of  $^{186}\text{Ta}$  was measured by the Experimental Storage Ring (ESR) at GSI Darmstadt [17]. They found the isomeric state at an energy of 336(20) keV, and observed five  $\gamma$ -decay and three  $\beta$ -decay or internal-conversion (IC) events with a half-life of  $3.0_{-0.8}^{+1.5}$  min

\* yutaka.watanabe@kek.jp

† Present address: Department of Physics, Bangladesh University of Textiles

‡ Present address: Advanced Radiation Technology Institute, Korea Atomic Energy Research Institute

for the hydrogen-like  $^{186m}\text{Ta}^{72+}$  ion. Recent theoretical studies concerning the configuration of isomers in  $^{186}\text{Ta}$  using a two-quasiparticle rotor model (TQRM) indicates the assignment of  $K^\pi = 5^- \{ \pi 7/2^+ [404] \otimes \nu 3/2^- [512] \}$ ,  $2^- \{ \pi 7/2^+ [404] \otimes \nu 3/2^- [512] \}$ , and  $8^- \{ \pi 7/2^+ [404] \otimes \nu 9/2^- [505] \}$  for the ground state and two isomeric states with the half-lives of 1.54 min and 3.0 min, respectively [18]. In spite of these efforts to understand the isomeric states both in experimental and theoretical studies, they have not been identified yet in terms of their energies, spins and parities by direct measurements of isomeric decays. Presently we report a new  $\gamma$ -ray measurement in coincidence with  $\beta$  rays and conversion electrons for  $^{186}\text{Ta}$  produced by MNT reactions, which has identified a single isomeric state and its decay scheme.

## II. EXPERIMENT

The experiment was performed using the KISS at the RIKEN RIBF facility, Japan. It focused on the isomeric decay of  $^{186,187}\text{Ta}$ , and the properties of  $^{187}\text{Ta}$  revealed through its isomeric decay were reported in Ref. [19].  $^{136}\text{Xe}$  beams accelerated up to 7.2 MeV/nucleon by the RIKEN Ring Cyclotron (RRC) accelerator were incident on a natural tungsten target of thickness  $5 \mu\text{m}$  attached to a rotating wheel. The typical beam intensity was 50 pA on the target. Various nuclei produced by the MNT reactions between  $^{136}\text{Xe}$  and  $^{\text{nat}}\text{W}$  were ejected from the target and passed through a polyimide film of thickness  $5 \mu\text{m}$  into a doughnut-shaped gas cell [20], which was filled with high-purity argon gas of pressure 80 kPa. After thermalization and neutralization in the argon gas, the now neutral atoms were transported to the exit of the gas cell. They were irradiated with two-color lasers for element-selective ionization with the laser resonance ionization technique just before the exit of the gas cell. The ionization scheme of tantalum was investigated before the experiment [21]. The ions ejected from the gas cell were transported by a stack of three multi-pole RF ion guides, and were accelerated through a voltage of 20 kV. The ions with  $A = 186$  were mass-separated by a dipole electromagnet with a resolving power of  $A/\Delta A = 900$ , and were implanted into an aluminized Mylar tape of thickness  $12.5 \mu\text{m}$ .

The Multi-Segmented Proportional Gas Counter (MSPGC) [22, 23] was placed surrounding the tape to detect  $\beta$  rays, X rays and conversion electrons produced in the decay of the implanted radioactive nuclei. The MSPGC consists of two concentric layers with 16 proportional gas counter tubes in each layer. The geometry is 200 mm in height and 90 mm in outer diameter. Four High-Purity Germanium (HPGe) clover detectors were placed surrounding the MSPGC to detect  $\gamma$  rays. With the compact configuration of the experimental setup, where the distances between the surfaces of the HPGe clover detectors and the tape were around 5 cm, the total absolute detection efficiency for full-energy peaks was

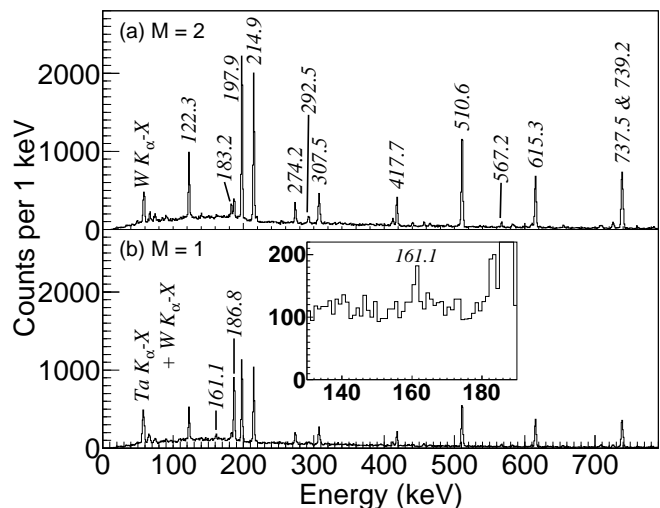


FIG. 1.  $\gamma$ -ray energy spectra in coincidence with the MSPGC hit patterns (a) “ $M = 2$ ” and (b) “ $M = 1$ ”.

15% for 150-keV  $\gamma$  rays. The beams from KISS were pulsed by an electrostatic deflector after the dipole electromagnet. Two kinds of time cycles were used; one was 1800-s beam-on and 1800-s beam-off periods (long cycle), and the other was 300-s beam-on and 300-s beam-off periods (short cycle). The tape was moved vertically by about 30 cm after each cycle to eliminate radioactivities from both the preceding implantation and the accumulated daughter nuclei. The data were accumulated in 3 long cycles and 71 short cycles with  $^{186}\text{Ta}$  beams of around 5 pps from the KISS.

## III. ANALYSIS AND RESULTS

A hit pattern analysis of the 32 gas counter tubes in the MSPGC makes it possible to separate different kinds of events. The hit pattern “ $M = 2$ ”, where one telescope (a pair of both inner and outer counter tubes on the same radius vector) fires, is sensitive to energetic  $\beta$  rays. Figure 1 (a) indicates the  $\gamma$ -ray energy spectrum in coincidence with the MSPGC hit pattern “ $M = 2$ ” summed for long- and short-cycle runs. A peak corresponding to the  $K_\alpha$  X rays of W indicates that the transitions in the daughter nuclei of the  $^{186}\text{Ta}$   $\beta$  decay contribute when this hit pattern condition is applied. Twelve peaks labeled by energy values correspond to the known  $\beta$ -delayed transitions of  $^{186}\text{Ta}$  [24]. Figure 2 shows a  $\gamma$ -ray time spectrum summed for those twelve transitions in coincidence with the MSPGC hit pattern “ $M = 2$ ” for the long-cycle run. The half-life was deduced by fitting the time spectrum to a combined function of a decay curve and a constant background for the decay period from 1800 to 3600 s; the fit is shown as a solid line. The half-life obtained in the fitting, with a reduced  $\chi^2 = 1.09$ , is 10.8(5) min, which agrees with the literature value of the  $^{186}\text{Ta}$  ground-state half-life, 10.5(3) min [24]. We could find no evidence for a

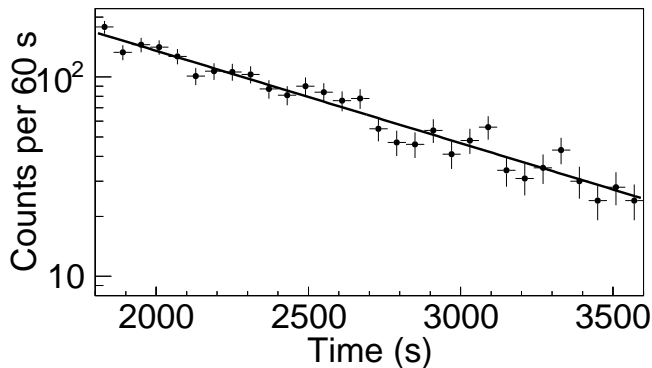


FIG. 2.  $\gamma$ -ray time spectrum summed for twelve transitions labeled in Fig 1 (a) in coincidence with the MSPGC hit pattern “ $M = 2$ ”. The line through the data is a log-likelihood fit to the decay (beam off) period from 1800 to 3600 s, yielding a half-life of 10.8(5) min.

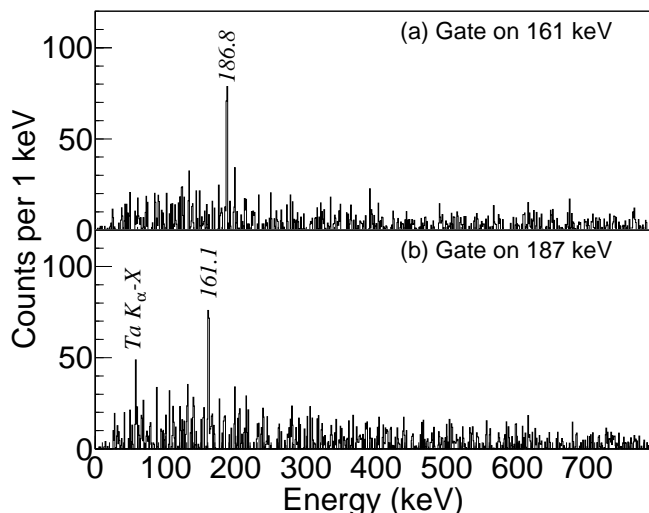


FIG. 3. Background-subtracted  $\gamma$ -ray energy projections measured with gates on (a) 161- and (b) 187-keV  $\gamma$  rays, respectively, and without MSPGC coincidence.

decay component with a half-life around 1.5 min reported in Ref. [16].

Figure 1 (b) exhibits the  $\gamma$ -ray energy spectrum in coincidence with the MSPGC hit pattern “ $M = 1$ ”, where only one counter tube in the inner layer fires. This detection mode is sensitive to X rays and low-energy conversion electrons by suppressing the events owing to the energetic  $\beta$  rays. It is found that the peak heights corresponding to the  $\beta$ -delayed  $\gamma$  rays decrease. Furthermore, the emergence of a peak corresponding to the  $K_\alpha$  X rays of Ta indicates that the conversion electrons fire the MSPGC with this hit pattern condition. Two previously unreported peaks at energies of 161.1(2) keV and 186.8(1) keV were found. The inset enlarges the spectrum at the energies around 160 keV.

Figure 3 (a) and (b) show background-subtracted  $\gamma$ -ray energy projections measured with gates on the 161-

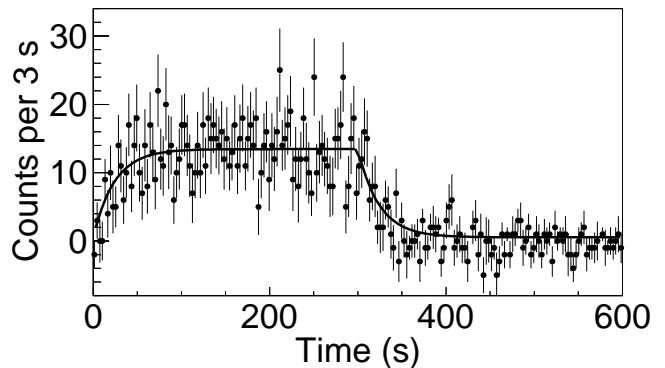


FIG. 4. Background-subtracted  $\gamma$ -ray time spectrum summed for 161- and 187-keV transitions in coincidence with the MSPGC hit pattern “ $M = 1$ ”. The line through the data is a log-likelihood fit to the growth (beam on) and decay (beam off) periods, each of 300 s duration, yielding a half-life of 17(2) s.

and 187-keV  $\gamma$  rays, respectively, and without MSPGC coincidence. They clearly prove the coincidence between the 187- and 161-keV  $\gamma$  rays, indicating that they are cascading transitions. The counts of the 161- and 187-keV  $\gamma$  peaks in Fig. 1 (b) are 147(32) and 1845(50), respectively. Because the 161-keV peak count is more than ten times smaller than the 187-keV peak count, the 161-keV transition is considered to be highly converted implying a large multipolarity, and further that the 161-keV transition is the isomeric transition. It is supported by the  $K_\alpha$ -X-ray peak of Ta shown in the  $\gamma$ -ray energy spectrum in coincidence with the 187-keV  $\gamma$  rays on Fig. 3 (b).

Figure 4 shows a background-subtracted  $\gamma$ -ray time spectrum summed for 161- and 187-keV transitions in coincidence with the MSPGC hit pattern “ $M = 1$ ” for the short-cycle runs. The half-life was deduced by fitting the time spectrum to a combined function of a growth curve, a decay curve and a constant background; the fit is shown as a solid line. The half-life obtained in the fitting, with a reduced  $\chi^2 = 0.94$ , is 17(2) s, which is shorter than the half-life of the ground state of  $^{186}\text{Ta}$ , 10.5(3) min [24]. Therefore the newly found 161- and 187-keV  $\gamma$  transitions are considered to be cascading transitions from an isomeric state in  $^{186}\text{Ta}$ , with a half-life of 17(2) s.

To investigate a possible  $\beta$ -decay mode from the isomeric state, a  $\gamma$ -ray energy spectrum with a time gate from 400 s to 600 s was subtracted from a spectrum with a time gate from 100 s to 300 s in the short cycle runs with the coincidence of the MSPGC hit pattern “ $M = 1$ ” and “ $M = 2$ ” as shown in Fig. 5. Because there are no  $\gamma$ -ray peaks that follow a decay curve with the half-life of 17 s, except for the 161- and 187-keV lines, the isomeric decay predominantly proceeds either with  $\gamma$  transition or with IC.

The energy of the isomeric state, 347.9(2) keV, was obtained from the sum of the two transition energies. It agrees with the excitation energy measured by the ESR at GSI Darmstadt, 336(20) keV [17].

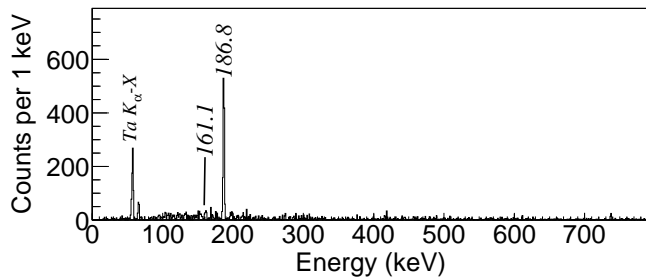


FIG. 5.  $\gamma$ -ray energy spectrum with a time gate from 100 s to 300 s subtracting a spectrum with a time gate from 400 s to 600 s in the short cycle runs with the coincidence of the MSPG hit pattern “ $M = 1$ ” and “ $M = 2$ ”.

TABLE I. Theoretical values of total and K conversion coefficients in the neutral atom,  $\alpha_{\text{tot}}$  and  $\alpha_{\text{K}}$  [25], respectively, and in the hydrogen-like ion,  $\alpha_{\text{K}(1e)}$  [26], for the 161-keV transition in  $^{186}\text{Ta}$ . The last column indicates the ratio of  $1 + \alpha_{\text{K}(1e)}$  to  $1 + \alpha_{\text{tot}}$ .

Multipolarity	$\alpha_{\text{tot}}$	$\alpha_{\text{K}}$	$\alpha_{\text{K}(1e)}$	$\frac{1 + \alpha_{\text{K}(1e)}}{1 + \alpha_{\text{tot}}}$
E1	0.11	0.09	0.044	0.94
M1	1.1	0.9	0.47	0.70
E2	0.6	0.3	0.15	0.72
M2	6.9	5.2	2.6	0.46
E3	6.3	0.9	0.44	0.20
M3	36	20	10	0.30

#### IV. DISCUSSION

The obtained half-life of the neutral  $^{186\text{m}}\text{Ta}$ , 17(2) s, is shorter than the half-life measured in the ESR,  $3.0_{-0.8}^{+1.5}$  min, for a hydrogen-like  $^{186\text{m}}\text{Ta}^{72+}$  [17]. The difference is considered to come from the components of IC, which are suppressed in the hydrogen-like ion. The ratio of the half-lives,  $0.09_{-0.05}^{+0.03}$ , should be compared to  $(1 + \alpha_{\text{K}(1e)})/(1 + \alpha_{\text{tot}})$ , where  $\alpha_{\text{tot}}$  and  $\alpha_{\text{K}(1e)}$  are the total conversion coefficient for the neutral atom and the K-conversion coefficient for the hydrogen-like ion, respectively. Table I summarizes those calculated conversion coefficients of the 161-keV transition of  $^{186}\text{Ta}$  for various multiplicities. The value of  $(1 + \alpha_{\text{K}(1e)})/(1 + \alpha_{\text{tot}}) = 0.20$  for the multipolarity E3 is the closest to the ratio of the measured half-lives. Furthermore, the ratio of the efficiency-corrected peak count of Ta  $\text{K}_\alpha$  X rays to the 161-keV  $\gamma$  rays in Fig. 3 (b) is 0.70(18). It should be compared to  $\alpha_{\text{K}}$ . The value of  $\alpha_{\text{K}} \times \omega_{\text{K}} / \{1 + p(\text{K}_\beta)/p(\text{K}_\alpha)\} = 0.68$  for the multipolarity E3, where  $\omega_{\text{K}} = 0.952(4)$  and  $p(\text{K}_\beta)/p(\text{K}_\alpha) = 0.267(4)$  [27] are the K-shell fluorescence yield and the emission probability ratio of Ta, respectively, also agrees with the measured value. Therefore, the transition de-exciting the 17-s isomer is interpreted as having a multipolarity of E3.

The measurements in the ESR reported five  $\gamma$ -decay and three  $\beta$ -decay or IC events from the isomeric state [17]. It should be noted that the  $\beta$ -decay and IC

TABLE II. Calculated conversion coefficients for the 187-keV transition of  $^{186}\text{Ta}$ ,  $\alpha(187 \text{ keV})$  [25], and the ratio compared to the conversion coefficient of the E3 161-keV transition.

Multipolarity	$\alpha(187 \text{ keV})$	$\frac{\alpha(161 \text{ keV, E3})}{\alpha(187 \text{ keV})}$
E1	0.072	88
M1	0.74	8.5
E2	0.37	17
M2	4.0	1.6

events cannot be distinguished in the ESR data. When the five  $\gamma$ -decay events are by the E3 transition with  $\alpha_{\text{K}(1e)} = 0.44$ , 2.2(10) events are expected by IC in average. Observation of three  $\beta$ -decay or IC events in the ESR support the dominance of  $\gamma$ -decay and IC modes from the isomeric state.

In Fig. 3, the 187-keV (161-keV)  $\gamma$  ray is observed when it is detected by the HPGe detectors in coincidence with a conversion electron from the 161-keV (187-keV) transition detected by the MSPGC. The detected counts of the 161- and 187-keV  $\gamma$  rays,  $N_{161}$  and  $N_{187}$ , are written as,

$$N_{161} = N_{\text{iso}} \times \frac{1}{1 + \alpha_{161}} \times \varepsilon_{\gamma 161} \times \frac{\alpha_{187}}{1 + \alpha_{187}} \times \varepsilon_{\text{CE}187}, \quad (1)$$

$$N_{187} = N_{\text{iso}} \times \frac{1}{1 + \alpha_{187}} \times \varepsilon_{\gamma 187} \times \frac{\alpha_{161}}{1 + \alpha_{161}} \times \varepsilon_{\text{CE}161}, \quad (2)$$

where  $N_{\text{iso}}$  is the number of isomeric decays, and  $\alpha_{161(187)}$ ,  $\varepsilon_{\gamma 161(187)}$  and  $\varepsilon_{\text{CE}161(187)}$  are the conversion coefficient, the  $\gamma$ -ray full-energy peak efficiency and the conversion-electron detection efficiency for the 161(187)-keV transition. Therefore the ratio of conversion coefficients for the 161- and 187-keV transitions is related to the ratio of their detected  $\gamma$ -ray counts through the equation,

$$\frac{\alpha_{161}}{\alpha_{187}} = \frac{N_{187}}{N_{161}} \times \frac{\varepsilon_{\gamma 161}}{\varepsilon_{\gamma 187}}, \quad (3)$$

where  $\varepsilon_{\text{CE}187} = \varepsilon_{\text{CE}161}$  is assumed. Table II summarizes the calculated conversion coefficients of the 187-keV transition for various electromagnetic multiplicities [25]. The last column indicates the ratio of the conversion coefficients for an E3 161-keV transition compared to a 187-keV transition. The ratio of the efficiency-corrected  $\gamma$ -ray count for the 187-keV transition to the 161-keV transition is 12.8(28), which agrees with ratios for the pure M1 and E2 transitions in Table II within two standard deviations. The 187-keV transition can most probably be considered as a mixed M1/E2 transition. Assuming the theoretical conversion coefficient of the E3 161-keV transition in Table I,  $\alpha_{161} = 6.3$ , the conversion coefficient of the M1/E2-mixed 187-keV transition becomes  $\alpha(\text{M1/E2}) = 0.49(11)$  from the measured  $\gamma$ -ray intensity ratio, 12.8(28).

Based on the above considerations, we propose a decay scheme of the isomeric state as shown in Fig. 6. The spin and parity of the ground state for the nearest neighbor odd- $A$  isotope and isotone of  $^{186}\text{Ta}$ ,  $^{185}\text{Ta}$

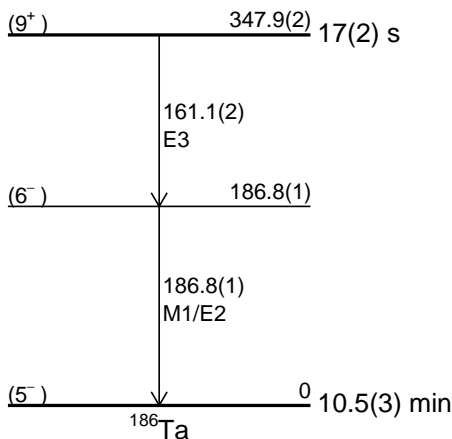


FIG. 6. Proposed decay scheme for the isomeric state in  $^{186}\text{Ta}$ . Labels with arrows indicate the  $\gamma$ -ray energies in keV and the electromagnetic multiplicities are also shown. The ground-state half-life is from Ref. [24].

and  $^{187}\text{W}$ , is  $(7/2^+)$  and  $3/2^-$ , respectively [28, 29]. They are considered to be due to the single-particle orbitals of the 73rd proton,  $\pi 7/2^+[404]$ , and the 113th neutron,  $\nu 3/2^- [512]$ , respectively. The coupling of the angular momenta of those individual particle states in  $^{186}\text{Ta}$  gives the lower energy state with the parallel-spin configuration  $K^\pi = 5^- \{ \pi 7/2^+[404] \otimes \nu 3/2^- [512] \}$  [18, 30], which is considered as the ground state of  $^{186}\text{Ta}$ . We assigned  $6^-$  and  $9^+$  for the 187-keV excited state and the isomeric state, respectively, based on  $5^-$  of the ground state and the multiplicities discussed above. The proposed decay scheme indicates that the  $K^\pi = 9^+$  isomeric state decays to the first member of the rotational band of the  $K^\pi = 5^-$  ground state. Sood and Gowrishankar suggested  $K^\pi = 8^-$  for the isomeric state [18], however our measurements indicate  $K^\pi = 9^+$ . They also suggest that a  $K^\pi = 9^+$  state is possible with an antiparallel-spin two-quasiparticle configuration  $\pi 7/2[404] \otimes \nu 11/2[615]$ . The parallel-spin partner of the isomeric state,  $K^\pi = 2^+ \{ \pi 7/2^+[404] \otimes \nu 11/2^+[615] \}$ , and the antiparallel-spin partner of the ground state,  $K^\pi = 2^- \{ \pi 7/2^+[404] \otimes \nu 3/2^- [512] \}$ , are located at excited energies between the isomeric state and the ground state [18, 30]. However the transition from the isomeric state to those states is strongly suppressed by the large  $K$  change  $\Delta K = 7$ .

Adopting the theoretical conversion coefficient 6.3 for the E3 161-keV transition in Table I, its partial  $\gamma$ -decay half-life,  $T_{1/2}^\gamma$ , becomes 2.1(2) min, which gives a reduced transition strength of  $B(E3) = 1.7(2) \times 10^{-3}$  W.u. The hindrance factor  $F_W = T_{1/2}^\gamma / T_{1/2}^W$ , where  $T_{1/2}^W$  is

the Weisskopf estimate of the half-life, is obtained as  $5.9(7) \times 10^2$ . This value is consistent with the experimental range for E3 transitions in Ref. [31, 32] with  $K$  forbiddenness  $\nu = \Delta K - \lambda = 1$ , where  $\Delta K = 4$  and the transition multipolarity is  $\lambda = 3$ . The direct M4 348-keV transition from the isomeric state to the ground state with  $\Delta K = 4$  and  $\lambda = 4$  could have a lower hindrance factor  $F_W \sim 10^{-1}$  [31]. However, the corresponding partial half-life, 20 min, obtained by considering the theoretical conversion coefficient, 5.3 [25], is much longer than the measured half-life, 17(2) s, indicating that such a direct M4 transition is significantly suppressed.

## V. SUMMARY

We have measured  $\gamma$  rays associated with the isomeric decay of a 348-keV state in  $^{186}\text{Ta}$ , and found two transitions with energies of 161.1(2) and 186.8(1) keV for the first time. The fit to the time spectrum for those two transitions indicates an isomeric state with a half-life of 17(2) s. The comparison with the previous measurement obtained with the ESR at GSI Darmstadt, suggests that the 161-keV isomeric transition has an electromagnetic multipolarity of E3, which is followed by the 187-keV transition (M1/E2). A decay scheme of  $^{186\text{m}}\text{Ta}$  was proposed by considering the coupling of the angular momenta of individual particle orbitals in odd-odd nuclei, assigning spin-parities of  $9^+$ ,  $6^-$  and  $5^-$  to the isomeric, excited and ground states, respectively. It indicates that the  $K^\pi = 9^+$  isomer decays to the first member in the rotational band of the  $K^\pi = 5^-$  ground state. The hindrance factor for the isomeric transition is consistent with systematics [31, 32] supporting the proposed decay scheme. We could not find any evidence for  $\beta$  decay from the observed isomer, or from any other state with a half-life around 1.5 min [16], in our measurements.

## ACKNOWLEDGMENTS

This experiment was performed at RI Beam Factory operated by RIKEN Nishina Center and CNS, University of Tokyo. The authors gratefully acknowledge the accelerator staff for their support. This work was funded in part by Grants No. JP23244060, No. JP24740180, No. JP26247044, No. JP15H02096, No. JP17H01132, No. JP17H06090, and No. JP18H03711 from JSPS KAKENHI; No. ST/P005314/1 from United Kingdom STFC; No. 11921006 and No. 11835001 from NSFC; No. 628241 ‘‘ASTRUM’’ from ERC (Horizon 2020); and No. DE-AC02-06CH11357 from U.S. Department of Energy (Office of Nuclear Physics).

[1] K. Nomura *et al.*, Spectroscopic calculations of the low-lying structure in exotic Os and W isotopes, Phys. Rev.

- [2] L. Robledo *et al.*, Role of triaxiality in the ground-state shape of neutron-rich Yb, Hf, W, Os and Pt isotopes, *J. Phys. G* **36**, 115104 (2009).
- [3] P. Sarriguren *et al.*, Shape transitions in neutron-rich Yb, Hf, W, Os, and Pt isotopes within a Skyrme Hartree-Fock + BCS approach, *Phys. Rev. C* **77**, 064322 (2008).
- [4] P. Stevenson *et al.*, Shape evolution in the neutron-rich tungsten region, *Phys. Rev. C* **72**, 047303 (2005).
- [5] G. D. Dracoulis, P. M. Walker, and F. G. Kondev, Review of metastable states in heavy nuclei, *Rep. Prog. Phys.* **79**, 076301 (2016).
- [6] P. M. Walker and G. D. Dracoulis, Exotic isomers in deformed atomic nuclei, *Hyperfine Interactions* **135**, 83 (2001).
- [7] A. K. Jain *et al.*, Nuclear structure in odd-odd nuclei,  $144 \leq A \leq 194$ , *Rev. Mod. Phys.* **70**, 843 (1998).
- [8] B. Lehnert *et al.*, Search for the decay of nature's rarest isotope  $^{180\text{m}}\text{Ta}$ , *Phys. Rev. C* **95**, 044306 (2017).
- [9] Y. Hirayama *et al.*, Laser ion source for multi-nucleon transfer reaction products, *Nucl. Instrum. Methods B* **353**, 4 (2015).
- [10] Y. X. Watanabe *et al.*, Pathway for the production of neutron-rich isotopes around the  $N = 126$  shell closure, *Phys. Rev. Lett.* **115**, 172503 (2015).
- [11] Y. Kudryavtsev *et al.*, Beams of short lived nuclei produced by selective laser ionization in a gas cell, *Nucl. Instrum. Methods B* **114**, 350 (1996).
- [12] E. Monnard *et al.*, Désintégration radioactive du  $^{186}\text{Ta}$ , *Nucl. Phys. A* **134**, 321 (1969).
- [13] B. P. Pathak *et al.*, Decay of  $\text{Ta}^{186}$  to levels in  $\text{W}^{186}$ , *Phys. Rev. C* **1**, 1477 (1970).
- [14] S. C. Gujrathi and S. K. Mark, Levels of  $^{186}\text{W}$  from the decay of  $^{186}\text{Ta}$ , *Canadian Journal of Physics* **51**, 241 (1973).
- [15] A. J. Poë, Radioactive  $^{186\text{m}}\text{Tantalum}$ , *Philosophical Magazine* **46**, 1165 (1955).
- [16] Y. Xu *et al.*, Identification of  $^{186\text{m}}\text{Ta}$ , *J. Phys. Soc. Jpn.* **73**, 2588 (2004).
- [17] M. Reed *et al.*, Long-lived isomers in neutron-rich  $Z = 72\text{--}76$  nuclides, *Phys. Rev. C* **86**, 054321 (2012).
- [18] P. C. Sood and R. Gowrishankar, Configuration assignments to isomers in the neutron-rich  $^{186}\text{Ta}$  ( $Z = 73$ ) nucleus, *Phys. Rev. C* **90**, 067303 (2014).
- [19] P. M. Walker *et al.*, Properties of  $^{187}\text{Ta}$  revealed through isomeric decay, *Phys. Rev. Lett.* **125**, 192505 (2020).
- [20] Y. Hirayama *et al.*, Doughnut-shaped gas cell for KEK isotope separation system, *Nucl. Instrum. Methods B* **412**, 11 (2017).
- [21] Y. Hirayama *et al.*, Efficient two-color two-step laser ionization schemes of  $\lambda \sim 250$  nm and  $\lambda = 307.9$  nm for heavy refractory elements — measurements of ionization cross-sections and hyperfine spectra of tantalum and tungsten, *Review of Scientific Instruments* **90**, 115104 (2019).
- [22] M. Mukai *et al.*, High-efficiency and low-background multi-segmented proportional gas counter for  $\beta$ -decay spectroscopy, *Nucl. Instrum. Methods A* **884**, 1 (2018).
- [23] Y. Hirayama *et al.*, Three-dimensional tracking multi-segmented proportional gas counter for  $\beta$ -decay spectroscopy of unstable nuclei, *Nucl. Instrum. Methods A* **997**, 165152 (2021).
- [24] C. M. Baglin, Nuclear data sheets for  $A = 186$ , *Nucl. Data Sheet* **99**, 1 (2003).
- [25] T. Kibédi *et al.*, Evaluation of theoretical conversion coefficients using BrIcc, *Nucl. Instrum. Methods A* **589**, 202 (2008).
- [26] T. Kibédi, Private communication.
- [27] E. Schönfeld and H. Janßen, Evaluation of atomic shell data, *Nucl. Instrum. Methods A* **369**, 527 (1996).
- [28] S. C. Wu, Nuclear data sheets for  $A = 185$ , *Nucl. Data Sheet* **106**, 619 (2005).
- [29] M. S. Basunia, Nuclear data sheets for  $A = 187$ , *Nucl. Data Sheet* **110**, 999 (2009).
- [30] C. J. Gallagher, Jr. and S. A. Moszkowski, Coupling of angular momenta in odd-odd nuclei, *Phys. Rev.* **111**, 1282 (1958).
- [31] K. E. G. Löbner, Systematics of absolute transition probabilities of  $K$ -forbidden gamma-ray transitions, *Phys. Lett. B* **26**, 369 (1968).
- [32] F. G. Kondev, G. D. Dracoulis, and T. Kibédi, Configurations and hindered decays of  $K$  isomers in deformed nuclei with  $A > 100$ , *At. Data Nucl. Data Tables* **103–104**, 50 (2015).