

Classes of Explicit Phylogenetic Networks and their Biological and Mathematical Significance

Sungsik Kong^{1,†}, Joan Carles Pons^{2,†}, Laura Kubatko^{1,3}, and Kristina Wicke^{4,*}

¹*Department of Evolution, Ecology, and Organismal Biology, The Ohio State University, Columbus OH, USA*

²*Department of Mathematics and Computer Science, University of the Balearic Islands, Palma 07122, Spain*

³*Department of Statistics, The Ohio State University, Columbus OH, USA*

⁴*Department of Mathematics, The Ohio State University, Columbus OH, USA*

Abstract

The evolutionary relationships among organisms have traditionally been represented using rooted phylogenetic trees. However, due to reticulate processes such as hybridization or lateral gene transfer, evolution cannot always be adequately represented by a phylogenetic tree, and rooted phylogenetic networks that describe such complex processes have been introduced as a generalization of rooted phylogenetic trees. In fact, estimating rooted phylogenetic networks from genomic sequence data and analyzing their structural properties is one of the most important tasks in contemporary phylogenetics. Over the last two decades, several subclasses of rooted phylogenetic networks (characterized by certain structural constraints) have been introduced in the literature, either to model specific biological phenomena or to enable tractable mathematical and computational analyses. In the present manuscript, we provide a thorough review of these network classes, as well as provide a biological interpretation of the structural constraints underlying these networks where possible. In addition, we discuss how imposing structural constraints on the network topology can be used to address the scalability and identifiability challenges faced in the estimation of phylogenetic networks from empirical data.

Keywords: hybridization, introgression, lateral gene transfer, phylogenetic tree, phylogenetic network

[†]These authors contributed equally to this work.

*Corresponding author

Email address: wicke.6@osu.edu

1 Introduction

Reconstructing and analyzing the evolutionary relationships among organisms is a central goal in evolutionary biology. Rooted phylogenetic trees (often simply referred to as *phylogenies*) have traditionally been used to represent the evolutionary history for a collection of taxa. In a rooted phylogenetic tree, the leaves (or terminal vertices) usually represent sampled extant taxa, the root corresponds to the most recent common ancestor of the taxa under consideration, and all other interior vertices can be interpreted as split (or speciation) events, where some ancestral taxon evolved into two (or more) distinct taxa. In particular, rooted phylogenetic trees assume vertical inheritance, where genomic material is transmitted from an ancestral species to a descendant species.

However, it is nowadays widely accepted that the evolutionary pathway of an organism is not always tree-like and that many systems in nature experience events in which genetic information is transferred ‘horizontally’ between taxa rather than ‘vertically’. These events include hybridization (which in turn includes hybrid speciation and introgression (Anderson, 1953)), lateral gene transfer (LGT; sometimes also called horizontal gene transfer (HGT)), and recombination. Briefly, hybrid speciation refers to the emergence of a novel lineage through interbreeding between two distinct parental lineages. Introgression describes the transmission of genetic information from one lineage (the donor) to another lineage (the recipient) by repeated backcrossing of a hybrid daughter with one of its parents, whereas LGT usually refers to the transmission of genetic material from a donor to a recipient via processes such as transformation, transduction, or conjugation (see Figure 1 for a schematic representation of hybrid speciation and introgression/LGT). Finally, recombination refers to a rearrangement of genetic material through crossing over of chromosomes during reproduction between a pair of individuals in the same lineage. Note that recombination is thus an intraspecific process, whereas hybrid speciation and LGT are interspecific processes.

Because phylogenetic trees are not adequate to represent non-treelike evolutionary histories such as those described above, rooted phylogenetic networks have been proposed as a generalization of rooted phylogenetic trees in the literature. Rooted phylogenetic networks are often referred to as explicit (directed) networks since they explicitly depict the evolution of a group of organisms from a common ancestor via a combination of splitting and reticulation events. In brief, an explicit phylogenetic network is a rooted directed graph with all edges directed away from the root (see Definition 1 for a formal definition). It is important to distinguish explicit networks from implicit or abstract networks such as split networks (Bandelt and Dress, 1992) or median-joining networks (Bandelt et al., 1999) that depict phenetic relatedness based on overall similarity among taxa but do not represent information on the evolutionary history or direction of evolution (Kong et al., 2015; Sánchez-Pacheco et al., 2020). More recently, an ‘intermediate’ class of phylogenetic networks, semi-directed phylogenetic networks, was introduced in the literature (e.g., Solís-Lemus and Ané (2016)). Roughly, semi-directed phylogenetic networks are obtained from rooted phylogenetic networks by suppressing the root and ignoring the direction of all edges, except for those involved in a reticulation event, thus keeping information on which vertices are reticulations.

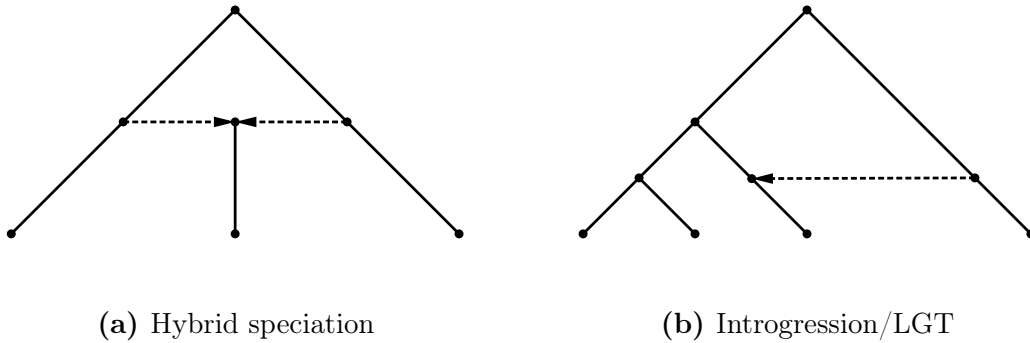


Figure 1: (a) Schematic representation of hybrid speciation, where the horizontal dotted lines indicate interbreeding from two distinct ancestral populations that leads to formation of a hybrid taxon. (b) Schematic representation of introgression/LGT, where the right-most lineage transfers genetic information to another lineage at the point in the evolutionary history indicated by the directed horizontal dotted edge.

In this paper, we focus on explicit networks as these networks directly model the evolutionary history of a collection of species, rather than simply displaying species similarity, and thus have direct biological relevance. The reconstruction and analysis of these networks is one of the most active areas of research in computational or mathematical phylogenetics and a variety of subclasses of rooted phylogenetic networks have been introduced in the literature. Some of these classes were introduced to explicitly model specific evolutionary scenarios, whereas others seem to have been mainly established for mathematical convenience or computational tractability.

We aim at providing a thorough review of these network classes, as well as an analysis of which are biologically interpretable (in the sense that they depict realistic evolutionary scenarios and are expected to capture features of the true evolutionary history for empirical data sets) and which are merely of mathematical interest. In addition, we discuss how imposing structural constraints on the networks can address mathematical and computational challenges faced when estimating phylogenetic networks from data. Here, we focus in particular on the notions of scalability and identifiability. By *scalability*, we mean how the performance of the inference method, in terms of both computational time and accuracy, changes as the size of the problem (e.g., the number of taxa, the amount of available data, or both; or the complexity of the network, e.g., the number of reticulations in the network) increases. By *identifiability*, we are referring to the study of which features of the phylogenetic network are uniquely determined by the model from which the data arise or are uniquely characterized by certain substructures of the network like ‘displayed’ trees.

To our knowledge, this study is the first comprehensive review of the more than 20 classes of explicit phylogenetic networks discussed in the literature that not only summarizes their structural properties but also establishes a connection to biological processes (where possi-

ble), discusses some scalability challenges faced in network estimation in practice and reviews identifiability results obtained for different classes. We remark, however, that there are some excellent books or book chapters on the general topic of phylogenetic networks and related concepts (e.g., Huson et al., 2011; Morrison, 2011; Gusfield, 2014; Steel, 2016; Zhang, 2019) as well as some web resources such as the websites “Who is Who in Phylogenetic Networks”¹ (Agarwal et al., 2016) and “ISIPhyNC (Information System on Inclusions of Phylogenetic Network Classes)”² (Gambette et al., 2018b).

Note, however, that we restrict our review to binary phylogenetic networks, in which each speciation event leads to precisely two new species and each reticulation event involves exactly two parental species. On one hand, rooted binary phylogenetic networks are the most common type of explicit phylogenetic networks studied in the literature. On the other hand, we are particularly interested in the biological meaning of the networks under consideration and it is biologically unlikely that a speciation event results in three or more new lineages or that a reticulation event involves three or more distinct species. Nevertheless, we remark that rooted non-binary (or multifurcating) phylogenetic networks can, for example, be useful to reflect uncertainty in the order of speciation or reticulation events.

The remainder of this paper is organized as follows. We begin by introducing and discussing the most important concept of this paper, namely rooted binary phylogenetic networks, in Section 2. In addition, we introduce additional terminology and notation used throughout this manuscript. In Section 3, we then provide a comprehensive review of more than 20 classes of rooted binary phylogenetic networks currently used in the literature. We first describe classes of networks with an underlying biological interpretation (Section 3.1), before discussing additional classes not linked to biology yet (Section 3.2). Afterwards, in Section 4, we discuss two important mathematical and computational challenges in estimating phylogenetic networks from data. More precisely, we consider the notions of scalability and identifiability. In particular, we describe why and how scalability and identifiability issues affect phylogenetic network estimation in practice. We also review approaches used to address these challenges, and we summarize positive and negative results obtained, highlighting the impact of structural constraints on the estimation of networks. We end with a brief discussion in Section 5.

2 Rooted binary phylogenetic networks and related concepts

Before we can review and discuss various classes of rooted binary phylogenetic networks and discuss their biological relevance, we need to provide a formal definition and to introduce some additional definitions and concepts.

¹<https://phylnet.univ-mlv.fr/>

²<https://phylnet.univ-mlv.fr/isiphync/index.php>

Phylogenetic networks and phylogenetic trees. Throughout the paper, X denotes a non-empty finite set (of taxa).

Definition 1 (Rooted binary phylogenetic network). A *rooted binary phylogenetic network* $\mathcal{N} = (V, E)$ on X with root ρ is a rooted directed acyclic graph with no parallel arcs satisfying the following properties:

- (i) the (unique) root ρ has in-degree zero and out-degree two;
- (ii) a vertex with out-degree zero has in-degree one, and the set of vertices with out-degree zero is identified with X ;
- (iii) all other vertices have either in-degree one and out-degree two, or in-degree two and out-degree one.

For technical reasons, if $|X| = 1$, we allow \mathcal{N} to consist of the single vertex in X . Moreover, the vertices in X are called *leaves*, the vertices with in-degree one and out-degree two are called *tree vertices*, and the vertices with in-degree two and out-degree one are called *reticulation vertices*. All arcs directed into a reticulation vertex are called *reticulation arcs* and all other arcs are called *tree arcs*. An example of a rooted binary phylogenetic network is depicted in Figure 2. Here, as in all subsequent figures in the paper, arcs are directed down the page.

Two networks $\mathcal{N}_1 = (V_1, E_1)$ and $\mathcal{N}_2 = (V_2, E_2)$ on X are said to be *isomorphic* if there exists a bijection $\varphi : V_1 \rightarrow V_2$ such that $\varphi(x) = x$ for all $x \in X$, and (u, v) is an arc in \mathcal{N}_1 if and only if $(\varphi(u), \varphi(v))$ is an arc in \mathcal{N}_2 .

A *rooted binary phylogenetic X -tree* \mathcal{T} is a rooted binary phylogenetic network on X with no reticulation. Unless explicitly stated otherwise, when we refer to phylogenetic networks (trees), we will always mean rooted binary phylogenetic networks (trees).

Finally, note that for most parts of the paper we are interested in structural properties of different phylogenetic networks, i.e., we are interested in network *topologies* or *shapes*. However, when discussing the concepts of scalability and identifiability in Section 4, we will also mention branch lengths and inheritance probabilities. In this case, we assume that each arc of \mathcal{N} has a non-negative real-valued length, i.e., we assume that there exists a mapping $w : E \rightarrow \mathbb{R}_{\geq 0}$ under which each arc e of \mathcal{N} is assigned the weight $w(e)$. Additionally, if v is a reticulation vertex with in-coming reticulation arcs $e_1 = (u_1, v)$ and $e_2 = (u_2, v)$, we assume that e_1 and e_2 are associated with probabilities $\gamma_{e_1} \in (0, 1)$ and $\gamma_{e_2} = 1 - \gamma_{e_1}$ that indicate the proportional contribution of genetic material or features that vertex v inherits from its parents u_1 and u_2 , respectively.

Inherent assumptions underlying Definition 1. Before discussing additional concepts related to phylogenetic networks, we want to point out some inherent assumptions about the evolutionary history of a group of organisms that underlie Definition 1. First, as indicated in the introduction, phylogenetic networks in the sense of this definition depict evolution as a

directed process starting at the root of the network and moving towards its leaves. Here, the root corresponds to the most recent common ancestor of the organisms under consideration, and this ancestral organism is assumed to be unique. However, the phylogenetic network does not contain any information about the ancestry of the root itself. Moreover, it is assumed that all taxa under consideration correspond to the leaves of the network, whereas all internal vertices represent hypothetical ancestral species. In particular, it is assumed that all data observed today is observed at the leaves of the network.

Additionally, Definition 1 establishes a bijection between the taxa under consideration (represented by the set X) and the set of leaves of the network (since the two sets are identified). This means that a particular leaf of a phylogenetic network represents precisely one species and a particular species is represented by precisely one leaf. In other words, multi-labelling of leaves (i.e., two or more leaves representing the same species) is excluded. However, there is a close relationship between phylogenetic networks and multi-labelled trees (MUL-trees), leaf-labelled trees where more than one leaf may have the same label, that for example arise in the study of polyploids (organisms having multiple complete copies of their genome). In particular, it has been shown that a phylogenetic network can be ‘unfolded’ to obtain a MUL-tree, and a MUL-tree can under certain conditions be ‘folded’ into a phylogenetic network that exhibits it (Huber and Moulton, 2006; Huber et al., 2016; Huber and Scholz, 2020).

Third, and again as indicated in the introduction, Definition 1 imposes certain constraints on the degrees of vertices of the network. Tree vertices have an out-degree of precisely two, implying that each speciation event leads to precisely two new species. In other words, *polytomies*, i.e., vertices with an out-degree of three or greater which can either be interpreted as uncertainty in the order of speciation events (soft polytomies) or simultaneous divergence of three or more species (hard polytomies) are excluded from the definition. Similarly, reticulation vertices have an in-degree of exactly two, implying that exactly two parental species are involved in a reticulation event. In addition, all reticulation vertices have an out-degree of one. This can be seen as a way of representing the reticulation *process* with the single child of a reticulation vertex representing the *resulting* taxon. Note that by collapsing both vertices (i.e., the reticulation vertex and its child) into a single vertex representing both the reticulation process and the resulting organism, equivalent mathematical models are obtained. We remark, however, that requiring reticulation vertices to have an out-degree of one does not exclude the single child of the reticulation vertex from being a reticulation vertex itself. As an example, the single child of the reticulation vertex u of the phylogenetic network \mathcal{N}_2 depicted in Figure 4 is itself a reticulation vertex. Last, there are no vertices of in-degree less or equal to one and out-degree one (often referred to as *elementary* vertices). An elementary vertex would represent a species that has only one descendant, and it is impossible to distinguish this ancestral species from its unique descendant through biological information only.

As a final observation note that both arcs directed into a reticulation vertex are commonly referred to as ‘reticulation arcs’. In particular, they are treated symmetrically and are not

distinguished from each other. While this assumption is suitable for modelling hybridization or recombination events where both parental organisms play a symmetrical role in producing the resulting organism, it is less suitable when modelling events of LGT or introgression. In this case, it is often assumed that every reticulation vertex has a single (incoming) reticulation arc, whereas the other in-coming arc is a non-reticulation arc. Under these assumptions, a phylogenetic network can be seen as a ‘backbone tree’ composed by non-reticulation arcs representing the main line of evolution with additional arcs, that is reticulation arcs, added to it (Cardona et al. (2015); Francis and Steel (2015)). We will elaborate on this idea when introducing LGT networks below.

However, we first need to review some additional concepts related to phylogenetic networks that will be of relevance throughout this manuscript.

(Lowest stable) ancestors, descendants, and siblings. Let $\mathcal{N} = (V, E)$ be a phylogenetic network. If there is an arc $e = (u, v)$ in \mathcal{N} , we say that u is a *parent* of v , and v is *child* of u . Note that u is sometimes also called the *tail* of e and v is called the *head* of e . More generally, if there is a directed path between u and v , we say that u is an *ancestor* of v , and v is a *descendant* of u . For vertices $u, v \in V$, we write $u \prec_{\mathcal{N}} v$ if there is a directed path from u to v (and $u \neq v$). In addition, we write $u \preceq_{\mathcal{N}} v$ if $u = v$ or $u \prec_{\mathcal{N}} v$. Given a subset $U \subseteq V$ of the vertices of \mathcal{N} , we say that $u \in U$ is a *lowest* vertex in U if there is no $v \in U$ with $u \prec v$. Now, let $U \subseteq V$ be a subset of the vertices of \mathcal{N} . Then a *stable ancestor* of U in \mathcal{N} is a vertex $v \in V \setminus U$ such that every path from the root to a vertex in U contains v . Moreover, the (unique) *lowest stable ancestor* of U in \mathcal{N} is the lowest such vertex and is denoted by $\text{LSA}_{\mathcal{N}}(U)$. As an example, consider the rooted binary phylogenetic network depicted in Figure 2 and let $U = \{x_1, x_2\}$. Then, $\text{LSA}_{\mathcal{N}}(U) = t_1$. Finally, two vertices u and v of \mathcal{N} are called *siblings* if they have a common parent.

Visible vertices, clusters, and shortcuts. A vertex v of \mathcal{N} is said to be *visible* if there is a leaf $x \in X$ such that every directed path from the root of \mathcal{N} to x traverses v (if v is a leaf simply take $x = v$). We also say that x *verifies the visibility of* v or x *verifies* v for short (Bordewich and Semple, 2016). As an example, all vertices of the network \mathcal{N} depicted in Figure 2 apart from t_3 and t_4 are visible. For example, the reticulation vertex r_1 is visible because every directed path in \mathcal{N} from the root to leaf x_2 traverses r_1 . Thus, x_2 verifies the visibility of r_1 .

Given a phylogenetic network $\mathcal{N} = (V, E)$ on X , the *cluster* associated with a vertex $v \in V$ is the set

$$c_{\mathcal{N}}(v) = \{x \in X : v \preceq_{\mathcal{N}} x\},$$

that is the subset of leaves that can be reached from v . As an example, consider vertex t_1 of the network \mathcal{N} depicted in Figure 2. Here, $c_{\mathcal{N}}(t_1) = \{x_1, x_2, x_3\}$.

Lastly, an arc $e = (u, v)$ of a phylogenetic network \mathcal{N} is called *redundant* or a *shortcut* if there is a directed path in \mathcal{N} from u to v that does not use e . As an example, arc (t_5, r_3)

of the phylogenetic network \mathcal{N} depicted in Figure 2 is a shortcut as there is also a directed path in \mathcal{N} from t_5 to r_3 via t_4 . Note that the shortcut in \mathcal{N} induces an (undirected) cycle of length three, consisting of the vertices t_5 , t_4 , and r_3 . However, shortcuts can also be part of larger cycles. For instance, the network \mathcal{N}_1 depicted in Figure 10 contains the shortcut (u, r_4) , which is part of an (undirected) cycle of length four. In fact, a shortcut can be part of a cycle of arbitrary length.

Edge subdivision and vertex suppression. Finally, we need to introduce two operations on graphs that will be relevant for various network classes discussed below, namely the concepts of *subdividing an edge* and *suppressing a vertex*. Let \mathcal{N} be a phylogenetic network and let $e = (u, v)$ be an arc of \mathcal{N} . Then, we say that we *subdivide* e , by deleting e , introducing a new vertex w , and adding the arcs (u, w) and (w, v) . Note that the new (elementary) vertex w of in-degree one and out-degree one is often also referred to as an *attachment point*. Conversely, given a vertex w of in-degree one and out-degree one with adjacent vertices u and v , by *suppressing* w we mean deleting w and its two incident arcs (u, w) and (w, v) and introducing a new arc (u, v) .

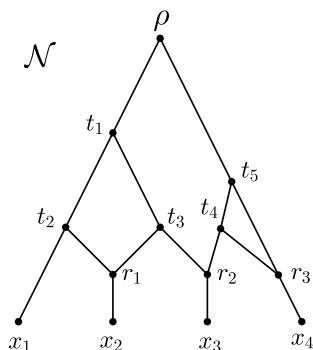


Figure 2: Rooted binary phylogenetic network \mathcal{N} on $X = \{x_1, \dots, x_4\}$. All arcs are directed down the page beginning from the root ρ . Vertices labelled t_* are tree vertices of \mathcal{N} and vertices labelled r_* are reticulation vertices. Arcs (t_*, r_*) are reticulation arcs and all others are tree arcs. Apart from t_3 and t_4 all vertices of \mathcal{N} are visible. Moreover, the arc (t_5, r_3) is a shortcut as there is also a directed path from t_5 to r_3 in \mathcal{N} (i.e., the path (t_5, t_4, r_3)).

3 Classes of rooted binary phylogenetic networks

While Definition 1 is the most general definition of rooted binary phylogenetic networks, numerous additional topological restrictions and subclasses have been defined in the literature in recent years. Often these restrictions were introduced to make certain computational and mathematical problems more tractable, but not necessarily to model particular evolutionary scenarios. Therefore, these subclasses must be distinguished from subclasses of phylogenetic networks often defined in biological studies where the categorization is based on the

biological phenomenon (e.g., hybridization networks, ancestral recombination graphs) or on the algorithms and software used to infer the networks (e.g., methods discussed in Section 4.1).

3.1 Classes of rooted binary phylogenetic networks with a link to biological processes

We begin by introducing various classes of rooted binary phylogenetic networks that have been linked to certain evolutionary processes in the literature and are thought to be biologically meaningful.

Temporal or time-consistent networks. A phylogenetic network $\mathcal{N} = (V, E)$ is called *temporal* or *time-consistent* (Baroni et al., 2006) if there is a function $t : V \rightarrow \mathbb{N}_{\geq 0}$ such that, for each arc (u, v) of \mathcal{N} , the following two properties hold:

(T1) $t(u) = t(v)$ if (u, v) is a reticulation arc;

(T2) $t(u) < t(v)$ if (u, v) is a tree arc.

The map t is called a *temporal labeling* of \mathcal{N} . Note that even if \mathcal{N} is temporal, the temporal labeling is not unique. More precisely, if t is a temporal labeling of \mathcal{N} , then for each $i \in \mathbb{N}_{\geq 0}$, the map $t' : V \rightarrow \mathbb{N}_{\geq 0}$ defined as $t'(u) = t(u) + i$ for all $u \in V$ also satisfies conditions (T1) and (T2). In particular, while time consistency indicates a potential historical scenario of evolution, it does not represent a unique possible time assignment.

The biological motivation behind this concept, however, is that for a hybridization event to have occurred, the two species involved (along with the hybrid they formed) must have been extant at the same time (T1). Vertical descent from an ancestral species to a descendant species, on the other hand, implies a passage of time (T2).

Note that while all rooted phylogenetic trees have a temporal labeling, this is not necessarily the case for general networks. Consider, for example, the network \mathcal{N}_2 depicted in Figure 3. To see why no temporal labeling exists for this network, suppose for the sake of a contradiction that \mathcal{N}_2 has a temporal labeling. Then, condition (T1) implies that $t(r_1) = t(t_1) = t(t_2)$. On the other hand, by condition (T2), we have $t(t_1) < t(t_2)$, a contradiction. Network \mathcal{N}_1 depicted in Figure 3, on the other hand, has a temporal labeling. For instance, it is easily verified that the map $t : V \rightarrow \mathbb{N}_{\geq 0}$ with $t(\rho) = 0$, $t(t_1) = t(t_2) = t(r_1) = 1$, $t(t_3) = t(t_4) = t(t_5) = t(r_2) = 2$, and $t(x_1) = t(x_2) = t(x_3) = t(x_4) = t(x_5) = 3$ satisfies conditions (T1) and (T2).

Tree-child networks. A phylogenetic network \mathcal{N} is a *tree-child* network (Cardona et al., 2009b) if every non-leaf vertex is the parent of a tree vertex (see Figure 4 for examples of tree-child and non-tree-child phylogenetic networks). Equivalently, for every vertex v of a tree-child network \mathcal{N} , there is a path from v to a leaf that consists only of tree vertices (except the leaf and possibly v itself). This property is also referred to as the *tree-path*

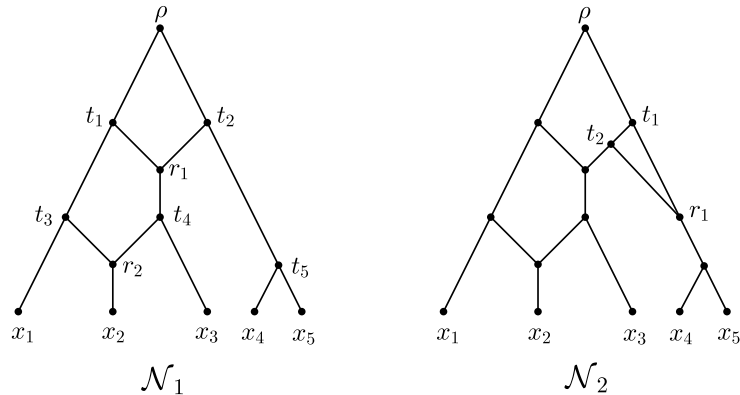


Figure 3: Temporal phylogenetic network \mathcal{N}_1 and non-temporal network \mathcal{N}_2 .

property (Cordue et al., 2014). Note that this also implies that every vertex of a tree-child network is visible. Another equivalent definition of tree-child networks is the following: \mathcal{N} is a tree-child network if (i) no tree vertex is the parent of two reticulations and (ii) no reticulation is the parent of another reticulation (Semple, 2015).

Biologically, tree-child networks represent a scenario where some portion of each non-extant taxon (that may be the ancestor of contemporary taxa) had some descendants that persisted in the environment via mutation instead of hybridization. Such a scenario is more likely in nature than a ‘non-tree-child’ scenario, because although the proportion of extant species with hybrid origin is higher than previously thought, due to pre- and/or post-reproductive barriers, hybridization is still considered relatively uncommon compared to traditional speciation events.

When tree child networks in addition satisfy the time-consistency property, they are referred to as *tree-child time consistent* (TCTC) networks (Willson, 2007; Cardona et al., 2009a). Networks in this class are thought to be biologically meaningful (Willson, 2007). In particular, TCTC networks combine the properties of time-consistency (where (i) tree children temporally exist later than their parents, (ii) hybrid children coexist in time with their parents, and (iii) the parents of a hybrid species also coexist in time) and the tree-child condition, which imposes that every non-extant taxon has some descendants that diverged through mutation alone (Cardona et al., 2010).

Normal and regular networks. A phylogenetic network $\mathcal{N} = (V, E)$ is a *normal* network (Willson, 2009) if it is tree-child and has no shortcuts. As an example, both networks depicted in Figure 3 are tree-child, but only \mathcal{N}_1 is normal; \mathcal{N}_2 contains a shortcut, arc (t_1, r_1) . Note that normal networks ‘inherit’ the biological meaning of tree-child networks. In addition, they have a number of convenient mathematical and computational properties that make them a popular class of networks in mathematical phylogenetics. As an example, normal networks are uniquely characterized by their displayed caterpillar trees on three and four

leaves, whereas arbitrary phylogenetic networks cannot be encoded this way (for details and definitions, see Section 4.2.2).

A phylogenetic network $\mathcal{N} = (V, E)$ is called a *regular* network (Baroni et al., 2005) if it satisfies the following three properties (adapted from Steel (2016)):

- (R1) If $u, v \in V$ are distinct, then $c_{\mathcal{N}}(u) \neq c_{\mathcal{N}}(v)$;
- (R2) $u \preceq_{\mathcal{N}} v$ if and only if $c_{\mathcal{N}}(v) \subseteq c_{\mathcal{N}}(u)$;
- (R3) \mathcal{N} has no redundant arcs/shortcuts.

Notice that by (R1) a regular network cannot contain an edge (u, v) leading from a vertex u of out-degree one to a vertex v of in-degree one. This might seem very restrictive, but stems from the fact that Baroni et al. (2005) introduced this concept for more general networks (so-called ‘hybrid phylogenies’) than the ones considered in this manuscript. It has been argued by Willson (2007) that under an evolutionary model of “gene aggregation” (essentially, a perfect phylogeny model assuming binary characters, where each character can mutate only once and is then preserved), only regular networks are meaningful (for further details, see Willson (2007)).

Tree-sibling networks. A phylogenetic network \mathcal{N} is a *tree-sibling* network (Cardona et al., 2008) if every reticulation vertex has at least one sibling that is a tree vertex (cf. Figure 4). Biologically, for each reticulation event in a tree-sibling network, at least one of the species involved in it also has some descendant through mutation, i.e., through (vertical) descent with modification. Notice, however, that the class of tree-sibling networks generalizes tree-child networks by allowing non-leaf vertices to be parents solely of reticulation vertices. For instance, the single child of a reticulation vertex can itself be a reticulation vertex as shown in \mathcal{N}_2 in Figure 4, where the child of the reticulation vertex u is also a reticulation vertex. Biologically, this scenario can be interpreted as the ancestral hybrid taxon u interbreeding with its sibling at the time to produce hybrid taxon v (more precisely, the ancestor of v), without persistence of the ancestral taxon u as a distinct lineage. This might occur, for example, when hybrid taxon v is more fit than u , leading u to become extinct. Finally, note that tree-sibling networks that additionally satisfy the time-consistent property, are referred to as *tree-sibling time consistent* (TSTC) networks in the literature (Cardona et al., 2008).

Reticulation-visible and sink-visible networks. A phylogenetic network \mathcal{N} is called *reticulation-visible* if every reticulation is visible (Gambette et al., 2015; van Iersel et al., 2010). Furthermore, a reticulation vertex is called a *sink* if it is the parent of a tree vertex. A *sink-visible network* is a phylogenetic network with the property that every sink is visible. Thus, every reticulation-visible network is also sink-visible, whereas the converse is not true. For an illustration of these concepts, see Figure 5.

Biologically, the visibility of vertices, in particular reticulation vertices, is relevant for recon-

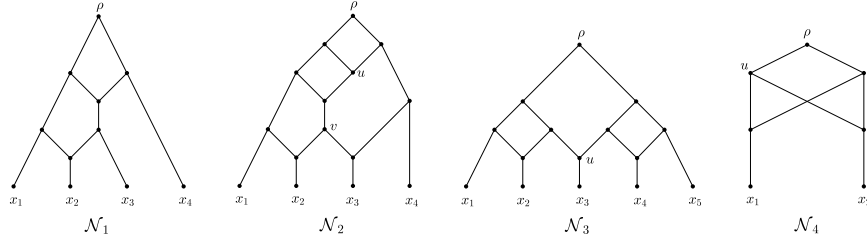


Figure 4: Four phylogenetic networks. Network \mathcal{N}_1 is tree-child and tree-sibling. Network \mathcal{N}_2 is tree-sibling because every reticulation of \mathcal{N}_2 has a sibling that is a tree vertex; however, \mathcal{N}_2 is not a tree-child network because vertices u and v are not parents of tree vertices. Network \mathcal{N}_3 is not tree-sibling (because both siblings of the reticulation vertex u are reticulations) and thus in particular not tree-child, and analogously \mathcal{N}_4 is neither tree-sibling nor tree-child. Moreover, networks $\mathcal{N}_1, \mathcal{N}_3$, and \mathcal{N}_4 are stack-free, whereas \mathcal{N}_2 is not (because the reticulation vertex u is the parent of another reticulation vertex). Finally, networks \mathcal{N}_1 and \mathcal{N}_3 are also FU-stable, whereas \mathcal{N}_4 is not (because the two tree vertices u and v have the same set of children).

structuring phylogenetic networks from genomic data observed at the present. If a vertex is not visible, there might not be strong evolutionary signal for its presence, since evolutionary information passed from the root to the leaves of the network could have simply bypassed this vertex.

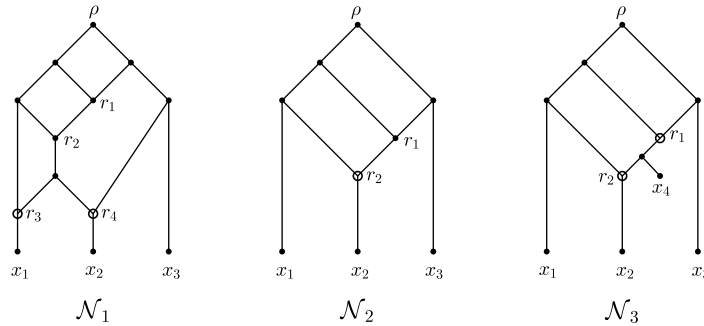


Figure 5: Three phylogenetic networks $\mathcal{N}_1, \mathcal{N}_2$, and \mathcal{N}_3 whose visible reticulation vertices are marked as unfilled dots. The network \mathcal{N}_1 is not sink-visible (since r_2 is a sink but is not visible) and thus in particular not reticulation-visible. The network \mathcal{N}_2 is sink-visible (reticulation r_2 is the only sink of \mathcal{N}_2 and is visible) but not reticulation-visible (r_1 is not visible). Finally, the network \mathcal{N}_3 is reticulation-visible and thus also sink-visible.

Stack-free networks. A phylogenetic network \mathcal{N} is a *stack-free* network (Semple and Simpson, 2018) if \mathcal{N} has no two reticulations, u and v say, such that u is the parent of v ; that is, there is no reticulation arc in which both end-vertices are reticulations. Such a pair of reticulations are called *stack reticulations*. In contrast, two distinct reticulations are called *sibling*

reticulations if they have a common parent. Note that stack-free networks generalize tree-child networks by allowing sibling reticulations. As an example, the networks $\mathcal{N}_1, \mathcal{N}_3$ and \mathcal{N}_4 depicted in Figure 4 are stack-free, whereas the network \mathcal{N}_2 in this figure is not since both u and its only child are reticulation vertices.

Biologically, stack-free phylogenetic networks imply that a species resulting from a reticulation event is not directly involved in another reticulation event but rather evolves through vertical descent. Note that stack-free phylogenetic networks are uniquely characterized by the fact that there are two phylogenetic tree embeddings that collectively cover all the arcs of the network (for details see Semple and Simpson (2018)). Stack-free phylogenetic networks can thus also be interpreted as being an ‘amalgamation’ of two phylogenetic trees (Semple and Simpson, 2018).

Tree-based networks. A phylogenetic network \mathcal{N} is called *tree-based* (Francis and Steel, 2015) with *base tree* \mathcal{T} if \mathcal{N} can be obtained from \mathcal{T} via the following steps:

- (i) Subdivide the arcs of \mathcal{T} , i.e., introduce new vertices of in- and out-degree one, so-called *attachment points*.
- (ii) Add arcs, so-called *linking arcs*, between pairs of attachment points, so that \mathcal{N} remains binary and acyclic.
- (iii) Suppress every attachment point that is not incident to a linking arc.

Notice that this procedure allows for parallel edges to be present in a tree-based network (namely, if a linking arc is introduced between two adjacent attachment points). However, these parallel edges can simply be deleted (and the corresponding attachment points suppressed) to be consistent with Definition 1. Alternatively, a phylogenetic network \mathcal{N} on X is tree-based if and only if there exists a rooted spanning tree for \mathcal{N} (that is a rooted tree that contains all vertices and a subset of the arcs of \mathcal{N}) whose leaf set is X . Such a spanning tree is also called a *support tree* for \mathcal{N} . Examples of a tree-based phylogenetic network and a non-tree-based phylogenetic network are shown in Figure 6.

Moreover, notice that a tree-based network can have different base trees. In fact, there are tree-based networks on X , so-called *universal tree-based* networks (Francis and Steel, 2015; Hayamizu, 2016; Zhang, 2016; Bordewich and Semple, 2018), that have *every* phylogenetic X -tree as a base tree.

Tree-based phylogenetic networks were introduced by Francis and Steel (2015) as a way of quantifying the notion of an ‘underlying tree’, i.e., as a way to approach the question of whether a phylogenetic network is merely a phylogenetic tree with some additional horizontal edges, or whether a phylogenetic network has little resemblance to a tree and the concept of an underlying tree should be discarded. Tree-based networks are thus relevant to the continuing debate and discussion in the literature on whether evolution is tree-like with occasional non-tree-like events such as horizontal gene transfer (Daubin, 2003; Kurland et al., 2003), or whether evolution is inherently network-like and has no tree-like

similarities at all (Dagan and Martin, 2006; Doolittle and Baptiste, 2007; Martin, 2011; Corel et al., 2016).

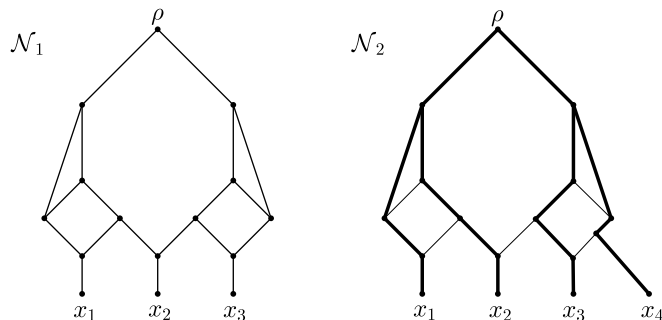


Figure 6: Non-tree-based phylogenetic network \mathcal{N}_1 and tree-based phylogenetic network \mathcal{N}_2 . A support tree for \mathcal{N}_2 is highlighted in bold.

LGT networks and species graphs. Recall that all arcs directed into a reticulation are referred to as *reticulation arcs*, and are treated symmetrically in the sense that both parents of a reticulation vertex play a symmetrical role. While this is suitable for modelling hybrid speciation and recombination events, it is less suitable for modelling LGT (or introgression) events. In these cases, one of the arcs directed into a reticulation might rather be seen as a ‘backbone tree arc’ instead of a reticulation arc as in Figure 1(b). This concept is made more precise by the class of *LGT networks* (Cardona et al., 2015; Scornavacca et al., 2017). While the concept is related to tree-based networks, the approach is specifically designed to model LGT events and to emphasize the asymmetrical role of the parents of a reticulation.

An *LGT network*³ is a phylogenetic network $\mathcal{N} = (V, E)$ on X along with a bipartition of E in a set of *principal arcs* E_p and a set of *secondary arcs* E_s , such that $\mathcal{T}_0 = (V, E_p)$ is a phylogenetic X -tree up to suppression of vertices of in-degree one and out-degree one. In this sense, LGT networks are tree-based with a uniquely distinguished base tree. Principal arcs explicitly model the primary (tree-like) line of evolution, and secondary arcs model the LGT events. As an example, for the tree-based network \mathcal{N}_2 depicted in Figure 6, the bold arcs can be seen as corresponding to the primary tree-like evolution of taxa x_1, \dots, x_4 , whereas the thin arcs can be interpreted as events of LGT.

Note that the distinction of ‘principal’ and ‘secondary’ arcs also arises in the context of network inference methods assuming a coalescent process when not only the network topology but also numerical parameters for the inheritance probabilities (p. 5) associated with reticulation arcs are estimated. For example, in PhyloNetworks (Solís-Lemus and Ané, 2016; Solís-Lemus et al., 2017), the reticulation arc that is assigned the lower probability is referred to as the ‘minor hybrid edge’, and the other reticulation arc is called the ‘major

³We are using the definition from Scornavacca et al. (2017) for binary networks, which is slightly different from the definition originally considered by Cardona et al. (2015) for more general networks.

hybrid edge’. It is then also possible to extract the ‘major tree’, i.e., the tree obtained from deleting the minor hybrid edge at each reticulation (Solís-Lemus and Ané, 2016) (see also Jiao et al. (2021)).

Another class of networks that explicitly distinguishes between the primary and secondary line of evolution are *species graphs* as defined by Górecki (2004). More restrictive than LGT networks, these are composed of a principal tree and a set of secondary arcs, where the secondary arcs must satisfy a set of more restrictive conditions than in LGT networks. For instance, the resulting network must be time consistent, and the head and source of a secondary arc cannot be connected by a path in the principal tree. We refer the reader to Górecki (2004) for further details.

Orchard or cherry-picking networks. Let \mathcal{N} be a phylogenetic network on X , and let $x, y \in X$ be two distinct leaves of \mathcal{N} . Let p_x and p_y denote the parents of x and y , respectively. If $p_x = p_y$, the pair $\{x, y\}$ is called a *cherry* of \mathcal{N} . Furthermore, if one of the parents, say p_y , is a reticulation and there is an edge (p_x, p_y) in \mathcal{N} , then $\{x, y\}$ is called a *reticulated cherry* of \mathcal{N} with *reticulation leaf* y . As an example, consider Figure 7. Here, the phylogenetic network \mathcal{N} in panel (i) contains a reticulated cherry, namely $\{x_1, x_2\}$, and x_2 is the reticulation leaf. Moreover, the phylogenetic network in panel (iii) contains a cherry, namely the pair $\{x_2, x_3\}$.

Now, there are two *cherry reductions* (Erdős et al., 2019) (see also Janssen and Murakami (2021)) associated with cherries and reticulated cherries:

- If $\{x, y\}$ is a cherry of \mathcal{N} , *reducing* y is the operation of deleting y and suppressing the resulting vertex of in-degree one and out-degree one. If the parent of x and y is the root of \mathcal{N} , then reducing y consists of deleting y as well as the root of \mathcal{N} , resulting in an isolated vertex x .
- If $\{x, y\}$ is a reticulated cherry of \mathcal{N} in which y is the reticulation leaf, *cutting* $\{x, y\}$ is the operation of deleting the reticulation edge (p_x, p_y) , and suppressing the resulting two vertices of in-degree one and out-degree one.

Now, if a phylogenetic network \mathcal{N} can be reduced to a single vertex by a sequence of cherry reductions, it is called an *orchard* network (Erdős et al., 2019) or a *cherry-picking* network (Janssen and Murakami, 2021) (note that Erdős et al. (2019) and Janssen and Murakami (2021) independently introduced this class of networks). An example of an orchard network and a possible complete sequence of cherry reductions⁴ that reduces it are depicted in Figure 7.

While orchard networks were originally introduced without any biological justification, van Iersel et al. (2021) recently showed that they are characterized by admitting a *HGT-consistent labelling*.

⁴Note that there might be several complete sequences of cherry reductions that reduce an orchard network to a single leaf and the order in which cherry reductions are performed does not matter (Erdős et al., 2019, Proposition 4.1).

Intuitively, this means that orchard networks “are consistent with an evolutionary history in time in which reticulate events represent instantaneous (horizontal) transfers such as LGT events” (van Iersel et al., 2021). In this sense, orchard networks can be seen as trees with additional *horizontal* arcs, making them biologically highly relevant. Note that orchard networks are closely related to tree-based networks, except that the additional arcs in tree-based networks do not need to be horizontal. In particular, every orchard network is tree-based (e.g., Huber et al. (2019)). They are also closely related to LGT networks, with the difference that orchard networks do not (necessarily) specify which arcs are secondary arcs, i.e., LGT arcs (van Iersel et al., 2021).

Orchard networks also exhibit certain desirable mathematical properties. As an example, they are uniquely characterized by their induced subnetworks on three leaves and can also be encoded by certain sets of paths in the network (for details and formal definitions, see Section 4.2.2).

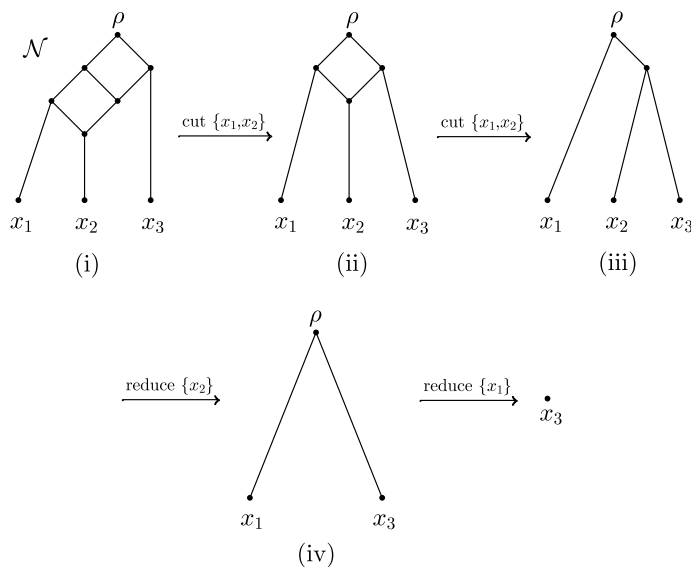


Figure 7: Orchard network \mathcal{N} on $X = \{x_1, x_2, x_3\}$ and a complete sequence of cherry reductions that reduces it to a single vertex.

Galled trees, galled networks, and level- k networks. Let \mathcal{N} be a phylogenetic network. A *reticulation cycle* of \mathcal{N} is a pair of directed paths with a common start vertex and common end vertex that are vertex-disjoint otherwise (note that the common start vertex is thus necessarily a tree vertex and the common end vertex is necessarily a reticulation). Note that every reticulation of \mathcal{N} lies on at least one reticulation cycle, and this vertex could either be the end vertex of the two paths defining that cycle or an intermediate vertex on one of them. In fact, if a network contains several reticulation cycles, they might be dispersed or they might be more or less interwoven.

Now, if the reticulation cycles of a network \mathcal{N} are all vertex-disjoint (i.e., the reticulation cycles are isolated from each other), \mathcal{N} is said to be a *galled tree* (Gusfield et al., 2003)⁵ In this case, no two reticulation vertices can be contained in a common reticulation cycle, and reticulation events can be seen as independent from each other. An example of a galled tree is the phylogenetic network \mathcal{N}_1 depicted in Figure 8. Note that if a galled tree, or more generally a phylogenetic network, only contains one reticulation cycle, it is also called a *unicyclic* network.

A generalization of galled trees are *galled networks* (Huson and Klöpper, 2007), where reticulation cycles may share tree vertices (and thus they may overlap on tree arcs). The previous assumption for galled trees is thus relaxed in the sense that the only constraint is that every reticulation vertex is contained in a reticulation cycle formed by paths composed exclusively by tree vertices. As an example, the phylogenetic network \mathcal{N}_2 depicted in Figure 8 is a galled network but not a galled tree.

A slightly more general notion quantifying whether reticulations are widely separated or highly interwoven is the ‘level’ of a network (Choy et al., 2005). To define this, let a *biconnected component* or *block* of a phylogenetic network \mathcal{N} be a subnetwork \mathcal{N}' of \mathcal{N} such that (a) \mathcal{N}' remains connected if any one of its vertices (together with its incident arcs) is deleted; and (b) \mathcal{N}' is maximal with respect to property (a). A phylogenetic network \mathcal{N} is said to be a *level- k network* (Choy et al., 2005) if every biconnected component of \mathcal{N} has at most k reticulation vertices. Note that a level-0 network is a phylogenetic tree, and a level-1 network is a galled tree as defined above. An illustration of this concept is given in Figure 8, where \mathcal{N}_1 is a level-1 network, \mathcal{N}_2 is a level-2 network, and \mathcal{N}_3 is a level-4 network.

Biologically, the level of a network and related concepts provide another way (next to tree-basedness) to assess whether a network can be viewed as mainly tree-like with some local and dispersed reticulations, or whether it is highly tangled and interwoven with little resemblance to a tree-like structure.

Mathematically, restricting the level of a network often leads to more tractable problems. For example, most studies on the statistical identifiability of phylogenetic networks to date have focused on level-1 networks, and similarly many positive results concerning the combinatorial identifiability of phylogenetic networks are restricted to networks of a small level (see Section 4.2, where we discuss identifiability questions in more detail). In addition, restricting the level of a network is currently a common way to obtain scalable network inference methods. As an example, both PhyloNetworks (Solís-Lemus and Ané, 2016; Solís-Lemus et al., 2017) and NANUQ (Allman et al., 2019) consider only level-1 networks (note that we discuss this in more detail in Section 4.1).

⁵Note that the property of vertex-disjoint reticulation cycles was first discussed by Wang et al. (2001), and later called the “gall property” by Gusfield et al. (2003).

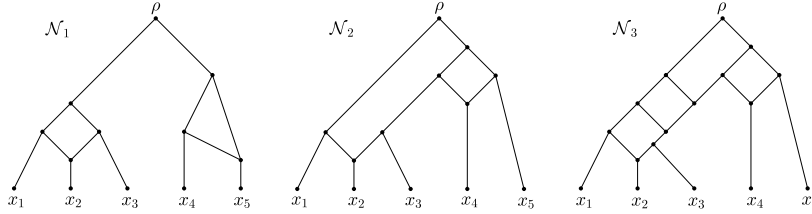


Figure 8: Galled tree \mathcal{N}_1 , galled network \mathcal{N}_2 (note that the reticulation cycles of \mathcal{N}_2 share tree vertices but no reticulation vertices), and a phylogenetic network \mathcal{N}_3 that is neither a galled tree nor a galled network. Note that \mathcal{N}_1 is a level-1 network, \mathcal{N}_2 is a level-2 network, and \mathcal{N}_3 is a level-4 network.

3.2 Classes of rooted binary phylogenetic networks not yet linked to biology

In the following, we present additional classes of rooted binary phylogenetic networks that have not been linked to a particular biological process yet and are mostly of mathematical or algorithmic relevance to date.

FU-stable networks. A phylogenetic network \mathcal{N} is called an *FU-stable network*⁶ (Huber et al., 2016) if it is (i) stack-free and (ii) has the property that any two distinct tree vertices of \mathcal{N} have distinct sets of children (Huber et al., 2016, Theorem 1). As an example, while the networks $\mathcal{N}_1, \mathcal{N}_3$, and \mathcal{N}_4 depicted in Figure 4 are all stack-free, only \mathcal{N}_1 and \mathcal{N}_3 are FU-stable. Network \mathcal{N}_4 is not FU-stable because the two distinct tree vertices u and v have identical sets of children.

Note that the class of FU-stable networks arises in the context of ‘folding and unfolding’ phylogenetic networks that we briefly mentioned in Section 2. More precisely, Huber et al. (2016) call a phylogenetic network \mathcal{N} FU-stable if $F(U(\mathcal{N}))$ is isomorphic to \mathcal{N} , where – informally speaking – $U(\mathcal{N})$ is the MUL-tree obtained from ‘unfolding’ \mathcal{N} and $F(U(\mathcal{N}))$ is the phylogenetic network obtained from ‘folding up’ $U(\mathcal{N})$ (for a more rigorous definition and additional details, see Huber et al. (2016)). In particular, the definition given here is rather a characterization of the class of FU-stable networks, whereas the original definition of Huber et al. (2016) is motivated by the folding–unfolding process applied to a phylogenetic network.

In addition, note that the process of ‘unfolding’ a phylogenetic network \mathcal{N} into a MUL-tree is used in PhyloNet (Than et al., 2008; Wen et al., 2018), a popular network inference tool, as one way of calculating the probability of a gene tree given a species network (for details, see Yu et al. (2012, 2014)).

⁶Note that Huber et al. (2016) originally simply called such networks *stable*. However, as the word “stable” is used in various contexts in the phylogenetic networks literature, we refer to FU-stable networks to avoid any ambiguity.

k -nested networks. In order to define the class of k -nested networks introduced by Jansson and Sung (2004), we need some additional terminology (adapted from Jansson and Sung (2004)). First, let $\mathcal{N} = (V, E)$ be a phylogenetic network and let r be a reticulation vertex. Then, every tree vertex t that is an ancestor of r such that r can be reached using two disjoint directed paths starting at the children of t is called a *split node of r* . If t is a split node for r , any directed path from t to r is a *merge path of r* , and any path from a child of t to a parent of r is a *clipped merge path of r* . Jansson and Sung (2004) call a phylogenetic network *nested* if for every two merge paths P_1, P_2 of two distinct reticulation vertices r_1 and r_2 , P_1 and P_2 share a common arc if and only if one of these paths is a subpath of the other. Moreover, for a nested phylogenetic network $\mathcal{N} = (V, E)$ and a vertex $v \in V$, the *nesting depth of v* , denoted by $d(v)$, is the number of reticulation vertices in \mathcal{N} that have a clipped merge path traversing v . Finally, the *nesting depth of \mathcal{N}* , denoted by $d(\mathcal{N})$, is the maximum value of $d(v)$ over all $v \in V$, and \mathcal{N} is called *k -nested* if it is nested with nesting depth at most k . Note that $d(\mathcal{N}) \leq 1$ if and only if \mathcal{N} is a galled tree. Moreover, note that if \mathcal{N} is a nested phylogenetic network with nesting depth d , then we have for the level of \mathcal{N} , say k , that $k \geq d$, i.e., the nesting depth is a lower bound for the level of \mathcal{N} (Jansson and Sung, 2004).

As an example, the phylogenetic network \mathcal{N}_1 depicted in Figure 9 is nested with nesting depth 3, whereas the phylogenetic network \mathcal{N}_2 depicted in the same figure is not nested. In case of \mathcal{N}_1 , ρ is the unique split node for r_3 , t_2 is the unique split node for r_2 , and t_4 is the unique split node for r_1 . The collection of merge paths for \mathcal{N}_1 is given by $\{(\rho, t_1, r_3), (\rho, t_2, t_3, r_2, r_3), (\rho, t_2, t_4, t_5, r_1, r_2, r_3), (\rho, t_2, t_4, t_6, r_1, r_2, r_3), (t_2, t_3, r_2), (t_2, t_4, t_5, r_1, r_2), (t_2, t_4, t_6, r_1, r_2), (t_4, t_5, r_1), (t_4, t_6, r_1)\}$ and it can be easily checked that any two merge paths P_1, P_2 for two distinct reticulation vertices share a common arc if and only if one of the paths is a subpath of the other. Moreover, to see that the nesting depth of \mathcal{N}_1 is equal to 3, notice that vertices t_5 and t_6 have a nesting depth of $d(t_5) = d(t_6) = 3$ (and as \mathcal{N}_1 contains precisely three reticulations this is maximal).

k -reticulated networks. A phylogenetic network \mathcal{N} is called *k -reticulated* (Vu et al., 2013) if for any vertex v of in-degree at most one (i.e., for any tree vertex or the root of \mathcal{N}), there are at most k reticulation vertices that can be reached from v by at least two directed vertex-disjoint paths from v (i.e., paths whose only shared vertices are the start vertex v and the end vertex). Note that every level- k network is also a k -reticulated network, but some level- k' networks are in fact k -reticulated networks with $k < k'$ (Vu et al., 2013). As an example, the network \mathcal{N}_1 depicted in Figure 8 is a level-1 network and is 1-reticulated. However, the network \mathcal{N}_2 depicted in this figure is a level-2 network that is 1-reticulated.

Spread- k networks. The class of *spread- k* networks was introduced by Asano et al. (2010) and was motivated by the aim of developing an efficient representation of the clusters of a phylogenetic networks to make the computation of the Robinson-Foulds distance (Robinson and Foulds (1981); see also Cardona et al. (2009b)) between networks more efficient. Recall that given

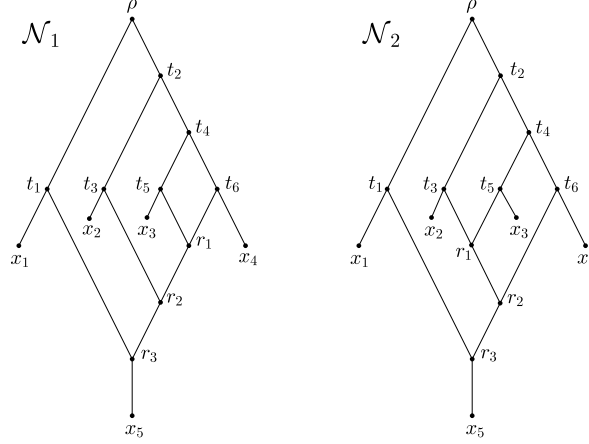


Figure 9: Nested phylogenetic network \mathcal{N}_1 with nesting depth 3, and phylogenetic network \mathcal{N}_2 that is not nested. To see that \mathcal{N}_2 is not nested, notice that t_2 is a split node for r_2 and ρ is a split node for r_3 . However, the two merge paths $P = (t_2, t_4, t_5, r_1, r_2)$ and $P' = (\rho, t_2, t_4, t_6, r_2, r_3)$ share an arc, namely the arc (t_2, t_4) , but P is not a subpath of P' and vice versa.

a phylogenetic network $\mathcal{N} = (V, E)$ on X and a vertex $v \in V$, the cluster $c_{\mathcal{N}}(v)$ associated with v is the subset of the leaf set X that can be reached from v via a directed path, i.e., $c_{\mathcal{N}}(v) = \{x \in X : v \preceq_{\mathcal{N}} x\}$. Now, following Asano et al. (2010), a *leaf numbering function* is a bijection from the leaf set X to the set $\{1, \dots, n\}$. Moreover, for any leaf numbering function f and a vertex $v \in V$, the *characteristic vector for v under f* , denoted $C_f[v]$, is a bit vector (i.e., a vector containing zeros and ones) of length n such that for any $i \in \{1, \dots, n\}$, the i^{th} bit equals 1 if and only if $f^{-1}(i)$ is contained in the cluster $c_{\mathcal{N}}(v)$ associated with v . Note that $C_f[\rho] = 11\dots 11$ for the root ρ of \mathcal{N} and that $C_f[x]$ contains precisely one 1 for each leaf $x \in X$. Furthermore, a maximal consecutive sequence of ones in a bit vector is called an *interval*. Now, given a leaf numbering function f and a vertex $v \in V$, let $I_f(v)$ denote the number of intervals in $C_f[v]$. Then, the *spread of f* is defined as $I_f = \max_{v \in V} I_f(v)$ and the *minimum spread of \mathcal{N}* is the minimum value of I_f taken over all possible leaf numbering functions f . Finally, a phylogenetic network \mathcal{N} is a *spread- k network* if its minimum spread is at most k . Note that a level- k network has minimum spread at most $k + 1$ (Asano et al., 2010).

As an example, consider the phylogenetic network \mathcal{N}_1 depicted in Figure 9. The minimum spread of \mathcal{N}_1 is 2, and is, for example, achieved by the leaf numbering function $f : \{x_1, \dots, x_5\} \rightarrow \{1, \dots, 5\}$ with $f(x_i) = i$ for $i = 1, \dots, 5$. Here, $C_f[t_1] = (1, 0, 0, 0, 1)$, $C_f[t_2] = (0, 1, 1, 1, 1)$, $C_f[t_3] = (0, 1, 0, 0, 1)$, $C_f[t_4] = (0, 0, 1, 1, 1)$, $C_f[t_5] = (0, 0, 1, 0, 1)$, $C_f[t_6] = (0, 0, 0, 1, 1)$, and $C_f[r_1] = C_f[r_2] = C_f[r_3] = (0, 0, 0, 0, 1)$ (as well as $C_f[\rho] = (1, 1, 1, 1, 1)$, $C_f[x_1] = (1, 0, 0, 0, 0)$, $C_f[x_2] = (0, 1, 0, 0, 0)$, $C_f[x_3] = (0, 0, 1, 0, 0)$, $C_f[x_4] = (0, 0, 0, 1, 0)$, and $C_f[x_5] = (0, 0, 0, 0, 1)$). In particular, $I_f[t_1] = I_f[t_3] = I_f[t_5] = 2$ (and $I_f[v] = 1$ for all other vertices v), which leads to $I_f = 2$ (as it can easily be checked that

there exists no leaf numbering, say f' , with $I_{f'} < 2$).

Nearly stable, genetically stable, nearly tree-child, and stable-child networks. A phylogenetic network \mathcal{N} is *nearly stable* (Gambette et al., 2015) if for every vertex, either the vertex or its parents are visible. In other words, for each arc (u, v) of \mathcal{N} , either u or v (or both) are visible.

\mathcal{N} is called *genetically stable* (Gambette et al., 2016) if every reticulation vertex is visible and has at least one visible parent. This means that a reticulation vertex ‘inherits’ the visibility property from one of its parents.

Moreover, \mathcal{N} is called *nearly tree-child* (Gambette et al., 2016) if the following two conditions hold: (i) \mathcal{N} is reticulation-visible and (ii) every reticulation of \mathcal{N} has the tree-path property (as introduced on p. 10).

Finally, *stable-child* networks (Gunawan and Zhang, 2015) are phylogenetic networks in which every vertex has at least one visible child.

Examples for these types of networks are depicted in Figure 10.

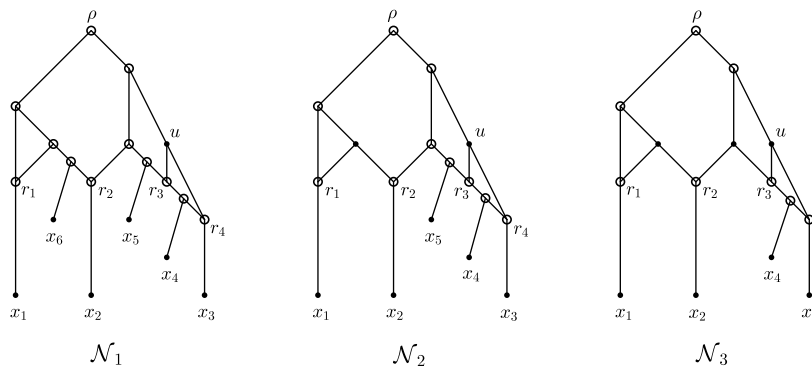


Figure 10: Three reticulation-visible but non-tree-child phylogenetic networks \mathcal{N}_1 , \mathcal{N}_2 and \mathcal{N}_3 for which the visible vertices (except for leaves) are depicted as unfilled dots. The network \mathcal{N}_1 is nearly stable, genetically stable, nearly tree-child, and stable-child. The network \mathcal{N}_2 is also nearly stable, genetically stable, and stable-child, but not nearly tree-child (because reticulation r_1 does not have a parent that is connected to a leaf of \mathcal{N}_2 by a tree-path). Finally, the network \mathcal{N}_3 is nearly stable, but neither genetically stable (as the reticulation r_2 does not have a visible parent), nor nearly tree-child (as reticulations r_1 and r_2 do not have a parent that is connected to a leaf of \mathcal{N}_3 by a tree-path), nor stable-child (since the parent of u does not have a visible child).

Valid networks. The class of *valid* networks was very recently introduced by Murakami et al. (2019) and requires some additional terminology (all subsequent definitions are adapted from Murakami et al. (2019)).

First, given a directed acyclic graph $G = (V, E)$ (possibly containing some labeled vertices) *cleaning up* G is the act of applying the following operations until none is applicable:

1. delete an unlabeled vertex of out-degree zero;
2. suppress a vertex of in-degree one and out-degree one;
3. replace a pair of parallel arcs by a single arc.

Second, given a phylogenetic network \mathcal{N} , the deletion of a reticulation arc is *valid* if the resulting subnetwork, after cleaning up, contains exactly two vertices and three arcs fewer than the original network, that is, only the reticulation arc is deleted and its endpoints are suppressed. A reticulation arc is called *valid* if its deletion is valid in this sense; otherwise it is called *invalid*.

Based on this, a phylogenetic network \mathcal{N} is called a *valid* network (Murakami et al., 2019) if all its reticulation arcs are valid. An illustration of this concept can be found in Figure 11.

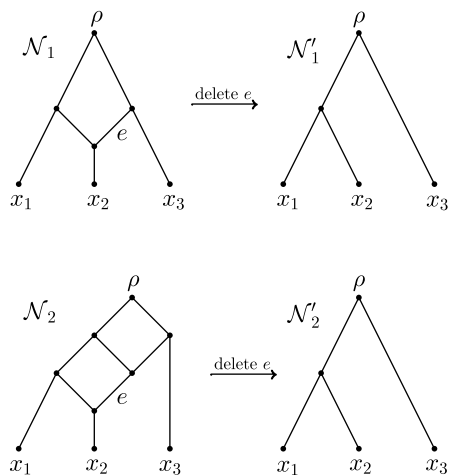


Figure 11: Valid phylogenetic network \mathcal{N}_1 and non-valid phylogenetic network \mathcal{N}_2 . To see that \mathcal{N}_1 is valid note that the deletion of the reticulation arc e is valid since the resulting network \mathcal{N}'_1 contains precisely two vertices and three fewer arcs than \mathcal{N}_1 after cleaning up (by symmetry the second reticulation arc of \mathcal{N}_1 is also valid). The network \mathcal{N}_2 on the other hand is not valid since the deletion of the reticulation arc e is not valid. More precisely, the deletion of e results in a network \mathcal{N}'_2 with four fewer vertices and six fewer arcs than the original network (Figure adapted from (Murakami et al., 2019, Fig. 3)).

3.3 Relationship among network classes within rooted binary phylogenetic networks.

While we have introduced more than 20 different classes of rooted binary phylogenetic networks in the two preceding sections, some of them are closely related in the sense that

one class is a proper subset of another class. We summarize these inclusion relationships among network classes within rooted binary phylogenetic networks in Table 1 and additionally visualize them in Figure 12. An excellent overview of some of these inclusion-relationships among phylogenetic network classes can also be found on the website “ISI-PhyNC” (<https://phylnet.univ-mlv.fr/isiphync/index.php>) (Gambette et al., 2018b) mentioned in the introduction.

Table 1: Inclusion relationships among network classes within rooted binary phylogenetic networks. Note that we omit trivial inclusions such as “level- k is level- $(k + 1)$ ” for the classes of level- k , spread- k , k -reticulated, and k -nested networks.

#	Inclusion	Reference
1	genetically stable is tree-sibling	Gambette et al. (2018a, Prop. 3.2(1))
2	tree-child is nearly tree-child	definition
3	reticulation-visible is tree-based	Gambette et al. (2015, Lemma 1)
4	nearly tree-child is genetically stable	definition
5	normal is tree-child	definition
6	compressed ⁷ normal is regular	Willson (2009, Theorem 3 .4)
7	tree-child is tree-sibling	Cardona et al. (2008, p. 2) (see also Steel (2016, Lemma 10.8))
8	tree-child is reticulation-visible	definition
9	tree-sibling is tree-based	Francis and Steel (2015, Corollary 2)
10	a galled network is reticulation-visible	Huson et al. (2011, Lemma 6.11.14)
11	a galled tree is a galled network	definition
12	galled trees are tree-sibling	Huson et al. (2011, Lemma 6.11.16)
13	galled trees are tree-child	Huson et al. (2011, Lemma 6.11.11)

Table 1: *Continued from previous page*

#	Inclusion	Reference
14	genetically stable is reticulation-visible	definition
15	tree-child is nearly stable	definition
16	tree child is stable-child	definition
17	LGT is tree-based	definition
18	species graph is LGT	Pons (2016, Section 2.3)
19	tree-child is orchard	Janssen and Murakami (2021, p. 138)
20	tree-child is valid	Murakami et al. (2019, Lemma 2)
21	orchard is tree-based	Huber et al. (2019, Prop. 2)
22	stack-free is tree-based	Semple and Simpson (2018); Zhang (2016)
23	valid is stack-free	definition
24	reticulation-visible is stack-free	Semple and Simpson (2018, Theorem 2.1)
25	FU-stable is stack-free	definition
26	level- k is spread- $(k + 1)$	Asano et al. (2010, Lemma 5)
27	level- k is k -reticulated	Vu et al. (2013)
28	genetically stable is FU-stable	Huber et al. (2016, Corollary 1) (using inclusions 1, 14, 24)

⁷Compressed means that every arc (u, v) leading from a vertex u of out-degree one to a vertex v of in-degree one is contracted.

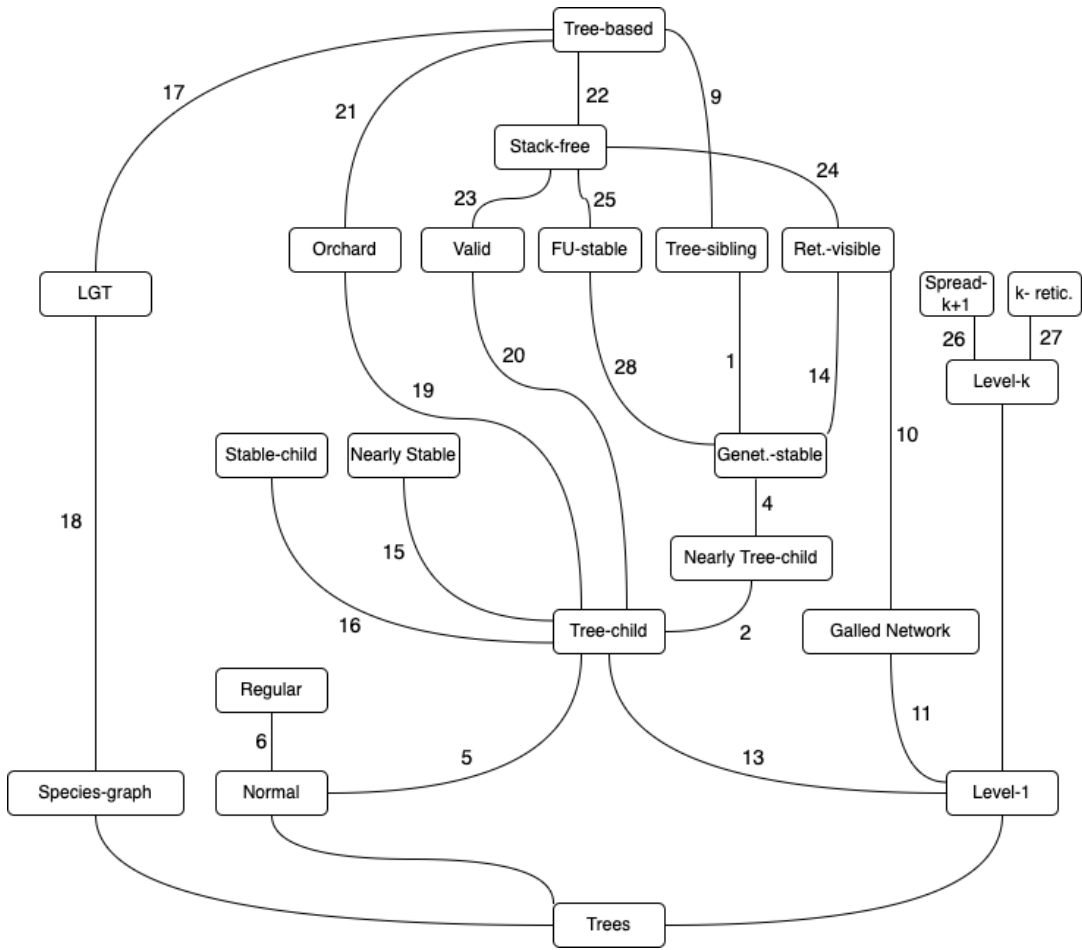


Figure 12: Diagram illustrating the inclusion relationships among network classes within rooted binary networks as given in Table 1.

4 Mathematical and computational challenges in estimating phylogenetic networks

In the previous section, we reviewed several classes of rooted binary phylogenetic networks used in the literature. We saw that some of them have direct biological relevance, whereas others lack an immediate biological interpretation. In the following, we discuss two further aspects that need to be taken into account when estimating phylogenetic networks in an empirical setting, namely scalability and identifiability. In particular, we describe how imposing structural constraints on the networks under consideration, i.e., considering specific subclasses instead of arbitrary phylogenetic networks, can help to address challenges related to scalability and identifiability in network inference and estimation. We remark that both the development of scalable methods in network inference and the analysis of network identifiability are currently very active areas of research in phylogenetics. Our aim is thus to convey and summarize the central ideas and results rather than to recapitulate the technical details.

4.1 Scalability

In this section, we consider the task of estimating a phylogenetic network given data for a collection of taxa. This leads to two distinct challenges related to scalability. First, we must evaluate the fit of a specified network to a given data set under a chosen model or optimality criterion. Second, we must search the space of possible networks for those that are optimal under the selected model or criterion. While these two challenges are the same as those faced in the inference of phylogenetic trees, they are even more daunting for networks because infinitely many networks are possible for a fixed number of taxa unless constraints on possible network topologies are imposed. In the following sections, we discuss each of these challenges in greater detail.

4.1.1 Measuring fit to a fixed network

The first challenge in estimating a phylogenetic network lies in developing methods for determining whether a putative phylogenetic network provides a good fit to the data at hand. In order to make this assessment, it is common to define an optimality criterion that quantifies fit of the network to the data, perhaps under the assumption of a specific evolutionary model. Below, we review the common criteria employed for this purpose, indicating the data types to which they are applied, the evolutionary models assumed, and the software implementations in which they are included.

Before doing so, we note that many of the current methods for network inference assume that data from multiple genes sampled throughout the genome (commonly referred to as *multi-locus data*) are available. In this case, it is necessary to adopt a model for the relationship between the evolutionary histories of the genes and that of the species from which the genes were sampled. The most common model for this purpose is the coalescent model (see, e.g.,

Kingman (1982) for a description of the coalescent process for trees, and Meng and Kubatko (2009); Yu et al. (2012); Degnan (2018) for the extension to phylogenetic networks). In our descriptions below, we note whether multilocus data are assumed and if so, whether the coalescent model is used for inference.

Parsimony. Nakhleh et al. (2005) proposed a method for computing the parsimony score of a phylogenetic network that is formed by adding reticulation events to an existing phylogenetic tree. Their method assumes a single input alignment (and hence a single underlying network), but divides the input data into “blocks” in order to evaluate the parsimony score. While Nakhleh et al. (2005) showed that a polynomial time algorithm for computing the maximum parsimony score can be found when the number of reticulation arcs to be added is fixed, it was subsequently shown that the problem is NP-hard in general (Jin et al., 2009). Note that further extensions of parsimony to phylogenetic networks and the computational complexity of computing the parsimony score have been studied by various authors in recent years (e.g., Kannan and Wheeler (2012); Fischer et al. (2015); Bryant et al. (2017); van Iersel et al. (2017a)).

Minimize deep coalescences. The minimize deep coalescences (MDC) method (Yu et al., 2013) was one of the first to be proposed for inference of species-level phylogenetic networks from multilocus data under the coalescent. The method takes as input a collection of gene tree topologies and then defines the score for a putative network as the number of deep coalescent events required to explain the observed gene trees (see Yu et al. (2013) for details). While the ideas underlying the method are straightforward, it requires that gene trees are first estimated from the alignments for each of the genes. The method is implemented in the PhyloNet software (Than et al., 2008; Wen et al., 2018). A polynomial-time algorithm for computing the MDC score on level-1 networks has recently been derived (Lemay et al., 2021).

Likelihood methods. The maximum likelihood framework is the foundation upon which a wide range of statistical methodology is built. Thus, numerous methods for the inference of phylogenetic networks under the maximum likelihood criterion have been proposed. We provide an overview of several current methods categorized by the data type assumed.

- *Single-locus methods.* Lutteropp et al. (2021) recently proposed a method, called NetRAX, to infer networks using maximum likelihood under a single-locus model (i.e., a model that assumes that a single network underlies the entire data set) using standard substitution models.
- *Coalescent methods for multilocus data using gene trees as input.* Yu et al. (2014) proposed a method for computing the likelihood of a specified phylogenetic network given data consisting of gene trees estimated for a collection of loci under the coalescent model (InferNetwork_ML in the PhyloNet package). They discuss the computational complexity associated with computation of the likelihood as well as provide methods

for assessing confidence. Using the same model as in Yu et al. (2014), Kubatko (2009) used AIC, AICc, and BIC, measures that are based on the likelihood but employ a “penalty” for the addition of parameters to a model, to compare phylogenetic networks with varying numbers of reticulation edges.

Pseudolikelihood methods. Due to the complexity of computing the likelihood of a phylogenetic network directly, pseudolikelihood methods have been suggested as an alternative. As in the case of likelihood methods, several methods have been proposed that vary in the type of data they take as input.

- *Coalescent methods for multilocus data using gene trees as input.* The PhyloNet package mentioned above includes the InferNetwork_MPL method (Yu and Nakhleh, 2015) to estimate phylogenetic networks given an input set of gene trees estimated from multilocus data. The pseudolikelihood calculation uses relationships among rooted triples found in the input gene tree topologies. The other popular method in this category is SNaQ, implemented in the PhyloNetworks package (Solís-Lemus and Ané, 2016; Solís-Lemus et al., 2017), which computes the pseudolikelihood based on quartet relationships obtained from the input gene trees.
- *Coalescent methods for unlinked biallelic markers.* Zhu and Nakhleh (2018) proposed a method that uses pseudolikelihood as a criterion to compare phylogenetic networks using sequence data directly when these data consist of a collection of unlinked biallelic markers, such as single nucleotide polymorphisms (SNPs). The method is implemented in the MLE_BiMarkers module in PhyloNet. This method addresses the fact that using gene trees as input fails to account for variability associated with the initial preprocessing of the data to estimate the gene trees. Because it limits the input data to unlinked biallelic markers, the method is computationally tractable.

Bayesian methods. In general, Bayesian methods utilize the likelihood function in computing posterior probabilities of parameters of interest and seek estimators that maximize the posterior probability. In the context of phylogenetic networks, Bayesian methods have an advantage over methods based solely on the likelihood function because in the Bayesian framework (and in particular, through the use of Markov chain Monte Carlo (MCMC) methods to carry out inference; see below), the state space can be augmented to include gene trees for each locus. This allows inference of species-level phylogenetic networks directly from multilocus data without the need to first estimate gene trees for each locus. Methods in this class include SpeciesNetwork in the BEAST2 package (Zhang et al., 2017), the MSCi model in BPP (Flouri et al., 2019), and MCMC_Seq (Wen and Nakhleh, 2017) in PhyloNet.

4.1.2 Finding optimal phylogenetic networks

Having described several criteria by which phylogenetic networks can be compared in terms of their fit to empirical data, we now turn our attention to the problem of finding optimal

phylogenetic networks under a specified criterion. Below, we discuss several of the associated challenges, including restricting the class of networks considered and development and implementation of methods for efficiently searching the space of networks for those that are optimal.

Restricting network space. There are two types of restrictions on network space that must be considered when the goal is to find an optimal phylogenetic network. We describe each below.

- *Biologically-motivated restrictions.* Note that in the context of empirical data, reticulation vertices and arcs are assumed to represent evolutionary events, such as hybrid speciation, gene flow or introgression, LGT, or gene duplication and loss. Thus, the timing and direction of the arcs in a phylogenetic network inferred from empirical data should satisfy the property of time consistency (see p. 9) to insure that horizontal events occur between lineages that exist contemporaneously. Note, however, that the requirement of time consistency depends on the measurement scale. For example, branch lengths measured in coalescent units (number of generations scaled by twice the effective population size) for a network that satisfies the constraint of time consistency will not necessarily lead to a time consistent network in calendar time, because, for example, generation times among lineages might vary substantially. The biological requirement of time consistency leads to a significant scalability challenge in that parameters must be estimated over a constrained parameter space.
- *Computationally-motivated restrictions.* For many of the criteria discussed in the previous section (e.g., parsimony and likelihood), addition of horizontal arcs will always improve the value of the objective function. Intuitively, this occurs because each additional arc can explain some portion of the variability in the observed data, thus providing an improvement in the ‘fit’ of the network to the data. For this reason, algorithms for network inference commonly impose limitations on either the number of horizontal arcs or the class of networks over which to search. For example, PhyloNet (Yu et al., 2014) and PhyloNetworks (Solís-Lemus and Ané, 2016; Solís-Lemus et al., 2017) require the user to specify the number of horizontal arcs (or more precisely, the ‘maximum number of hybridizations’) prior to the search of network space. By running the methods separately with increasing numbers of horizontal arcs, information criteria (i.e., AIC, BIC (Kubatko, 2009)) that penalize for the number of parameters can be used to select among networks with varying numbers of reticulation vertices. PhyloNet (Yu et al., 2014) also implements a cross-validation approach to deal with this problem.

In addition to the property of time-consistency and the specification of the number of reticulations mentioned above, it is common to place further restrictions on the class of network considered in order to simplify the search. For example, PhyloNetworks (Solís-Lemus and Ané, 2016; Solís-Lemus et al., 2017) and NANUQ (Allman et al., 2019) consider only level-1 networks. In contrast, PhyloNet does not provide a clear

description of the types of networks considered, while for the SpeciesNetwork module of BEAST2, the birth-hybridization prior assumed limits the class of networks considered to those that can be generated under this process (Zhang et al., 2017). The extension of the BPP software to handle horizontal events, on the other hand, currently requires that the phylogenetic network be specified in advance, though it can accommodate a relatively broad class of possible networks (Flouri et al., 2019). In reviewing these methods, it was often difficult to determine which classes of networks could be inferred with the various methods. One goal in writing this review is to encourage authors of methods for inferring networks to explicitly state the class of networks on which their methods operate.

Efficiently searching network space.

- *Criterion-based methods.* Numerous approaches to the problem of finding an optimal network under a selected optimality criterion have been taken, many of which are based on methods that have been applied in the case of searching for optimal phylogenetic trees. For instance, heuristic searches operate by proposing a new network by perturbing a current network using generalizations of move strategies such as nearest neighbor interchange (NNI) or subtree prune and regraft (SPR) to networks, or changing the complexity of the current network by adding or deleting reticulations and then evaluating whether the newly proposed network improves the value of the objective function (for more details on network move strategies, see, e.g., Huber et al. (2015a); Gambette et al. (2017); for their implementation in software packages see, e.g., Than et al. (2008); Solís-Lemus and Ané (2016)). If so, the new network becomes the current network and the process is repeated; if not, a different move is attempted. The process continues until all possible networks have been proposed without any being accepted. Such a strategy clearly provides an uphill search that may result in a network that is only locally optimal. To combat this, heuristic algorithms are often run many times from different initial networks. Another possibility is to apply simulated annealing approaches, which have been successfully used to search for optimal phylogenetic trees (see, e.g., (Salter and Pearl, 2001; Barker, 2004; Stamatakis, 2005; Kubatko et al., 2009; Strobl and Barker, 2016)).
- *MCMC methods.* Markov chain Monte Carlo algorithms are similar to the searches described above in many ways. For example, they also require a strategy for proposing a new network from an existing network; however, they make a probabilistic decision about acceptance of the proposed network based on the posterior probability. Bayesian methods also provide a more elegant way to handle the problem of inferring the number of horizontal events via reversible-jump MCMC (Green, 1995; Green et al., 2003; Wen and Nakhleh, 2017). This approach allows the algorithm to ‘*jump*’ dimensions by adding a new reticulation event or by removing an existing reticulation event in a manner that preserves the theoretical property that the chain samples the desired posterior distribution. While Bayesian algorithms have the appropriate theoretical guarantees,

tuning these algorithms to achieve convergence often proves difficult in practice, and such methods are often limited to carrying out inference on only a handful of taxa at a time.

- *Divide-and-conquer methods.* Divide-and-conquer methods, which decompose a problem into smaller sub-problems that can be efficiently solved and whose solutions are then combined to form a solution to the original problem, have also been recently proposed for phylogenetic networks. See Zhu et al. (2019) for details.
- *Algorithmic methods.* Algorithmic methods are those that build a phylogenetic network by applying a sequence of deterministic steps. For example, methods such as NANUQ (Allman et al., 2019) and related methods implemented in the MSCquartets package (Rhodes et al., 2020) use an algorithmic approach to infer networks under a model that accommodates variation in the evolutionary histories across loci using the coalescent process.

4.1.3 Summary

Inference of phylogenetic networks from genomic data is clearly an important endeavor, but one for which important scalability challenges exist. Hejase and Liu (2016) have documented the scalability challenges that arise across a range of potential inference methods, and Elworth et al. (2019) provide an excellent review of current methods for inferring species-level phylogenetic networks under the coalescent model. This is an active area of research in which we anticipate important conceptual and computational advances in the years to come. A related challenge is the determination of which network properties can be learned from data, a topic that is discussed in the following section.

4.2 Identifiability

While we have seen in the previous section that the task of estimating phylogenetic networks from data imposes certain scalability challenges, in this section we discuss another challenge in network inference, namely identifiability. Strictly speaking, identifiability refers to a statistical model, where a model parameter is said to be identifiable if any probability distribution arising from the model uniquely determines the value of that parameter. In the setting of phylogenetic network inference, it is thus particularly important that the network parameter (i.e., the network topology and possibly its branch lengths and inheritance probabilities) is identifiable. However, another aspect of identifiability (or rather distinguishability) frequently discussed in relation to phylogenetic network inference is the question of whether a given phylogenetic network is uniquely characterized by certain substructures of the network (e.g., by the phylogenetic trees it ‘displays’) or by certain other structural properties of the network like the distribution of paths in the network or pairwise distances between taxa.

In the following, we discuss both aspects of identifiability (where we distinguish between

statistical identifiability and combinatorial identifiability) and relate this to the different phylogenetic network classes introduced earlier.

4.2.1 Statistical identifiability

An important question in model-based network estimation is the identifiability of the network parameter, i.e., the question of whether the network topology (and possibly additional properties such as branch lengths or inheritance probabilities) can be uniquely identified from data generated by the network. Here, ‘data generated by the network’ typically refers to genomic sequence data observed at the leaves of the network, where sequence evolution along the branches of the network (or along the branches of a set of gene trees associated with the network) is usually modelled as a Markov process (for an introduction to Markov processes and their application to phylogenetics, see, for instance, Steel (2016)).

While several identifiability results for Markov models and the coalescent model on phylogenetic trees have been established in the literature (e.g., Chang (1996); Allman and Rhodes (2006, 2008); Allman et al. (2010); Rhodes and Sullivant (2011); Chifman and Kubatko (2015); Long and Kubatko (2018)), analogous results for phylogenetic networks are much harder to attain. In the following, we summarize some important results obtained in the literature so far. However, we begin by briefly reviewing the notions of identifiability and generic identifiability.

Recall that a model parameter is *identifiable* if any probability distribution arising from the model uniquely determines the value of the parameter. As the notion of identifiability is sometimes too strong for practical purposes, generic identifiability is often considered instead. Here, a model parameter is said to be *generically identifiable* if the set of parameters from which the original parameter cannot be recovered is a set of Lebesgue measure zero in the parameter space, or in other words, if the parameter is identifiable almost surely.

Identifiability of semi-directed phylogenetic networks. While it is natural to model sequence evolution on rooted phylogenetic networks (where sequences evolve from the root of the network towards its leaves), most identifiability results obtained so far focus on *semi-directed phylogenetic networks*, where a semi-directed phylogenetic network is obtained from a (directed) rooted phylogenetic network by suppressing the root vertex and undirecting all tree arcs while keeping the direction of all reticulation arcs. This is simply due to the fact that under common Markov models of sequence evolution the placement of the root is not identifiable due to the time-reversibility of these models.

The identifiability of semi-directed phylogenetic networks has been studied by several authors and under different settings. There are both identifiability results assuming the coalescent model as well as results that do not incorporate a coalescent process.

- *Identifiability of topological properties of semi-directed level-1 networks assuming a coalescent process.* Solís-Lemus and Ané (2016) and Solís-Lemus et al. (2020) studied the detectability of hybridization cycles and the identifiability of numerical parameters

such as branch lengths and inheritance probabilities for semi-directed level-1 networks under a pseudolikelihood model based on the coalescent process. Note that while Solís-Lemus and Ané (2016) provided these results, the mathematical proofs were given later by Solís-Lemus et al. (2020), who showed that the detectability of hybridization cycles depends on the length of the cycle: cycles containing four or more vertices can be detected from concordance factors (CFs; Baum (2007)), i.e., probabilities of the different quartet topologies displayed on gene trees, under a pseudolikelihood model, cycles containing two vertices are not detectable, and cycles containing three vertices can be detected under certain conditions.

In addition and prior to Solís-Lemus et al. (2020), Baños (2018) provided a mathematical justification for the approach taken in Solís-Lemus and Ané (2016) by showing that most topological properties (in particular, each hybridization cycle of length at least four) of a semi-directed level-1 network are generically identifiable from CFs under the network multi-species coalescent model. .

- *Identifiability of topological properties of ultrametric level-1 networks from log-det distances (assuming a coalescent process)*. Building upon work of Baños (2018), Allman et al. (2021) showed that most topological properties of ultrametric⁸ level-1 networks can be identified from log-det inter-taxon distances computed from aligned genomic-scale sequences using a combination of the network multispecies coalescent model and a mixture of general time-reversible (GTR) Markov processes on gene trees (for details, see Allman et al. (2021)).
- *Identifiability of topological properties of semi-directed networks assuming network-based Markov models*. While all of the work cited in the previous paragraphs takes into account the coalescent process, other studies have used algebraic approaches to show that certain semi-directed phylogenetic networks can be identified under specific Markov models of sequence evolution. In these studies, it is assumed that all sequence sites have evolved on one of the trees ‘displayed’ (for a formal definition of the concept of a displayed tree, see Section 4.2.2) by a network, i.e., Markov models on phylogenetic trees are extended to phylogenetic networks by considering a convex combination of the corresponding Markov models on the set of trees displayed by the networks (see, e.g., Gross and Long (2018) for a formal definition of network-based Markov models). For network-based Markov models, the following results were obtained in the literature:
 - The network parameter (in this case, the network topology) of a network-based Markov model under the Jukes-Cantor (Gross and Long, 2018), Kimura 2-parameter, or Kimura 3-parameter (Hollering and Sullivant, 2021) constraints is generically identifiable with respect to the class of models where the network parameter is a semi-directed network on n leaves with exactly one undirected cycle of length at least four.

⁸A rooted edge-weighted phylogenetic network \mathcal{N} is called *ultrametric* if every directed path from the root of \mathcal{N} to any leaf has the same length.

- The network parameter of a network-based Markov model under the Jukes-Cantor, Kimura 2-parameter, or Kimura 3-parameter constraints is generically identifiable with respect to the class of models where the network parameter is a triangle-free (i.e., each undirected cycle of the network has length at least 4), level-1 semi-directed network on n leaves with $r \geq 0$ reticulation vertices (Gross et al., 2021).
- Certain semi-directed level-2 networks are identifiable under the Jukes-Cantor, Kimura 2-parameter, and Kimura 3-parameter constraints (for details see Ardiyansyah (2021)).

Identifiability of tree-child networks assuming a probabilistic recombination-mutation model. Finally, we note that other extensions to tree-based Markov models are possible. For instance, adapting a model used in *pedigree* reconstruction (Thatte, 2012), Francis and Moulton (2018) introduced an alternative probabilistic recombination-mutation model and established identifiability for almost the entire class of tree-child networks under this model (and under the mild assumption that the root of the network is not the parent of a reticulation vertex). We refer the reader to Francis and Moulton (2018) for further details on the model assumptions.

4.2.2 Combinatorial identifiability

In addition to the question of whether a phylogenetic network is identifiable under a certain evolutionary model, it is also of interest to analyze the question of whether a network is identifiable from certain substructures or other structural properties such as inter-taxon distances.

Encoding networks by subtrees and subnetworks. A well-known result in phylogenetics is that a rooted binary phylogenetic tree is uniquely encoded by its set of rooted triples (i.e., the set of induced 3-leaf rooted subtrees) (e.g., Aho et al. (1981); Semple and Steel (2003)), and so a natural question to ask is whether a rooted binary phylogenetic network can also be uniquely characterized by certain substructures such as subtrees or subnetworks. It turns out that positive results in this regard can be obtained for some of the network classes introduced earlier, whereas arbitrary rooted binary phylogenetic networks are in general not uniquely characterized by simpler substructures. However, before we can elaborate on this, we need to formally define the notion of displayed trees and (displayed) subnetworks.

Displayed trees. Let \mathcal{N} be a phylogenetic network on X , and let \mathcal{T} be a phylogenetic tree on $Y \subseteq X$ (with $Y \neq \emptyset$). Then we say that \mathcal{T} is displayed by \mathcal{N} if \mathcal{T} can be obtained (up to isomorphism) from \mathcal{N} by deleting arcs and non-root vertices, and suppressing any resulting in-degree one and out-degree one vertices. Note that the roots of \mathcal{N} and \mathcal{T} coincide and thus ρ might have out-degree one in \mathcal{T} .⁹ The set of all phylogenetic X -trees displayed

⁹We remark that sometimes the notion of display is defined as follows: A phylogenetic network \mathcal{N} displays a phylogenetic tree \mathcal{T} if \mathcal{T} can be obtained from \mathcal{N} by deleting arcs and vertices, and suppressing any resulting

by a phylogenetic network \mathcal{N} on X is denoted as $\mathbb{T}(\mathcal{N})$. As an example, the network \mathcal{N} on $X = \{x_1, x_2, x_3\}$ depicted in Figure 13(a) displays the two phylogenetic X -trees \mathcal{T}_1 and \mathcal{T}_2 depicted in panel (c) of this figure.

Subnetworks. Let \mathcal{N} be a phylogenetic network on X and let $Y \subseteq X$. Following the notation of van Iersel et al. (2017b), the *subnet* of \mathcal{N} on Y , denoted by $\mathcal{N}|_Y$, is defined as the subgraph obtained from \mathcal{N} by deleting all vertices that are not on any path from the lowest stable ancestor $\text{LSA}_{\mathcal{N}}(Y)$ of Y in \mathcal{N} to elements in Y and subsequently suppressing all in-degree one and out-degree one vertices and parallel arcs until no such vertices or arcs exist. Now, a network \mathcal{N}' is said to be *displayed* by a network \mathcal{N} if $\mathcal{N}' = \mathcal{N}|_Y$ for some $Y \subseteq X$. As an example, the phylogenetic network \mathcal{N}' on $Y = \{x_2, x_3\}$ depicted in Figure 13(b) is displayed by the phylogenetic network \mathcal{N} on $X = \{x_1, x_2, x_3\}$ depicted in Figure 13(a). Note that, by definition, $\mathcal{N}|_X = \mathcal{N}$ if and only if $\text{LSA}_{\mathcal{N}}(X) = \rho$. In this case, van Iersel et al. (2017b) call \mathcal{N} a *recoverable* network.

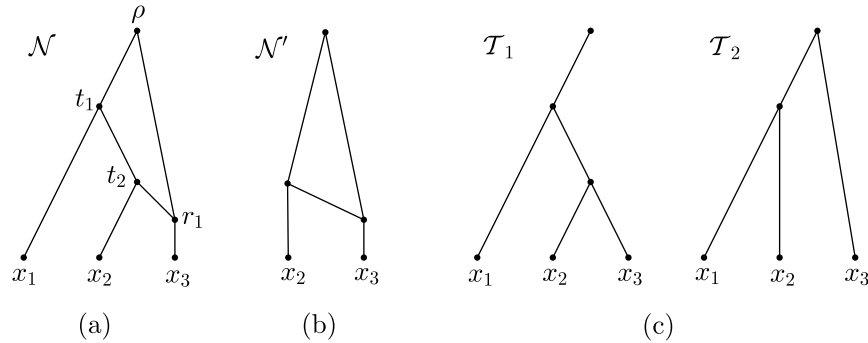


Figure 13: (a) Rooted binary phylogenetic network \mathcal{N} on $X = \{x_1, x_2, x_3\}$. (b) A subnetwork \mathcal{N}' on $Y = \{x_2, x_3\}$ displayed by \mathcal{N} . (c) The set $\mathbb{T}(\mathcal{N}) = \{\mathcal{T}_1, \mathcal{T}_2\}$ of phylogenetic X -trees displayed by \mathcal{N} .

We are now in a position to summarize some important results on encoding phylogenetic networks by displayed trees and subnetworks.

- *Encodings via displayed trees – arbitrary networks.* It was shown by Pardi and Scornavacca (2015) that arbitrary rooted binary phylogenetic networks on n leaves are not encoded by the set of phylogenetic trees on n leaves they display, even if branch lengths are taken into account (Pardi and Scornavacca, 2015, Fig. 3). In particular, there exist non-isomorphic phylogenetic networks \mathcal{N}_1 and \mathcal{N}_2 on X such that $\mathbb{T}(\mathcal{N}_1) = \mathbb{T}(\mathcal{N}_2)$, i.e., \mathcal{N}_1 and \mathcal{N}_2 display the same set of phylogenetic X -trees. Interestingly, the two networks \mathcal{N}_1 and \mathcal{N}_2 used by Pardi and Scornavacca (2015, Fig. 3) can be distinguished

in-degree one and out-degree one vertices. In this case, the roots of \mathcal{N} and \mathcal{T} are not required to coincide. Note, however, that the two definitions can be used interchangeably. If a tree \mathcal{T} is displayed by \mathcal{N} in the first sense, it is also displayed by \mathcal{N} in the second sense, and vice versa.

under the network multi-species coalescent model when multiple alleles are sampled per species (Zhu and Degnan, 2016). This nicely illustrates that statistical and combinatorial considerations might not always lead to the same conclusions, and more work on combining the two approaches is needed.

- *The NELP property.* Pardi and Scornavacca (2015) showed that every phylogenetic network \mathcal{N} can be transformed into a ‘canonical’ form that displays the same set of phylogenetic trees as \mathcal{N} and under mild conditions on the branch lengths of \mathcal{N} (the *no equally long paths* (NELP) property which states that no two directed paths in \mathcal{N} with the same endpoints have the same length, where the length of a path is the sum of the branch lengths assigned to its arcs) this canonical form is unique (up to isomorphism) among all networks satisfying the NELP property. In particular, two networks satisfying the NELP property have the same unique canonical form (up to isomorphism) if and only if they display the same set of trees (with their induced branch lengths). For details, see Pardi and Scornavacca (2015).

Note that a different canonical form for rooted phylogenetic networks was recently introduced by Francis et al. (2021). Specifically, Francis et al. (2021) introduced the *normalization* of a phylogenetic network that associates a unique normal network (Willson, 2009) $\tilde{\mathcal{N}}$ with any given phylogenetic network \mathcal{N} .

- *Encodings via displayed (caterpillar) trees – normal networks.* It was shown by Willson (2011) that normal phylogenetic networks on n leaves are uniquely encoded by the set of phylogenetic trees on n leaves they display. More recently, Linz and Semple (2020) showed that normal phylogenetic networks are in fact uniquely characterized by their sets of displayed caterpillar trees (particular subtrees that contain precisely one cherry) on three and four leaves. Moreover, Linz and Semple (2020) presented a polynomial-time algorithm that takes the set of caterpillar trees on three and four leaves displayed by a rooted binary normal network and reconstructs this network (up to isomorphism). Note that considering caterpillar trees on three and four leaves is essential as there exist two non-isomorphic normal networks that display the same set of rooted triples, i.e., caterpillar trees on three leaves (for an example, see (Linz and Semple, 2020, Fig. 1)).
- *Encodings via rooted triples.* Phylogenetic networks that are encoded by their rooted triples only seem to be very limited. To our knowledge, the only positive result in this regard was obtained by Gambette and Huber (2011) who showed that level-1 networks are encoded by their sets of displayed triples provided that each reticulation cycle in the network has length at least five.

We remark, however, that even though phylogenetic networks are in general not uniquely encoded by their rooted triples, several algorithms that reconstruct a phylogenetic network consistent with a set of triples (consistent in the sense that the triples are displayed by the resulting network) have been developed. We refer the reader to Poormohammadi and Zarchi (2020) for an overview and comparison of different approaches and recent developments.

- *Encodings via binets, trinets, quarnets, and larger subnetworks.* Given the limited number of positive results in encoding phylogenetic networks by tree substructures, several studies have analyzed the question whether a phylogenetic network is uniquely characterized by certain network substructures like binets (Huber et al., 2015b; van Iersel et al., 2017b), trinets (Huber and Moulton, 2012; Huber et al., 2015b; Semple and Toft, 2021; van Iersel and Moulton, 2013; van Iersel et al., 2017b), and recently also quarnets (Nipius, 2020), i.e., subnetworks on two, three, and four leaves, respectively. Here, the following positive results have been established:
 - Recoverable binary level-2 networks and binary tree-child networks are encoded by their sets of displayed trinets (van Iersel and Moulton, 2013).
 - Orchard networks are uniquely encoded by their trinets and can be reconstructed in polynomial time from them (Semple and Toft, 2021).
 - Every recoverable binary level-3 network is encoded by its set of displayed quarnets (Nipius, 2020).

However, as far as arbitrary phylogenetic networks are concerned, it has been shown by Huber et al. (2014) that even if *all* subnetworks induced on all proper subsets of the leaves of some rooted binary phylogenetic network are given, the network is still not necessarily determined by this information.

- *Encodings via reticulate-edge-deleted subnetworks.* Murakami et al. (2019) recently showed that level- k tree-child networks with $k \geq 2$ can be determined and reconstructed in polynomial time from their *reticulate-edge-deleted subnetworks*, which are subnetworks obtained by deleting a single reticulation arc. Even stronger, level- k tree-child networks with $k \geq 2$ are encoded by their subnetworks obtained from deleting one reticulation arc from each biconnected component with k reticulations (for details see Murakami et al. (2019)).
- *Encodings via tri-LGT-nets.* Cardona and Pons (2017) showed that a subclass of time-consistent LGT networks (referred to as time-consistent *BAN-LGT networks*) can be uniquely reconstructed (up to redundant arcs (shortcuts) and isomorphism) from the set of their *tri-LGT-nets*, i.e., from the set of their induced 3-leaf subnetworks (for further details see Cardona and Pons (2017)).

Encoding networks by sets of paths and pairwise distances. An alternative approach to encoding a phylogenetic network by substructures is to consider other structural properties of the network such as the distribution of path lengths or pairwise distances between the leaves. In the following, we review different concepts and ideas used in this regard.

- *The μ -representation of phylogenetic networks.* The μ -representation of phylogenetic networks relies on the notion of path-multiplicity vectors introduced by Cardona et al. (2009b). Using a similar notation as Cardona et al. (2009b), let $\mathcal{N} = (V, E)$ be a

rooted phylogenetic network on $X = \{x_1, \dots, x_n\}$. For every vertex $v \in V$ and $i \in \{1, \dots, n\}$, let $m_i(v)$ denote the number of different paths from v to leaf x_i . Then, the *path-multiplicity vector*, or μ -*vector* for short, of $v \in V$ is defined as $\mu(v) = (m_1(v), \dots, m_n(v))$, i.e., $\mu(v)$ is an n -tuple containing the number of paths from v to each leaf of \mathcal{N} . Now, the μ -*representation* of a phylogenetic network $\mathcal{N} = (V, E)$ is the multiset $\mu(\mathcal{N})$ of μ -vectors of its vertices. More precisely, the elements of this multiset are the vectors $\mu(v)$ with $v \in V$, and the multiplicity of each element is the number of vertices having this element as its μ -vector.

Based on this, Cardona et al. (2009b) showed that two (not necessarily binary) tree-child networks \mathcal{N}_1 and \mathcal{N}_2 are isomorphic if and only if they have the same μ -representation, i.e., if and only if $\mu(\mathcal{N}_1) = \mu(\mathcal{N}_2)$. Moreover, given the μ -representation of a phylogenetic network \mathcal{N} , the network can be reconstructed in polynomial time. For further details, see Cardona et al. (2009b).

In addition, Cardona et al. (2008) showed that the same is true for semi-binary¹⁰ time-consistent tree-sibling phylogenetic networks.

Recently, these results were extended to the larger class of orchard phylogenetic networks by Erdős et al. (2019) and Bai et al. (2021). More precisely, Bai et al. (2021) showed that any (not necessarily binary) stack-free orchard phylogenetic network is uniquely encoded (up to isomorphism) by its μ -representation (called ‘ancestral profile’ therein).

Note that while the results by Cardona et al. (2008, 2009b) entail uniqueness within the class of time-consistent tree-sibling, respectively tree-child, networks, the result of Bai et al. (2021) proves uniqueness among all rooted phylogenetic networks.

In addition, Bai et al. (2021) showed that if the ‘stack-free’ condition is omitted, the ancestral profile of an orchard network \mathcal{N} uniquely encodes \mathcal{N} within the class of orchard networks up to the resolution of vertices of high in-degree. For further details, see Bai et al. (2021).

- *Encoding phylogenetic networks by pairwise distances.* Some phylogenetic networks can be encoded by considering pairwise distances between the leaves or taxa of the network. Here, distances can either be measured in terms of topological path lengths between leaves, where the length of a path is defined as the number of arcs contained in it, or in terms of the sum of edge weights on these paths when the network is equipped with branch lengths. An important concept in both cases is the notion of *up-down paths* introduced by Bordewich and Semple (2015).

Up-down paths. Let \mathcal{N} be a rooted phylogenetic network on X . Then, following the notation of Bordewich and Semple (2015), an *underlying path* of \mathcal{N} is a path

¹⁰In a semi-binary phylogenetic network all reticulation vertices have in-degree precisely two, but tree vertices may have an out-degree strictly greater than two. Note that every binary phylogenetic network is in particular a semi-binary phylogenetic network.

of the undirected graph containing undirected edges of arcs of \mathcal{N} . Now, for any two elements $x, y \in X$, an *up-down path* from x to y is an underlying path $(x, v_1, v_2, \dots, v_{k-1}, y)$ in \mathcal{N} such that, for some $i \leq k-1$, the network \mathcal{N} contains the arcs

$$(v_i, v_{i-1}), (v_{i-1}, v_{i-2}), \dots, (v_1, x)$$

and

$$(v_i, v_{i+1}), (v_{i+1}, v_{i+2}), \dots, (v_{k-1}, y).$$

As an example, in Figure 13(a), $(x_1, t_1, t_2, r_1, x_3)$ is an up-down path in \mathcal{N} from x_1 to x_3 .

Unweighted phylogenetic networks. Based on the notion of up-down-paths, Bordewich and Semple (2015) showed that unweighted binary tree-child networks with no arc between the two children of the root can be reconstructed (up to isomorphism) from the *multi-set* of distances between taxa, where the distance between two taxa, say x and y , is measured in terms of the number of arcs on the up-down-paths from x to y , and so can all binary time-consistent networks with no ‘crowns’¹¹, no arc between the two children of the root, and all reticulation vertices being visible.

Moreover, Bordewich and Semple (2015) showed that binary time-consistent tree-child networks can be reconstructed (up to isomorphism) from the *set* of distances between taxa in polynomial time.

Edge-weighted rooted phylogenetic networks. In the case of edge-weighted phylogenetic networks, various results have been obtained in the literature.

First, improving earlier results on the reconstructability of ultrametric galled networks (Chan et al., 2005) and networks with a single reticulation cycle (Willson, 2013)¹², Bordewich and Tokac (2016) introduced a polynomial-time algorithm that reconstructs an ultrametric tree-child network from the set of distances between each pair of taxa, where the set of distances between a pair of taxa, say x and y , is the set of the lengths of the up-down-paths from x to y (where the length of any such a path is the sum of branch lengths of the edges in this path rather than the number of edges in the path).

Bordewich and Tokac (2016) introduced the algorithm NETWORKUPGMA that takes a 2-dimensional array of sets of distances (where distances between taxa may for example reflect evolutionary distance estimated from genetic sequence data) and returns an ultrametric tree-child network displaying the distance data if such a network exists.

¹¹Let \mathcal{N} be a phylogenetic network. Then, a *crown* is an (undirected) cycle in \mathcal{N} consisting only of reticulation arcs.

¹²Note that Willson (2013) considered the problem of reconstructing a phylogenetic network \mathcal{N} given the *tree-average distance* (Willson, 2012) between any pair of taxa, which is the expected value of their distance in the trees displayed by \mathcal{N} , where each displayed tree has a certain probability obtained from assigning inheritance probabilities to the reticulation arcs of \mathcal{N} .

In a subsequent paper, Bordewich et al. (2017) showed that any tree-child network \mathcal{N} on X with an outgroup (i.e., an element $x \in X$ adjacent to the root of \mathcal{N}) and strictly positive branch lengths is essentially encoded by the multi-set of distances between all pairs of taxa (again, distance refers to sum of branch lengths in up-down-paths) provided that for each reticulation vertex r , both reticulation arcs directed into r are of equal length. Note that ‘essentially encoded’ refers to the fact that this encoding is unique up to re-weighting the edges at the root and at each reticulation (for technical details and examples see Bordewich et al. (2017)). Moreover, Bordewich et al. (2017) introduced a polynomial-time algorithm for reconstructing edge-weighted tree-child networks from inter-taxa distance data. Note, however, that in a tree-child network, the size of the collection of inter-taxon distances can be exponential in the number of leaves of the network.

In a recent paper, Bordewich et al. (2018) showed that for normal phylogenetic networks the same results are obtained with only a quadratic number of inter-taxon distances by using the shortest distance between any pair of taxa (i.e., the sum of branch lengths in a shortest up-down path between the two taxa).

Edge-weighted semi-directed networks. Even more recently, Xu and Ané (2021) returned to the identifiability of local and global properties of edge-weighted phylogenetic networks from *average pairwise distances* (Willson (2012); see also Footnote 12). Importantly, the authors show that root location and lengths of reticulation arcs are generally *not* identifiable from average distances, and then focus on the identifiability of “zipped-up semi-directed” networks, where a network is zipped-up if all its reticulation arcs have length zero. For networks of this type, several positive and negative results regarding their identifiability from average distances are obtained and additional conjectures are posed. We refer the reader to Xu and Ané (2021) for further details.

4.2.3 Summary

In summary, several results concerning the identifiability of phylogenetic networks have been established in recent years and more are likely to be obtained in the near future. However, as the previous paragraphs showed, positive results can mostly only be obtained for restricted network classes, but not for arbitrary phylogenetic networks. While this is to be expected (given the potential complexity of arbitrary phylogenetic networks) it is important to keep these limitations in mind when, for example, devising new network inference methods.

5 Concluding remarks

The aim of the present manuscript is to provide a thorough and comprehensive review of the multitude of different classes of rooted binary phylogenetic networks defined in the

mathematical literature. We have reviewed and discussed their structural properties and indicated their biological interpretation whenever possible. For some network classes, for instance temporal networks or LGT networks, it is straightforward to provide a biological interpretation, whereas for other network classes, the biological meaning is less evident. This is to be expected, however, as many of the structural constraints that have been considered in the literature were not introduced to model certain biological processes, but rather to simplify mathematical and computational analyses so that problems related to the inference of phylogenetic networks would become tractable.

We have noted that imposing structural constraints on network topologies is often an important step in addressing the scalability and identifiability challenges faced in estimating phylogenetic networks from data, and hope that our review of possible classes of networks will encourage those who develop such methods to carefully describe the class of networks considered by their methods. Even though positive results concerning scalability and identifiability are currently limited to a handful of the more than 20 network classes we have discussed, we expect constant progress in the future as the study and estimation of phylogenetic networks is a growing field of research. In addition, we remark that while we could not find a biological interpretation for all of the network classes discussed, we do not claim that such an interpretation is non-existent. It could well be the case that network types that seem to lack an underlying biological principle in the context of our current understanding of evolution will turn out to be biologically meaningful as this understanding expands.

Acknowledgements

JCP was supported by the Ministerio de Ciencia e Innovación (MCI), the Agencia Estatal de Investigación (AEI) and the European Regional Development Funds (ERDF); through project PGC2018-096956-B-C43 (FEDER/MICINN/AEI). KW was supported by The Ohio State University's President's Postdoctoral Scholars Program. All authors thank two anonymous reviewers for detailed comments on an earlier version of this manuscript.

References

- T. Agarwal, P. Gambette, and D. Morrison. Who is Who in Phylogenetic Networks: Articles, Authors and Programs. *arXiv e-prints*, art. arXiv:1610.01674, Oct. 2016.
- A. V. Aho, Y. Sagiv, T. G. Szymanski, and J. D. Ullman. Inferring a Tree from Lowest Common Ancestors with an Application to the Optimization of Relational Expressions. *SIAM Journal on Computing*, 10(3):405–421, Aug. 1981. doi: 10.1137/0210030.
- E. S. Allman and J. A. Rhodes. The Identifiability of Tree Topology for Phylogenetic Models, Including Covarion and Mixture Models. *Journal of Computational Biology*, 13(5):1101–1113, June 2006. doi: 10.1089/cmb.2006.13.1101.

- E. S. Allman and J. A. Rhodes. Identifying evolutionary trees and substitution parameters for the general Markov model with invariable sites. *Mathematical Biosciences*, 211(1): 18–33, Jan. 2008. doi: 10.1016/j.mbs.2007.09.001.
- E. S. Allman, J. H. Degnan, and J. A. Rhodes. Identifying the rooted species tree from the distribution of unrooted gene trees under the coalescent. *Journal of Mathematical Biology*, 62(6):833–862, July 2010. doi: 10.1007/s00285-010-0355-7.
- E. S. Allman, H. Baños, and J. A. Rhodes. NANUQ: a method for inferring species networks from gene trees under the coalescent model. *Algorithms for Molecular Biology*, 14(1), Dec. 2019. doi: 10.1186/s13015-019-0159-2.
- E. S. Allman, H. Baños, and J. A. Rhodes. Identifiability of species network topologies from genomic sequences using the logDet distance. *arXiv e-prints*, art. arXiv:2108.01765, Aug. 2021.
- E. Anderson. Introgressive Hybridization. *Biological Reviews*, 28(3):280–307, Aug. 1953. doi: 10.1111/j.1469-185x.1953.tb01379.x.
- M. Ardiyansyah. Distinguishing Level-2 Phylogenetic Networks Using Phylogenetic Invariants. *arXiv e-prints*, art. arXiv:2104.12479, Apr. 2021.
- T. Asano, J. Jansson, K. Sadakane, R. Uehara, and G. Valiente. Faster Computation of the Robinson-Foulds Distance between Phylogenetic Networks. In *Combinatorial Pattern Matching*, pages 190–201. Springer Berlin Heidelberg, 2010. doi: 10.1007/978-3-642-13509-5_18.
- A. Bai, P. L. Erdős, C. Semple, and M. Steel. Defining phylogenetic networks using ancestral profiles. *Mathematical Biosciences*, 332:108537, Feb. 2021. doi: 10.1016/j.mbs.2021.108537.
- H.-J. Bandelt and A. W. Dress. A canonical decomposition theory for metrics on a finite set. *Advances in Mathematics*, 92(1):47–105, Mar. 1992. doi: 10.1016/0001-8708(92)90061-o.
- H. J. Bandelt, P. Forster, and A. Rohl. Median-joining networks for inferring intraspecific phylogenies. *Molecular Biology and Evolution*, 16(1):37–48, Jan. 1999. doi: 10.1093/oxfordjournals.molbev.a026036.
- H. Baños. Identifying Species Network Features from Gene Tree Quartets Under the Coalescent Model. *Bulletin of Mathematical Biology*, 81(2):494–534, Aug. 2018. doi: 10.1007/s11538-018-0485-4.
- D. Barker. LVB: parsimony and simulated annealing in the search for phylogenetic trees. *Bioinformatics*, 20(2):274–275, Jan. 2004. doi: 10.1093/bioinformatics/btg402.
- M. Baroni, C. Semple, and M. Steel. A Framework for Representing Reticulate Evolution. *Annals of Combinatorics*, 8(4):391–408, Jan. 2005. doi: 10.1007/s00026-004-0228-0.

- M. Baroni, C. Semple, and M. Steel. Hybrids in Real Time. *Systematic Biology*, 55(1):46–56, Feb 2006. doi: 10.1080/10635150500431197.
- D. A. Baum. Concordance trees, concordance factors, and the exploration of reticulate genealogy. *TAXON*, 56(2):417–426, May 2007. doi: 10.1002/tax.562013.
- M. Bordewich and C. Semple. Determining phylogenetic networks from inter-taxa distances. *Journal of Mathematical Biology*, 73(2):283–303, Dec. 2015. doi: 10.1007/s00285-015-0950-8.
- M. Bordewich and C. Semple. Reticulation-Visible Networks. *Advances in Applied Mathematics*, 78:114–141, Jul 2016. doi: 10.1016/j.aam.2016.04.004.
- M. Bordewich and C. Semple. A universal tree-based network with the minimum number of reticulations. *Discrete Applied Mathematics*, 250:357–362, Dec 2018. doi: 10.1016/j.dam.2018.05.010.
- M. Bordewich and N. Tokac. An algorithm for reconstructing ultrametric tree-child networks from inter-taxa distances. *Discrete Applied Mathematics*, 213:47–59, Nov. 2016. doi: 10.1016/j.dam.2016.05.011.
- M. Bordewich, C. Semple, and N. Tokac. Constructing Tree-Child Networks from Distance Matrices. *Algorithmica*, 80(8):2240–2259, May 2017. doi: 10.1007/s00453-017-0320-6.
- M. Bordewich, K. T. Huber, V. Moulton, and C. Semple. Recovering normal networks from shortest inter-taxa distance information. *Journal of Mathematical Biology*, 77(3):571–594, Feb. 2018. doi: 10.1007/s00285-018-1218-x.
- C. Bryant, M. Fischer, S. Linz, and C. Semple. On the quirks of maximum parsimony and likelihood on phylogenetic networks. *Journal of Theoretical Biology*, 417:100–108, Mar. 2017. doi: 10.1016/j.jtbi.2017.01.013.
- G. Cardona and J. C. Pons. Reconstruction of LGT networks from tri-LGT-nets. *Journal of Mathematical Biology*, 75(6-7):1669–1692, Apr. 2017. doi: 10.1007/s00285-017-1131-8.
- G. Cardona, M. Llabrés, F. Rosselló, and G. Valiente. A distance metric for a class of tree-sibling phylogenetic networks. *Bioinformatics*, 24(13):1481–1488, May 2008. doi: 10.1093/bioinformatics/btn231.
- G. Cardona, M. Llabres, F. Rossello, and G. Valiente. Metrics for Phylogenetic Networks I: Generalizations of the Robinson-Foulds Metric. *IEEE/ACM Transactions on Computational Biology and Bioinformatics*, 6:46–61, Jan. 2009a. doi: 10.1109/TCBB.2008.70.
- G. Cardona, F. Rossello, and G. Valiente. Comparison of Tree-Child Phylogenetic Networks. *IEEE/ACM Transactions on Computational Biology and Bioinformatics*, 6(4):552–569, Oct. 2009b. doi: 10.1109/tcbb.2007.70270.

- G. Cardona, M. Llabrés, F. Rosselló, and G. Valiente. Path lengths in tree-child time consistent hybridization networks. *Information Sciences*, 180(3):366–383, Feb. 2010. doi: 10.1016/j.ins.2009.09.013.
- G. Cardona, J. C. Pons, and F. Rosselló. A reconstruction problem for a class of phylogenetic networks with lateral gene transfers. *Algorithms for Molecular Biology*, 10(1), Dec. 2015. doi: 10.1186/s13015-015-0059-z.
- H.-L. Chan, J. Jansson, T.-W. Lam, and S.-M. Yiu. Reconstructing an Ultrametric Galled Phylogenetic Network from a Distance Matrix. In *Mathematical Foundations of Computer Science 2005*, pages 224–235. Springer Berlin Heidelberg, 2005. doi: 10.1007/11549345_20.
- J. T. Chang. Full reconstruction of Markov models on evolutionary trees: Identifiability and consistency. *Mathematical Biosciences*, 137(1):51–73, Oct. 1996. doi: 10.1016/S0025-5564(96)00075-2.
- J. Chifman and L. Kubatko. Identifiability of the unrooted species tree topology under the coalescent model with time-reversible substitution processes, site-specific rate variation, and invariable sites. *Journal of Theoretical Biology*, 374:35–47, June 2015. doi: 10.1016/j.jtbi.2015.03.006.
- C. Choy, J. Jansson, K. Sadakane, and W.-K. Sung. Computing the maximum agreement of phylogenetic networks. *Theoretical Computer Science*, 335(1):93–107, May 2005. doi: 10.1016/j.tcs.2004.12.012.
- P. Cordue, S. Linz, and C. Semple. Phylogenetic Networks that Display a Tree Twice. *Bulletin of Mathematical Biology*, 76(10):2664–2679, Sept. 2014. doi: 10.1007/s11538-014-0032-x.
- E. Corel, P. Lopez, R. Méheust, and E. Bapteste. Network-Thinking: Graphs to Analyze Microbial Complexity and Evolution. *Trends in Microbiology*, 24(3):224–237, Mar 2016. doi: 10.1016/j.tim.2015.12.003.
- T. Dagan and W. Martin. The tree of one percent. *Genome Biology*, 7(10):118, Nov 2006. doi: 10.1186/gb-2006-7-10-118.
- V. Daubin. Phylogenetics and the Cohesion of Bacterial Genomes. *Science*, 301(5634):829–832, Aug. 2003. doi: 10.1126/science.1086568.
- J. H. Degnan. Modeling Hybridization Under the Network Multispecies Coalescent. *Systematic Biology*, 67(5):786–799, May 2018. doi: 10.1093/sysbio/syy040.
- W. F. Doolittle and E. Bapteste. Pattern pluralism and the Tree of Life hypothesis. *Proceedings of the National Academy of Sciences*, 104(7):2043–2049, Feb 2007. doi: 10.1073/pnas.0610699104.

- R. A. L. Elworth, H. A. Ogilvie, J. Zhu, and L. Nakhleh. Advances in Computational Methods for Phylogenetic Networks in the Presence of Hybridization. In *Bioinformatics and Phylogenetics*, pages 317–360. Springer International Publishing, 2019. doi: 10.1007/978-3-030-10837-3_13.
- P. L. Erdős, C. Semple, and M. Steel. A class of phylogenetic networks reconstructable from ancestral profiles. *Mathematical Biosciences*, 313:33–40, July 2019. doi: 10.1016/j.mbs.2019.04.009.
- M. Fischer, L. van Iersel, S. Kelk, and C. Scornavacca. On Computing the Maximum Parsimony Score of a Phylogenetic Network. *SIAM Journal on Discrete Mathematics*, 29(1):559–585, Jan. 2015. doi: 10.1137/140959948.
- T. Flouri, X. Jiao, B. Rannala, and Z. Yang. A Bayesian Implementation of the Multispecies Coalescent Model with Introgression for Phylogenomic Analysis. *Molecular Biology and Evolution*, 37(4):1211–1223, Dec. 2019. doi: 10.1093/molbev/msz296.
- A. Francis and V. Moulton. Identifiability of tree-child phylogenetic networks under a probabilistic recombination-mutation model of evolution. *Journal of Theoretical Biology*, 446:160–167, June 2018. doi: 10.1016/j.jtbi.2018.03.011.
- A. Francis, D. H. Huson, and M. Steel. Normalising phylogenetic networks. *Molecular Phylogenetics and Evolution*, 163:107215, Oct. 2021. doi: 10.1016/j.ympev.2021.107215.
- A. R. Francis and M. Steel. Which Phylogenetic Networks are Merely Trees with Additional Arcs? *Systematic Biology*, 64(5):768–777, June 2015. doi: 10.1093/sysbio/syv037.
- P. Gambette and K. T. Huber. On encodings of phylogenetic networks of bounded level. *Journal of Mathematical Biology*, 65(1):157–180, July 2011. doi: 10.1007/s00285-011-0456-y.
- P. Gambette, A. D. M. Gunawan, A. Labarre, S. Vialette, and L. Zhang. Locating a Tree in a Phylogenetic Network in Quadratic Time. In *Lecture Notes in Computer Science*, pages 96–107. Springer International Publishing, 2015. doi: 10.1007/978-3-319-16706-0_12.
- P. Gambette, A. D. M. Gunawan, A. Labarre, S. Vialette, and L. Zhang. Solving the Tree Containment Problem for Genetically Stable Networks in Quadratic Time. In *Lecture Notes in Computer Science*, pages 197–208. Springer International Publishing, 2016. doi: 10.1007/978-3-319-29516-9_17.
- P. Gambette, L. van Iersel, M. Jones, M. Lafond, F. Pardi, and C. Scornavacca. Rearrangement moves on rooted phylogenetic networks. *PLOS Computational Biology*, 13(8):e1005611, Aug. 2017. doi: 10.1371/journal.pcbi.1005611.
- P. Gambette, A. D. Gunawan, A. Labarre, S. Vialette, and L. Zhang. Solving the tree containment problem in linear time for nearly stable phylogenetic networks. *Discrete Applied Mathematics*, 246:62–79, Sept. 2018a. doi: 10.1016/j.dam.2017.07.015.

- P. Gambette, M. Morgado, N. Tavassoli, and M. Weller. ISIPhyNC, an Information System on Inclusions of Phylogenetic Network Classes. manuscript in preparation, 2018b.
- P. Górecki. Reconciliation problems for duplication, loss and horizontal gene transfer. In *Proceedings of the eighth annual international conference on Computational molecular biology - RECOMB '04*. ACM Press, 2004. doi: 10.1145/974614.974656.
- P. J. Green. Reversible jump Markov chain Monte Carlo computation and Bayesian model determination. *Biometrika*, 82(4):711–732, 1995. doi: 10.1093/biomet/82.4.711.
- P. J. Green, N. L. Hjort, and S. Richardson, editors. *Highly structured stochastic systems*. Number 27 in Oxford statistical science series. Oxford University Press, Oxford ; New York, 2003. ISBN 9780198510550.
- E. Gross and C. Long. Distinguishing Phylogenetic networks. *SIAM Journal on Applied Algebra and Geometry*, 2(1):72–93, Jan. 2018. doi: 10.1137/17m1134238.
- E. Gross, L. van Iersel, R. Janssen, M. Jones, C. Long, and Y. Murakami. Distinguishing level-1 phylogenetic networks on the basis of data generated by Markov processes. *Journal of Mathematical Biology*, 83(3), Sept. 2021. doi: 10.1007/s00285-021-01653-8.
- A. D. M. Gunawan and L. Zhang. Bounding the Size of a Network Defined By Visibility Property. *arXiv e-prints*, art. arXiv:1510.00115, Oct. 2015.
- D. Gusfield. *ReCombinatorics: the algorithmics of ancestral recombination graphs and explicit phylogenetic networks*. The MIT Press, Cambridge, MA, 2014. ISBN 9780262027526.
- D. Gusfield, S. Eddhu, and C. Langley. Efficient reconstruction of phylogenetic networks with constrained recombination. In *Computational Systems Bioinformatics. CSB2003. Proceedings of the 2003 IEEE Bioinformatics Conference. CSB2003*. IEEE Comput. Soc, 2003. doi: 10.1109/csb.2003.1227337.
- M. Hayamizu. On the existence of infinitely many universal tree-based networks. *Journal of Theoretical Biology*, 396:204–206, May 2016. doi: 10.1016/j.jtbi.2016.02.023.
- H. A. Hejase and K. J. Liu. A scalability study of phylogenetic network inference methods using empirical datasets and simulations involving a single reticulation. *BMC Bioinformatics*, 17(1), Oct. 2016. doi: 10.1186/s12859-016-1277-1.
- B. Hollering and S. Sullivant. Identifiability in phylogenetics using algebraic matroids. *Journal of Symbolic Computation*, 104:142–158, May 2021. doi: 10.1016/j.jsc.2020.04.012.
- K. Huber and V. Moulton. Phylogenetic networks from multi-labelled trees. *Journal of Mathematical Biology*, 52(5):613–632, Feb. 2006. doi: 10.1007/s00285-005-0365-z.
- K. Huber and G. Scholz. Phylogenetic networks that are their own fold-ups. *Advances in Applied Mathematics*, 113:101959, Feb. 2020. doi: 10.1016/j.aam.2019.101959.

- K. T. Huber and V. Moulton. Encoding and Constructing 1-Nested Phylogenetic Networks with Trinets. *Algorithmica*, 66(3):714–738, May 2012. doi: 10.1007/s00453-012-9659-x.
- K. T. Huber, L. van Iersel, V. Moulton, and T. Wu. How Much Information is Needed to Infer Reticulate Evolutionary Histories? *Systematic Biology*, 64(1):102–111, Sept. 2014. doi: 10.1093/sysbio/syu076.
- K. T. Huber, S. Linz, V. Moulton, and T. Wu. Spaces of phylogenetic networks from generalized nearest-neighbor interchange operations. *Journal of Mathematical Biology*, 72(3):699–725, June 2015a. doi: 10.1007/s00285-015-0899-7.
- K. T. Huber, L. van Iersel, V. Moulton, C. Scornavacca, and T. Wu. Reconstructing Phylogenetic Level-1 Networks from Nondense Binet and Trinet Sets. *Algorithmica*, 77(1):173–200, Sept. 2015b. doi: 10.1007/s00453-015-0069-8.
- K. T. Huber, V. Moulton, M. Steel, and T. Wu. Folding and unfolding phylogenetic trees and networks. *Journal of Mathematical Biology*, 73(6-7):1761–1780, Apr. 2016. doi: 10.1007/s00285-016-0993-5.
- K. T. Huber, L. van Iersel, R. Janssen, M. Jones, V. Moulton, Y. Murakami, and C. Semple. Rooting for phylogenetic networks. *arXiv e-prints*, art. arXiv:1906.07430, Jun 2019.
- D. H. Huson and T. H. Klöpper. Beyond Galled Trees - Decomposition and Computation of Galled Networks. In *Lecture Notes in Computer Science*, pages 211–225. Springer Berlin Heidelberg, 2007. doi: 10.1007/978-3-540-71681-5_15.
- D. H. Huson, R. Rupp, and C. Scornavacca. *Phylogenetic Networks: Concepts, Algorithms and Applications*. Cambridge University Press, New York, NY, USA, 2011. ISBN 0521755964, 9780521755962.
- R. Janssen and Y. Murakami. On cherry-picking and network containment. *Theoretical Computer Science*, 856:121–150, Feb. 2021. doi: 10.1016/j.tcs.2020.12.031.
- J. Jansson and W.-K. Sung. The Maximum Agreement of Two Nested Phylogenetic Networks. In *Algorithms and Computation*, pages 581–593. Springer Berlin Heidelberg, 2004. doi: 10.1007/978-3-540-30551-4_51.
- X. Jiao, T. Flouri, and Z. Yang. Multispecies coalescent and its applications to infer species phylogenies and cross-species gene flow. *National Science Review*, 8(12), July 2021. doi: 10.1093/nsr/nwab127.
- G. Jin, L. Nakhleh, S. Snir, and T. Tuller. Parsimony Score of Phylogenetic Networks: Hardness Results and a Linear-Time Heuristic. *IEEE/ACM Transactions on Computational Biology and Bioinformatics*, 6(3):495–505, July 2009. doi: 10.1109/tcbb.2008.119.
- L. Kannan and W. C. Wheeler. Maximum Parsimony on Phylogenetic networks. *Algorithms for Molecular Biology*, 7(1), May 2012. doi: 10.1186/1748-7188-7-9.

- J. Kingman. The coalescent. *Stochastic Processes and their Applications*, 13(3):235–248, Sept. 1982. doi: 10.1016/0304-4149(82)90011-4.
- S. Kong, S. J. Sánchez-Pacheco, and R. W. Murphy. On the use of median-joining networks in evolutionary biology. *Cladistics*, 32(6):691–699, Dec. 2015. doi: 10.1111/cla.12147.
- L. S. Kubatko. Identifying Hybridization Events in the Presence of Coalescence via Model Selection. *Systematic Biology*, 58(5):478–488, Sept. 2009. doi: 10.1093/sysbio/syp055.
- L. S. Kubatko, B. C. Carstens, and L. L. Knowles. STEM: species tree estimation using maximum likelihood for gene trees under coalescence. *Bioinformatics*, 25(7):971–973, Feb. 2009. doi: 10.1093/bioinformatics/btp079.
- C. G. Kurland, B. Canback, and O. G. Berg. Horizontal gene transfer: A critical view. *Proceedings of the National Academy of Sciences*, 100(17):9658–9662, Aug 2003. doi: 10.1073/pnas.1632870100.
- M. Lemay, R. Libeskind-Hadas, and Y.-C. Wu. A polynomial-time algorithm for minimizing the deep coalescence cost for level-1 species networks. *IEEE/ACM Transactions on Computational Biology and Bioinformatics*, pages 1–1, 2021. doi: 10.1109/tcbb.2021.3105922.
- S. Linz and C. Semple. Caterpillars on three and four leaves are sufficient to reconstruct binary normal networks. *Journal of Mathematical Biology*, 81(4-5):961–980, Sept. 2020. doi: 10.1007/s00285-020-01533-7.
- C. Long and L. Kubatko. Identifiability and Reconstructibility of Species Phylogenies Under a Modified Coalescent. *Bulletin of Mathematical Biology*, 81(2):408–430, June 2018. doi: 10.1007/s11538-018-0456-9.
- S. Lutteropp, C. Scornavacca, A. M. Kozlov, B. Morel, and A. Stamatakis. NetRAX: Accurate and Fast Maximum Likelihood Phylogenetic Network Inference*. *bioRxiv*, 2021. doi: 10.1101/2021.08.30.458194.
- W. F. Martin. Early evolution without a tree of life. *Biology Direct*, 6(1):36, Jun 2011. doi: 10.1186/1745-6150-6-36.
- C. Meng and L. S. Kubatko. Detecting hybrid speciation in the presence of incomplete lineage sorting using gene tree incongruence: A model. *Theoretical Population Biology*, 75(1):35–45, Feb. 2009. doi: 10.1016/j.tpb.2008.10.004.
- D. A. Morrison. *An introduction to phylogenetic networks*. RJR Productions, Uppsala, 2011. ISBN 9789198009903. OCLC: 939959509.
- Y. Murakami, L. van Iersel, R. Janssen, M. Jones, and V. Moulton. Reconstructing Tree-Child Networks from Reticulate-Edge-Deleted Subnetworks. *Bulletin of Mathematical Biology*, 81(10):3823–3863, July 2019. doi: 10.1007/s11538-019-00641-w.

- L. Nakhleh, G. Jin, F. Zhao, and J. Mellor-Crummey. Reconstructing phylogenetic networks using maximum parsimony. In *2005 IEEE Computational Systems Bioinformatics Conference (CSB'05)*. IEEE, 2005. doi: 10.1109/csb.2005.47. URL <https://doi.org/10.1109/csb.2005.47>.
- L. Nipius. Rooted binary level-3 phylogenetic networks are encoded by quarnets. Master's thesis, Delft University of Technology, 2020.
- F. Pardi and C. Scornavacca. Reconstructible Phylogenetic Networks: Do Not Distinguish the Indistinguishable. *PLOS Computational Biology*, 11(4):e1004135, Apr. 2015. doi: 10.1371/journal.pcbi.1004135.
- J. C. Pons. *Reconstruction Problems for LGT Networks*. PhD thesis, University of the Balearic Islands, 2016.
- H. Poormohammadi and M. S. Zarchi. Netcombin: An algorithm for constructing optimal phylogenetic network from rooted triplets. *PLOS ONE*, 15(9):e0227842, Sept. 2020. doi: 10.1371/journal.pone.0227842.
- J. A. Rhodes and S. Sullivant. Identifiability of Large Phylogenetic Mixture Models. *Bulletin of Mathematical Biology*, 74(1):212–231, June 2011. doi: 10.1007/s11538-011-9672-2.
- J. A. Rhodes, H. Baños, J. D. Mitchell, and E. S. Allman. MSCquartets 1.0: quartet methods for species trees and networks under the multispecies coalescent model in R. *Bioinformatics*, 37(12):1766–1768, Oct. 2020. doi: 10.1093/bioinformatics/btaa868.
- D. Robinson and L. Foulds. Comparison of phylogenetic trees. *Mathematical Biosciences*, 53(1-2):131–147, Feb. 1981. doi: 10.1016/0025-5564(81)90043-2.
- L. A. Salter and D. K. Pearl. Stochastic Search Strategy for Estimation of Maximum Likelihood Phylogenetic Trees. *Systematic Biology*, 50(1):7–17, Feb. 2001. doi: 10.1080/106351501750107413.
- C. Scornavacca, J. C. P. Mayol, and G. Cardona. Fast algorithm for the reconciliation of gene trees and LGT networks. *Journal of Theoretical Biology*, 418:129–137, Apr. 2017. doi: 10.1016/j.jtbi.2017.01.024.
- C. Semple. Phylogenetic Networks with Every Embedded Phylogenetic Tree a Base Tree. *Bulletin of Mathematical Biology*, 78(1):132–137, Dec. 2015. doi: 10.1007/s11538-015-0132-2.
- C. Semple and J. Simpson. When is a Phylogenetic Network Simply an Amalgamation of Two Trees? *Bulletin of Mathematical Biology*, 80(9):2338–2348, Jul 2018. doi: 10.1007/s11538-018-0463-x.
- C. Semple and M. Steel. *Phylogenetics (Oxford Lecture Series in Mathematics and Its Applications)*. Oxford University Press, 2003. ISBN 0198509421.

- C. Semple and G. Toft. Trinets encode orchard phylogenetic networks. *Journal of Mathematical Biology*, 83(3), Aug. 2021. doi: 10.1007/s00285-021-01654-7.
- C. Solís-Lemus and C. Ané. Inferring Phylogenetic Networks with Maximum Pseudolikelihood under Incomplete Lineage Sorting. *PLOS Genetics*, 12(3):e1005896, Mar. 2016. doi: 10.1371/journal.pgen.1005896.
- C. Solís-Lemus, P. Bastide, and C. Ané. PhyloNetworks: A Package for Phylogenetic Networks. *Molecular Biology and Evolution*, 34(12):3292–3298, Sep 2017. doi: 10.1093/molbev/msx235.
- C. Solís-Lemus, A. Coen, and C. Ané. On the Identifiability of Phylogenetic Networks under a Pseudolikelihood model. *arXiv e-prints*, art. arXiv:2010.01758, Oct. 2020.
- A. Stamatakis. An Efficient Program for Phylogenetic Inference Using Simulated Annealing. In *19th IEEE International Parallel and Distributed Processing Symposium*. IEEE, 2005. doi: 10.1109/ipdps.2005.90.
- M. Steel. *Phylogeny: Discrete and random processes in evolution*. Society for Industrial and Applied Mathematics, Philadelphia PA, 2016. ISBN 161197447X.
- M. A. Strobl and D. Barker. On simulated annealing phase transitions in phylogeny reconstruction. *Molecular Phylogenetics and Evolution*, 101:46–55, Aug. 2016. doi: 10.1016/j.ympev.2016.05.001.
- S. J. Sánchez-Pacheco, S. Kong, P. Pulido-Santacruz, R. W. Murphy, and L. Kubatko. Median-Joining Network Analysis of SARS-CoV-2 Genomes Is Neither Phylogenetic nor Evolutionary. *Proceedings of the National Academy of Sciences*, 117:12518–12519, June 2020. doi: 10.1073/pnas.2007062117.
- C. Than, D. Ruths, and L. Nakhleh. PhyloNet: a software package for analyzing and reconstructing reticulate evolutionary relationships. *BMC Bioinformatics*, 9(1), July 2008. doi: 10.1186/1471-2105-9-322.
- B. D. Thatte. Reconstructing pedigrees: some identifiability questions for a recombination-mutation model. *Journal of Mathematical Biology*, 66(1-2):37–74, Jan. 2012. doi: 10.1007/s00285-011-0503-8.
- L. van Iersel and V. Moulton. Trinets encode tree-child and level-2 phylogenetic networks. *Journal of Mathematical Biology*, May 2013. doi: 10.1007/s00285-013-0683-5.
- L. van Iersel, C. Semple, and M. Steel. Locating a Tree in a Phylogenetic Network. *Information Processing Letters*, 110:1037–1043, Nov. 2010. doi: 10.1016/j.ipl.2010.07.027.
- L. van Iersel, M. Jones, and C. Scornavacca. Improved Maximum Parsimony Models for Phylogenetic Networks. *Systematic Biology*, 67(3):518–542, Dec. 2017a. doi: 10.1093/sysbio/syx094.

- L. van Iersel, V. Moulton, E. de Swart, and T. Wu. Binets: Fundamental Building Blocks for Phylogenetic Networks. *Bulletin of Mathematical Biology*, 79(5):1135–1154, Apr. 2017b. doi: 10.1007/s11538-017-0275-4.
- L. van Iersel, R. Janssen, M. Jones, and Y. Murakami. Orchard Networks are Trees with Additional Horizontal Arcs. *arXiv e-prints*, art. arXiv:2110.11065, Oct. 2021.
- H. Vu, F. Chin, W. K. Hon, H. Leung, K. Sadakane, K. W. K. Sung, and S.-M. Yiu. Reconstructing k-Reticulated Phylogenetic Network from a Set of Gene Trees. In *Bioinformatics Research and Applications*, pages 112–124. Springer Berlin Heidelberg, 2013. doi: 10.1007/978-3-642-38036-5_14.
- L. Wang, K. Zhang, and L. Zhang. Perfect Phylogenetic Networks with Recombination. *Journal of Computational Biology*, 8(1):69–78, Feb. 2001. doi: 10.1089/106652701300099119.
- D. Wen and L. Nakhleh. Coestimating Reticulate Phylogenies and Gene Trees from Multi-locus Sequence Data. *Systematic Biology*, 67(3):439–457, Oct. 2017. doi: 10.1093/sysbio/syx085.
- D. Wen, Y. Yu, J. Zhu, and L. Nakhleh. Inferring Phylogenetic Networks Using PhyloNet. *Systematic Biology*, 67:735–740, Jul 2018. doi: 10.1093/sysbio/syy015.
- S. J. Willson. Restrictions on Meaningful Phylogenetic Networks. *Contributed Talk at the EMBO Workshop on Current Challenges and Problems in Phylogenetics*, Isaac Newton Inst. for Math. Sciences, Cambridge, UK, Sept. 2007.
- S. J. Willson. Properties of Normal Phylogenetic Networks. *Bulletin of Mathematical Biology*, 72(2):340–358, Sept. 2009. doi: 10.1007/s11538-009-9449-z.
- S. J. Willson. Regular Networks Can be Uniquely Constructed from Their Trees. *IEEE/ACM Transactions on Computational Biology and Bioinformatics*, 8(3):785–796, May 2011. doi: 10.1109/tcbb.2010.69.
- S. J. Willson. Tree-average distances on certain phylogenetic networks have their weights uniquely determined. *Algorithms for Molecular Biology*, 7(1), May 2012. doi: 10.1186/1748-7188-7-13.
- S. J. Willson. Reconstruction of Certain Phylogenetic Networks from Their Tree-Average Distances. *Bulletin of Mathematical Biology*, 75(10):1840–1878, July 2013. doi: 10.1007/s11538-013-9872-z.
- J. Xu and C. Ané. Identifiability of local and global features of phylogenetic networks from average distances. *arXiv e-prints*, art. arXiv:2110.11814, Oct. 2021.
- Y. Yu and L. Nakhleh. A maximum pseudo-likelihood approach for phylogenetic networks. *BMC Genomics*, 16(S10), Oct. 2015. doi: 10.1186/1471-2164-16-s10-s10.

- Y. Yu, J. H. Degnan, and L. Nakhleh. The Probability of a Gene Tree Topology within a Phylogenetic Network with Applications to Hybridization Detection. *PLoS Genetics*, 8(4):e1002660, Apr. 2012. doi: 10.1371/journal.pgen.1002660.
- Y. Yu, R. M. Barnett, and L. Nakhleh. Parsimonious Inference of Hybridization in the Presence of Incomplete Lineage Sorting. *Systematic Biology*, 62(5):738–751, July 2013. doi: 10.1093/sysbio/syt037.
- Y. Yu, J. Dong, K. J. Liu, and L. Nakhleh. Maximum likelihood inference of reticulate evolutionary histories. *Proceedings of the National Academy of Sciences*, 111(46):16448–16453, Nov. 2014. doi: 10.1073/pnas.1407950111.
- C. Zhang, H. A. Ogilvie, A. J. Drummond, and T. Stadler. Bayesian Inference of Species Networks from Multilocus Sequence Data. *Molecular Biology and Evolution*, 35(2):504–517, Dec. 2017. doi: 10.1093/molbev/msx307.
- L. Zhang. On Tree-Based Phylogenetic Networks. *Journal of Computational Biology*, 23(7):553–565, Jul 2016. doi: 10.1089/cmb.2015.0228.
- L. Zhang. Clusters, Trees, and Phylogenetic Network Classes. In *Bioinformatics and Phylogenetics*, pages 277–315. Springer International Publishing, 2019. doi: 10.1007/978-3-030-10837-3_12.
- J. Zhu and L. Nakhleh. Inference of species phylogenies from bi-allelic markers using pseudo-likelihood. *Bioinformatics*, 34(13):i376–i385, June 2018. doi: 10.1093/bioinformatics/bty295.
- J. Zhu, X. Liu, H. A. Ogilvie, and L. K. Nakhleh. A divide-and-conquer method for scalable phylogenetic network inference from multilocus data. *Bioinformatics*, 35(14):i370–i378, July 2019. doi: 10.1093/bioinformatics/btz359.
- S. Zhu and J. H. Degnan. Displayed Trees Do Not Determine Distinguishability Under the Network Multispecies Coalescent. *Systematic Biology*, page syw097, Oct. 2016. doi: 10.1093/sysbio/syw097.

Index

- ancestor, 7
 - lowest stable, 7, 35
 - parent, 7
 - stable, 7
- attachment point, 8, 13
- Bayesian methods, 28
- branch lengths, 5
- cherry, 15
 - cherry reduction, 15
 - reticulated cherry, 15
- cluster, 7
- coalescent process, 26, 28, 32, 33
- descendant, 7
 - child, 7
- displayed network, 35
- displayed tree, 33, 34, 36
- edge subdivision, 8
- elementary vertex, 6, 8
- hybridization, 2, 7
 - hybrid speciation, 2, 14, 29
 - introgression, 2, 7, 14, 29
- hybridization cycle, 32
- identifiable, 32
 - generic, 32
- inheritance probability, 5, 14, 39
- lateral gene transfer, 2, 7, 14, 29
- leaf, 5
- likelihood, 27
 - pseudolikelihood, 28
- Markov model, 32, 33
- minimize deep coalescences (MDC), 27
- MUL-tree, 6, 18
- NELP property, 36
- parsimony, 27
- phylogenetic network, 5
 - μ -representation, 38
 - μ -vector, 38
 - k -reticulated, 19
 - binary, 5
 - cherry-picking, 15
 - FU-stable, 18
 - galled network, 17, 39
 - galled tree, 17, 19
 - genetically stable, 21
 - level- k , 17, 37
 - level-1, 17, 27, 29, 33, 34, 36
 - level-2, 34, 37
 - level-3, 37
 - LGT network, 14, 16, 37
 - nearly stable, 21
 - nearly tree-child, 21
 - nested, 19
 - k -nested, 19
 - normal, 10, 36
 - orchard, 15, 37, 38
 - recoverable, 35, 37
 - regular, 11
 - reticulation-visible, 11, 21
 - semi-binary, 38
 - semi-directed, 32–34
 - sink-visible, 11
 - species graphs, 15
 - spread- k , 20
 - stable-child, 21
 - stack-free, 12, 38
 - subnetwork, 35
 - binet, 37
 - quarnet, 37
 - reticulate-edge-deleted, 37
 - trinet, 37
 - temporal, 9
 - time-consistent, 9, 29, 39
 - tree-based, 13, 16
 - base tree, 13, 14

- support tree, 13
 - universal, 13
- tree-child, 9, 10, 13, 34, 37–39
- tree-child time-consistent, 10, 39
- tree-sibling, 11
- tree-sibling time-consistent, 11, 38
- valid, 22
- phylogenetic tree, 5
- recombination, 2, 7, 14
- reticulation arc, 5, 6
 - linking arc, 13
 - secondary arc, 14
 - shortcut, 7, 10
 - valid, 22
- reticulation cycle, 16, 17
- reticulation vertex, 5, 6
 - sibling reticulations, 13
 - sink, 11
 - stack reticulations, 12
- sibling, 7, 11
- tree arc, 5
 - principal arc, 14
- tree vertex, 5, 6, 9
 - split node, 19
- tree-path property, 10, 21
- ultrametric, 33, 39
- up-down-path, 38, 39
- vertex suppression, 8
- visible vertex, 7, 10, 11, 21