

Interpretable Directed Diversity: Leveraging Model Explanations for Iterative Crowd Ideation

Yunlong Wang

National University of Singapore, Singapore, yunlong.wang@nus.edu.sg

Priyadarshini Venkatesh

University College London, United Kingdom, zcitpve@ucl.ac.uk

Brian Y. Lim

National University of Singapore, Singapore, brianlim@comp.nus.edu.sg

Feedback in creativity support tools can help crowdworkers to improve their ideations. However, current feedback methods require human assessment from facilitators or peers. This is not scalable to large crowds. We propose Interpretable Directed Diversity to automatically predict ideation quality and diversity scores, and provide AI explanations — Attribution, Contrastive Attribution, and Counterfactual Suggestions — to feedback on why ideations were scored (low), and how to get higher scores. These explanations provide multi-faceted feedback as users iteratively improve their ideations. We conducted formative and controlled user studies to understand the usage and usefulness of explanations to improve ideation diversity and quality. Users appreciated that explanation feedback helped focus their efforts and provided directions for improvement. This resulted in explanations improving diversity compared to no feedback or feedback with predictions only. Hence, our approach opens opportunities for explainable AI towards scalable and rich feedback for iterative crowd ideation and creativity support tools.

CCS CONCEPTS • Human-centered computing • Collaborative and social computing • Collaborative and social computing theory, concepts and paradigms • Computer supported cooperative work

Additional Keywords and Phrases: Explainable AI, Explanations, Diversity, Collective Creativity, Crowdsourcing

ACM Reference Format:

First Author's Name, Initials, and Last Name, Second Author's Name, Initials, and Last Name, and Third Author's Name, Initials, and Last Name. 2018. The Title of the Paper: ACM Conference Proceedings Manuscript Submission Template: This is the subtitle of the paper, this document both explains and embodies the submission format for authors using Word. In Woodstock '18: ACM Symposium on Neural Gaze Detection, June 03–05, 2018, Woodstock, NY. ACM, New York, NY, USA, 10 pages. NOTE: This block will be automatically generated when manuscripts are processed after acceptance.

1 INTRODUCTION

Creativity support tools [35,76] harness the power of human creativity through large-scale crowdsourcing for tasks, such as text editing [11,24,75], iterating designs [31], information synthesis [57], action planning of health behavior change [3,42], and motivational messaging [4,26,48,86]. Among the proposed techniques of supporting creativity, providing timely and proper feedback is a promising method to boost crowd ideation creativity [12,30,33,64,67,92]. Many feedback methods require human assessment from facilitators or peers, but this limits their ability to scale to large crowds. Employing non-expert crowdworkers can scale more than with experts [33], but costs can escalate and they cannot provide feedback in real-time. Machine learning can be used to automatically provide feedback by predicting ideation quality and showing example ideations with high quality [68]. However, besides ideation quality, it is also important to increase the diversity and reduce redundancy in submitted ideations [14,46,73,78]. Prior

collaborative creativity support methods to avoid redundancy include iterative or adaptive task workflows [93], constructing a taxonomy of the idea space [43], visualizing a concept map of peer ideas [78], and directing towards diverse prompts based on language model embedding distances [26]. Current methods to drive diversity provide information from a prior or peer set of ideations, and are not specific to each worker’s ideation. This limits the relevance of feedback [91]. Therefore, it is important to provide contextualized feedback tailored to the worker’s ideation. In this work, we support both criteria of higher quality and diversity for crowd ideation, specifically targeting the use case of writing motivational messages to promote physical activity.

Although AI can predict scores on ideations, this single result has limited usefulness. Consider receiving feedback in school. To promote learning and improvement, students not only receive graded assignments, but additional feedback to indicate problems in their work, tips or examples for improvement, and opportunities for revision. In the Hattie and Timperley feedback model, these correspond to a score (Feed Up), critical feedback (Feed Back), useful tips or examples (Feed Forward) [41]. For ideation writing, we provide each as feedback correspondingly using explainable AI (XAI) with 1) predicted scores, 2) attribution explanation (highlights) of problematic terms, 3) contrastive attributions to provide feedback between revisions, 4) counterfactual suggestions to provide tips for how to replace problematic terms. We provide feedback across multiple iterations to let workers revise their ideations. Unlike most uses of XAI to improve user understanding and trust of AI [9,51,82,89], we focus on improving human task performance with human-XAI collaboration [87]. Furthermore, due to the limited use of AI in crowd ideation, the design and effectiveness of XAI for such tasks is an open question.

We conducted formative and summative user studies to evaluate the usage and usefulness of Interpretable Directed Diversity, specifically, to answer research questions: RQ1) How will Quality and Diversity scores increase ideation quality and diversity compared to no feedback? RQ2) How will Attributions, Contrastive Attributions, and Counterfactual Suggestions explanation improve ideation quality and diversity compared to non-explainable or no feedback? RQ3) How will combinations of explanation types interact to affect ideation quality and diversity?

Our contributions are:

1. We present Interpretable Directed Diversity, an explainable AI approach to automatically predict the quality and diversity of ideations and generate multi-faceted explanatory feedback. This enables scalable, and real-time, and contextualized feedback to improve collective creativity.
2. We designed and implemented three explanation types (Attributions, Contrastive Attributions, and Counterfactual Suggestions) for two criteria (quality and diversity). We describe the algorithmic approach and user interface apparatus.
3. We characterized and evaluated the usage and usefulness of the explanations for creative ideation in a think aloud user study and controlled user studies with ideators and validators.
4. We discuss the generalization of our explainable feedback approach to other domains and explanations.

2 RELATED WORK

2.1 Creative Ideation and Feedback

Creative ideation involves complex cognitive processes [5,15,16,88]. *Memory-based explanation models* describe how people retrieve information relevant to a cue (prompt) from long-term memory and process it generate ideas [2,29,55,61,62]. *Ideation-based models* [60] explain how individuals can generate many ideas through complex thinking processes, including analogical reasoning [40,44,58], problem constraining [79], and vertical or lateral

thinking [39]. While users may ideate creatively, their initial ideation can be improved with proper feedback [30–32]. The efficacy of providing feedback has been much studied in the domains of education [41] and management [70] to improve learning and decision making. Hattie and Timperley [41] argued that effective feedback should answer three questions: *where am I going*, *how am I going*, and *where to next*. Applying goal-setting theory by showing summary feedback [52,53], Carson and Carson [19] improved individual creativity by manually reviewing ideations and providing feedback on the quantity and creativity of distinct ideas. However, providing feedback often requires intervention from human experts, and this limits their scalability and rapid iteration. In this work, we propose an automated approach for creativity support tools to provide feedback for creative ideation.

While individual creativity is important, society often values the novelty of an ideation more. Boden refers to these as P-creativity and H-creativity, respectively [15]. “An idea is P-creative if it is creative with respect to the mind of the person concerned, even if others have had that idea already. An idea is H-creative if it is P-creative and no other person has had the idea before. H-creativity is more glamorous, but P-creativity is more fundamental” [15]. In crowd ideation, we seek to avoid the wastefulness of redundant ideas, thus we value H-creativity more. Being H-creative requires the ideator to study prior work to be aware of ideas not to replicate. In this work, we support collective H-creativity by providing automatic prompts and feedback to guide ideators away from prior ideations.

2.2 Feedback in Creativity Support Tools

Creativity Support Tools have been widely studied in HCI to enable crowdworkers to ideate more effectively and at scale [35,36]. Effective methods to support crowd ideation include sharing peers’ ideas [78], relevant concepts [8], and expert guidance [91], contextual framing [65], constructing ideation taxonomies [43], providing diverse prompts [26], and feedback ratings [68]. We categorize these approaches as manual feedback from people and automated feedback from intelligent systems. Methods using manual feedback investigated who should provide the feedback [30,66], and how to coordinate ideators to provide effective feedback [33,67]. Using Voyant [33], poster designers had access to a non-expert crowd to receive structural feedback on their designs. Likewise, CrowdUI [67] enables web designers to elicit visual feedback from the website’s community of users. While these methods are adaptable to various domains, they require much human labor to prepare feedback and are difficult to scale.

In contrast, recent works have developed automatic systems to generate feedback for ideating mind mapping [8], story writing [24], metaphor creation [38], and writing supportive comments for online mental health community [68]. The feedback provided in most of these works were limited to independent examples from peers or machine-suggested words/sentences, but not contextual to the written ideations. MepsBot [68] predicted scores for informational and emotional support, which is specific to the submitted ideations. However, the justification for such scores is unclear to users, hence we provide AI explanations in this work for more actionable feedback.

Furthermore, many of the prior works focus on individual creativity, so many ideations from multiple ideators may be redundant. Directed Diversity [26] addressed this problem of redundancy by automatically selecting diverse prompts for ideation, but did not provide feedback after ideation. In this work, we address the difficult problem of providing contextual feedback for collective ideation, where each ideator cannot see all prior messages. We achieve this by providing model explanations towards a higher automatically calculated diversity score.

2.3 Explanations in Intelligent Systems

Explainable AI (XAI) techniques have drawn much attention as intelligent systems become increasingly complex and are required to be more transparent and accountable [1,87]. Prior research has shown that XAI could increase

user trust and understanding of AI systems [9,89], and explored how to design proper XAI to improve human-AI collaboration, e.g., for computer-aided translation [25], playing Chess [27], and music creation [54]. Although many studies have sought to find out which explanation type is optimal in specific tasks [51,82], some studies found that providing a variety is important to provide stronger benefits [6] or support various usage strategies [49,50]. While prior studies have found that XAI can improve system transparency, fairness, and user acceptance, we explore how XAI can improve user creativity. We employed multiple explanations to stimulate creativity.

3 TECHNICAL APPROACH

We aim to direct ideators towards improved ideations by providing automatic feedback and explanations. For each prompted ideation, ideators can learn from the feedback to iteratively improve their ideations. Figure 1 shows the iterative and cyclic process of Interpretable Directed Diversity. It involves two high-level phases to prepare and provide prompts (Steps I, II, III), and analyze the ideation and provide feedback iteratively (Steps 1, 2a, 2b). Phase 1 follows the same steps as in Directed Diversity [26] and involves I) curating prior ideations, II) generating prompts that are diverse and non-redundant with prior ideations, and III) sending these prompts to ideators. Phase 2 is the main focus of this paper, extends Directed Diversity [26] and involves, for each ideation, 1) analyzing the written ideation, 2) showing feedback based on a) prediction scores and b) explanations; the analysis and feedback are repeated as the ideator iteratively revises each ideation. The technical contribution of this work is the predictive and explanatory feedback *after* the prompt generation of Directed Diversity [26].

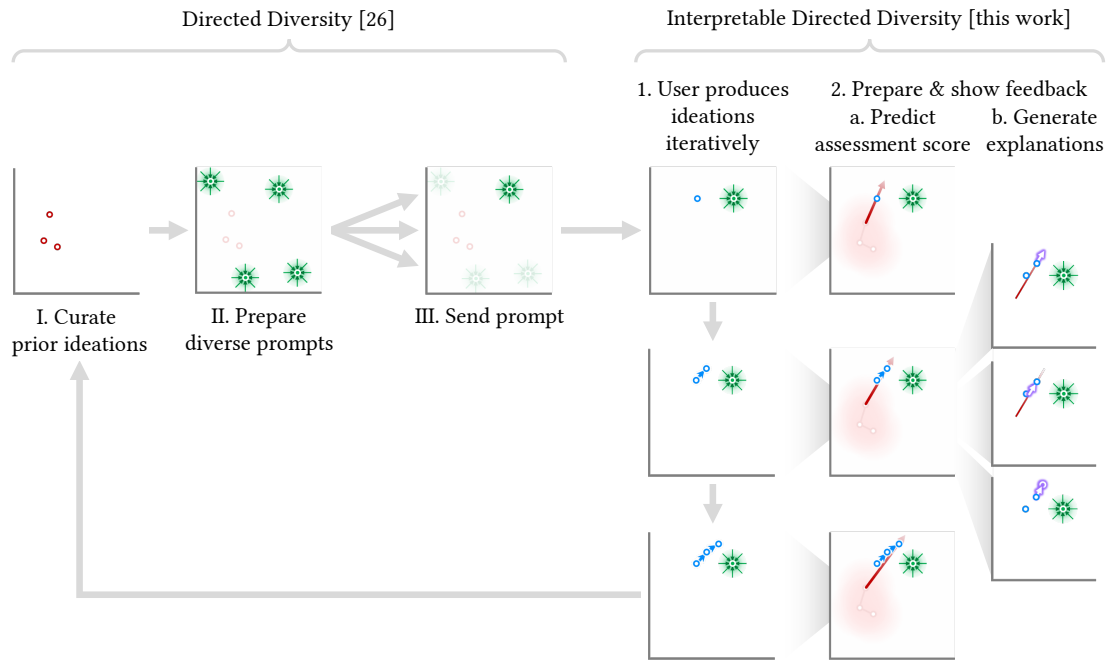


Figure 1: Overall technical pipeline to curate collected ideations, prepare diversely selected prompts, send the prompts, and provide feedback (as scores and three explanation types) for iterative ideation. Dots represent prompts (green) and ideations (red for prior, blue for iterations of new ideation) as points in a 2D vector space of ideas. A prompt will attract ideations towards it, though influence will depend on prior iterations and explanation type.

3.1 Feedback Score from Prediction Models

The base feedback provides assessment scores of the ideation. Currently, we predict two scores using a machine learning model and a heuristic model. The primary goal for ideation is typically to ensure high-quality ideas, hence, we predict a quality score s_q . However, to mitigate redundancy in crowd ideation [26], a secondary goal is to increase diversity, which we predict with a diversity score s_d . Hence, we integrate both scores in our modelling.

3.1.1 Quality Score Prediction

We predicted quality using a machine learning model, since it is rated by people. We trained the prediction model based on data collected by Cox et al. [26]. The training dataset consists of 815 ideation messages $x \in X$ written by 250 ideators and rated by 150 validators on quality (motivating). Ideators wrote messages to encourage physical activity and were shown various prompts (None, Random, Directed Diversity). Each message was rated by $M=4.6$ validators on a 7-point Likert scale (−3 very demotivating to +3 very motivating). We model the prediction problem as a binary classification instead of regression on 7 intervals to simplify it, because subjective ratings are noisy and suffer from individual variance. Furthermore, we binarized the rating of each message to whether it was highly motivating (above Median = 1.17) to create a balanced dataset (equal number of positive and negative classes). While this approach includes borderline ratings that may train an inaccurate decision boundary, it benefits from training with a larger dataset. Similar to [26], we compute the universal sentence encoder (USE) [20] embedding z for each ideation to represent its idea as a vector. Using this embedding and normalized message length as input features, we trained a two-layer fully-connected neural network with sigmoid activation in the final layer to predict quality. The model was accurate with ROC AUC = 0.717 from a 5-fold cross-validation. We determine the quality score s_q as the confidence of the prediction (0-100%). Note that this numeric score represents the probability of the message being highly motivating, rather than the estimated rating of a validator in [26] which may be noisy.

3.1.2 Diversity Score Calculation

While [26] had also collected validator ratings on perceived diversity, those measures relate to pairs or groups of messages rather than individual ones. We require a single diversity label for each message to provide direct feedback during ideation, hence we use a heuristic calculation. We determined the diversity score s_d by adding the new ideation x to the prior ideations X , and calculating the increase in the Ideation Dispersion (MST Sum of Edge Weights) metric as defined in [26] from the prior collection to the new collection with the new ideation. For evaluation (later section), we initialized with 50 prior ideations from messages collected by Cox et al. [26].

3.2 Feedback Explanations from Explainable AI (XAI)

Inspired by Miller [59], we propose three types of actionable explanations to increase ideation quality and diversity — attribution, contrastive attribution, and counterfactual suggestions. These provide multi-faceted feedback for ideators to understand issues and opportunities in ideating better. Our explanation techniques are agnostic to the prediction models and can generalize to multiple scores. For brevity, we combine the notation for the quality and diversity scores, as a vector $s = (s_q, s_d)^T$. Next, we describe each explanation type in detail.

3.2.1 Attributions Explanation

Attribution explanations answer the question “Why P”. They indicate which feature is influential in a prediction. For ideating messages, we treat each word as a feature. Each attribution may support (positive value) or undermine

(negative) the prediction. The larger the magnitude, the stronger the influence. Since the goal is to increase the score, the explanation should explain which features most hinder a higher score, and ideators should focus on words with the most negative attribution. There are several methods for calculating feature attributions, such as calculating their gradients [81] backpropagated relevance [13], Shapley values [56], or approximating their linear slopes [71]. However, these methods are computationally expensive, since they involve iterating through many parameters, features, or neighboring instances. This is infeasible for our application, since we need fast calculations for live feedback and cannot pre-compute explanations. Instead, we use a simpler sensitivity analysis based on ablation [72,83]. Our approach to calculating attributions are as follows:

1. Define the ideation message as \mathbf{x} with the r th word as x_r
2. Ablate (remove) the r th feature x_r from the dataset
3. Calculate the score of the new simulated ideation $s(\mathbf{x} \setminus \{x_r\})$
4. Calculate the feature attribution w_r as the decrease in the predicted score s , i.e., $w_r = -(s(\mathbf{x}) - s(\mathbf{x} \setminus \{x_r\}))$.
5. Shift all attributions to be negative to emphasize the features most important to change as the most negative (largest magnitude), i.e., $w_r \rightarrow w_r - \min_{\rho \in R} (w_\rho)$. This makes the attributions more actionable, to not be about what makes the score good, but what could make the score better.

Figure 2a illustrates this algorithm. This approach can be applied to the Diversity and Quality scores, since it is agnostic to how the score is calculated (can be machine learning or heuristic). See the red highlights (negative attributions) of the feedback user interface in Figure 8 for an example of attributions explanation.

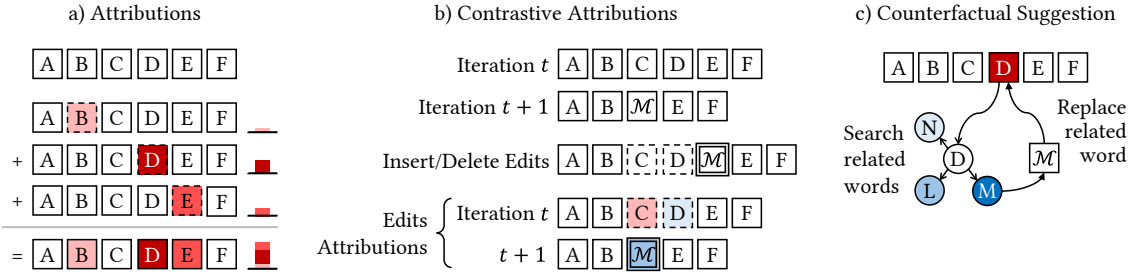


Figure 2: Conceptual approach for each explanation type. Each square represents a word, each letter a different word. A word can be existing (solid line), inserted (double-line), or deleted (dotted). Colors indicate attribution: red = word that should be changed to increase score, blue = good word that increased or could increase the score, darker color = higher magnitude of score. a) For an ideation (top row), the attribution towards a word is based on the decrease in score (right stacked bar chart) when it is deleted from the ideation (e.g., B, D, E). Their cumulative sum is the Attributions explanation. b) Contrastive attributions compare an ideation iteration $t + 1$ (second row) with its previous iteration t (first row). C and D have been deleted, while \mathcal{M} has been inserted. Attributions calculated for these edits show that deleting D and adding \mathcal{M} were beneficial, while deleting C was detrimental. c) Counterfactual Suggestions involve searching for related words from a knowledge graph (lower left) and calculating their Attribution towards increasing the scoring. Using the suggested word M as inspiration, the ideator may replace D with \mathcal{M} .

3.2.2 Contrastive Attributions Explanation

Contrastive explanations answer the question “Why P and not Q”. The contrastive attribution explanation extends the attribution explanation to focus on specific differences between two classification labels, and we extend their use to contrast between two iterations, $\mathbf{x}^{(t_1)}$ and $\mathbf{x}^{(t_2)}$, of an ideation. This identifies the edit differences in word attributions between them, which are either insertions or deletions. For simplicity, we do not distinguish word order. We generate contrastive explanations for ideation iteration with these steps:

1. For each inserted word $x_{r \in R_{\text{ins}}}$, calculate attribution as $w_{r \in R_{\text{ins}}}^{(t_2)} = (s(\mathbf{x}^{(t_2)}) - s(\mathbf{x}^{(t_2)} \setminus \{x_{r \in R_{\text{ins}}}\}))$
2. For each deleted word $x_{r \in R_{\text{des}}}$, calculate attribution in reverse, i.e., add the word to the later iteration $\mathbf{x}^{(t_2)}$ and compute the decrease in score, as $w_{r \in R_{\text{des}}}^{(t_2)} = -(s(\mathbf{x}^{(t_2)}) - s(\mathbf{x}^{(t_2)} \cup \{x_{r \in R_{\text{des}}}\}))$
3. Calculate the change in scores, i.e., $\Delta s = s(\mathbf{x}^{(t_2)}) - s(\mathbf{x}^{(t_1)})$.
4. Calibrate the total attributions to match the total change in scores, i.e.,
 1. Min-max normalize all attributions to between 0 and 1
 2. Shift the attributions such that $\sum_{r \in \{R_{\text{ins}} \cup R_{\text{des}}\}} w_r^{(t_2)} = \Delta s$.

Figure 2b illustrates this algorithm. See the red (negative attributions) and blue (positive) highlights of the feedback user interface in Figure 7 for an example of contrastive attributions explanation.

3.2.3 Counterfactual Suggestions Explanation

Counterfactual explanations answer “How to change to get Q instead of P” to inform about how an instance should change to achieve a different outcome. For ideation, this would involve determining how an ideation could be edited to increase its score. We propose counterfactual suggestions to substitute existing words with alternatives searched using the ConceptNet¹ knowledge graph (v5.8 [80]) based on various semantic relationships. This will reduce the cognitive load, mitigate the ideator’s lack of experience with recalling related terms, and stimulate more ideas [8]. In an ideation message \mathbf{x} , for each important feature word x_r with negative attribution,

1. Search for related words x_{ρ_r} using the knowledge graph
 1. Exclude feature words x_r that return too few (<10) related words
 2. Exclude less actionable relations²
2. For each related word x_{ρ_r} ,
 1. Substitute feature word x_r with the related word x_{ρ_r} into the ideation message \mathbf{x}
 2. Filter word for relevance
 1. Compute the USE [20] embedding vector \mathbf{z}_r for the word x_{ρ_r} .
 2. Calculate its average pairwise distance \bar{d}_{ρ_r} with respect to existing ideations.
 3. Exclude the word if it is too out-of-scope, like in [26], i.e., $\bar{d}_{\rho_r} > \delta$, where δ is a threshold.
 3. Calculate attribution w_{ρ_r} due to deleting x_r and inserting x_{ρ_r} , i.e., $w_{\rho_r} = -(s(\mathbf{x}) - s(\mathbf{x} \cup \{x_r\} \setminus \{x_{\rho_r}\}))$
 4. Include the related word if its attribution is large enough, i.e., $w_{\rho_r} > \omega$.

Figure 2c illustrates this algorithm. Counterfactual suggestions can be made for all key words (not stop words), but we limit to words with negative attribution. The current approach cannot replace phrases or whole sentences.

3.2.4 Summary and Hypothesized Effects of Explanations

We have proposed three explanations and enhanced them to be actionable for improving ideation scores. Specifically, we a) shifted Attribution explanations to frame influence by which words should best be considered to improve the ideation; b) framed Contrastive Attributions by what changes were successful or detrimental; and c) streamlined Counterfactual Suggestions to recommend non-distant words that are estimated to improve scores.

These explanations aim to direct ideators towards higher scores, but each type will have slight differences in direction (Figure 3). The Attributions explanation (Figure 3a) points in the direction of increasing score, but may

¹ E.g., request URL <https://api.conceptnet.io/c/en/exercise> and retrieve JSON data about words related to “exercise” and their relations.

² Excluded: *Synonym, Antonym, DerivedFrom, SymbolOf, DefinedAs, MannerOf, EtymologicallyRelatedTo, EtymologicallyDerivedFrom, ExternalURL*. Included: *RelatedTo, FormOf, IsA, PartOf, HasA, UsedFor, CapableOf, Causes, HasProperty, MotivatedByGoal, HasContext, LocatedNear*.

be prone to some error due to the approximations in the ablation technique (e.g., not calculating Shapley values [56]). The Contrastive Attributions explanation (Figure 3b) describes how the difference between two iterations works towards or away from increasing score; this is equivalent to resolving the blue arrow vector along the red/yellow line vector. It is also subject to approximation errors like Attributions. The Counterfactual Suggestion explanation (Figure 3c) directs the ideator towards a hypothetical ideation with the substituted word(s). This may not be efficient in the direction of increasing score. Finally, note that all three explanation types do not necessarily direct the ideation straight towards the original prompt, but this can also provide opportunities for diversification.

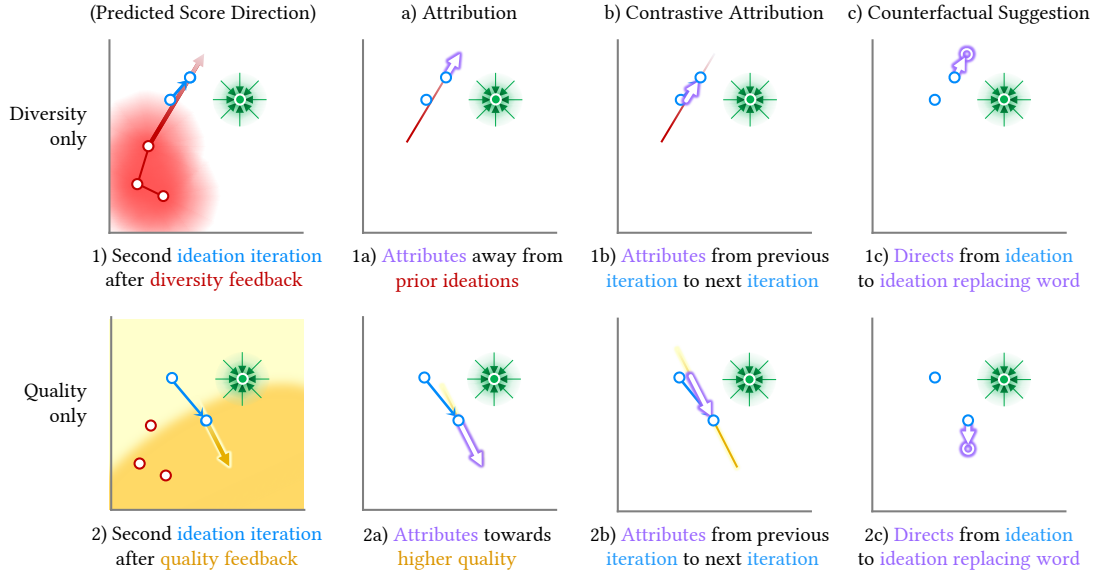


Figure 3: Conceptual effect of providing different types of explanations for ideation feedback with the intent to increase the score for diversity (top row) or quality (bottom row) separately. Dots represent prompts (green) and ideations (red for prior, blue for iterations of new ideation) as points in a 2D vector space of ideas. 1) The darker red regions indicate locations in the vector space that are dense with prior ideations that new ideations should avoid increasing diversity. 2) The yellow areas indicate a nonlinear decision surface with the change in color representing a sharp decision boundary. 1 & 2) Purple arrows indicate the directional influence of the feedback. a) Attribution explanations direct ideation towards a higher score. b) Contrastive attribution explanations convey the difference between iterations along the direction of a higher score. c) Counterfactual suggestion explanations direct towards an alternative, similar ideation with a higher score.

4 SYSTEM USER INTERACTION AND FEEDBACK INTERFACES

We describe the implementation of the explanation types in various feedback interfaces, and how to use them.

4.1 Ideation Task and Prompt Interface

The ideator’s task is to write motivational messages to encourage exercise and physical activity. For each ideation activity, she is prompted with a phrase and asked to write a message inspired by the phrase (Figure 4). She does not need to use the words or concepts if she finds them too irrelevant or awkward. After the first iteration, the participant is shown feedback and asked to revise the ideation, up to two times. For each revision iteration, she is reminded of the fixed original prompt and shown feedback based on her writing.

Write a message to **motivate** someone to exercise.
Messages should be **concise** and **one to three sentences long**.

Please use the phrase below for inspiration:
Phrase: *“did not regularly exercise”*

Physical activity is good for health. Let's go for some exercise.

*Please double-check that your message is as **motivational** as you can write for these phrases, and do not force the use of phrases if it would not produce a **motivating and grammatically correct** message.*

Figure 4: Example prompt shown to the participant before iterating with feedback.

4.2 Feedback Features and Interfaces

Feedback can contain different explanations. We experimented with various combinations. As shown in Table 1, we investigated 6 variants of the Feedback Interface that had different combinations of whether to show explanations and which type (Feedback Features). Note that since all XAI-based feedback explains the Score, they cannot omit showing it. Furthermore, since attribution is foundational to contrastive attribution and selecting words for counterfactual suggestions, all XAI-based feedback interfaces include Attribution explanations.

Table 1: Feedback Conditions in our user studies. We investigated 6 variants of the Feedback Interface (columns), formed from combinations of four Feedback Features (rows). Feedback Interface is the main independent variable in our experiments.

		Feedback Interface (main Independent Variable)					
Feedback Feature		N	S	SA	SAX	SAC	SAXC
XAI type	Score Prediction (S)		✓	✓	✓	✓	✓
	Attributions (A)			✓	✓	✓	✓
	Contrastive Attributions (X)				✓		✓
	Counterfactual Suggestions (C)					✓	✓

The first baseline interface with **no feedback** (Feedback Condition = N, Figure 5, left two columns only) only shows the previous message(s) that the ideator wrote in separate rows in a table. The ideator is only asked to write the next iteration without any other information. The second baseline interface (S), shows basic feedback as **Scores** on the right columns of the feedback table (Figure 5). Ideators can see two scores for motivating-ness (quality) and diversity increase. The quality score shows confidence % of the model when predicting high quality. The diversity score was normalized with 100% for the maximum possible angular distance (π on the unit hypersphere).

Attempt	Message	Diversity <input checked="" type="radio"/>	Quality <input type="radio"/>
1	Physical activity is good for health. Let's go for some exercise.	42%	51%
2	Physical activity is good for health. Let's walk more instead of always sitting there.	54%	46%
3	Physical activity is good for health. Let's walk more and reduce sitting time.	55%	51%

Figure 5: Example user interface with Score feedback (S) showing Diversity and Quality scores for each iteration.

We next describe the XAI-based Feedback Features, used in the interpretable feedback interfaces. Note that we describe them as revised after findings from participants in the formative study (described later). **Attribution explanations** (see Figure 6) are presented as red highlights to indicate key words that ideators should consider changing to improve the ideation scores; these words have negative attributions. Darker reds indicate more negative attributions. These exclude stop words (e.g., “the”, “to”). To limit information overload, only three words are highlighted. Since the quality and diversity objectives are not necessarily aligned (Figure 3), the highlights are specific to each score only one at a time. Ideators view explanations for each score by selecting its radio button (in table heading). When the ideator hovers her mouse over a highlighted word, a popup will show its attribution sub-score value. Feedback Interface variants SA, SAX, SAC, and SAXC include Attribution explanations.

Attempt		Message	Diverse <input checked="" type="radio"/>	Motivating <input type="radio"/>
1	Highlight <input checked="" type="checkbox"/>	Physical activity is good for health. Let's go for some exercise.	37%	47%
2	Highlight <input checked="" type="checkbox"/>	Physical activity is good for health. Let's walk more instead of always sitting there.	54%	41%
3	Highlight <input checked="" type="checkbox"/>	Physical activity is good for health. Let's walk more and reduce sitting time.	53%	46%

Importance: 4%

Figure 6: Example feedback with Score and Attribution (SA) showing which words are most attribute for the selected score (Diversity, in this case). Darker red indicates higher importance. Hovering over a highlighted word shows the attribution sub-score.

Contrastive Attribution explanations (see Figure 7) are similar to Attribution explanations, but only differences in words between two iterations are highlighted. The last iteration can be compared against any earlier iteration. Deletions are highlighted in the earlier iteration, while insertions are highlighted in the last iteration. Red highlights have the same meaning as for Attribution explanations, while blue highlights indicate beneficial edits (positive attribution) which can be used to verify successful edits. Darker blues indicate stronger improvements. Currently, only iterations of the same ideation are compared, though future work could compare different ideations. Feedback Interface variants SAX and SAXC include Contrastive Attribution explanations.

Attempt	Compare	Message	Diverse <input checked="" type="radio"/>	Motivating <input type="radio"/>
1	this	Physical activity is good for health. Let's go for some exercise.	Reference (37%)	Reference (47%)
2		Physical activity is good for health. Let's walk more instead of always sitting there.		
3	to that	Physical activity is good for health. Let's walk more and reduce sitting time.	+16%	-1%

Attribution to the score change: -3%

Figure 7: Example feedback with Scores, Attribution and Contrastive Attribution explanations (SAX), comparing Attempts 1 and 3. Underlined words were inserted in Attempt 3 compared to 1, and struck-out words were deleted from Attempt 1 to 3. Inserting words “walk”, “sitting” and “time”, and deleting “exercise” increased Diversity score, but inserting “reduce” decreased the score.

Counterfactual Suggestion explanations suggest alternative words or concepts to replace a problematic word (negative attribution), as shown in Figure 8. Hovering on a red highlighted word shows a popup with its attribution to the score (same as for attribution and contrastive explanations), and lists related words that could be used for

substitution. The potential change in both scores is calculated for each related word. Ideators can decide whether to improve quality or diversity, decide their relevance, and integrate that word or something else. Ideators are reminded that they can propose their own terms instead of what was suggested. To limit confusion and increase utility, only words which a) had an increase in either score and b) were not too irrelevant (i.e., not distant from “physical activity”) were included. Feedback Interface variants SAC and SAXC include Counterfactual Suggestions.

Attempt	Default	Message	Diverse <input checked="" type="radio"/>	Motivating <input type="radio"/>
1	Highlight	<input checked="" type="checkbox"/> Physical activity is good for health. Let's go for some exercise.	37%	47%
2	Highlight	<input checked="" type="checkbox"/> Physical activity is good for health. Let's walk more instead of always sitting there.	54%	41%
3	Highlight	<input checked="" type="checkbox"/> Physical activity is good for health. Let's walk more and reduce sitting time.	53%	46%

Importance: 4%

Related words:

Related To dreamlining 0%D +2%M

Is A musical time +1%D +1%M

Has Prerequisite playing game 0%D +1%M

The darker blue means the higher priority, while darker red the lower priority.

Figure 8: Example feedback with Scores, Attribution, Contrastive Attribution, and Counterfactual Suggestion explanations (SAX). SAX features described in Figure 4 and Figure 5. Hovering a highlighted word will show a pop-up with attribution importance, and suggested replacement words. Potential score increases indicated with blue highlights; darker blue for higher increase. This suggests changing “time” to “musical time” to increase diversity by +1%, but to “dreamlining” to increase quality by +2%.

4.3 System Implementation and Initialization

The system was deployed on Amazon Mechanical Turk as an External HIT to our survey implemented in Qualtrics, which embeds another external webpage for the ideation feedback user interface, hosted from a web server with Intel Xeon CPU E5-2640 v4 @ 2.40Ghz x 40, 128GB RAM, and Tesla P100 GPU. We used the GPU for calculating the USE embeddings for prompt phrases, ideations, and words; this is used for the diversity score prediction, each attribution calculation, and each counterfactual word. Each calculation of the score prediction and explanations took 3-4 seconds for messages with 20-40 words, which pilot participants found as an acceptable wait time.

To prompt ideators, we randomly chose 50 phrases from the corpus of [26], which we randomly sampled without replacement for each participant. Each ideator will not see repeated prompts. The collection of prior ideations was initialized with 50 ideations from [26] randomly chosen from their None condition. For ecological (external) validity, we dynamically updated the collection of prior ideations after each ideator submits an ideation. This captures the growth of diversity in the collection as more ideations are submitted. We do this separately for each Feedback Interface variant to keep them independent, i.e., ideations from ideators in each UI condition are only added to the collection of prior ideations for that condition so as not to “contaminate” other collections.

5 EVALUATION

We evaluate the usage and usefulness of the explanation-based feedback with a formative user study and larger-scale, summative controlled studies for ideation and validation. We answer these research questions:

RQ1: How will Quality and Diversity scores increase ideation quality and diversity compared to no feedback?

RQ2: How will Attributions, Contrastive Attributions, and Counterfactual Suggestions explanation improve ideation quality and diversity compared to non-explainable or no feedback?

RQ3: How will combinations of explanation types interact to affect ideation quality and diversity?

To answer these research questions, we conducted four user studies:

1. Formative Ideation Study to qualitatively investigate how the Score and explanation Feedback Interfaces are used for ideation, and identify usability issues to remedy.
2. Summative Ideation Study to quantitatively evaluate the usefulness of Feedback Interfaces for ideation.
3. Ideation Quality Validation Study to measure the perceived quality of ideations across Feature Interfaces.
4. Ideation Diversity Validation Study to measure the perceived dissimilarity between pairs of ideations from each Feature Interface. We separated the validation studies for quality and diversity to avoid the confound that participants rate similarity differently based on ideation quality.

5.1 Formative Ideation User Study

We conducted a formative user study to 1) investigate how users interpreted various explanation features, 2) how that influenced their ideation, and 3) identify usability or interpretability issues in our initial design. We then refined our user interfaces for the subsequent summative user study (described later).

5.1.1 Method and Procedure

We recruited 15 participants from a university mailing list. They were 6 male, 9 female, with ages between 21-33 years old, and all were students with native or fluent English language proficiency. The experiment took 40-50 minutes and participants were compensated \$10 SGD (\$7.43 USD). We employed a within-subjects design with Latin square arrangement to mitigate order effects. We conducted the study online via a Zoom audio call with screen capture recording, which the participant consents to. Participants went through a tutorial and could clarify instructions with an experimenter. After a tutorial with an experimenter, participants performed one ideation session for each of all 6 variants of the Feedback Interface listed in Table 1. For each ideation session, the participant is prompted with a different phrase to ideate a motivational message for physical activity. After submitting the attempt, she sees the feedback, and revises her message; this happens for two revisions. Thus, the experiment is within-subjects with 6 Conditions \times 1 Ideation \times 3 Iterations. Using the think aloud protocol, participants were encouraged to speak their thoughts as they read the prompt, feedback, and thought about what to write. We also asked them about their experience with feedback and comments for improvement. We describe our findings next.

5.1.2 Qualitative Findings

We transcribed the interviews and performed a thematic analysis of user behavior and utterances. We organized our findings by our three objectives: feedback interpretations, ideation approach, and interpretability issues.

Feedback interpretations. Typical feedback usage involved: 1) noting the prediction scores; 2) examining which words were highlighted in red to “*know which words to focus on*” [P13]; 3) looking up related words with the counterfactual suggestion popup, and considering which would lead to the highest score increases for both diversity and quality. After the second iteration, participants would also use the compare mode to check which words were detrimental or useful. In summary, the order of exploration was attributions \rightarrow counterfactual suggestions \rightarrow contrastive attributions. However, participants had some difficulties when making sense of the feedback. Some participants tried to self-explain the quality (motivating) score, since this concept is more commonplace, but had to

depend on the feedback regarding the diversity score, since “without the scores I wouldn’t be able to tell whether my sentence is diverse” [P12] and “with the related words I know whether or not there will be an increase” [P13].

Some participants struggled to deeply understand why their ideation scored poorly on quality, especially when not receiving explanations. For example, P14 found that “the scores seem a little arbitrary”; P10 felt that it “doesn’t show why it is motivating”; and P3 wondered why ‘exercise’ was highlighted³, since “[exercise] is the main word, not like I could really change anything about it”. Currently, our approach highlights culpable words, but this suggests the need for semantic explanations. Participants were also confused when their scores decreased despite following the explanations. P12 “tried to change the word with a suggestion but wasn’t sure why the score decreased”. After being suggested the word ‘desirable’ to replace ‘wanted’ with a projected +5% to quality the score, P13 wrote ‘desired’ and was confused to get a 2% score decrease instead. Clearly, the high dimensionality of language modeling leads to a large potential of such errors, harming user experience. Nevertheless, in our later study, we found that the feedback is useful for multiple users. Finally, while our feedback was automated from a corpus and language model, P10 wanted suggestions to “try including [words] based on other people’s answers” to rely on social proof [23].

Ideation approach. Participants ideated differently based on feedback type. Without explanations, participants mostly depended on trial-and-error, though with some direction. P13 felt that writing more specifically, concretely, or with simpler words could lead to higher diversity scores; for example, she revised the term ‘physical activity’ to ‘pull up’ to be more diverse “because you’re taking a specific activity rather than a general term”. Writing more specific terms is consistent with goal setting theory [52,53] and distinct words have different embedding placements in our vector space. Participants could be more focused with highlighted words as they “gave me something to work off” [P14]. Next, we describe some interesting breakdowns and user mitigations.

Some participants struggled with the potentially divergent nature of the quality and diversity criteria. Some (P6, P10) focused on improving quality (motivating) since it was more intuitive. Others (P1, P4) focused on improving diversity, since that score increased more at each iteration. Hence, to prioritize either criteria, each score could be rescaled to nudge users accordingly. Due to the breadth of concepts in ConceptNet, participants found that the suggested words were sometimes seemingly irrelevant, yet some could be tangentially inspired. On being suggested the terms ‘skate’ and ‘release energy’ to replace ‘exercise’, P11 substituted with ‘swimming’, perhaps because of finding another activity that is more energetic than skating and remembering terms starting with ‘s.’ Some participants were too adherent to the suggestions to the extent of losing task relevance. On receiving the term ‘arsenic trichloride’ (with potential +1% for Diversity and +4% for Motivating) to replace her word ‘organic’, P11 used the chemical term in her ideation and rewrote “... by augmenting physical activities with **organic** supplements” to “... by augmenting physical activities with arsenic trichloride vitamins”, which is nonsensical and truly extremely hazardous⁴. Furthermore, while the feedback is helpful to improve scores, we found that some participants drifted away from the prompt phrase. Starting with the phrase ‘right to take care’ and writing ‘You are **responsible** for taking **care** of your own health’, P8 fixated on improving the lower scoring word ‘responsible’, and ended up writing “You are in control of your own health”, which inadvertently dropped the word ‘care’; thus, she neglected her original prompt, though this did slightly improve her calculated diversity (55% to 56%). Finally, we found that our focus on word-based feedback could limit some ideation styles. When ideating without feedback, some participants tended to write with a collective tone, e.g., “Let’s go and exercise” [P1], “We can start our exercise with some

³ This is due to other participants typically using the word ‘exercise’, thus making it redundant and limiting diversity.

⁴ Arsenic trichloride (AsCl₃) is a highly toxic substance. This indicates that it is important to have an additional step to filter ideations for safety. This term was retrieved from: <https://api.conceptnet.io/query?node=/c/en/organic&offset=0&limit=1000&other=/c/en>

stretching” [P4]; but this tone was absent when feedback was provided, and ideations became neutral and formal, e.g., ‘Exercising will reduce chances of you going for surgeries and you can feel better, lose weight and be fitter’ [P1].

Interpretability issues and remedies. Our attribution explanations originally highlighted about 6 words per ideation and users found it too tedious to track and manage all of them. *Remedy:* we limited the highlights to 3 words with the most negative attributions. Interviewees were confused with many counterfactual words, since they had negative or low improvement scores or were not semantically relevant (e.g., replacing ‘play’ with suggested word ‘kids’ with potential +0% for Diversity and +0% for Motivating). *Remedy:* we ensured that suggested words have at least one positive score, and limited to relevant suggestions by eliminating words that had too large embedding distances from words “exercise” and “physical activity”. Participants had found the compare mode (to show contrastive attributions) useful, but tended to forget to switch over to it. *Remedy:* we set contrastive explanations as default for each iteration if this explanation was available. The default can be gradually reset after users acclimatize to remembering this feature. We implemented these improvements in the feedback UI, and launched a larger summative controlled study to measure the impact of explanations on ideation quality and diversity.

5.2 Summative Ideation User Study

We conducted a mixed-design experiment with one main independent variable (IV), Feedback Condition (N, S, SA, SAX, SAC, SAXC) and one secondary IV, Iteration ($t = 1,2,3$). Iteration was fully within-subjects, while Feedback Condition was randomly selected and repeated measures (i.e., within-subjects). For each ideation, participants were shown a prompt randomly selected from a pre-selected set of 50 (Section 4.3). All Feedback Conditions had the same 50 prompts. We exposed each participant to two Feedback Conditions with two prompts per type and three iterations per prompt (total 18 ideation iterations) to mitigate individual variance, while limiting fatiguing participants with too many trials. We limited the prompt to contain only one phrase, since users could struggle to utilize multiple phrases [26]. Figure 8 and Figure 7 show example prompts that participants saw in different conditions, and Table 2 describes dependent variables measured. While the system could show explanations for both Quality and Diversity, we showed Diversity explanations by default to prioritize improving diversity which some users may find unintuitive (Section 5.1.2). The experiment apparatus and survey questions were implemented in Qualtrics (see Appendix A.2.1).

Table 2: Dependent variables (DV) measured in the summative ideation user study.

Measure	Of	Description and Justification
Ideation task time	Iteration	Duration to generate ideation at each iteration. Indicates ideation fluency [10], and objectively measures ease of ideation [26].
Perceived importance	Quality score, Diversity score	Ideators’ preference of perceived importance for message quality or diversity. [7-point Likert scale: -3 = “Motivating much more important”, +3 = “Diverse much more important”]
Perceived Ideation Quality (Motivating / Creative)	Ideation (Final iteration)	Ideators’ self-assessment of how motivating and creative the ideation is. [7-point Likert scale: -3 = Strongly Disagree, +3 = Strongly Agree]
Perceived Helpfulness, Ease of Use, Understandability	Prompt, Feedback Feature	Ideators’ appreciation of the prompt and feedback about helpfulness, ease of use, and understandability. This is asked both of the Prompt and each Feedback Feature (S of Quality and Diversity, A, X, C) separately. [5-point Likert scale: -2 = Strongly Disagree, +2 = Strongly Agree] Also measured qualitative rationale [Open text].
Usage	Prompt, Feedback	Qualitative description of how the feedback information was used [Open text]. This was only asked of the 2 nd ideation for each interface section.

5.2.1 Experiment Task and Procedure

Participants were tasked to write motivational messages towards physical activity with various feedback, and answer questions on their experience. The experiment procedure is as follows:

1. Introduction to describe the experiment objective and consent to the study.
 2. Screening quiz with a 4-item word associativity test [22] to assess English language skills. Only participants who answer all questions correctly are continued.
 3. Two interface sections with different Feedback Conditions. For each section,
 - a) Tutorial to teach participants about the ideation process, and how to use the feedback.
 - b) Two ideation sessions to ideate based on a prompt each. For each ideation session, the participant will
 1. Prompted ideation to view a prompt, and write an initial ideation in one to three sentences, and submit for automatic review. This page is timed to measure *ideation task time*.
 2. Two iterated revisions to receive feedback and revise the ideation. For each iteration,
 1. Prompted ideation to view the same prompt again.
 2. Ideation feedback to inform the participant where and how to improve their previous ideation.
 3. Ideation revision and submission. With these two revisions, there are three ideation iterations.
 3. Perception questionnaire to ask participants about their perceptions of usage and usability (Table 2).
- To control fatigue, we limited to four ideation trials. Instead of 4 ideations \times 1 condition (no repeated trials, potentially noisy), or 1 ideation \times 4 conditions (fully between-subjects, potentially high individual variance), we chose 2 ideations \times 2 conditions (balanced compromise).
4. Post-questionnaire on demographics.

5.2.2 Experiment Data Collection

We recruited participants from Amazon Mechanical Turk (AMT) with high qualification (≥ 5000 completed HITs, $>97\%$ approval). 104 workers attempted the survey, 97 passed the screening quiz, and 70 completed the survey (72.2% completion rate). They were 42.0% female, between 23 and 66 years old ($M=39.5$). Participants were randomly assigned to one prompt selection technique. Participants were compensated US\$4.00 after completing the ideation tasks and surveys. Participants completed the survey in median time 26.0 minutes and were compensated \sim US\$9.24/hour. We collected 4 ideations per participant (2 Feedback Conditions \times 2 Ideations) with up to 3 Iterations each, from 70 participants for a total of 280 ideations across the 6 Feedback Conditions.

5.2.3 Statistical Analysis

We fit linear mixed effects regression (LMER) models on various dependent variables, performed ANOVAs on the fixed main and interaction effects, and post-hoc contrast tests for specific differences identified. Due to the large number of comparisons in our analysis, we consider differences with $p < .001$ as significant and $p < .005$ as marginally significant. This is stricter than a Bonferroni correction for 50 comparisons (significance level = $.05/50$).

For **perceived ratings** (Usefulness, Ease of Use, Understandability), we fit a LMER model with Feedback Feature (Prompt, Diversity Score, Quality Score, Attribution, Contrastive, Counterfactual) as fixed effect, and Participant as random effect (Table 5 in Appendix). Note that the features were considered separately rather than as a combination in the Feedback Interface.

For **ideation performance**, we examined whether Diversity and Quality Scores increased from the first iteration and ideation speed, and fit a LMER model with Feedback Condition and Prompt (which one of the 50 prompts was

shown) as fixed main effects, and Participant as random effect (Table 6). We evaluated whether ideation took longer with Score and XAI feedback compared to the baseline 1st iteration, so we calculated the ratio between the 1st and 3rd iteration with a log transform (to improve normality) to get the Ideation Time Effort metric. Note that the best Score may be achieved at the 2nd or 3rd iteration, i.e., the participant may inadvertently get a lower score in the 3rd attempt. Hence, we calculated the difference between the best Score of the latter two iterations with the first, and do so separately for Diversity and Quality. There was a strong negative correlation ($r = -.436$, $p < .0001$) between the Diversity and Quality Scores, so we included Quality Score Increase as a fixed main effect too for the Best Diversity Score Increase response, and vice versa. We also tested the Score Increase estimates from the LMER model against no increase with a 1-sample, 1-tail t-test for each Feedback Condition against the constant 0.

To analyze objective **diversity** for each Feedback Condition, we resampled 50 bootstrap samples, calculated 3 computational diversity metrics defined in [26] (Ideation Dispersion, Ideation Disparity, and Repeller Chamfer Distance), and fit a LMER model with Feedback Condition as fixed main effect (Table 7). In Appendix, Table 5, Table 6, and Table 7 summarize the goodness of fit (R^2) of the LMER models, and statistical significance of ANOVA tests.

5.2.4 Results

We describe participant priorities and perceptions of their ideations and the feedback, and their performance as calculated with metrics, and rated by validators. When ideating, participants prioritized improving their Quality Score (56.5%, rating < 0) instead of Diversity Score (12.6%, rating > 0), and 31% balanced between the two. They perceived their ideations as Motivating (high quality, 81.3% with rating > 0) and Creative (73.8%), though there was no significant difference across Feedback Conditions. Participants rated all features as useful, easy to understand and use, except for Counterfactual suggestions which had lower usefulness and ease of use (Figure 9).

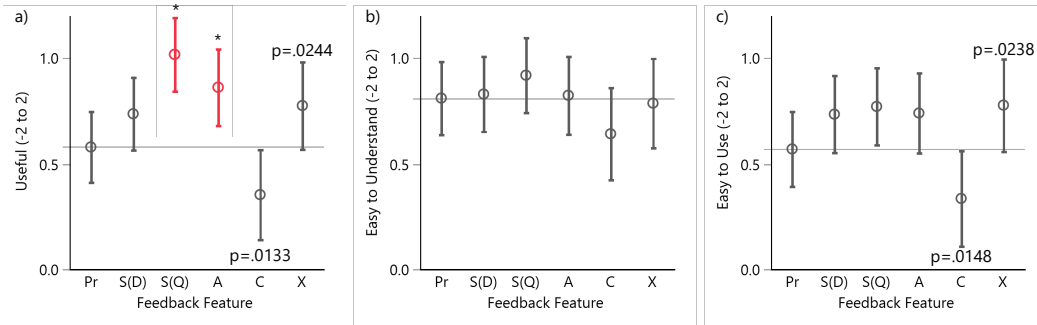


Figure 9: Results of ideators' perceived ratings of usefulness, ease of understanding, and ease of use for each feedback feature. Feedback Features: Pr = Prompt, S(D) = Diversity Score, S(Q) = Quality Score, A = Attribution explanation, C = Counterfactual suggestion, X = Contrastive attribution. Red markers indicate significant differences from Pr. p values indicate contrast tests relative to Pr. * indicates significant difference at $p < .0001$.

As expected, participants took more time to ideate when receiving Score (S) and XAI feedback, and significantly so for SAC and SAXC compared to None (Figure 10a); suggesting that they were studying these feedback. S feedback increases were non-significant or marginal compared to no feedback (None). However, compared to no improvement (Increase = 0), we found that showing S or all explanations significantly improved Quality Score (Figure 10b), and showing SA, SAC, and SAXC significantly improved Diversity Score (Figure 10c). S did not improve Diversity Score, perhaps since ideators were blind to what they could change or do without explanations, and would

end up randomly editing. Explanations did not improve Quality compared to just showing Scores ($p=n.s.$), and only very marginally improved Diversity ($p=.0414$ for SAXC). The lack of differences could be due to the high variability in ideations and limited number of participants; future work could recruit more than 50 participants per condition.

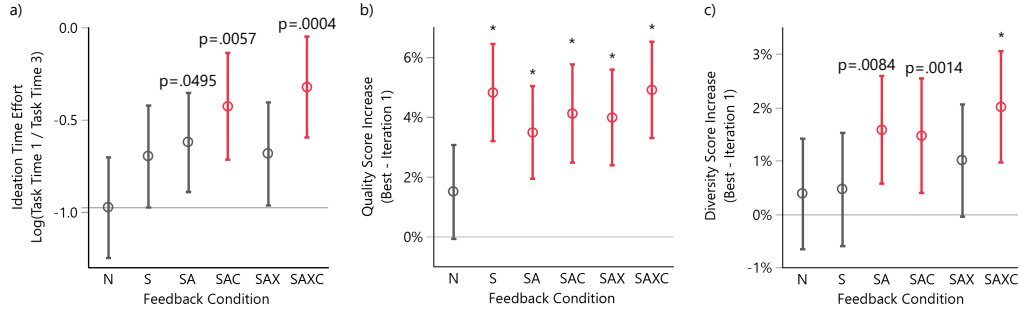


Figure 10: Results of ideator performance. a) Time effort ratio between Iteration 1 and 3. b) Increase in Quality Score from Iteration 1 to the iteration with best Quality Score. c) Increase in Diversity Score from Iteration 1 to the iteration with best Diversity Score. Feedback Conditions: N = None, S = Score Prediction, SA = Score + Attribution, SAC = SA + Counterfactual, SAX = SA + Contrastive, SAXC = SA + X + C. p values indicate 1-sample, 1-tail t-tests relative to N (a) or 0% (b, c); * indicates significant difference at $p < .0001$.

The three computational diversity metrics [26] — Ideation Dispersion, Ideation Disparity, and Repeller Chamfer Distance — measure slightly different aspects of diversity, and had different trends (Figure 11). The first two metrics calculate the total diversity of combining new ideations with the seed prior ideations, and the third metric measures how different the new ideations are from the prior ones. In general, SAX had the highest diversity. Other results were somewhat indeterminate. SAC had the lowest Ideation Dispersion, but higher Repeller Chamfer Distance; this suggests that Counterfactuals may improve help diversify ideations from those without any feedback (N), but may not diversify ideations from other forms of feedback. The detrimental effect of Counterfactual suggestions may also hinder diversity when combined with Contrastive explanations (SAXC; Figure 11b,c).

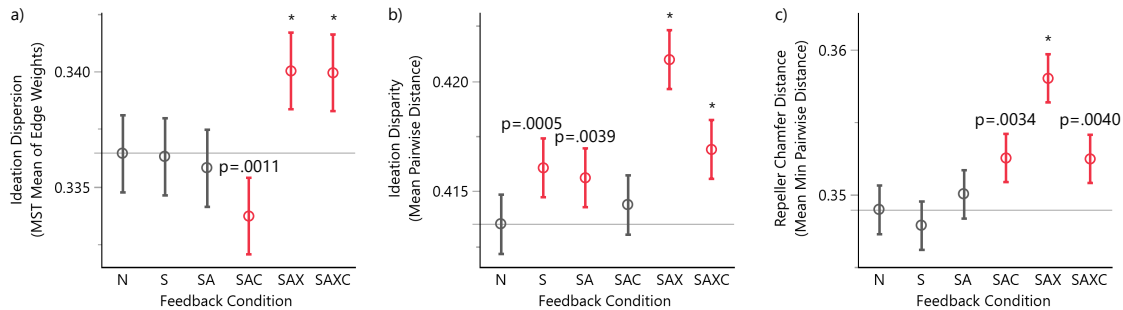


Figure 11: Results of ideation diversity calculated as different computational metrics: a,b) diversity of new with prior ideations, and c) new ideations from prior ones. p values indicate contrast tests relative to N. * indicates significantly different from N at $p < .0001$.

We reviewed ideator rationales of perceived usefulness, understanding, and usage of various ideation feedback to interpret our quantitative findings. Many findings here echo our earlier findings from the formative study. Participants were mixed regarding whether Score feedback was helpful. P36 “*found the feedback easy to understand*

because it gave me a number to see how well my [message] is.”; but P13 “found the feedback difficult to understand because I have no idea how it’s calculated. I can’t tell what part of my idea it’s targeting so I have no idea how to improve. It feels random.”; P46 was more positive, finding them “somewhat helpful, but did not give guidance on how to improve my scores”. This validates the need for deeper explanations.

However, the receptivity towards Attribution feedback was also mixed. P41 reported that “feedback was good, preventing me from overusing common phrases”, and P43 “did like the highlights to look for different wording that is not so generic”. The highlights were even more useful when used in contrast mode to show Contrastive attributions, e.g. “The compare mode definitely showed me which words I should keep and which ones I should edit, to get the optimal score.” [P68]. In contrast, P64 wanted more useful explanations and found that attribution “colors and words are not as helpful as they really are ambivalent.”. P63 felt “it was often not clear why a certain word would be less valuable than another or how it would affect the scores, especially diversity.” These cases indicate highlighting salient words and rating their attribution lacks rationalization insights [34].

Perceptions towards Counterfactual suggestions were more negative, though some participants found them useful. P22 found the ideation task “easier now that there were suggested words”, and P07 said it “helped me to add words to increase inspiration.” However, others found the suggested words problematic: P70 felt that “sometimes the suggested words seemed completely unrelated to the prompt or even fitness itself”; P28 felt that “the suggestions make the phrase a lot worse, non-grammatically correct”; P32 “found the feedback a little confusing because it seemed like when I changed words to try to increase my score it ended up keeping it close to the [previous] score.” Hence, Counterfactual suggestions need to be relevant, grammatical, and efficacious.

Although each explanation feature has its strengths and weaknesses, providing all explanations together can enable rich usage. P22 reported that he “changed words based on suggested words, excised words that complicated the message needlessly, and used the comparison checker to see if there was a word that particularly hurt between each prompt.” Therefore, it is important to provide these explanations together.

5.3 Ideation Quality Validation User Study

To evaluate ideation quality, we conducted a within-subjects experiment with Feedback Condition as independent variable. Similar to [26,48], we measured quality with three 7-point Likert scale questions on whether an individual ideation was Motivating, Informative, or Helpful (Table 3). The ideations evaluated included the third iteration of all ideations for each Feedback Conditions from the Summative Ideation User Study (N=43 to 49; 278 total).

Table 3: Dependent variables (DV) measured in the ideation quality and diversity validation user studies.

Measure	Of	Description and Justification
Individual quality (Motivating / Informative / Helpful)	Ideation	Rating of how motivating/informative/helpful the message feels. [7-point Likert scale: -3 = Very Demotivating / Uninformative / Unhelpful, +3 = Very Motivating / Informative / Helpful]
Pairwise dissimilarity	Ideation-Pair	Rating of perceived difference between two ideations. [20-interval unipolar slider: 0 = Identical, 100 = Highly different]

5.3.1 Experiment Task and Procedure

Participants were tasked to write motivational messages towards physical activity, and rate their quality (Appendix A.2.2). Participants went through the same procedure as in the Ideation User Study, but with a different Step 3:

3. Assess 25 messages regarding how well they motivate for physical activity. For each message,
 - a. Read a random message from any of the 6 Feedback Conditions (N, S, SA, SAC, SAX, SAXC).

- b. Rate on a 7-point Likert scale, whether the message is *motivating* (effective), *informative*, and *helpful*.
- c. Write their rationale for their quality ratings. This was only asked randomly two out of 25 times to mitigate response fatigue where the rationale would be too short or copied from previous responses.

5.3.2 Experiment Data Collection

We recruited participants from AMT with the same high qualification as the ideation study. 71 workers attempted the survey, 60 passed the screening task and complete the survey (84.5% pass rate). They were 41.7% female, between 25 and 61 years old ($M=36.0$). Participants completed the survey in median time 12.1 minutes and were compensated US\$1.50. In total, 278 messages were individually rated 1500 times ($M=5.40\times$ per message); 2 omitted by random chance. Average aggregate-judge correlations [21] for motivation, informativeness, helpfulness ratings were $r=.472, .467, .469$, respectively, indicating reasonable inter-rater agreement.

5.3.3 Statistical Analysis and Results

We binarized ratings to evaluate as continuous variables and fit linear mixed effects regression (LMER) models on three quality ratings like in the Ideation User Study with Feedback Condition as fixed effect, and Participant and Ideation as random effects (Table 8). Ideations were rated as Motivating ($M = 72.6\%$), Informative ($M = 70.1\%$), and Helpful ($M = 75.5\%$), but there were no significant differences across Feedback Conditions (all $p=n.s.$).

5.4 Ideation Diversity Validation User Study

The ideation user study measured diversity with computational metrics, but people may be less sensitive to perceiving the diversity, so it is necessary to evaluate with a user study. Here, we ask a new set of third-party participants to validate ideation diversity from each Feedback Condition. We conducted a mixed-design experiment with Feedback Condition (4 levels: N, S, SAX, SAXC) as independent variable. We omitted SA and SAC, which did not improve computational diversity metrics (Figure 11) and are thus unlikely to be perceived as more diverse than N. Similar to [26,31,77], participants were tasked to rate the perceived dissimilarity between a pair of ideations (Table 3). From the ideation user study, one collection of up to 100 ideations was obtained for each Condition consisting of 50 prior messages (from [26]) and up to 50 new ideations (3rd iteration) from participants. Similar to [26], we randomly sampled 200 pairs of ideations per condition; each pair can contain 2 prior, 2 new, or 1+1 mixed ideations.

5.4.1 Experiment Task and Procedure

Participants were tasked to review pairs of motivational messages towards physical activity, and rate their dissimilarity (Appendix A.2.3). The experiment procedure is as follows:

1. Introduction to describe the experiment objective and consent to the study.
2. Screening quiz with
 - a) 4-item word associativity test [22] to assess English language skills,
 - b) Similarity judgment test on identifying the most similar ideation pair from 3 pairs (set to be easy). Only participants who answer all questions correctly are continued.
3. Practice session with three pair trials. For each trial:
 - a) Read two ideation messages.
 - b) Write key concepts for each message. This serves as attention check of conscientious reading.
 - c) Rationalize the pair similarity or difference by multiple categories (identified from a pilot study with 660 rationales from 110 participants; Figure 12, Middle Top). This was asked to prime participants to

- rigorously examine the messages and mitigate mindless rushing. We designed the question as a matrix of checkboxes (Figure 12, Middle Top), instead of free text, to reduce response fatigue.
- d) Rate perceived dissimilarity on a 20-interval slider from 0 to 100 (Figure 12, Middle Bottom). We used a high-resolution slider instead of a Likert scale to increase the precision of this measure.
 - e) On the next page, view the “correct” dissimilarity rating that most participants in a pilot study had rated for the message pair. We provided the answers to calibrate participants by anchoring them to perceive what is considered highly similar or different. The practice trials had dissimilarity ratings of 1, 5, and 9.
4. Main session with 28 message pairs (7 pairs per Feedback Condition, 4 Feedback Conditions). The procedure was the same as the Practice session, except for omitting Step 3e, and for Step 3d:
 - d) Rate perceived dissimilarity with the same interface as Step 3d and an additional reference of the three practice pairs with their respective rating. The three practice trials were used as references to anchor participants, to increase the consistency between participants (see Figure 12, Right).
 5. Post-questionnaire on demographics.

Message Pair 1 of 28

Please read the 2 messages:

Message 1: "Any change you make is going to benefit you, so go ahead and start small. Just do a little something everyday and you'll start to notice a change soon!"

Message 2: "You don't need fancy gyms or any kind of health technology. All you need is within you!"

The key concepts in Message 1 are:

The key concepts in Message 2 are:

Why do you think these messages are similar or different? Based on their:

	Similar	Different	Not Considered
Concepts, meaning	<input type="checkbox"/>	<input type="checkbox"/>	<input type="checkbox"/>
Motivatingness, persuasiveness, engagingness	<input type="checkbox"/>	<input type="checkbox"/>	<input type="checkbox"/>
Relevance to physical activity	<input type="checkbox"/>	<input type="checkbox"/>	<input type="checkbox"/>
Actionability, concreteness	<input type="checkbox"/>	<input type="checkbox"/>	<input type="checkbox"/>
Tone	<input type="checkbox"/>	<input type="checkbox"/>	<input type="checkbox"/>
Words	<input type="checkbox"/>	<input type="checkbox"/>	<input type="checkbox"/>
Other	<input type="checkbox"/>	<input type="checkbox"/>	<input type="checkbox"/>

Please rate how different the two messages are:

Identical 0 5 10 15 20 25 30 35 40 45 50 55 60 65 70 75 80 85 90 95 100 Highly different

Reference message pairs

For comparison, please review these pairs that were very similar or very different by other workers.

Message 1: "Getting exercise will help your mental health."
Message 2: "Working out is very important to boost your mental health."
Difference Rating: 10/100

Message 1: "The first step of exercise is always the hardest. The more you do it the easier it will be."
Message 2: "There are a lot of exercise videos on YouTube. I watch them and found some good exercises as my starting point."
Difference Rating: 50/100

Message 1: "Exercising every day can make you live longer."
Message 2: "Reframe your goal into steps to tackle one at a time, and that obstacle in your mind will just be a bump in your exercise journey."
Difference Rating: 90/100

Figure 12: Example trial in Ideation Diversity Validation User Study for participants to examine a pair of ideations (Left), rationalize and rate their dissimilarity (Middle), while referring to three reference pairs with varying dissimilarities.

5.4.2 Experiment Data Collection

We recruited participants from AMT with the same high qualification as the ideation study. 162 workers attempted the survey and 125 passed screening and complete the survey (77.2% pass rate). They were 41.6% female, between 20 and 67 years old ($M=34.0$). Participants completed the survey in median time 47.6 minutes and were compensated US\$6.00. In total, 800 message pairs were rated 3,500 times ($M=4.38x$ / pair). The average aggregate-judge correlation [21] was $r=.478$ for perceived dissimilarity, indicating reasonable inter-rater agreement.

5.4.3 Statistical Analysis and Results

Similar to our analysis in the ideation user study, we fit a LMER model on perceived dissimilarity with Feedback Condition, Trial Index (order in survey), # Rationales Considered (indicating thoughtfulness) as fixed effects, and Participant as random effect (Table 9). Note that all Feedback Conditions contain pairs with only prior messages; we excluded them from analysis since their dissimilarity will not be different across Conditions.

Ideation message pairs from the SAX and SAXC conditions had higher perceived pairwise dissimilarity than pairs from N (Figure 13). Pairs from the S condition only had somewhat marginally higher ratings than N. This mostly agrees with our results about the computational diversity metrics (Figure 11), especially with Ideation Dispersion

(Figure 11). This suggests that Attribution and Contrastive Attribution explanations were effective to improve diversity, and Counterfactual Suggestions were neither further helpful nor harmful regarding diversity.

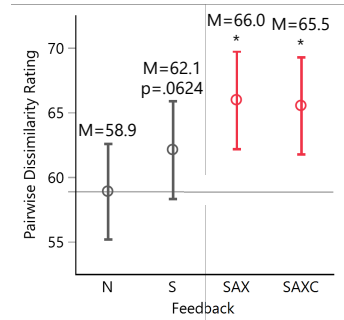


Figure 13: Results of validator perceived dissimilarity between ideation pairs. Feedback Conditions: N, S, and SAXC same as in Figure 10. p values indicate whether each Feedback Condition was significantly different from N. * indicates significant difference at $p < .0001$.

5.5 Summary of Answers to Research Questions

We summarize our findings to answer our research questions with results from multiple experiments.

RQ1: How will Quality and Diversity scores increase ideation quality and diversity compared to no feedback? Showing scores increased ideation Quality but not Diversity and were perceived useful, easy to understand and use.

RQ2: How will Attributions, Contrastive Attributions, and Counterfactual Suggestions explanation improve ideation quality and diversity compared to non-explainable or no feedback? Attributions and Contrastive Attributions explanations increased ideation Quality and Diversity, while Counterfactual Suggestions did not. Ideators also perceived Counterfactual Suggestions as least useful, due to relevance issues.

RQ3: How will combinations of explanation types interact to affect ideation quality and diversity? The combinations of explanations, especially SAX (Score + Attribution + Contrastive Attribution) and SAXC (SAX + Counterfactuals), showed the strongest increase in ideation Diversity. However, ideation Quality did not increase.

6 DISCUSSION

We discuss the effectiveness and limitations of explanation feedback for ideation, potential improvements, generalization to other applications, domains, and explanations, and implications to human-AI collaboration.

6.1 Effectiveness of XAI Feedback for Ideation

We have shown that XAI provides helpful feedback to improve collective creativity in ideation, and multiple explanations should be combined to amplify insights for ideators. Towards improving diversity, SAX feedback was most effective, followed by SAXC which was similarly effective. Counterfactual suggestions were promising but harmful; we discuss improvements later. However, Score feedback alone was very marginally useful and explanations were less effective at improving quality, and we discuss improvements later.

Some ideators struggled to apply feedback to their ideations. We had shown that providing explanations helps and had suggested the need for semantic explanations rather than correlated attributions (Section 5.1.2). To further help, we could leverage strategies in education: providing examples and self-explanation. We could improve the tutorials and provide worked examples [7] of past ideators deriving new ideations from each explanation feature,

particularly including their rationale. Ideators could reflect more rigorously on the feedback by self-explaining [84] what they learn from the feedback and how they could or could not apply it to edit their ideation.

6.2 Improving XAI Feedback for Ideation Quality

We had mixed results regarding the impact of Score and XAI feedback on Quality. Feedback did increase the Quality Score in the ideation study, but not the perceived quality in the validation study, perhaps due to several reasons. 1) Ideators were confounded with a conflicting goal to increase Diversity. Diversity and Quality Scores were highly negatively correlated, and including either as a factor in the LMER models led to significant effects. Nevertheless, our main objective was to promote Diversity while maintaining Quality, rather than to focus on increasing Quality. For applications prioritizing Quality, ideators can be told to only improve Quality, but at the cost of more redundancy. 2) Ideators may feel self-sufficient, so they may not have relied much on XAI to improve Quality. 3) The Quality prediction model may need to be more accurate to represent and explain Quality. The regression model could be trained instead of a binary classifier. 4) Although we had used the Universal Sentence Encoder (USE) [20] that models whole sentences rather than just words, explanations were framed with individual words. This caused ideators to fixate on each word separately rather than longer phrases or gestalt concepts. Presenting the explanation as a) a knowledge graph, b) highlighting multiple associated words, or c) inferring and presenting associated concepts [94] may mitigate this fixation. Also, instead of using generic language models, the modeling could be made domain-specific to motivation and physical activity and include knowledge bases (e.g., [17,69]).

6.3 Providing More Useful Counterfactual Suggestions

Counterfactual explanations need to be more usable, particularly, regarding the relevance and grammatical context of suggested words. The grammar was due to lemmatizing attribution words to their root and finding related words in ConceptNet. The suggested words should be converted to fit the grammatical form of the word being replaced.

The irrelevance of suggested words could be due to ConceptNet using domain-independent data sources (e.g., Wikipedia, Wiktionary, WordNet) [80]. Words are thus too distant from the domain of physical activity. At the potential cost of stifling creativity by reducing too many suggestions, we had limited the embedding distances of the words (remedy in Section 5.1.2), yet the remaining words were still insufficiently relevant. Future work should balance irrelevance and inspiration by carefully controlling the distance threshold and training ideators to be more comfortable with less relevant words. We can also leverage recent advances in synthetic data generation and use generative adversarial networks (GAN) to synthesize counterfactual sentences that increase quality and diversity (e.g., [90]). However, these sentences are likely to be ungrammatical or strange, needing crowdworkers to clean up.

Some participants had drifted away from the prompt phrase, reducing the precision of the directing. To control this deviation, we can also limit the distances of suggested words from the prompts. Reminders can also be sent if the new ideations are measured to be too distant from the prompts by embedding distance. Nevertheless, some deviation from prompts can accommodate inaccuracies in the embedding distance calculations.

6.4 Generalization to Other Applications, Domains, and Explanations

By bridging the gap between the education-based feedback [41] and philosophy-driven AI explanations [59], we proposed and evaluated an explainable AI-based ideation feedback system to improve quality and diversity in iterative crowd ideation. Our evaluation on one use case of motivational messaging for physical activity may limit the generalization of our results. We had focused on a low-skill task of everyday writing where lay users typically

do not need sophisticated reasoning. In domains requiring expertise, ideators may further appreciate complex explanations and may even better leverage simpler explanations (e.g., plain attribution). For tasks that are non-text-based, such as poster design [31], attribution may be ambiguous and counterfactuals more complex to develop or describe. Therefore, explanations will need to be more carefully designed for more complex ideation tasks.

Our systematic approach can be applied to other applications, such as story writing and graphic design. The short length of motivational messages makes computing on and reviewing the messages to be tractable. Ideating longer documents like short stories [24] will require larger language models that can handle long documents [28]. The long documents could also be compartmentalized and distributed to be iterated one part at a time [11], or summarized automatically [37] before predicting a score and providing simplified feedback. For graphical ideation tasks, such as graphic design [67] or mood boards [47], the design artifact can be parsed as an image, Convolutional Neural Networks (CNNs) can be trained to predict a score of the image, and saliency map explanations [74] can be provided to identify salient or problematic regions. For audio or music ideation tasks, such as music creation [54], Recurrent Neural Networks can be trained and explained with attention mechanisms [85].

Interpretable Directed Diversity supports three popular explanation types. Though there exist several interesting and informative ones that may stimulate creativity. For example, feature visualizations [63] provide a “vocabulary” of filters that a CNN uses to infer an image. For text, this could indicate key concepts that ideators could reflect on to generate high scoring ideations. However, this method is biased by the pre-trained model. Concept activation vectors (CAVs) [45] provide explanations in terms of user-chosen concepts. Users could use CAVs like in SMILEY [18] to discover prompts and ideations that would be more similar to their desired concept.

6.5 Human-AI Collaboration for Creativity

Among the myriad techniques to support crowd ideation with human-guided manually-managed feedback [30,33,67], and automatic or AI-based feedback [8,24], we add yet another technique to improve automation and scale. Similar to [54], our method directs or steers crowdworkers towards more creative ideas. Can human facilitators then leave the management to AI? No, we do not argue that crowd and feedback management be handled fully automatically. Instead, data management should be collaborative between the human facilitator and AI. Particularly, there is a need for better curation of source data for prompts and counterfactual suggestions (e.g., regularly update corpus [26]). Human support is especially needed for the early phase, since there would be insufficient ideations to train an AI model to predict scores. This presents a causality dilemma that (ideation) labeling needs pre-collected, pre-labeled data for training, yet crowdsourcing is needed to label the initial data.

7 CONCLUSION

We have proposed Interpretable Directed Diversity to provide feedback to direct crowd ideators with explainable AI (XAI) feedback to iteratively generate more collectively creative ideas. We implemented and evaluated Prediction scoring models and explanation techniques for Attributions, Contrastive Attributions, and Counterfactual Suggestions to improve ideation diversity and quality. Through a series of formative user study, ideation user study, and validation user studies, with computational language modeling embedding-based metrics and subjective user ratings, we found significantly positive effects of the proposed XAI types on increasing collective ideation diversity, except the Counterfactual Suggestions that still require improvements. Our results demonstrate the use of XAI for creativity applications. Hence, Interpretable Directed Diversity provides a generalizable method for scalable, and real-time, and contextualized feedback to improve collective creativity.

REFERENCES

1. Ashraf Abdul, Jo Vermeulen, Danding Wang, Brian Y Lim, and Mohan Kankanhalli. 2018. Trends and Trajectories for Explainable, Accountable and Intelligible Systems: An HCI Research Agenda. In *CHI 2018*. <https://doi.org/10.1145/3173574.3174156>
2. Leonard Adelman, James Gualtieri, and Suzanne Stanford. 1995. Examining the effect of causal focus on the option generation process: An experiment using protocol analysis. *Organizational Behavior and Human Decision Processes*. <https://doi.org/10.1006/obhd.1995.1005>
3. Elena Agapie, Bonnie Chinh, Laura R Pina, Diana Oviedo, Molly C Welsh, Gary Hsieh, and Sean Munson. 2018. Crowdsourcing Exercise Plans Aligned with Expert Guidelines and Everyday Constraints. In *CHI 2018*, 324. <https://doi.org/10.1145/3173574.3173898>
4. Faez Ahmed, Sharath Kumar Ramachandran, Mark Fuge, Samuel Hunter, and Scarlett Miller. 2019. Interpreting Idea Maps: Pairwise comparisons reveal what makes ideas novel. *Journal of Mechanical Design* 141, 2. <https://doi.org/10.1115/1.4041856>
5. T. Amabile. 1996. *Creativity In Context*. <https://doi.org/https://doi.org/10.4324/9780429501234>
6. Andrew Anderson, Jonathan Dodge, Amrita Sadarangani, Zoe Juozapaitis, Evan Newman, Jed Irvine, Souti Chattopadhyay, Matthew Olson, Alan Fern, and Margaret Burnett. 2020. Mental Models of Mere Mortals with Explanations of Reinforcement Learning. *ACM Transactions on Interactive Intelligent Systems* 10, 2. <https://doi.org/10.1145/3366485>
7. Robert K. Atkinson, Sharon J. Derry, Alexander Renkl, and Donald Wortham. 2000. Learning from examples: Instructional principles from the worked examples research. *Review of Educational Research* 70, 2: 181–214. <https://doi.org/10.3102/00346543070002181>
8. Suyun Sandra Bae, Oh-hyun Kwon, Senthil Chandrasegaran, and Kwan-liu Ma. 2020. Spinneret : Aiding Creative Ideation through Non-Obvious Concept Associations. In *CHI 2020*, 1–13. <https://doi.org/10.1145/3313831.3376746>
9. Gagan Bansal, Tongshuang Wu, and Joyce Zhou. 2021. Does the whole exceed its parts? The effect of ai explanations on complementary team performance. *Conference on Human Factors in Computing Systems - Proceedings*. <https://doi.org/10.1145/3411764.3445717>
10. Baptiste Barbot. 2018. The dynamics of creative ideation: Introducing a new assessment paradigm. *Frontiers in Psychology* 9, DEC: 1–8. <https://doi.org/10.3389/fpsyg.2018.02529>
11. Michael S Bernstein, Greg Little, Robert C Miller, Björn Hartmann, Mark S Ackerman, David R Karger, David Crowell, and Katrina Panovich. 2010. Soylent: A Word Processor with a Crowd Inside. In *Proceedings of the 23rd Annual ACM Symposium on User Interface Software and Technology*, 313–322. <https://doi.org/10.1145/1866029.1866078>
12. Aditya Bharadwaj, Pao Siangliulue, Adam Marcus, and Kurt Luther. 2019. Critter: Augmenting Creative Work with Dynamic Checklists, Automated Quality Assurance, and Contextual Reviewer Feedback. In *CHI '19*, 1–12. <https://doi.org/10.1145/3290605.3300769>
13. Alexander Binder, Sebastian Bach, Gregoire Montavon, Klaus Robert Müller, and Wojciech Samek. 2016. Layer-wise relevance propagation for deep neural network architectures. In *Information science and applications (ICISA) 2016*, 913–922. https://doi.org/10.1007/978-981-10-0557-2_87
14. Osvald M Bjelland and Robert Chapman Wood. 2008. An Inside View of IBM's "Innovation Jam." *MIT Sloan management review* 50, 1: 32.
15. Margaret A Boden. 1996. Chapter 9 - Creativity. In *Artificial Intelligence*, Margaret A Boden (ed.). Academic Press, San Diego, 267–291. <https://doi.org/https://doi.org/10.1016/B978-012161964-0/50011-X>
16. Margaret A Boden. 2004. *The creative mind: Myths and mechanisms*. Routledge.
17. Antoine Bosselut, Hannah Rashkin, Maarten Sap, Chaitanya Malaviya, Asli Celikyilmaz, and Yejin Choi. 2020. CoMET: Commonsense transformers for automatic knowledge graph construction. *ACL 2019 - 57th Annual Meeting of the Association for Computational Linguistics, Proceedings of the Conference*: 4762–4779. <https://doi.org/10.18653/v1/p19-1470>
18. Carrie J. Cai, Emily Reif, Narayan Hegde, Jason Hipp, Been Kim, Daniel Smilkov, Martin Wattenberg, Fernanda Viegas, Greg S. Corrado, Martin C. Stumpe, and Michael Terry. 2019. Human-centered tools for coping with imperfect algorithms during medical decision-making. In *Conference on Human Factors in Computing Systems - Proceedings*, 1–14. <https://doi.org/10.1145/3290605.3300234>
19. Paula Phillips Carson and Kerry D. Carson. 1993. Managing Creativity Enhancement Through Goal-Setting and Feedback. *Journal of Creative Behavior* 27, 1: 36–45. <https://doi.org/10.1002/j.2162-6057.1993.tb01385.x>

20. Daniel Cer, Yinfei Yang, Sheng yi Kong, Nan Hua, Nicole Limtiaco, Rhomni St. John, Noah Constant, Mario Guajardo-Céspedes, Steve Yuan, Chris Tar, Yun Hsuan Sung, Brian Strope, and Ray Kurzweil. 2018. Universal sentence encoder. *EMNLP 2018 - Conference on Empirical Methods in Natural Language Processing: System Demonstrations, Proceedings*: 169–174. <https://doi.org/10.18653/v1/d18-2029>
21. Joel Chan, Pao Siangliulue, Denisa Qori McDonald, Ruixue Liu, Reza Moradinezhad, Safa Aman, Erin T Solovey, Krzysztof Z Gajos, and Steven P Dow. 2017. Semantically far inspirations considered harmful? accounting for cognitive states in collaborative ideation. In *Proceedings of the 2017 ACM SIGCHI Conference on Creativity and Cognition*, 93–105. <https://doi.org/10.1145/3059454.3059455>
22. Jesse Chandler, Cheskie Rosenzweig, Aaron J. Moss, Jonathan Robinson, and Leib Litman. 2019. Online panels in social science research: Expanding sampling methods beyond Mechanical Turk. *Behavior Research Methods* 51, 5: 2022–2038. <https://doi.org/10.3758/s13428-019-01273-7>
23. Robert B. Cialdini, Wilhelmina Wosinska, Daniel W. Barrett, Jonathan Butner, and Malgorzata Gornik-Durose. 1999. Compliance with a request in two cultures: The differential influence of social proof and commitment/consistency on collectivists and individualists. *Personality and Social Psychology Bulletin* 25, 10: 1242–1253. <https://doi.org/10.1177/0146167299258006>
24. Elizabeth Clark, Anne Spencer Ross, Chenhao Tan, Yangfeng Ji, and Noah A. Smith. 2018. Creative writing with a machine in the loop: Case studies on slogans and stories. In *International Conference on Intelligent User Interfaces, Proceedings IUI*, 329–340. <https://doi.org/10.1145/3172944.3172983>
25. Sven Coppers, Jan Van Den Bergh, Kris Luyten, Karin Coninx, Iulianna Van Der Lek-Ciudin, Tom Vanallemeersch, and Vincent Vandeghinste. 2018. Intellingo: An intelligible translation environment. In *CHI 2018*, 1–13. <https://doi.org/10.1145/3173574.3174098>
26. Samuel Rhys Cox, Yunlong Wang, Ashraf Abdul, Christian Von Der Weth, and Brian Y. Lim. 2021. Directed diversity: Leveraging language embedding distances for collective creativity in crowd ideation. In *CHI'21*. <https://doi.org/10.1145/3411764.3445782>
27. Devleena Das and Sonia Chernova. 2020. Leveraging rationales to improve human task performance. In *International Conference on Intelligent User Interfaces, Proceedings IUI*, 510–518. <https://doi.org/10.1145/3377325.3377512>
28. Jacob Devlin, Ming Wei Chang, Kenton Lee, and Kristina Toutanova. 2018. BERT: Pre-training of deep bidirectional transformers for language understanding. *arXiv preprint: arXiv:1810.04805*.
29. Michael R.P. Dougherty, Charles F. Gettys, and Eve E. Ogden. 1999. MINERVA-DM: A memory processes model for judgments of likelihood. *Psychological Review*. <https://doi.org/10.1037/0033-295X.106.1.180>
30. Steven Dow, Anand Kulkarni, Scott Klemmer, and Björn Hartmann. 2012. Shepherding the crowd yields better work. In *CSCW 2012*, 1013–1022. <https://doi.org/10.1145/2145204.2145355>
31. Steven P. Dow, Alana Glassco, Jonathan Kass, Melissa Schwarz, Daniel L. Schwartz, and Scott R. Klemmer. 2010. Parallel prototyping leads to better design results, more divergence, and increased self-efficacy. *ACM Transactions on Computer-Human Interaction* 17, 4. <https://doi.org/10.1145/1879831.1879836>
32. Steven P. Dow, Kate Heddleston, and Scott R. Klemmer. 2009. The efficacy of prototyping under time constraints. In *Proceedings of the 2009 ACM SIGCHI Conference on Creativity and Cognition*, 165–174. <https://doi.org/10.1145/1640233.1640260>
33. Alejandra Duque-Estrada. 2014. Voyant: Generating Structured Feedback on Visual Designs Using a Crowd of Non-Experts. In *CSCW 2014*, 1433–1444. <https://doi.org/10.5377/cultura.v24i74.8893>
34. Upol Ehsan, Brent Harrison, Larry Chan, and Mark O. Riedl. 2018. Rationalization: A Neural Machine Translation Approach to Generating Natural Language Explanations. *AIES 2018 - Proceedings of the 2018 AAAI/ACM Conference on AI, Ethics, and Society*: 81–87. <https://doi.org/10.1145/3278721.3278736>
35. Jonas Frich, Lindsay MacDonald Vermeulen, Christian Remy, Michael Mose Biskjaer, and Peter Dalsgaard. 2019. Mapping the Landscape of Creativity Support Tools in HCI. In *Proceedings of the 2019 CHI Conference on Human Factors in Computing Systems - CHI '19*, 1–18. <https://doi.org/10.1145/3290605.3300619>
36. Jonas Frich, Michael Mose Biskjaer, and Peter Dalsgaard. 2018. Twenty Years of Creativity Research in Human-Computer Interaction: Current State and Future Directions. In *Proceedings of the 2018 Designing Interactive Systems Conference (DIS '18)*, 1235–1257.

- <https://doi.org/10.1145/3196709.3196732>
37. Mahak Gambhir and Vishal Gupta. 2017. Recent automatic text summarization techniques: a survey. *Artificial Intelligence Review* 47, 1: 1–66. <https://doi.org/10.1007/s10462-016-9475-9>
 38. Katy Ilonka Gero and Lydia B Chilton. 2019. Metaphoria: An Algorithmic Companion for Metaphor Creation. In *CHI '19*, 1–12.
 39. Vinod Goel. 2010. Neural basis of thinking: Laboratory problems versus real-world problems. *Wiley Interdisciplinary Reviews: Cognitive Science*. <https://doi.org/10.1002/wcs.71>
 40. Adam E. Green, David J.M. Kraemer, Jonathan A. Fugelsang, Jeremy R. Gray, and Kevin N. Dunbar. 2012. Neural correlates of creativity in analogical reasoning. *Journal of Experimental Psychology: Learning Memory and Cognition*. <https://doi.org/10.1037/a0025764>
 41. John Hattie and Helen Timperley. 2007. The power of feedback. *Review of Educational Research* 77, 1: 81–112. <https://doi.org/10.3102/003465430298487>
 42. Simo Hosio, Niels van Berkel, Jonas Oppenlaender, and Joorge Goncalves. 2020. Crowdsourcing Personalized Weight Loss Diets. *Computer*, January: 63–71. <https://doi.org/10.1109/MC.2019.2902542>
 43. Gaoping Huang and Alexander J Quinn. 2017. BlueSky: Crowd-Powered Uniform Sampling of Idea Spaces. In *Proceedings of the 2017 ACM SIGCHI Conference on Creativity and Cognition*, 119–130. <https://doi.org/10.1145/3059454.3059481>
 44. L. Robin Keller and Joanna L. Ho. 1988. Decision Problem Structuring: Generating Options. *IEEE Transactions on Systems, Man and Cybernetics*. <https://doi.org/10.1109/21.21599>
 45. Been Kim, Martin Wattenberg, Justin Gilmer, Carrie Cai, James Wexler, Fernanda Viegas, and Rory Sayres. 2018. Interpretability beyond feature attribution: Quantitative Testing with Concept Activation Vectors (TCAV). In *35th International Conference on Machine Learning, ICML 2018*, 4186–4195.
 46. Ana Cristina Bicharra Klein, Mark, and Garcia. 2015. High-speed idea filtering with the bag of lemons. *Decision Support Systems* 78: 39–50. <https://doi.org/10.1016/j.dss.2015.06.005>
 47. Janin Koch, Nicolas Taffin, Michel Beaudouin-Lafon, Markku Laine, Andrés Lucero, and Wendy E. MacKay. 2020. ImageSense: An Intelligent Collaborative Ideation Tool to Support Diverse Human-Computer Partnerships. *Proceedings of the ACM on Human-Computer Interaction*. <https://doi.org/10.1145/3392850>
 48. Rafal Kocielnik and Gary Hsieh. 2017. Send Me a Different Message: Utilizing Cognitive Space to Create Engaging Message Triggers. In *CSCW*, 2193–2207. <https://doi.org/10.1145/2998181.2998324>
 49. Brian Y. Lim and Anind K. Dey. 2011. Design of an intelligible mobile context-aware application. *Mobile HCI 2011 - 13th International Conference on Human-Computer Interaction with Mobile Devices and Services*: 157–166. <https://doi.org/10.1145/2037373.2037399>
 50. Brian Y. Lim and Anind K. Dey. 2013. Evaluating intelligibility usage and usefulness in a context-aware application. In *International Conference on Human-Computer Interaction*, 92–101. https://doi.org/10.1007/978-3-642-39342-6_11
 51. Brian Y Lim, Anind K Dey, and Daniel Avrahami. 2009. Why and Why Not Explanations Improve the Intelligibility of Context-Aware Intelligent Systems. In *CHI 2009*, 2119–2128. Retrieved May 13, 2019 from http://www.cs.cmu.edu/~byl/publications/lim_chi09.pdf
 52. Edwin A. Locke and Gary P. Latham. 1990. *A theory of goal setting & task performance*. Prentice-Hall, Inc.
 53. Edwin a Locke and Gary P Latham. 2002. Building a practically useful theory of goal setting and task motivation. A 35-year odyssey. *The American psychologist* 57, 9: 705–717. <https://doi.org/10.1037/0003-066X.57.9.705>
 54. Ryan Louie, Andy Coenen, Cheng Zhi Huang, Michael Terry, and Carrie J Cai. 2020. Novice-AI Music Co-Creation via AI-Steering Tools for Deep Generative Models. In *CHI 2020*, 1–13. <https://doi.org/10.1145/3313831.3376739>
 55. Todd I Lubart. 2001. Models of the creative process: Past, present and future. *Creativity research journal* 13, 3–4: 295–308. https://doi.org/10.1207/S15326934CRJ1334_07
 56. Scott M Lundberg and Su-In Lee. 2017. A Unified Approach to Interpreting Model Predictions. In *31st Conference on Neural Information Processing Systems (NIPS 2017)*, 4768–4777. <https://doi.org/10.5555/3295222.3295230>

57. Kurt Luther, Nathan Hahn, Steven P Dow, and Aniket Kittur. 2015. Crowdlines: Supporting synthesis of diverse information sources through crowdsourced outlines. In *Third AAAI Conference on Human Computation and Crowdsourcing*.
58. Joke Meheus. 2000. Analogical Reasoning in Creative Problem Solving Processes: Logico-Philosophical Perspectives. In *Metaphor and Analogy in the Sciences*. https://doi.org/10.1007/978-94-015-9442-4_2
59. Tim Miller. 2019. Explanation in artificial intelligence : Insights from the social sciences. *Artificial Intelligence* 267: 1–38. <https://doi.org/10.1016/j.artint.2018.07.007>
60. Fabio Del Missier, Mimi Visentini, and Timo Mäntylä. 2015. Option generation in decision making: Ideation beyond memory retrieval. *Frontiers in Psychology*. <https://doi.org/10.3389/fpsyg.2014.01584>
61. Bernard A. Nijstad and Wolfgang Stroebe. 2006. How the Group Affects the Mind: A Cognitive Model of Idea Generation in Groups. *Personality and Social Psychology Review* 10, 3: 186–213. https://doi.org/10.1207/s15327957pspr1003_1
62. Bernard A Nijstad, Wolfgang Stroebe, and Hein F M Lodewijkx. 2002. Cognitive stimulation and interference in groups: Exposure effects in an idea generation task. *Journal of Experimental Social Psychology* 38, 6: 535–544. [https://doi.org/https://doi.org/10.1016/S0022-1031\(02\)00500-0](https://doi.org/https://doi.org/10.1016/S0022-1031(02)00500-0)
63. Chris Olah, Alexander Mordvintsev, and Ludwig Schubert. Feature Visualization. *Distill*: 2017. <https://doi.org/10.23915/distill.00007>
64. Jonas Oppenlaender and Simo Hosio. 2019. Supporting Creative Work with Crowd Feedback Systems. In *DC2S2 '19: Workshop on Designing Crowd-powered Creativity Support Systems*, 2–6.
65. Jonas Oppenlaender and Simo Hosio. 2019. Design Recommendations for Augmenting Creative Tasks with Computational Priming. In *Proceedings of the 18th International Conference on Mobile and Ubiquitous Multimedia (MUM '19)*. <https://doi.org/10.1145/3365610.3365621>
66. Jonas Oppenlaender and Elina Kuosmanen. 2021. Hardhats and bungaloes: Comparing crowdsourced design feedback with peer design feedback in the classroom. *Conference on Human Factors in Computing Systems - Proceedings*. <https://doi.org/10.1145/3411764.3445380>
67. Jonas Oppenlaender, Thanassis Tiropanis, and Simo Hosio. 2020. CrowdUI : Supporting Web Design with the Crowd. *Proc. ACM Hum. - Comput. Interact.* 4, EICS. <https://doi.org/10.1145/3394978>
68. Zhenhui Peng, Qingyu Guo, Ka Wing Tsang, and Xiaojuan Ma. 2020. Exploring the Effects of Technological Writing Assistance for Support Providers in Online Mental Health Community. In *CHI '20*, 1–15. <https://doi.org/10.1145/3313831.3376695>
69. Fabio Petroni, Tim Rocktäschel, Patrick Lewis, Anton Bakhtin, Yuxiang Wu, Alexander H. Miller, and Sebastian Riedel. 2020. Language models as knowledge bases? *EMNLP-IJCNLP 2019 - 2019 Conference on Empirical Methods in Natural Language Processing and 9th International Joint Conference on Natural Language Processing, Proceedings of the Conference*: 2463–2473. <https://doi.org/10.18653/v1/d19-1250>
70. Arkalgud Ramaprasad. 1983. On the definition of feedback. *Behavioral Science* 28, 1: 4–13. <https://doi.org/10.1002/bs.3830280103>
71. Marco Tulio Ribeiro, Sameer Singh, and Carlos Guestrin. 2016. “Why Should I Trust You?” Explaining the Predictions of Any Classifier. In *Proceedings of the 22nd ACM SIGKDD International Conference on Knowledge Discovery and Data Mining - KDD '16*, 1135–1144. <https://doi.org/10.1145/2939672.2939778>
72. Matthew Richardson, Amit Prakash, and Eric Brill. 2006. Beyond PageRank: Machine learning for static ranking. In *Proceedings of the 15th International Conference on World Wide Web*, 707–715. <https://doi.org/10.1145/1135777.1135881>
73. C. Riedl, I. Blohm, J. M. Leimeister, and H. Krcmar. 2010. Rating scales for collective intelligence in innovation communities: Why quick and easy decision making does not get it right. In *Thirty First International Conference on Information Systems*. Retrieved from https://papers.ssrn.com/sol3/papers.cfm?abstract_id=1714524
74. Ramprasaath R. Selvaraju, Michael Cogswell, Abhishek Das, Ramakrishna Vedantam, Devi Parikh, and Dhruv Batra. 2020. Grad-CAM: Visual Explanations from Deep Networks via Gradient-Based Localization. *International Journal of Computer Vision* 128, 2: 336–359. <https://doi.org/10.1007/s11263-019-01228-7>

75. Pararth Shah, Dilek Hakkani-Tür, Gokhan Tür, Abhinav Rastogi, Ankur Bapna, Neha Nayak, and Larry Heck. 2018. Building a conversational agent overnight with dialogue self-play. *arXiv preprint arXiv:1801.04871*.
76. Ben Shneiderman. 2007. CREATIVITY SUPPORT TOOLS: Accelerating Discovery and Innovation. *Communications of the ACM* 50, 12: 20–32. Retrieved from <http://dl.acm.org/citation.cfm?id=1323689>
77. Pao Siangliulue, Kenneth C Arnold, Krzysztof Z Gajos, and Steven P Dow. 2015. Toward Collaborative Ideation at Scale-Leveraging Ideas from Others to Generate More Creative and Diverse Ideas. In *CSCW*. <https://doi.org/10.1145/2675133.2675239>
78. Pao Siangliulue, Joel Chan, Steven P Dow, and Krzysztof Z Gajos. 2016. IdeaHound: Improving Large-scale Collaborative Ideation with Crowd-Powered Real-time Semantic Modeling. In *UIST 2016 - Proceedings of the 29th Annual Symposium on User Interface Software and Technology* (UIST '16), 609–624. <https://doi.org/10.1145/2984511.2984578>
79. Steven M. Smith. 2010. The Constraining Effects of Initial Ideas. In *Group Creativity: Innovation through Collaboration*. <https://doi.org/10.1093/acprof:oso/9780195147308.003.0002>
80. Robert Speer, Joshua Chin, and Catherine Havasi. 2017. Conceptnet 5.5: An open multilingual graph of general knowledge. In *Proceedings of the Thirty-First AAAI Conference on Artificial Intelligence (AAAI-17)*, 4444–4451. Retrieved from <https://www.aaai.org/ocs/index.php/AAAI/AAAI17/paper/viewPaper/14972>
81. Mukund Sundararajan, Ankur Taly, and Qiqi Yan. 2017. Axiomatic attribution for deep networks. In *34th International Conference on Machine Learning, ICML 2017*, 5109–5118. <https://doi.org/10.5555/3305890.3306024>
82. Chun Hua Tsai, Yue You, Xinning Gui, Yubo Kou, and John M. Carroll. 2021. Exploring and promoting diagnostic transparency and explainability in online symptom checkers. In *CHI '21*. <https://doi.org/10.1145/3411764.3445101>
83. Joe Tullio, Anind K. Dey, Jason Chalecki, and James Fogarty. 2007. How it works: a field study of non-technical users interacting with an intelligent system. In *CHI 2007*, 31–40. <https://doi.org/10.1145/1240624.1240630>
84. Kurt Vanlehn, Randolph M Jones, Michelene T H Chi, Kurt Vanlehn, Randolph M Jones, and Michelene T H Chi. 2016. A Model of the Self-Explanation Effect A Model of the Self-Explanation Effect. *Journal of the Learning Sciences* 8406, December: 1–59. Retrieved from http://www.tandfonline.com/doi/abs/10.1207/s15327809jls0201_1
85. Ashish Vaswani, Noam Shazeer, Niki Parmar, Jakob Uszkoreit, Llion Jones, Aidan N. Gomez, Lukasz Kaiser, and Illia Polosukhin. 2017. Attention Is All You Need. In *NIPS 2017*. <https://doi.org/10.1109/2943.974352>
86. Roelof A J de Vries, Khiet P Truong, Sigrid Kwint, Constance H C Drossaert, and Vanessa Evers. 2016. Crowd-Designed Motivation: Motivational Messages for Exercise Adherence Based on Behavior Change Theory Roelof. In *CHI 2016*, 297–308. <https://doi.org/10.1145/2858036.2858229>
87. Danding Wang, Qian Yang, Ashraf Abdul, and Brian Y Lim. 2019. Designing Theory-Driven User-Centric Explainable AI. In *CHI '19*. <https://doi.org/10.1145/3290605.3300831>
88. Kai Wang and Jeffrey V. Nickerson. 2017. A literature review on individual creativity support systems. *Computers in Human Behavior* 74: 139–151. <https://doi.org/10.1016/j.chb.2017.04.035>
89. Xinru Wang and Ming Yin. 2021. Are Explanations Helpful? A Comparative Study of the Effects of Explanations in AI-Assisted Decision-Making. In *IUI '21*, 318–328. <https://doi.org/10.1145/3397481.3450650>
90. Jingjing Xu, Xuancheng Ren, Junyang Lin, and Xu Sun. 2018. DP-GAN: Diversity-Promoting Generative Adversarial Network for Generating Informative and Diversified Text. *arXiv*. Retrieved from <http://arxiv.org/abs/1802.01345>
91. Kexin Bella Yang, Tomohiro Nagashima, Junhui Yao, Joseph Jay Williams, Kenneth Holstein, and Vincent Aleven. 2021. Can Crowds Customize Instructional Materials with Minimal Expert Guidance? Exploring Teacher-guided Crowdsourcing for Improving Hints in an AI-based Tutor. *Proceedings of the ACM on Human-Computer Interaction* 5, CSCW1: 1–24. <https://doi.org/10.1145/3449193>
92. Yu-Chun Grace Yen, Steven P Dow, Elizabeth Gerber, and Brian P Bailey. 2017. Listen to Others, Listen to Yourself: Combining Feedback Review and Reflection to Improve Iterative Design. In *Proceedings of the 2017 ACM SIGCHI Conference on Creativity and Cognition*, 158–170. <https://doi.org/10.1145/3059454.3059468>

93. Lixiu Yu and Jeffrey V. Nickerson. 2011. Cooks or cobblers? Crowd Creativity through Combination. In *CHI 2011*, 1393–1402. <https://doi.org/10.1145/1978942.1979147>
94. Wencan Zhang and Brian Y. Lim. 2022. Towards Relatable Explainable AI with the Perceptual Process. In *CHI '22*. <https://doi.org/10.1145/3491102.3501826>

A APPENDIX

A.1 Example training data for Quality (Motivation) machine learning model

Table 4: Example messages from [26] with varying motivation ratings.

Message	Motivation Rating (−3 to 3)	Highly Motivating?
Walking outside in nature can help rejuvenate your mind while toning your body at the same time!	2.60	High
Push yourself, don't wreck yourself. Set some steady goals, and work your way up!	2.00	High
Even small amounts of exercise can help you become healthy. You don't need to dedicate 2 hours a day to become healthier!	1.75	High
Your dog would love to go on a walk with you each day!	1.00	Low
Switch off an air conditioner while working out. Let the sweat out, and burn some calories.	0.00	Low
Athletes are healthy because they train every day. You will feel much healthier if you exercise too!	−0.17	Low

A.2 Questionnaire Interfaces for User Studies

A.2.1 Summative Ideation User Study

Screenshots for survey in the Feedback Condition SAXC, containing all explanation types. Other conditions will have fewer instructions and questions.

Task Description

You will write **4 messages (2 sessions x 2 messages)** to encourage others to **exercise and be more physically active**.

Please follow these guidelines:

- Messages should be concise: 1 to 3 sentences long and less than 30 words
- You will be provided an automatic prompt for inspiration. Please try to use it, but you do not have to if it would not produce a motivating and grammatically correct message
- You will have 3 attempts to improve each of your messages. You may receive feedback for each attempt.
- Please do not consult online sources and write messages yourself to the best of your ability
- Please check your grammar and spelling. Poor writing or repeated answers may be rejected.

We will provide tutorials for each session before you write the message.

Figure 14: Introduction.

Which of the following words is MOST related to "moody"?

- ☐ distant
- ☐ stable
- ☐ fantastic
- ☐ emotional

Which of the following words is MOST related to "persevere"?

- ☐ persist
- ☐ tame
- ☐ forgetful
- ☐ lucky

Which of the following words is MOST related to "distracted"?

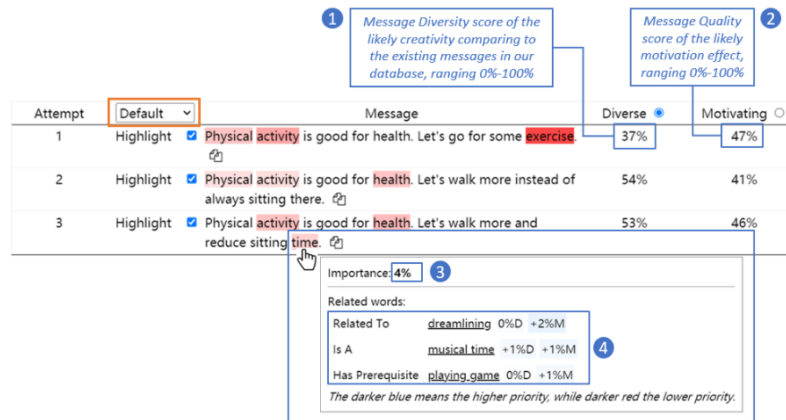
- ☐ thoughtful
- ☐ unfocused
- ☐ generous
- ☐ beautiful

Which of the following words is MOST related to "sympathy"?

- ☐ compassion
- ☐ sociable
- ☐ truthful
- ☐ honest

Figure 15: Screening questions on word association to assess English language skills.

Default Mode

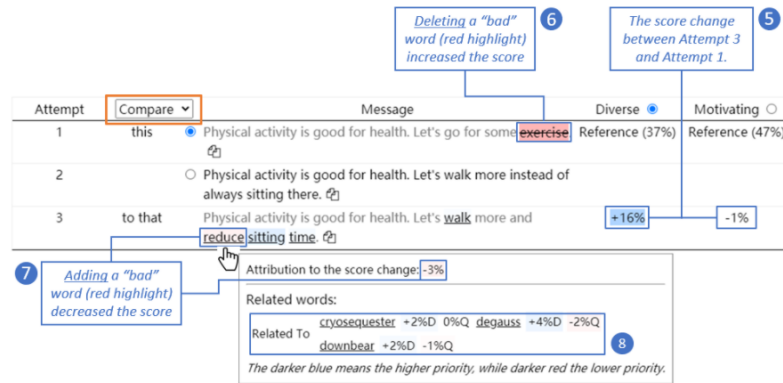


The figure above shows an example of a user's 3 attempts for his message with the inspirational phrase "physical activity benefit". He used the feedback information to improve his message. Now let's see the 4 types of feedback in the **Default** mode:

1. The **Diversity Score** The **Diversity Score** given by comparing responses already within the database seeing how diverse the response given is, with a range from 0%-100%. The higher the better.
2. The **Motivating Score** given to provide show the motivation effect, procured by an earlier study to determine the quality of a response, with a range from 0%-100%. The higher the better, higher than 50% being the minimum goal.
3. The **color highlight** and the corresponding **Importance score** (shown on mouseover) of the 3 words contributing the least to the Diversity Score or Motivating Score of the message, according to which score is selected in the radio button. The higher the Importance score is, the large increase you may gain by revising this word. So you should first consider revising one or some of these words to increase the scores.
4. The **suggested words/phrases** for your inspiration with estimated effect. The scores mean the potential contribution to the Divers score and Motivating score when using the suggestion. The suggestion with higher scores is preferred according to a computer program, but you need to check if they really fit your message.

Figure 16: Tutorial on Scores, Attribution and Counterfactual explanations.

Compare Mode



In the **Compare** mode, we also provide some feedback about the attempts:

5. The Compare mode shows the **score change between attempts**
6. **Color highlight** of the Partial Score (show up on mouseover) representing the contribution of the **deleted** text in prior version to the change of the Diversity/Motivating score
7. **Color highlight** of the Partial Score (show up on mouseover) representing the contribution of the **added** text in the latest version to the change of the Diversity/Quality score
8. The **suggested words/phrases** (show up on mouseover) with estimated score change of the message, for each of the edited word with negative contribution (eg, "reduce"), to inspire you for revision

Figure 17: The tutorial of introducing the Contrastive explanations (i.e., color highlights and attribution to score changes) between attempts and Counterfactual explanations (i.e., suggested related words and potential contribution scores).

1. What should you do with the provided inspirational phrase (eg, "physical activity benefit" in the example above)?

- a. I must include the phrase in my sentence
- b. I don't need to care about it
- c. I should use it for inspiration as much as possible

2. What is the trend in the attempts' Diverse scores?

Attempt	Default	Message	Diverse	Motivating
1	Highlight	<input checked="" type="checkbox"/> Yoga is a good form of warm up before you start your exercise.	53%	45%
2	Highlight	<input checked="" type="checkbox"/> Yoga is a good form of warm up before you start your workout, like dancing.	54%	50%
3	Highlight	<input checked="" type="checkbox"/> Yoga is great for warming up your body before you start your workout, like dancing.	56%	48%

- a. Increase
- b. Decrease
- c. No trend
- d. Not enough information

3. What does the diversity score indicate?

- a. The creativity of the message compared to other responses
- b. How factual the message is?
- c. The range of words used
- d. None of the above

Figure 18: Screening Quiz.

4a. What is the optimal priority order for revision to improve the Diverse score?

Importance: 4%					
Attempt	Message	Diverse	Motivating		
1	Highlight <input checked="" type="checkbox"/> Yoga is a good form of warm up before you start your exercise .	53%	45%		
Importance: 8%		Importance: 6%			

a. good, form, exercise

b. exercise, form, good

c. exercise, warm, start

4b. Why are the three words highlighted?

Attempt	Message	Diverse	Motivating		
1	Highlight <input checked="" type="checkbox"/> Yoga is a good form of warm up before you start your exercise.	53%	45%		

a. to show the revision priority for increasing the Diverse score

b. to show the revision priority for increasing the Motivating score

c. both

5. According to the estimated effect, which word from the suggestions would you use in your message?

Importance: 9%

You could replace this word/phrase with one of the following alternatives.

Related To outboard +1%D +2%Q camp +1%D +1%Q

At Location plant +1%D +1%Q

The darker blue means the higher priority, while darker red the lower priority.

a. Outboard

b. Plant

c. Camp

d. None of the above

Figure 18 (Continued): Screening Quiz.

6. Deleting which word from the first attempt increased the score of the second attempt?

Attribution to the score change: +1%		Attribution to the score change: -3%	
Attempt	Compare	Message	
1	this	Exercising can be in the form of aggressive play such as boxing or wrestling	Diverse <input checked="" type="radio"/> Motivating <input type="radio"/>
2	to that	Exercising can be in the form of competitive performance such as boxing or wrestling	Reference (56%) Reference (40%)

- a. Play
- b. Competitive
- c. Aggressive
- d. Performance

7. What does the change from Default mode to Compare mode do?

- a. Gives suggestions to improve scores
- b. Indicates how diverse a response is
- c. Shows the change in scores between attempts
- d. Indicates the quality of a response

Figure 18 (Continued): Screening Quiz.

Do you agree or disagree that it is more important to improve the Motivating score than the Diverse score

Motivating
much
more
important

Motivating
more
important

Motivating
somewhat
more
important

Both
equally
important

Diverse
somewhat
more
important

Diverse
more
important

Diverse
much
more
important

Do you agree or disagree that your **message** is

	Strongly Disagree	Disagree	Neither	Agree	Strongly Agree
Motivating	<input type="radio"/>	<input type="radio"/>	<input type="radio"/>	<input type="radio"/>	<input type="radio"/>
Creative	<input type="radio"/>	<input type="radio"/>	<input type="radio"/>	<input type="radio"/>	<input type="radio"/>

Figure 19: Questions to rate priority on Motivation or Creativity.

Do you agree or disagree that the **prompt** is

	Strongly Disagree	Disagree	Neither	Agree	Strongly Agree
Helpful for inspiration	<input type="radio"/>	<input type="radio"/>	<input type="radio"/>	<input type="radio"/>	<input type="radio"/>
Easy to understand	<input type="radio"/>	<input type="radio"/>	<input type="radio"/>	<input type="radio"/>	<input type="radio"/>
Easy to use in my message	<input type="radio"/>	<input type="radio"/>	<input type="radio"/>	<input type="radio"/>	<input type="radio"/>

Do you agree or disagree that the **Diverse score** is

...

Do you agree or disagree that the **Motivating score** is

	Strongly Disagree	Disagree	Neither	Agree	Strongly Agree
Helpful for my iterations	<input type="radio"/>	<input type="radio"/>	<input type="radio"/>	<input type="radio"/>	<input type="radio"/>
Easy to understand	<input type="radio"/>	<input type="radio"/>	<input type="radio"/>	<input type="radio"/>	<input type="radio"/>
Easy to use for my iterations	<input type="radio"/>	<input type="radio"/>	<input type="radio"/>	<input type="radio"/>	<input type="radio"/>

Do you agree or disagree that the **color highlights (Importance scores)** are

...

Do you agree or disagree that the **suggested words/phrases** are

...

Do you agree or disagree that the **comparison (between 2 attempts) color highlights** are

	Strongly Disagree	Disagree	Neither	Agree	Strongly Agree
Helpful for my iterations	<input type="radio"/>	<input type="radio"/>	<input type="radio"/>	<input type="radio"/>	<input type="radio"/>
Easy to understand	<input type="radio"/>	<input type="radio"/>	<input type="radio"/>	<input type="radio"/>	<input type="radio"/>
Easy to use for my iterations	<input type="radio"/>	<input type="radio"/>	<input type="radio"/>	<input type="radio"/>	<input type="radio"/>

Figure 20: Questions on perceived helpfulness, ease of understanding, and ease of use regarding Feedback Features. Ellipses (...) notation indicate the same matrix of radio buttons, used for brevity.

A.2.2 Ideation Quality Validation User Study

Rating messages to encourage exercise:

Hello! Thank you for your interest in our study.

We'd like you to **rate 25 messages intended to encourage physical activity**. You will also be asked for **written feedback on two of the 25 messages**.

The survey should take less than **10 minutes**, and your responses will be anonymous.

Figure 21: Introduction.

For the message below:

"Give yourself some a realistic plan! Take gradual steps and do what you can during each workout!"

How **motivating or demotivating** do you personally find this message?

Very Demotivating	Demotivating	Somewhat Demotivating	Neither	Somewhat Motivating	Motivating	Very Motivating
-------------------	--------------	-----------------------	---------	---------------------	------------	-----------------

How **informative or uninformative** do you personally find this message?

Very Uninformative	Uninformative	Somewhat Uninformative	Neither	Somewhat Informative	Informative	Very Informative
--------------------	---------------	------------------------	---------	----------------------	-------------	------------------

How **helpful or unhelpful** do you personally find this message?

Very Unhelpful	Unhelpful	Somewhat Unhelpful	Neither	Somewhat Helpful	Helpful	Very Helpful
----------------	-----------	--------------------	---------	------------------	---------	--------------

Given the message is intended to encourage physical activity, **what do you think is effective or ineffective** about the message?

[You will only be asked for written feedback on two of the 25 messages you rate. Please take time to consider your answer and write out your thoughts in full.]

Figure 22: Questions to rate qualities of Motivatingness, Informativeness, and Helpfulness. Rationale was collected as attention checks.

A.2.3 Ideation Diversity Validation User Study

Compare messages of encouraging exercise:

Hello! Thank you for your interest in our study.

We'd like you to **compare 28 message-pairs intended to encourage physical activity**.

The survey should take about **30 minutes**, and your responses will be anonymous.

Figure 23: Introduction.

Please read these 3 pairs of messages:

Message pair 1 :

1. Go and seize the day!
2. Get a friend to set you an exercise goal.

Message pair 2 :

1. Exercise in the gym and lose weight!
2. A good way to lose weight is to exercise in the gym!

Message pair 3 :

1. You can do it. Come on!
2. Try taking your dog for a quick walk.

Which pair of messages are most similar to each other?

Message pair 1

Message pair 2

Message pair 3

Figure 24: Screening quiz questions on message pair dissimilarity perception.

A.3 Linear Mixed Models and Statistical Analysis Results

Table 5: Statistical analysis for Ideation User Study of perceived ratings due to Feedback Feature as fixed effect and Participant as random effect in linear mixed effects models. *n.s.* means not significant at $p > .01$. $p > F$ is the significance level of the fixed effect ANOVA. R^2 is the model's coefficient of determination to indicate goodness of fit.

Response	Linear Effects Model (Participant random effect)	$p > F$	R^2
Usefulness	Feedback Feature	$<.0001$.487
Ease of use	Feedback Feature	<i>n.s.</i>	.480
Understandability	Feedback Feature	$<.0001$.471

Table 6: Statistical analysis for Ideation User Study of responses due to Feedback Condition, Prompt, and Score Increases as fixed effects and Participant as random effect in linear mixed effects models. $p>F$ is the significance level of the fixed effect ANOVA. R^2 is the model's coefficient of determination to indicate goodness of fit.

Response	Linear Effects Model (Participant random effect)	$p>F$	R^2
Ideation Time Effort log(Task Time 1) / log(Task Time 3)	Feedback Condition + Prompt	.0117 <i>n.s.</i>	.586
Quality Score Increase (Best – Iteration 1)	Feedback Condition + Prompt + Diversity Score Increase	.0361 <i>n.s.</i> <.0001	.384
Diversity Score Increase (Best – Iteration 1)	Feedback Condition + Prompt + Quality Score Increase	<i>n.s.</i> <i>n.s.</i> <.0001	.398

Table 7: Statistical analysis for Ideation User Study of computational diversity metrics due to Feedback Condition as fixed effect and Participant as random effect in linear mixed effects models. $P>F$ is the significance level of the fixed effect ANOVA. R^2 is the model's coefficient of determination to indicate goodness of fit.

Response	Linear Effects Model (Participant random effect)	$p>F$	R^2
Ideation Dispersion (MST Mean of Edge Weights)	Feedback Condition	<.0001	.405
Ideation Disparity (Mean Pairwise Distance)	Feedback Condition	<.0001	.360

Table 8: Statistical analysis for Ideation Quality Validation User study of responses due to Feedback Condition as fixed effects and Participant and Ideation as random effects in linear mixed effects models. $p>F$ is the significance level of the fixed effect ANOVA. R^2 is the model's coefficient of determination to indicate goodness of fit.

Response	Linear Effects Model (Participant, Ideation random effect)	$p>F$	R^2
Motivatingness Rating	Feedback Condition	<i>n.s.</i>	.292
Informativeness Rating	Feedback Condition	<i>n.s.</i>	.298
Helpfulness Rating	Feedback Condition	<i>n.s.</i>	.324

Table 9: Statistical analysis for Ideation Diversity Validation User study of responses due to Feedback Condition, Trial Index (sequence number of pair trial), # Rationales Considered (how thoughtful participant was) and an interaction as fixed effects, and Participant as random effect in a linear mixed effects model. $p>F$ is the significance level of the fixed effect ANOVA. R^2 is the model's coefficient of determination to indicate goodness of fit.

Response	Linear Effects Model (Participant random effect)	$p>F$	R^2
Pairwise Dissimilarity Rating	Feedback Condition +	<.0001	.371
	Trial Index +	.0128	
	# Rationales Considered	<i>n.s.</i>	
	# Rationales Considered × Feedback Condition	<i>n.s.</i>	