

Non-reciprocal wave propagation in space-time modulated media*

Habib Ammari[†] Jinghao Cao[†] Erik Orvehed Hiltunen[‡]

Abstract

We prove the possibility of achieving non-reciprocal wave propagation in space-time modulated media and give an asymptotic analysis of the non-reciprocity property in terms of the amplitude of the time-modulation. Such modulation causes a folding of the band structure of the material, which may induce degenerate points. By breaking time-reversal symmetry, we show that these degeneracies may open into non-symmetric, unidirectional band gaps. Finally, we illustrate our results by several numerical simulations.

Mathematics Subject Classification (MSC2000): 35J05, 35C20, 35P20, 74J20

Keywords: non-reciprocal wave propagation, unidirectional wave, subwavelength quasifrequency, time-modulation, space-time modulated medium, metamaterial, band gap structure

1 Introduction

The control and manipulation of wave-matter interactions at subwavelength scales has received considerable attention over the past decade [24, 27, 28, 45]. Moreover, the potential for using artificially structured metamaterials has shown considerable promise [2, 21, 29]. Here, *subwavelength* means that the length-scale of the system is considerably smaller than the operating wavelength. Subwavelength metamaterials can be achieved by having a locally resonant microstructure. In other words, the material is composed of building-blocks which themselves are subwavelength resonators [8, 40, 46, 47].

As reviewed in [2], *high-contrast* resonators are a natural choice of resonators when designing subwavelength metamaterials. Here, the subwavelength nature stems from a high material contrast between the constituting materials of the structure. Such structures can be used to achieve a variety of effects [1, 3–9, 12]. Of particular importance for us are systems of time dependent high-contrast resonators. In [10], such systems are studied and a mathematical foundation that explains some effects found in time-modulated systems for waves in the subwavelength frequency regime is provided.

In the past, significant progress has been achieved in the field of classical waves by making use of analogies with electronic systems [17, 18]. For instance, the idea of a band gap material, a system with a spatially varying and periodic material parameters, was motivated by the well-known physics of electronic Bloch states; the scattering of waves in periodic media presents

*This work was supported in part by the Swiss National Science Foundation grant number 200021–200307.

[†]Department of Mathematics, ETH Zürich, Rämistrasse 101, CH-8092 Zurich, Switzerland (habib.ammari@math.ethz.ch, jinghao.cao@sam.math.ethz.ch).

[‡]Department of Mathematics, Yale University, 51 Prospect Street, New Haven CT 06511, USA (erik.hiltunen@yale.edu).

the same formal solutions as those for the scattering of electrons in periodic potentials. More recently, the field of topological insulators in condensed matter physics has been teeming with intriguing and very exciting discoveries. Notably, the capacity of guiding currents towards specific directions according to the spin of the travelling electrons has a great potential for electronic devices [15, 19].

Several attempts to transpose this phenomenon to classical waves at subwavelength regimes, unveiling the pseudo-spin locking of guided waves have been made; see, for instance, [20, 30, 31, 35, 36, 41, 42]. In order to replicate spin effects from quantum systems, time-reversal symmetry should be broken. However, classical (nondissipative) systems are invariant under time reversal because their dynamics are governed by the wave equation, which, unlike the Schrödinger equation, is second order in time.

Reciprocity is an expression of time-reversal symmetry. It is a fundamental principle in wave physics, requiring that the response of a transmission channel is symmetric when source and observation points are interchanged. It is of major significance because it poses fundamental constraints on the way we process acoustic, elastic and electromagnetic signals [39]. Recent trends for subwavelength devices and technological advances in the realization of efficient time-modulated systems have recently brought time-modulated non-reciprocal devices to the spotlight. Over the past decade, non-reciprocity based on time modulation has gained significant attention for different physical systems, such as in acoustics, mechanics, and optics [39].

In this paper, we discuss the most fundamental mechanisms of non-reciprocity in metamaterials based on time modulation. By using lattices of spatiotemporally modulated subwavelength resonators where time-reversal symmetry is broken, we prove the unidirectional excitation of waves guided at subwavelength scales. In the presence of only spatial modulation, the time-reversal symmetry is not broken and consequently the band functions are symmetric for opposite directions. Breaking time-reversal symmetry, we show that time-modulation may open degenerate points of the folded band structure into non-symmetric band gaps; opposite propagation directions are subject to distinct band gaps. If the excitation frequency falls inside the band gap for only one propagation direction, wave transmission is then prohibited in this direction but not in the opposite one, leading to non-reciprocal transmission properties.

Our results in this paper use the fundamental fact that phase-shifted (“rotation like”) time-modulations of subwavelength resonators can provide a kind of “artificial spin”. They show that unidirectional guiding phenomenon is not particular to quantum systems, as conjectured in the seminal papers [22, 34]. Such artificial spin cannot be achieved in systems of one or two resonators. In fact, we show that non-reciprocity requires at least three resonators inside one unit cell of the material.

This paper is organized as follows. In Section 2, we define the problem of reciprocity and discuss the Floquet-Bloch theory which is essential to solve ordinary differential equations with periodic coefficients. In Section 3, we discuss conditions in the time-modulation which preserve the property of reciprocity. Section 4 is devoted to the asymptotic analysis of the non-reciprocity in terms of the amplitude of the modulation. In Section 5, we numerically simulate non-reciprocity properties in a variety of structures. The paper ends with some concluding remarks in Section 6.

2 Problem formulation and preliminary theory

In this section, we define the problem of reciprocity. Moreover, we introduce the Floquet-Bloch theory to apply to the problem. This subsection follows closely the introductory theory provided in [10].

2.1 Resonator structure and wave equation

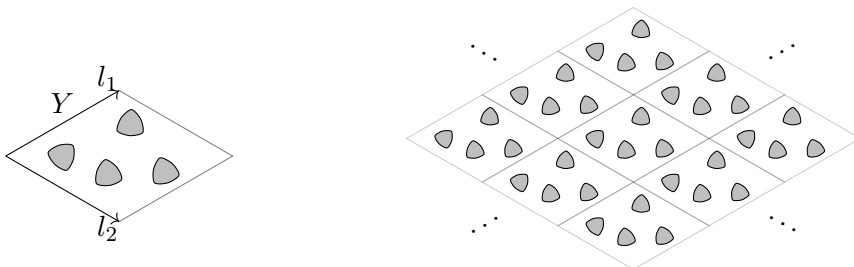
We consider the wave equation in structures with time-modulated materials. Such wave equation can be used to model acoustic and polarized electromagnetic waves. The time dependent material parameters are given by $\rho(x, t)$ and $\kappa(x, t)$. In acoustics, ρ and κ represent the density and the bulk modulus of the materials. We study the time-dependent wave equation in dimension $d = 2, 3$:

$$\left(\frac{\partial}{\partial t} \frac{1}{\kappa(x, t)} \frac{\partial}{\partial t} - \nabla \cdot \frac{1}{\rho(x, t)} \nabla \right) u(x, t) = 0, \quad x \in \mathbb{R}^d, t \in \mathbb{R}. \quad (2.1)$$

Furthermore, we assume a fully periodic resonator structure with a lattice $\Lambda \subset \mathbb{R}^d$ and unit cell $Y \subset \mathbb{R}^d$. Each unit cell contains a system of N resonators $D \Subset Y$. D is constituted by N disjoint domains D_i for $i = 1, \dots, N$, each D_i being connected and having boundary of Hölder class $\partial D_i \in C^{1,s}$, $0 < s < 1$. Denote \mathcal{C}_i and \mathcal{C} the periodically repeated i^{th} resonators and the full crystal:

$$\mathcal{C}_i = \bigcup_{m \in \Lambda} D_i + m, \quad \mathcal{C} = \bigcup_{m \in \Lambda} D + m.$$

We let Λ^* to be the dual lattice and define the (space-) Brillouin zone Y^* as the torus $Y^* := \mathbb{R}^d / \Lambda^*$.



(a) Unit cell Y containing $N = 4$ resonators.

(b) Infinite, periodic system with unit cell Y and lattice Λ .

Figure 1: Illustrations of the unit cell and the periodic system of resonators.

For the purpose of this paper, we apply time-modulation to the interior of the resonators, while the surrounding material is constant in t . We let

$$\kappa(x, t) = \begin{cases} \kappa_0, & x \in \mathbb{R}^d \setminus \overline{\mathcal{C}} \\ \kappa_r \kappa_i(t), & x \in \mathcal{C}_i \end{cases}, \quad \rho(x, t) = \begin{cases} \rho_0, & x \in \mathbb{R}^d \setminus \overline{\mathcal{C}} \\ \rho_r \rho_i(t), & x \in \mathcal{C}_i \end{cases}, \quad (2.2)$$

for $i = 1, \dots, N$. Here, ρ_0 , κ_0 , ρ_r , and κ_r are positive constants. The functions $\rho_i(t) \in C^0(\mathbb{R})$ and $\kappa_i(t) \in C^1(\mathbb{R})$ describe the modulation inside the i^{th} resonator \mathcal{C}_i . We assume that each of ρ_i, κ_i is periodic with period T .

We define the contrast parameter δ as

$$\delta := \frac{\rho_r}{\rho_0}.$$

In (2.1), we have the transmission conditions at $x \in \partial D_i$

$$\delta \frac{\partial u}{\partial \nu} \Big|_+ - \frac{1}{\rho_i(t)} \frac{\partial u}{\partial \nu} \Big|_- = 0, \quad x \in \partial D_i, t \in \mathbb{R},$$

where $\partial/\partial\nu$ is the outward normal derivative at ∂D_i and $|_{+,-}$ denote the limits from outside and inside D_i , respectively

In order to achieve subwavelength resonances we assume that $\delta \ll 1$ and consider the regime where the modulation frequency

$$\Omega := \frac{2\pi}{T} = O(\delta^{1/2}).$$

We also assume that $d\kappa_i/dt = O(\delta^{1/2})$ for $i = 1, \dots, N$.

Note that in the static case where there is no modulation of the material parameters (i.e., when $\rho_i(t) = \kappa_i(t) = 1$ for all i), the system of N subwavelength resonators has N *subwavelength frequencies* of order of $O(\delta^{1/2})$. We refer the reader to [2] for the details.

2.2 Floquet-Bloch theory

Let $A(t)$ be a T -periodic $N \times N$ complex matrix function and consider the ordinary differential equation (ODE):

$$\frac{dx}{dt}(t) = A(t)x(t). \quad (2.3)$$

Recall that the fundamental solution matrix of (2.3) is a $N \times N$ matrix with linear independent column vectors, which solves (2.3). The following theorem is classical.

Theorem 2.1. (*Floquet's theorem*) Denote $X(t)$ the matrix-valued fundamental solution with initial value $X(0) = \text{Id}$, where Id is the identity matrix. There exists a constant matrix F and a T -periodic matrix function $P(t)$ such that

$$X(t) = P(t)e^{Ft}. \quad (2.4)$$

For each eigenvalue $\lambda := e^{i\omega}$ of e^F , there is a Bloch solution $x(t)$ which is ω -quasiperiodic, i.e.,

$$x(t+T) = e^{i\omega T}x(t).$$

Observe that ω is defined modulo Ω . Therefore, we define the time-Brillouin zone as $Y_t^* := \mathbb{C}/(\Omega\mathbb{Z})$.

Remark 2.2. In some literatures, e.g. [43], $e^{i\omega T}$ is called a characteristic multiplier. We refer to ω as a quasifrequency, while $i\omega$ is a Floquet exponent.

If A is time-independent, the solution to (2.3) can be written as $x(t) = e^{At}x(0)$. The Floquet exponents are then given by the eigenvalues of A . Since the Floquet exponent is defined modulo $i\Omega$, we need the following definition.

Definition 2.3 (Folding number). Let ω_A be the imaginary part of an eigenvalue of the time independent matrix A , we can uniquely write $\omega_A = \omega_0 + m\Omega$, where $\omega_0 \in [-\Omega/2, \Omega/2)$. The integer m is called the folding number.

Applying the Floquet transform to the wave equation (2.1) in x and seeking quasiperiodic solutions in t , we obtain the differential problem

$$\begin{cases} \left(\frac{\partial}{\partial t} \frac{1}{\kappa(x,t)} \frac{\partial}{\partial t} - \nabla \cdot \frac{1}{\rho(x,t)} \nabla \right) u(x,t) = 0, \\ u(x,t)e^{-i\alpha \cdot x} \text{ is } \Lambda\text{-periodic in } x, \\ u(x,t)e^{-i\omega t} \text{ is } T\text{-periodic in } t. \end{cases} \quad (2.5)$$

For a given $\alpha \in Y^*$, we seek $\omega \in Y_t^*$ such that there is a non-zero solution u to (2.5).

Definition 2.4. Quasifrequencies as a function of α , i.e., $\alpha \mapsto \omega(\alpha)$ is called a band function. All band functions together constitute the band structure, or dispersion relationship, of the material.

The quasiperiodicity (or quasimomentum) α corresponds to the direction of wave propagation, and we therefore introduce the following definition.

Definition 2.5. Waves propagate reciprocally if for every $\alpha \in Y^*$, the set of quasifrequencies of (2.5) at α coincides with the set of quasifrequencies at $-\alpha$. The reciprocal equation associated with (2.5) defined with $\alpha \in Y^*$ is that with $-\alpha$.

The purpose of this paper is to investigate under which time-modulation conditions the reciprocity of waves can be broken, and to give an asymptotic analysis of the reciprocity property in terms of the amplitude of the modulation.

2.3 Layer-potential theory and the capacitance matrix

We first define the α -quasiperiodic Green's function $G^{\alpha,k}(x, y)$ as the solution of the following equation:

$$\Delta_x G^{\alpha,k}(x, y) + k^2 G^{\alpha,k}(x, y) = \sum_{n \in \Lambda} \delta(x - n) e^{i\alpha \cdot n}.$$

It can be shown that if $k \neq |\alpha + q|$ for all $q \in \Lambda^*$, then $G^{\alpha,k}$ is given by

$$G^{\alpha,k}(x, y) = \frac{1}{|Y|} \sum_{q \in \Lambda^*} \frac{e^{i(\alpha+q) \cdot (x-y)}}{k^2 - |\alpha + q|^2},$$

where $|Y|$ denotes the volume of Y ; see, for instance, [7, 13].

Let $D \subset \mathbb{R}^d$ be as in Section 2.1. We define the quasiperiodic single layer potential $\mathcal{S}_D^{\alpha,k} : L^2(\partial D) \rightarrow H_{\text{loc}}^1(\mathbb{R}^d)$ by

$$\mathcal{S}_D^{\alpha,k}[\phi](x) := \int_{\partial D} G^{\alpha,k}(x, y) \phi(y) d\sigma(y), \quad x \in \mathbb{R}^d.$$

Here, the space $H_{\text{loc}}^1(\mathbb{R}^d)$ consists of functions that are square integrable and with a square integrable weak first derivative on every compact subset of \mathbb{R}^d . Taking the trace on ∂D , it is well-known that $\mathcal{S}_D^{\alpha,0} : L^2(\partial D) \rightarrow H^1(\partial D)$ is invertible if $\alpha \neq 0$ [7]. For low frequencies, i.e., as $k \rightarrow 0$, we have the asymptotic expansion (see, for instance, [7])

$$\mathcal{S}_D^{\alpha,k} = \mathcal{S}_D^{\alpha,0} + O(k^2), \quad (2.6)$$

valid uniformly for $|\alpha| > c > 0$.

Definition 2.6 (Capacitance matrix). For $\alpha \neq 0$, the basis functions ψ_i^α and the capacitance coefficients C_{ij}^α are defined as

$$\psi_i^\alpha = \left(\mathcal{S}_D^{\alpha,0} \right)^{-1} [\chi_{\partial D_i}], \quad C_{ij}^\alpha = - \int_{\partial D_i} \psi_j^\alpha d\sigma, \quad (2.7)$$

for $i, j = 1, \dots, N$, where $\chi_{\partial D_i}$ is the characteristic function of ∂D_i . The capacitance matrix C^α is defined as the matrix $C^\alpha = (C_{ij}^\alpha)$.

As we shall see, the capacitance matrix provides, to leading order, an asymptotic approximation of the equation (2.5) as $\delta \rightarrow 0$. The following results hold.

Lemma 2.7 ([2]). *The capacitance matrix C^α is Hermitian.*

Lemma 2.8. *For all $\alpha \in Y^*$, we have $C^{-\alpha} = \overline{C^\alpha} = (C^\alpha)^\top$, where the superscript \top denotes the transpose.*

Proof. The identity follows from the fact that $G^{-\alpha,k} = \overline{G^{\alpha,k}}$. □

2.4 Time-modulated subwavelength resonators

We seek solutions to (2.5) with modulations given by (2.2). Since $e^{-i\omega t}u(x, t)$ is a T -periodic function of t , we can write its Fourier series as

$$u(x, t) = e^{i\omega t} \sum_{n=-\infty}^{\infty} v_n(x) e^{in\Omega t}.$$

In the frequency domain, we then have from (2.5) the following equation, for $n \in \mathbb{Z}$:

$$\begin{cases} \Delta v_n + \frac{\rho_0(\omega + n\Omega)^2}{\kappa_0} v_n = 0 & \text{in } Y \setminus \overline{D}, \\ \Delta v_{i,n}^* + \frac{\rho_r(\omega + n\Omega)^2}{\kappa_r} v_{i,n}^{**} = 0 & \text{in } D_i, \\ v_n|_+ - v_n|_- = 0 & \text{on } \partial D, \\ \delta \frac{\partial v_n}{\partial \nu} \Big|_+ - \frac{\partial v_{i,n}^*}{\partial \nu} \Big|_- = 0 & \text{on } \partial D_i, \\ v_n(x) e^{i\alpha \cdot x} \text{ is } \Lambda\text{-periodic in } x. \end{cases} \quad (2.8)$$

Here, $v_{i,n}^*(x)$ and $v_{i,n}^{**}(x)$ are defined through the convolutions

$$v_{i,n}^*(x) = \sum_{m=-\infty}^{\infty} r_{i,m} v_{n-m}(x), \quad v_{i,n}^{**}(x) = \frac{1}{\omega + n\Omega} \sum_{m=-\infty}^{\infty} k_{i,m}(\omega + (n-m)\Omega) v_{n-m}(x),$$

where $r_{i,m}$ and $k_{i,m}$ are the Fourier series coefficients of $1/\rho_i$ and $1/\kappa_i$, respectively:

$$\frac{1}{\rho_i(t)} = \sum_{n=-\infty}^{\infty} r_{i,n} e^{in\Omega t}, \quad \frac{1}{\kappa_i(t)} = \sum_{n=-\infty}^{\infty} k_{i,n} e^{in\Omega t}.$$

We can assume that the solution is normalized as $\|v_0\|_{H^1(Y)} = 1$. Since u is continuously differentiable in t , we then have as $n \rightarrow \infty$,

$$\|v_n\|_{H^1(Y)} = o\left(\frac{1}{n}\right). \quad (2.9)$$

We will consider the case when the modulation of ρ and κ consist of a finite Fourier series with a large number of nonzero Fourier coefficients:

$$\frac{1}{\rho_i(t)} = \sum_{n=-M}^M r_{i,n} e^{in\Omega t}, \quad \frac{1}{\kappa_i(t)} = \sum_{n=-M}^M k_{i,n} e^{in\Omega t},$$

for some $M \in \mathbb{N}$ satisfying

$$M = O\left(\delta^{-\gamma/2}\right),$$

for some $0 < \gamma < 1$. We seek subwavelength quasifrequencies ω of the wave equation (2.5) in the sense of the following definition introduced in [10].

Definition 2.9 (Subwavelength quasifrequency). A quasifrequency $\omega = \omega(\delta) \in Y_t^*$ of (2.5) is said to be a *subwavelength quasifrequency* if there is a corresponding Bloch solution $u(x, t)$, depending continuously on δ , which can be written as

$$u(x, t) = e^{i\omega t} \sum_{n=-\infty}^{\infty} v_n(x) e^{in\Omega t},$$

where

$$\omega \rightarrow 0 \text{ and } M\Omega \rightarrow 0 \text{ as } \delta \rightarrow 0,$$

for some integer-valued function $M = M(\delta)$ such that, as $\delta \rightarrow 0$, we have

$$\sum_{n=-\infty}^{\infty} \|v_n\|_{L^2(Y)} = \sum_{n=-M}^M \|v_n\|_{L^2(Y)} + o(1).$$

In particular, we assume that the subwavelength quasifrequency ω and the frequency of modulation Ω have the same order:

$$\omega = O(\delta^{1/2}).$$

The following is a capacitance matrix characterization of the band structure of time-dependent periodic systems of subwavelength resonators.

Theorem 2.10 ([10]). *As $\delta \rightarrow 0$, the subwavelength quasifrequencies of the wave equation (2.5) are, to leading order, given by the quasifrequencies of the system of ODEs:*

$$\frac{d^2\phi}{dt^2}(t) + M^\alpha(t)\phi(t) = 0, \quad (2.10)$$

where M^α is the matrix defined as

$$M^\alpha(t) = \frac{\delta\kappa_r}{\rho_r}W_1(t)C^\alpha W_2(t) + W_3(t)$$

with W_1, W_2 and W_3 being the diagonal matrices with diagonal entries

$$(W_1)_{ii} = \frac{\sqrt{\kappa_i}\rho_i}{|D_i|}, \quad (W_2)_{ii} = \frac{\sqrt{\kappa_i}}{\rho_i}, \quad (W_3)_{ii} = \frac{\sqrt{\kappa_i}}{2} \frac{d}{dt} \frac{d\kappa_i/dt}{\kappa_i^{3/2}}.$$

Remark 2.11. Theorem 2.10 provides an asymptotic approximation, namely (2.10), of the original wave equation (2.5), valid in the high-contrast regime $\delta \rightarrow 0$. In the following, we shall only consider reciprocity of the approximating equation (2.10). If we can prove that (2.10) has broken reciprocity, it follows that equation (2.5) has broken reciprocity for small enough δ .

3 Preservation of the reciprocity property despite time-modulations

In this section, we give some sufficient time-modulation conditions for the preservation of the reciprocity property.

3.1 Reciprocity preserved when $N = 1, 2$

We first prove that if the number of resonators in the unit cell is one or two then the reciprocity of (2.10) is preserved.

Theorem 3.1. *If the number of resonators in the unit cell are less than 3 (i.e., $N = 1, 2$), then the reciprocity of (2.10) is always preserved.*

Proof. For $N = 1$, $C^\alpha = C^{-\alpha} \in \mathbb{R}$. Hence the quasifrequencies are given by exactly the same equations. For $N = 2$, we consider the general form of $M^\alpha(t)$ as in (2.10):

$$M^\alpha(t) = kW_1C^\alpha W_2 + W_3,$$

where k is a real number and W_1, W_2 and W_3 are diagonal. In view of Lemma 2.7, we write the capacitance matrix as

$$C^\alpha = \begin{pmatrix} a & c \\ \bar{c} & b \end{pmatrix},$$

where $a, b \in \mathbb{R}$, and let

$$S = \begin{pmatrix} \frac{(\bar{c})^2}{|c|^2} & 0 \\ 0 & 1 \end{pmatrix}, \quad S^{-1} = S^* = \begin{pmatrix} \frac{(c)^2}{|c|^2} & 0 \\ 0 & 1 \end{pmatrix}.$$

From Lemma 2.8, we have

$$SC^\alpha(t)S^* = \begin{pmatrix} \frac{(\bar{c})^2}{|c|^2} & 0 \\ 0 & 1 \end{pmatrix} \begin{pmatrix} a & c \\ \bar{c} & b \end{pmatrix} \begin{pmatrix} \frac{(c)^2}{|c|^2} & 0 \\ 0 & 1 \end{pmatrix} = \begin{pmatrix} a & \bar{c} \\ c & b \end{pmatrix} = C^{-\alpha}.$$

Since diagonal matrices commute with each other, we have $SM^\alpha S^* = M^{-\alpha}$. As S is time independent, we obtain that

$$M^{-\alpha} \phi = \frac{d\phi}{dt} \iff SM^\alpha S^* \phi = \frac{d\phi}{dt} \iff M^\alpha(S^* \phi) = \frac{d(S^* \phi)}{dt}.$$

This means that ϕ is a solution to (2.10) with $\alpha \in Y^*$ if and only if $S\phi$ is that with $-\alpha$, having the same quasifrequency. \square

3.2 Time-reversal symmetry preserves reciprocity

When there are more than two resonators inside the unit cell, the reciprocity can be broken, as seen in the next section. Nevertheless, under the condition of time reversal symmetry, one can prove that the reciprocity is always preserved.

Proposition 3.2. *If ν is a quasifrequency to the equation $M^\alpha(t)\phi(t) + (d^2\phi/dt^2)(t) = 0$, then $-\bar{\nu}$ is a quasifrequency to the equation $M^{-\alpha}(t)\phi(t) + (d^2\phi/dt^2)(t) = 0$. In particular, the real parts of the quasifrequency of the two equations differ in parity and the imaginary parts are the same.*

Proof. Let ν be a quasifrequency associated with $M^\alpha(t)\phi(t) + (d^2\phi/dt^2)(t) = 0$. This means that there is a solution ϕ to this system of ODEs such that $\phi(t+T) = e^{i\nu T} \phi(t)$. Since $M^\alpha(t) = \overline{M^{-\alpha}(t)}$, $\overline{\phi(t)}$ is then a solution to $M^{-\alpha}(t)\phi(t) + (d^2\phi/dt^2)(t) = 0$, having the quasifrequency $\overline{e^{i\nu T}} = e^{-i\bar{\nu}T}$. \square

Remark 3.3. By Proposition 3.2, for the purpose of reciprocity, we should compare the real parts of the quasifrequencies associated with α and $-\alpha$.

Theorem 3.4. *Let $t_0 \in \mathbb{R}$ denote some initial time. If the time-modulation is time reversal symmetric, i.e., $M^\alpha(t) = M^\alpha(t_0 - t)$ for all time $t \in \mathbb{R}$, then the reciprocity of (2.10) is preserved. In particular, without time-modulation, reciprocity of (2.10) is always preserved.*

Proof. Pick a solution ϕ to (2.10) associated to the quasifrequency ν , and define $\psi(t) = \overline{\phi(t_0 - t)}$. Then ψ is ν -quasiperiodic. Moreover, since $M^\alpha(t)\phi(t) + (d^2\phi/dt^2)(t) = 0$ we find that ψ satisfies

$$\overline{M^\alpha(t_0 - t)}\psi(t) + \frac{d^2\psi}{dt^2}(t) = 0.$$

Since $\overline{M^\alpha(t_0 - t)} = M^{-\alpha}(t)$, we conclude that ψ solves the reciprocal equation corresponding to the same quasifrequencies. We conclude that the sets of quasifrequencies at α and at $-\alpha$ coincide. \square

Remark 3.5. The statements and arguments of both Proposition 3.2 and Theorem 3.4 easily generalize to the wave equation (2.5).

Corollary 3.6. *Let \mathcal{R} denote the diagonal matrix $\text{diag}(\rho_1, \dots, \rho_N)$. If κ_i is constant for all i , while \mathcal{R} and C^α commute, then the reciprocity property is preserved.*

Proof. Under the above assumption, $M^\alpha(t) = KC^\alpha$, where K is some constant matrix and C^α is the capacitance matrix. By Theorem 3.4, the reciprocity is preserved. \square

4 Asymptotic analysis of the non-reciprocity property

When $N \geq 3$, reciprocity can be broken with time-modulation in $\rho(t)$ and $\kappa(t)$. In this section, in order to describe this non-reciprocity, we study the case of weak time-modulation where M^α is the sum of a constant matrix and a small periodic perturbation. In other words, we assume that $M^\alpha(t)$ is an analytic function of ε at $\varepsilon = 0$ and can be written as

$$M^\alpha(t) = M_0^\alpha + \varepsilon M_1^\alpha(t) + \dots + \varepsilon^n M_n^\alpha(t) + \dots,$$

where $\varepsilon > 0$ is some small parameter describing the amplitude of the time-modulation and M_0^α corresponds to the unmodulated case. Moreover, we assume that the above series converges for $|\varepsilon| < r_0$, where r_0 is independent of t . This holds true since the modulations in ρ and κ are with finite Fourier coefficients.

To tackle the problem of non-reciprocity, we will use the asymptotic Floquet analysis developed in [11], which is a combination of perturbation analysis and Floquet theory; see also [43]. Starting with the second-order ODE (2.10), we can rewrite it into

$$\frac{dy}{dt}(t) = \tilde{A}(t)y(t), \quad \tilde{A} = \begin{pmatrix} 0 & \text{Id} \\ -M^\alpha(t) & 0 \end{pmatrix}. \quad (4.1)$$

We aim to give an asymptotic analysis of the quasifrequencies associated with α and $-\alpha$ in terms of ε . By Floquet theory as in Section 2.2, we have $X(T) = e^{FT}$ so that the Floquet exponents are given by the eigenvalues of F . Our asymptotic analysis amounts to explicitly expand the Floquet matrix F , and then to apply eigenvalue perturbation theory to compute the quasifrequencies.

As an illustrative example, we will often consider the case where κ is constant and ρ is given by

$$\rho_i(t) = \frac{1}{1 + \varepsilon \cos(\Omega t + \phi_i)}, \quad i = 1, \dots, N, \quad (4.2)$$

where Ω is the frequency of the modulation and ϕ_i is a phase shift between the resonators.

4.1 Floquet matrix elements

In this section, we describe the asymptotic Floquet analysis in a general setting. We consider the perturbed system of linear ODEs:

$$\frac{dy}{dt}(t) = A_\varepsilon(t)y(t), \quad (4.3)$$

and assume that the T -periodic continuous matrix $A_\varepsilon(t)$ is an analytic function of ε at $\varepsilon = 0$ and has the following expansion:

$$A_\varepsilon(t) = A_0 + \varepsilon A_1(t) + \varepsilon^2 A_2(t) + \dots + \varepsilon^n A_n(t) + \dots, \quad (4.4)$$

as $\varepsilon \rightarrow 0$. By Floquet's theorem (Theorem 2.4), the fundamental solution of (4.3) can be written as

$$X_\varepsilon(t) = P_\varepsilon(t)e^{F_\varepsilon t}, \quad (4.5)$$

where $P_\varepsilon(t)$ is T -periodic with $P_\varepsilon(0) = \text{Id}$ and F_ε is constant in time. Crucially, we assume that

- (i) A_0 is constant in time and diagonal;
- (ii) F_0 has no distinct eigenvalues which are congruent modulo $\frac{2\pi i}{T}$;
- (iii) the series in (4.4) is convergent for $|\varepsilon| < r_0$, where r_0 is independent of t .

Under these assumptions, it follows from [43] that the matrices P_ε and F_ε are analytic functions of ε at $\varepsilon = 0$ and therefore, they can be expanded as follows:

$$P_\varepsilon(t) = P_0(t) + \varepsilon P_1(t) + \varepsilon^2 P_2(t) + \dots \quad \text{and} \quad F_\varepsilon = F_0 + \varepsilon F_1 + \varepsilon^2 F_2 + \dots \quad (4.6)$$

By inserting (4.5) into (4.3), we derive the following systems of ODEs:

$$\begin{cases} \frac{dP_0}{dt}(t) = A_0 P_0(t) - P_0(t) F_0, \\ \frac{dP_n}{dt}(t) = A_0 P_n(t) - P_n(t) F_0 + \sum_{i=1}^n (A_i(t) P_{n-i}(t) - P_{n-i}(t) F_i) \quad \text{for } n \geq 1, \end{cases} \quad (4.7)$$

with the initial conditions $P_0(0) = \text{Id}$ and $P_n(0) = 0$ if $n \geq 1$.

We remark that both A_0 and F_0 correspond to the unperturbed band functions (i.e., those associated with the unmodulated periodic system $\varepsilon = 0$). Nevertheless, in order to satisfy assumption (ii) above, we choose F_0 so that all eigenvalues are inside the first Brillouin zone. In other words, $\text{Im}(\sigma(F_0)) \subset [-\Omega/2, \Omega/2)$, where $\sigma(F_0)$ denotes the set of eigenvalues of F_0 (for further intuition on this folding, we refer to Figure 2). Since F_0 is defined modulo $\frac{2\pi i}{T}$, such choice is always possible, and is described in the following result [11].

Lemma 4.1. $A_0 - F_0$ takes the diagonal form $\frac{2\pi i}{T} \text{diag}(m_1, m_2, \dots, m_N)$, where m_i is the folding number of $(A_0)_{ii}$ as in Definition 2.3.

We now vectorize (4.7) by first vectorizing P_0 in the basis $\{E_{kj}\}_{\{k,j=1,\dots,N\}}$, where the kj -th entry E_{kj} is 1 and 0 otherwise. We denote the vectorized quantity by $\text{vect}(P_0) = p_0$ with

$$p_0(0) = \text{vect}(\text{Id}) = \sum_{k=1}^N e_{(k-1)N+k},$$

where $e_{(k-1)N+k}$ is an $N^2 \times 1$ vector with the $((k-1)N+k)$ -th entry being 1 and 0 otherwise. Equation (4.7) reads

$$\begin{cases} \frac{dp_0}{dt}(t) = (1 \otimes A_0 - F_0 \otimes 1)p_0, \\ \frac{dp_n}{dt}(t) = (1 \otimes A_0 - F_0 \otimes 1)p_n + \sum_{i=1}^n (1 \otimes A_i - F_i^\top \otimes 1)p_{n-1} \quad \text{for } n \geq 1. \end{cases} \quad (4.8)$$

Here, we have used the following tensor notation:

$$1 \otimes A = \begin{pmatrix} A & & \\ & A & \\ & & \ddots \\ & & & A \end{pmatrix}, \quad B \otimes 1 = \begin{pmatrix} B_{NN} \text{Id} & \dots & B_{1N} \text{Id} \\ \vdots & \ddots & \vdots \\ B_{N1} \text{Id} & \dots & B_{NN} \text{Id} \end{pmatrix}.$$

The following result holds.

Lemma 4.2. *We have the following expansion for p_0 :*

$$p_0 = \sum_{k=1}^N \exp(i\Omega m_k t) e_{(k-1)N+k}. \quad (4.9)$$

Proof. Firstly, we write

$$1 \otimes A_0 - F_0 \otimes 1 = \begin{pmatrix} A_0 & & & \\ & A_0 & & \\ & & \ddots & \\ & & & A_0 \end{pmatrix} - \begin{pmatrix} (F_0)_{11} \text{Id} & & & \\ & (F_0)_{22} \text{Id} & & \\ & & \ddots & \\ & & & (F_0)_{NN} \text{Id} \end{pmatrix}.$$

We have

$$\begin{aligned} p_0 &= \exp((1 \otimes A_0 - F_0 \otimes 1)t) \sum_{k=1}^N e_{(k-1)N+k} \\ &= \sum_{k=1}^N \exp((A_0 - F_0)_{kk}t) e_{(k-1)N+k} \\ &= \sum_{k=1}^N \exp(i\Omega m_k t) e_{(k-1)N+k}. \quad \square \end{aligned}$$

Furthermore, from (4.7) for $n = 1$, it follows that

$$\begin{aligned} \frac{dp_1}{dt}(t) &= (1 \otimes A_0 - F_0 \otimes 1)p_1 + (1 \otimes A_1 - F_1^\top \otimes 1)p_0 \\ &= (1 \otimes A_0 - F_0 \otimes 1)p_1 + (1 \otimes A_1 - F_1^\top \otimes 1) \sum_{k=1}^N \exp(i\Omega m_k t) e_{(k-1)N+k}. \end{aligned} \quad (4.10)$$

We insert the following Fourier series expansions:

$$p_1(t) = \sum_{m \in \mathbb{Z}} \exp(i\Omega m t) p_1^{(m)}$$

and

$$A_1(t) = \sum_{m \in \mathbb{Z}} \exp(i\Omega m t) A_1^{(m)}$$

into (4.10) to obtain that

$$\begin{aligned} &\sum_{m \in \mathbb{Z}} i\Omega m \exp(i\Omega m t) p_1^{(m)} \\ &= \sum_{m \in \mathbb{Z}} (1 \otimes A_0 - F_0 \otimes 1) \exp(i\Omega m t) p_1^{(m)} + (1 \otimes A_1 - F_1^\top \otimes 1) \sum_{k=1}^N \exp(i\Omega m_k t) e_{(k-1)N+k}. \end{aligned} \quad (4.11)$$

Then, it follows that

$$\begin{aligned} &\sum_{m \in \mathbb{Z}} (i\Omega m - (1 \otimes A_0 - F_0 \otimes 1)) \exp(i\Omega m t) p_1^{(m)} \\ &= \left(\sum_{m \in \mathbb{Z}} \exp(i\Omega m t) 1 \otimes A_1^{(m)} - F_1^\top \otimes 1 \right) \sum_{k=1}^N \exp(i\Omega m_k t) e_{(k-1)N+k}. \end{aligned} \quad (4.12)$$

By comparing the coefficients in (4.12), we conclude that for $m \in \mathbb{Z}$:

$$(i\Omega m - (1 \otimes A_0 - F_0 \otimes 1))p_1^{(m)} = \sum_{k=1}^N (1 \otimes A_1^{(m-m_k)}) e_{(k-1)N+k} - \sum_{k=1}^N (\delta_{mm_k} F_1^\top \otimes 1) e_{(k-1)N+k}, \quad (4.13)$$

where δ_{mm_k} is the Kronecker symbol.

Lemma 4.3. *For every $j = 1, \dots, N$, we have $(F_1)_{jj} = (A_1^{(0)})_{jj}$.*

Proof. For $j = 1, \dots, N$, we consider (4.13) with $m = m_j$. The $((j-1)N+j)$ -th entry of the left-hand side is 0. Multiplying by $e_{(j-1)N+j}^\top$ gives us the $((j-1)N+j)$ -th entry of the right-hand side as well:

$$\begin{aligned} e_{(j-1)N+j}^\top \left(\sum_{k=1}^N 1 \otimes A_1^{(m_j-m_k)} e_{(k-1)N+k} - \sum_{k=1}^N (\delta_{m_j m_k} F_1^\top \otimes 1) e_{(k-1)N+k} \right) \\ = \sum_{k=1}^N \delta_{jk} \left((A_1^{(m_j-m_k)})_{jk} - (F_1^\top)_{jk} \right). \end{aligned}$$

This means precisely that $(A_1^{(0)})_{jj} = (F_1)_{jj}$. □

Lemma 4.4. *If $(F_0)_{ll} = (F_0)_{jj}$ for some $l \neq j$, then $(F_1)_{jl} = (A_1^{(m_l-m_j)})_{jl}$.*

Proof. Consider the equation (4.13) with $m = m_l$. If $(F_0)_{ll} = (F_0)_{jj}$ for some $l \neq j$, then the $((l-1)N+j)$ -th entry of the left-hand side is 0. Multiplying by $e_{(l-1)N+j}^\top$ gives us the $((l-1)N+j)$ -th entry of the right-hand side as well:

$$\begin{aligned} e_{(l-1)N+j}^\top \left(\sum_{k=1}^N 1 \otimes A_1^{(m_l-m_k)} e_{(k-1)N+k} - \sum_{k=1}^N (\delta_{m_l m_k} F_1^\top \otimes 1) e_{(k-1)N+k} \right) \\ = \sum_{k=1}^N \delta_{jk} (A_1^{(m_l-m_k)})_{lk} - \sum_{k=1}^N \delta_{m_l m_k} (F_1^\top)_{jl} \delta_{kl} \\ = (A_1^{(m_l-m_j)})_{lj} - (F_1)_{lj}. \end{aligned} \quad \square$$

Remark 4.5. Lemma 4.4 does not provide the whole structure of F_1 ; for example, the entry $(F_1)_{lk}$ when $(F_1)_{ll} \neq (F_1)_{kk}$ is not provided. However, we will see that this is sufficient for the computation of the eigenvalue perturbation up to linear order in ε . As we will see, this is sufficient to demonstrate broken reciprocity.

4.2 Asymptotic analysis of quasifrequency perturbations and reciprocity

Assume that $F = F_0 + \varepsilon F_1 + \varepsilon^2 F_2 + \dots$ and F_0 is diagonal with respect to the basis vectors w_1, \dots, w_N .

Definition 4.6 (Degenerate point). Suppose that f_0 is a multiple eigenvalue of F_0 of multiplicity $r \geq 2$. Then f_0 is called a *degenerate point*. If f_0 is simple, then we call it a *non-degenerate point*.

In the remainder of this paper, we will focus on the perturbation of degenerate points. Let f_0 be a degenerate point of multiplicity r and let w_1, \dots, w_r be its associated eigenvectors. Without loss of generality, we assume that $(F_0)_{ii} = f_0$ for $i = 1, \dots, r$, i.e., the diagonal entries of A_0 are permuted to make the first r diagonal entries of F_0 coincide. In this setting, there are standard expansions for the eigenvalue perturbation of f_0 , which we outline in Appendix A.

For the purpose of reciprocity, we only need the upper left $r \times r$ block of F_1 , which is given by Lemmas 4.3 and 4.4, to derive the first order perturbation at degenerate points or eigenvalues of F_0 . The following result gives an asymptotic expansion of the quasifrequencies in terms of ε .

Theorem 4.7. *Let f_0 be a degenerate point with multiplicity r . Then F has associated eigenvalues given by*

$$f_0 + \varepsilon f_i + O(\varepsilon^2),$$

where f_i , for $i = 1, \dots, r$, are the eigenvalues of the $r \times r$ upper-left block of F_1 , whose entries are given by

$$(F_1)_{lk} = \left(A_1^{(m_l - m_k)} \right)_{lk} \text{ for } l, k = 1, \dots, r, \quad (4.14)$$

where m_l and m_k denote the folding numbers of the l -th and k -th eigenvalues of A_0 .

Proof. Formula (4.14) follows from Lemmas 4.3 and 4.4 together with (A.6). \square

Typically, it is sufficient to consider degenerate points of order $r = 2$. Moreover, it is natural to assume that A_1 has no constant part; i.e., $A_1^{(0)} = 0$. In this setting, the ε -perturbations are given by the eigenvalues of the matrix

$$\begin{pmatrix} 0 & (F_1)_{12} \\ (F_1)_{21} & 0 \end{pmatrix}. \quad (4.15)$$

Thus, the eigenvalues f of F associated with f_0 are given by

$$f = f_0 \pm \varepsilon \sqrt{(F_1)_{12}(F_1)_{21}} + O(\varepsilon^2). \quad (4.16)$$

Example 4.8. Consider the same setting as the one in Section 2.4. Let κ_i be constant and let $N = 3$. Define the time-modulation of ρ_i , for $i = 1, 2, 3$, by (4.2). Then $M^\alpha(t) = K\rho(t)C^\alpha\rho^{-1}(t)$ and K is a constant matrix. A direct computation shows that $M^\alpha(t) = K\tilde{C}^\alpha(t)$, where $\tilde{C}_{ij}^\alpha = C_{ij}^\alpha\rho_i\rho_j^{-1}$, for $i, j = 1, 2, 3$. By expanding \tilde{C}^α , we obtain that

$$\tilde{C}_{ij}^\alpha = C_{ij}^\alpha\rho_i\rho_j^{-1} = C_{ij}^\alpha \left(1 + \varepsilon(-\cos(\Omega t + \phi_i) + \cos(\Omega t + \phi_j)) + O(\varepsilon^2) \right). \quad (4.17)$$

We see that $M^\alpha(t)$ does not have a constant Fourier coefficient in the first ε -order. Therefore, non-degenerate points will depend quadratically on ε , whereas degenerate points will depend linearly on ε .

Example 4.9. Consider the same modulations as before with phase shifts $\phi_1 = 0$, $\phi_2 = \pi/2$ and $\phi_3 = \pi$. Suppose that the modulation frequency Ω is chosen such that the static system has a degenerate point, e.g., as in the case of a one-dimensional lattice with unit cell containing three resonators. The band structure of such structure is depicted in Figure 2, where we have a double degenerate point at $\alpha = \pm 2.23$ with different folding numbers: $m_1 = 0$ and $m_2 = 1$.

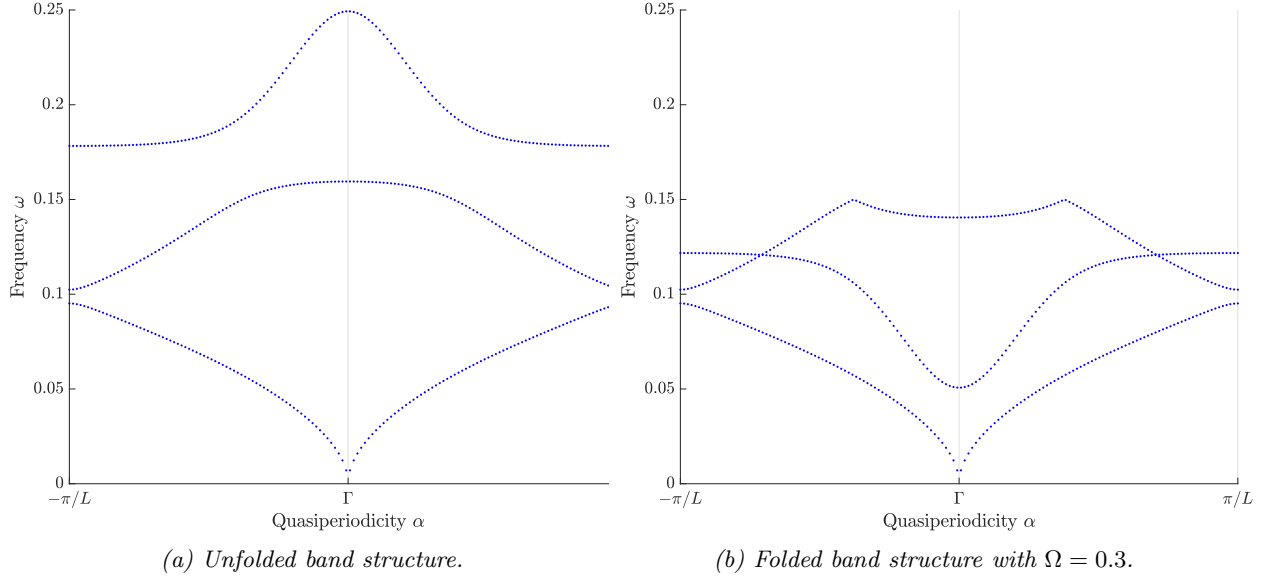


Figure 2: Subwavelength band functions of the one-dimensional lattice of unit cells containing three resonators in the static (i.e., unmodulated) case. In (b) there is a degenerate point around $\alpha = 2.23$.

In Figure 3, we demonstrate the subwavelength band functions of Figure 2 as ε increases from 0. Note that in the absence of time-modulation, the band functions are symmetric for opposite directions. The time-modulation opens non-symmetric band gaps at degenerate points, as a consequence of breaking time-reversal symmetry. If the excitation frequency falls inside the band gap for only one propagation direction, wave transmission is prohibited in this direction but not in the opposite one.

Using formula (4.16), we now seek to verify the observations made in Example 4.9. For the purpose of reciprocity, we would like to determine the values of $p_\alpha := (F_1^\alpha)_{12}(F_1^\alpha)_{21}$ (where we have made the α -dependence of F_1 explicit) and verify that $p_\alpha \neq p_{-\alpha}$. Recall the system of $2N$ linear ODEs given in (4.1):

$$\frac{dy}{dt}(t) = \tilde{A}(t)y(t),$$

with $\tilde{A} = \tilde{A}_0 + \varepsilon\tilde{A}_1 + O(\varepsilon^2)$, where

$$\tilde{A}_0 = \begin{pmatrix} 0 & \text{Id} \\ -M_0^\alpha & 0 \end{pmatrix}, \quad \tilde{A}_1 = \begin{pmatrix} 0 & 0 \\ -M_1^\alpha(t) & 0 \end{pmatrix}.$$

We assume that \tilde{A}_0 is diagonalizable and the matrices S and S^{-1} diagonalize \tilde{A}_0 to A_0 :

$$SA_0S^{-1} = \tilde{A}_0.$$

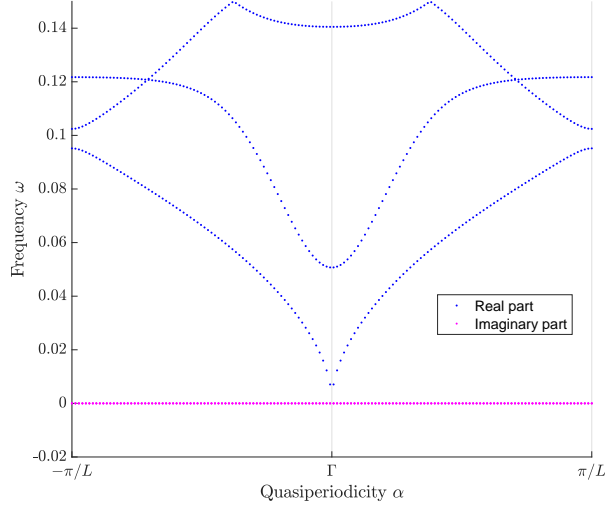
Then we define A_1 in the same way: $A_1 = S\tilde{A}_1S^{-1}$. Let now ω_0 be a 2-fold degenerate point. By Theorem 4.7, we have

$$(F_1)_{12} = (A_1^{(m_1-m_2)})_{12}, \quad (F_1)_{21} = (A_1^{(m_2-m_1)})_{21}.$$

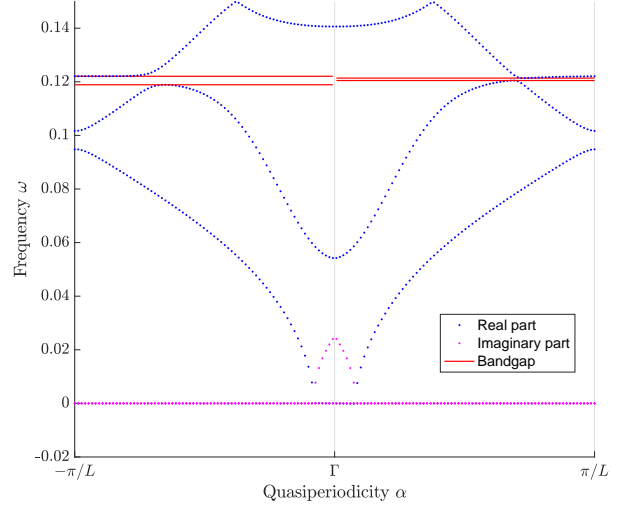
This implies the following result.

Theorem 4.10. *Let $\alpha \in Y^*$, and let ω_0^α be a double degenerate point of $\tilde{A}_{0,\alpha}$ (i.e. with $r = 2$). Then the perturbed eigenvalue ω^α of \tilde{A}_α satisfies $\omega^\alpha = \omega_0^\alpha \pm \varepsilon r_\alpha + O(\varepsilon^2)$, where $r_\alpha := \sqrt{p_\alpha}$ and*

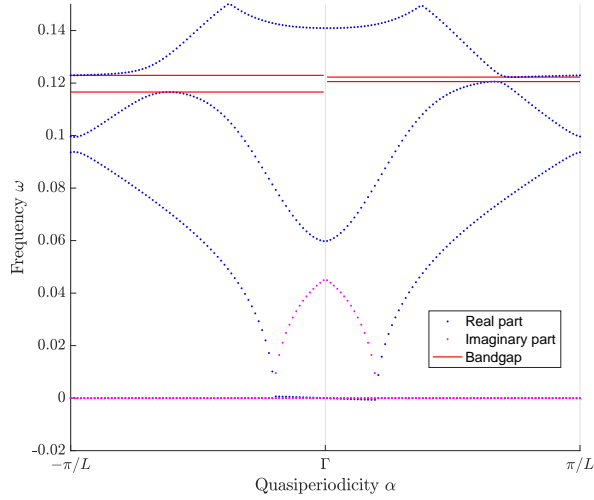
$$p_\alpha = e_1^\top S_\alpha \tilde{A}_{1,\alpha}^{(m_1-m_2)} S_\alpha^{-1} e_2 e_2^\top S_\alpha \tilde{A}_{1,\alpha}^{(m_2-m_1)} S_\alpha^{-1} e_1, \quad (4.18)$$



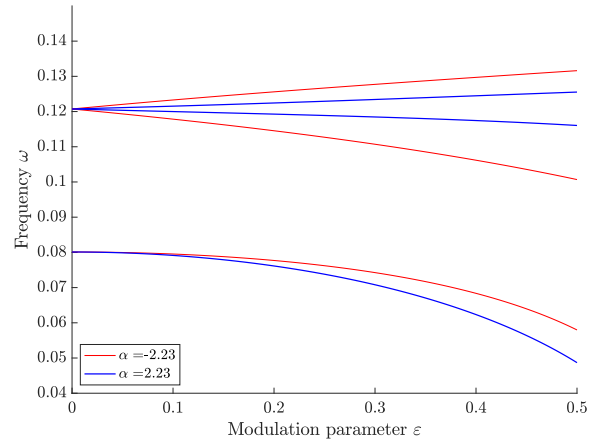
(a) Static ($\varepsilon = 0$) band structure of the one-dimensional lattice of resonators, folded with $\Omega = 0.3$.



(b) Time-modulated ($\varepsilon = 0.1$) band structure of the one-dimensional lattice of resonators, folded with $\Omega = 0.3$.



(c) Time-modulated ($\varepsilon = 0.2$) band structure of the one-dimensional lattice of resonators, folded with $\Omega = 0.3$.



(d) $\Omega = 0.3$, $\alpha = \pm 2.23$ showing perturbations of degenerate points (depending linearly on ε), and non-degenerate points (depending quadratically on ε).

Figure 3: Band structure of one-dimensional trimers ($N = 3$) of subwavelength resonators with time-modulation in ρ . As ε increases from 0, the degenerate points open into asymmetric band gaps, indicated by solid red lines in (b) and (c). Waves with frequencies inside the disjunctive union of these band gaps can only propagate in one direction.

where S_α diagonalizes \tilde{A}_0^α and e_1 and e_2 denote the first and second standard basis vectors in \mathbb{R}^N .

In general, if $N \geq 3$ we have, $r_\alpha \neq r_{-\alpha}$. Consider a one-dimensional lattice with three resonators in the unit cell, i.e., the same setting as in the above example. In this setting, $(M_1^\alpha(t))_{ij} = KC_{ij}^\alpha(\cos(\Omega t + \phi_i) - \cos(\Omega t + \phi_j))$. Here, K is some constant independent of α and t and C^α is the capacitance matrix. Assume that at $\alpha = \alpha_{\text{deg}}$ we have a double degeneracy with folding numbers $m_1 = 0$ and $m_2 = 1$. The computation of p_α as in (4.18) boils down to the -1 and the 1-st Fourier coefficients of $M_1^\alpha(t)$. In Table 1, we present results obtained for the rates of the first order perturbations depending on Ω with phase shifts: $\phi_1 = 0, \phi_2 = \pi/2$ and $\phi_3 = \pi$, computed in two different ways. The first method makes use of the asymptotic formula (4.18) while the second one is an ‘‘exact’’ one and is based on the multipole method developed in [10]. The reciprocity is broken in this setting.

Ω	α_{deg}	r_α	$r_{-\alpha}$
0.2	-2.35	± 0.0165	± 0.0058
0.3	-2.23	± 0.0271	± 0.0075
0.4	-0.32	± 0.0253	± 0.0228

(a) Values computed using the asymptotic formula (4.18).

Ω	α_{deg}	r_α	$r_{-\alpha}$
0.2	-2.35	± 0.0165	± 0.0058
0.3	-2.23	± 0.0270	± 0.0074
0.4	-0.32	± 0.0252	± 0.0227

(b) Values computed using the multipole discretization method.

Table 1: Comparison between the first-order rates r_α of the eigenvalue perturbation, computed using the asymptotic formula (a) and using the multipole discretisation method (b). Here, we simulate the same system of subwavelength resonators as in Figure 3d.

Remark 4.11. In [11], closed-form formulas for the elements of the matrices F_1 and F_2 are derived. Together with the eigenvalue perturbation theory in Appendix A, this allows us to compute higher-order asymptotic expansions of the quasifrequencies. In particular, we emphasize that the perturbation will generically scale as $O(\varepsilon^2)$. Nevertheless, at the degenerate points (which are the starting points for asymmetric band gap opening) the perturbation scales as $O(\varepsilon)$. The different behaviour between degenerate and non-degenerate points is also apparent in Figure 3d.

5 Non-reciprocal transmission in other structures

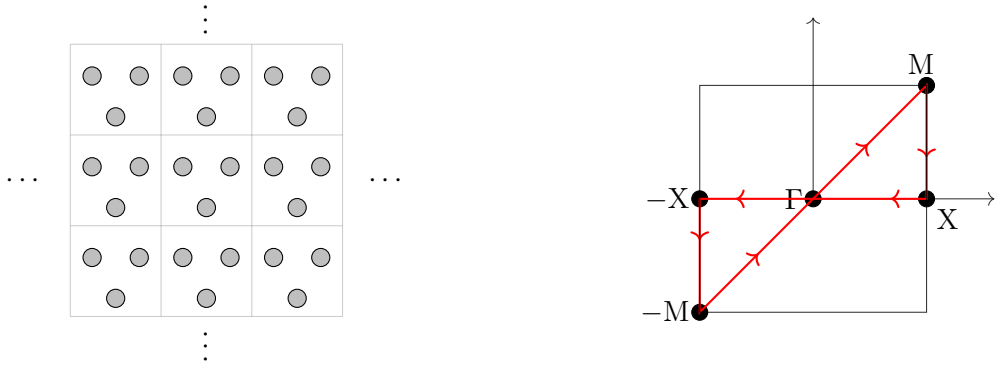
In the previous sections, we have explained the fundamental reasons for the broken reciprocity and analysed the perturbation of the Floquet exponents asymptotically. In this section, we provide numerical examples of other structures with broken reciprocity. The following examples originate from those considered in [10].

5.1 Square lattice

We begin by considering resonators in a 2-dimensional square lattice defined through the lattice vectors

$$l_1 = \begin{pmatrix} 1 \\ 0 \end{pmatrix}, \quad l_2 = \begin{pmatrix} 0 \\ 1 \end{pmatrix}. \quad (5.1)$$

The lattice and the corresponding Brillouin zone are illustrated in Figure 4. The symmetry points in Y^* are given by $\Gamma = (0, 0)$, $M = (\pi, \pi)$ and $X = (\pi, 0)$.

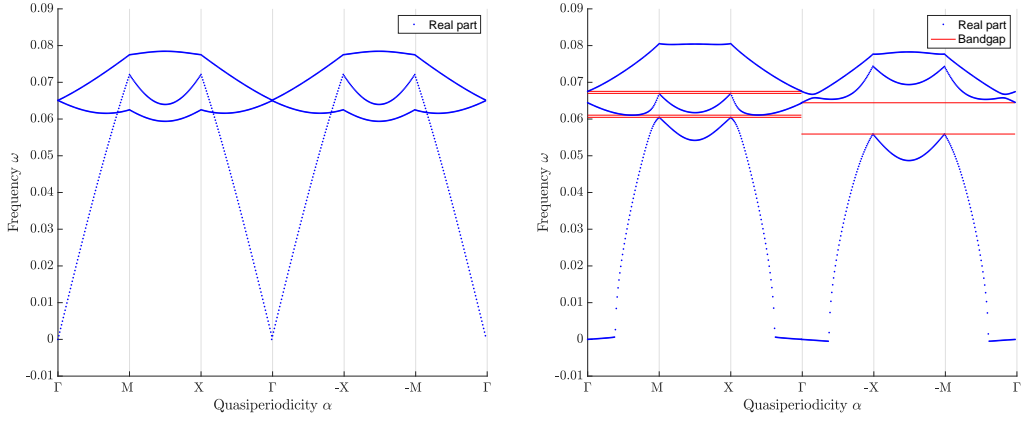


(a) Circular resonators in square lattice.

(b) Brillouin zone and the symmetry points Γ , X and M.

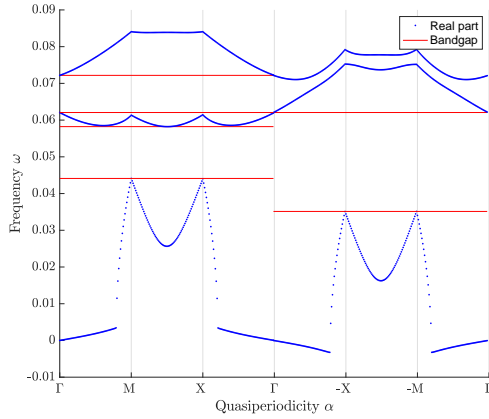
Figure 4: Illustration of the square lattice and the corresponding Brillouin zone. The red path shows the points where the band functions are computed.

In Figure 5, we compute the band structure with modulation frequency $\Omega = 0.2$.



(a) Static case ($\varepsilon = 0$).

(b) Modulated case with $\varepsilon = 0.25$.



(c) Modulated case with $\varepsilon = 0.5$.

Figure 5: Band structure of square lattice with three subwavelength resonators with modulation frequency $\Omega = 0.2$.

5.2 Honeycomb lattice

First, we consider a honeycomb lattice of resonator trimers as illustrated in Figure 6, where the unit cell now contains six resonators D_i respectively centred at c_i , $i = 1, \dots, 6$:

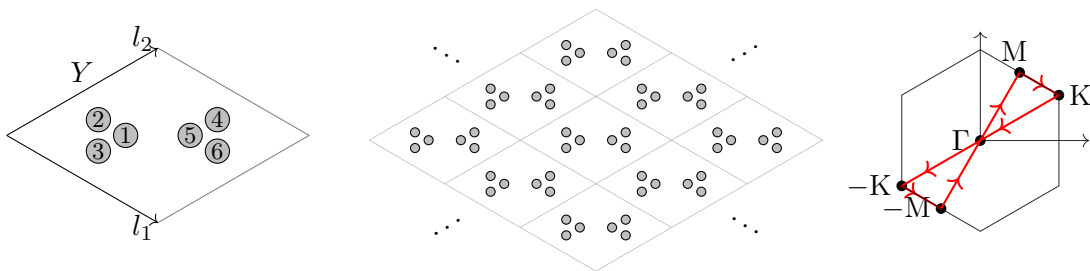
$$c_1 = (1, 0) + 3R(1, 0), \quad c_2 = (1, 0) + 3R\left(\cos\left(\frac{2\pi}{3}\right), \sin\left(\frac{2\pi}{3}\right)\right), \quad c_3 = (1, 0) + 3R\left(\cos\left(\frac{4\pi}{3}\right), \sin\left(\frac{4\pi}{3}\right)\right),$$

$$c_4 = (2, 0) + 3R\left(\cos\left(\frac{\pi}{3}\right), \sin\left(\frac{\pi}{3}\right)\right), \quad c_5 = (2, 0) - 3R(1, 0), \quad c_6 = (2, 0) + 3R\left(\cos\left(\frac{5\pi}{3}\right), \sin\left(\frac{5\pi}{3}\right)\right).$$

We use the modulation given by $\kappa_i(t) = 1$, $i = 1, \dots, 6$ and

$$\rho_1(t) = \rho_4(t) = \frac{1}{1 + \varepsilon \cos(\Omega t)}, \quad \rho_2(t) = \rho_5(t) = \frac{1}{1 + \varepsilon \cos\left(\Omega t + \frac{2\pi}{3}\right)}, \quad \rho_3(t) = \rho_6(t) = \frac{1}{1 + \varepsilon \cos\left(\Omega t + \frac{4\pi}{3}\right)},$$

for $0 \leq \varepsilon < 1$.



(a) Hexagonal lattice unit cell Y containing 6 resonators. (b) Periodic system with trimers in a honeycomb lattice. (c) Brillouin zone and the symmetry points Γ , K and M .

Figure 6: Illustration of the honeycomb lattice and corresponding Brillouin zone. The red path shows the points where the band functions are computed.

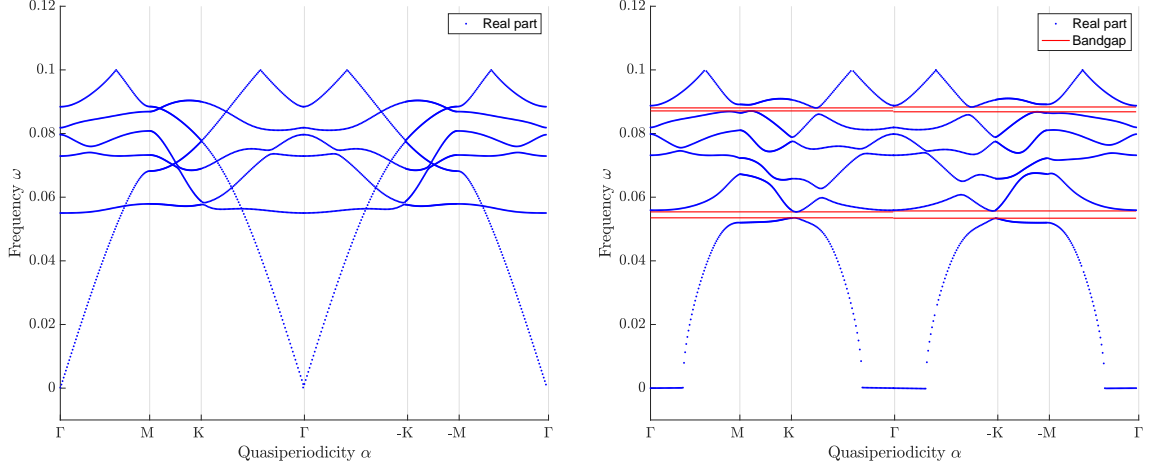
In Figure 7, we compute the band structure with modulation frequency $\Omega = 0.2$. It is worth emphasizing that in this case, the numerical computation shows an even stronger occurrence of non-reciprocity compared with the chain and the square lattice. In fact, the second band gaps in the band structure of the honeycomb lattice are disjoint. Hence, there is a wave which can propagate in one path and not in the other and vice versa. This is not amounted to the first order effect discussed in the previous section. In the first order regime, the band gap opening resulted from ε -perturbation of α is either contained or contains the $-\alpha$ perturbation.

Furthermore, in the unmodulated case (Figure 7a), the band structure of the honeycomb lattice shows a Dirac cone at the symmetry points K and $-K$. By turning on the modulation (Figures 7b and 7c), the Dirac cones open up to local extrema of the band functions. The local extrema are called the valleys [19], or valley degrees of freedom. By breaking reciprocity, we obtain different valleys for K and $-K$.

6 Concluding remarks

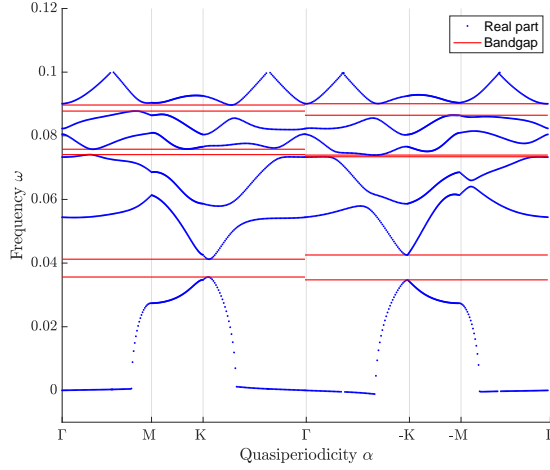
In summary, we have shown both analytically and numerically that time-modulated subwavelength resonators can lead to the emergence of unidirectional wave guiding properties associated with the presence of degenerate points in the band structure of the unmodulated periodic system by breaking time-reversal symmetry. We have also considered honeycomb lattices and illustrated a stronger occurrence of non-reciprocity compared with the cases of a chain and a square lattice.

Our results in this paper can be of immense importance for the mathematical foundation of other non-reciprocal guiding phenomena such as the valley Hall effect [16, 23, 25, 26, 32, 48] and



(a) Static case ($\varepsilon = 0$).

(b) Modulated with $\varepsilon = 0.25$.



(c) Modulated with $\varepsilon = 0.5$.

Figure 7: Band structure of honeycomb lattice with six subwavelength resonators with modulation frequency $\Omega = 0.2$.

the skin effect [33, 44, 49]. The valley Hall effect may occur in truncated honeycomb lattices of time-modulated subwavelength resonators by opening non-reciprocal band gaps at Dirac points [6, 12] while the skin effect may be obtained by opening non-reciprocal band gaps at exceptional points associated with the unmodulated structure [3, 4, 14]. These two challenging topics will be the subject of forthcoming publications.

A Eigenvalue perturbation theory and effective Hamiltonian

Assume that $F = F_0 + \varepsilon F_1 + \varepsilon^2 F_2 + O(\varepsilon^3)$ and F_0 is diagonal with respect to the basis vectors w_1, \dots, w_N . We would like to expand the eigenvalues of F in terms of ε . This is a typical problem in perturbative quantum theory [38]. Similar formulas in quantum mechanical perturbation theory can be found in textbooks such as [37]. The following derivation is reformulated to suit our setting.

We will focus on the perturbation of degenerate points. Let f_0 be a degenerate point of

multiplicity r and let w_1, \dots, w_r be its associated eigenvectors. Without loss of generality, we assume that $(F_0)_{ii} = f_0$ for $i = 1, \dots, r$. We define the projection operator

$$P := \begin{pmatrix} \text{Id}_r & \\ & 0 \end{pmatrix} \quad \text{and let } Q := \text{Id} - P.$$

Here, Id_r is the $r \times r$ identity matrix.

We remark that F_0 commutes with P and Q . Now, we fix an eigenvector $v_0 \in \text{span}\{w_1, \dots, w_n\}$ and expand v and f as follows

$$\begin{aligned} v &= v_0 + \varepsilon v_1 + \varepsilon^2 v_2 + O(\varepsilon^3), \\ f &= f_0 + \varepsilon f_1 + \varepsilon^2 f_2 + O(\varepsilon^3). \end{aligned}$$

We require first that $v_0 = P(v)$, due to the normalization of v . From $Fv = fv$, it follows that up to $O(\varepsilon^2)$

$$\begin{aligned} F_0 v + \varepsilon(F_1 + \varepsilon F_2)v &= fv, \\ QF_0 v + \varepsilon QVv &= fQv, \\ Q(f\text{Id} - F_0)v &= \varepsilon QVv \text{ and} \\ Qv &= \varepsilon((f\text{Id} - F_0)^{-1}Q)Vv, \end{aligned} \tag{A.1}$$

where $V := F_1 + \varepsilon F_2$.

Note that we should treat $((f\text{Id} - F_0)^{-1}Q)$ as $0|_{E_{f_0}} \oplus ((f\text{Id} - F_0)^{-1}Q)|_{E_{f_0}^c}$, where E_{f_0} denotes the eigenspace associated with f_0 and $E_{f_0}^c$ is its complementary. Similarly, we obtain that

$$PF_0 v + \varepsilon PVv = fPv,$$

and therefore,

$$f_0 Pv + \varepsilon PVv = fPv, \tag{A.2}$$

where we have used that $PF_0 v = F_0 Pv = f_0 Pv$. Now, we insert $v = Pv + Qv$ into the second term of the left-hand side of (A.2) and derive from $f_0 Pv + \varepsilon PV(Pv + Qv) = fPv$ the following two identities:

$$\begin{aligned} f_0 Pv + \varepsilon PVPv + \varepsilon PVQv &= fPv \text{ and} \\ f_0 Pv + \varepsilon PVPv + \varepsilon^2 PV((f\text{Id} - F_0)^{-1}Q)Vv &= fPv. \end{aligned} \tag{A.3}$$

For the ε^2 -term, we evaluate the expression at $\varepsilon = 0$:

$$PV((f\text{Id} - F_0)^{-1}Q)Vv|_{\varepsilon=0} = PF_1((f_0\text{Id} - F_0)^{-1}Q)F_1 v_0 := PF_1 G F_1 v_0, \tag{A.4}$$

where $G := (f_0\text{Id} - F_0)^{-1}Q = \text{diag}(0, \dots, 0, (f_0 - \lambda_2)^{-1}, \dots, (f_0 - \lambda_k)^{-1})$ if we assume that $F_0 = \text{diag}(f_0, \dots, f_0, \lambda_2, \dots, \lambda_k)$. Hence, we can write that

$$P(f_0\text{Id} + \varepsilon(F_1 + \varepsilon F_2) + \varepsilon^2(PF_1 G F_1))Pv_0 = fv_0. \tag{A.5}$$

With the so-called effective Hamiltonian:

$$\mathcal{H} := Pf_0 P + \varepsilon PF_1 P + \varepsilon^2 P(F_1 G F_1 + F_2)P, \tag{A.6}$$

we can obtain r perturbed eigenvalues up to order ε^2 , if we know the form of F_1 and F_2 .

References

- [1] H. Ammari and B. Davies. A fully coupled subwavelength resonance approach to filtering auditory signals. *Proc. R. Soc. A*, 475(2228):20190049, 2019.
- [2] H. Ammari, B. Davies, and E. O. Hiltunen. Functional analytic methods for discrete approximations of subwavelength resonator systems, 2021.
- [3] H. Ammari, B. Davies, E. O. Hiltunen, H. Lee, and S. Yu. Exceptional points in parity-time-symmetric subwavelength metamaterials. *arXiv preprint arXiv:2003.07796*, 2020.
- [4] H. Ammari, B. Davies, E. O. Hiltunen, H. Lee, and S. Yu. High-order exceptional points and enhanced sensing in subwavelength resonator arrays. *Studies in Applied Mathematics*, 2020.
- [5] H. Ammari, B. Fitzpatrick, D. Gontier, H. Lee, and H. Zhang. Minnaert resonances for acoustic waves in bubbly media. *Annales de l'Institut Henri Poincaré C, Analyse non linéaire*, 35(7):1975–1998, 2018.
- [6] H. Ammari, B. Fitzpatrick, E. O. Hiltunen, H. Lee, and S. Yu. Honeycomb-lattice minnaert bubbles. *SIAM Journal on Mathematical Analysis*, 52(6):5441–5466, 2020.
- [7] H. Ammari, B. Fitzpatrick, H. Kang, M. Ruiz, S. Yu, and H. Zhang. *Mathematical and Computational Methods in Photonics and Phononics*, volume 235 of *Mathematical Surveys and Monographs*. American Mathematical Society, Providence, 2018.
- [8] H. Ammari, B. Fitzpatrick, H. Lee, S. Yu, and H. Zhang. Subwavelength phononic bandgap opening in bubbly media. *Journal of Differential Equations*, 263(9):5610–5629, 2017.
- [9] H. Ammari, B. Fitzpatrick, H. Lee, S. Yu, and H. Zhang. Double-negative acoustic metamaterials. *Quart. Appl. Math.*, 77(4):767–791, 2019.
- [10] H. Ammari and E. O. Hiltunen. Time-dependent high-contrast subwavelength resonators. *J. Comp. Phys.*, 445:110594, 2021.
- [11] H. Ammari, E. O. Hiltunen, and T. Kosche. Asymptotic floquet theory for first order odes with finite fourier series perturbation and applications in time-modulated metamaterials. *preprint*, 2021.
- [12] H. Ammari, E. O. Hiltunen, and S. Yu. A high-frequency homogenization approach near the dirac points in bubbly honeycomb crystals. *Archive for Rational Mechanics and Analysis*, 238(3):1559–1583, 2020.
- [13] H. Ammari, H. Kang, and H. Lee. *Layer potential techniques in spectral analysis*, volume 153 of *Mathematical Surveys and Monographs*. American Mathematical Society, Providence, 2009.
- [14] E. J. Bergholtz, J. C. Budich, and F. K. Kunst. Exceptional topology of non-hermitian systems. *Rev. Modern Phys.*, 93:015005, 2021.
- [15] M. E. Cage, K. Klitzing, A. Chang, F. Duncan, M. Haldane, R. Laughlin, A. Pruisken, and D. Thouless. *The quantum Hall effect*. Springer, 2012.

- [16] H. Chen, L. Yao, H. Nassar, and G. Huang. Mechanical quantum hall effect in time-modulated elastic materials. *Phys. Rev. Appl.*, 11:044029, 2019.
- [17] G. De Nittis and M. Lein. The schrödinger formalism of electromagnetism and other classical waves –how to make quantum-wave analogies rigorous. *Ann. Physics*, 396:579–617, 2018.
- [18] G. De Nittis and M. Lein. Symmetry classification of topological photonic crystals. *Adv. Theor. Math. Phys.*, 23(6):1467–1531, 2019.
- [19] A. Drouot and M. Weinstein. Edge states and the valley hall effect. *Adv. Math.*, 368:107142, 51 pp., 2008.
- [20] R. Fleury, A. B. Khanikaev, and A. Alù. Floquet topological insulators for sound. *Nature communications*, 7(1):1–11, 2016.
- [21] H. Ge, M. Yang, C. Ma, M.-H. Lu, Y.-F. Chen, N. Fang, and P. Sheng. Breaking the barriers: advances in acoustic functional materials. *National Science Review*, 5:159–182, 2018.
- [22] F. Haldane and S. Raghu. Possible realization of directional optical waveguides in photonic crystals with broken time-reversal symmetry. *Phys. Rev. Lett.*, 100(1):013904, 2008.
- [23] R. Kumar Pal and M. Ruzzene. Edge waves in plates with resonators: an elastic analogue of the quantum valley hall effect. *New J. Phys.*, 19:025001, 2017.
- [24] F. Lemoult, N. Kaina, M. Fink, and G. Lerosey. Soda cans metamaterial: A subwavelength-scaled phononic crystal. *Crystals*, 6(7), 2016.
- [25] M. Li, X. Ni, M. Weiner, A. Alù, and A. B. Khanikaev. Topological phases and nonreciprocal edge states in non-hermitian floquet insulators. *Phys. Rev. B*, 100:045423, 2019.
- [26] J. Liu, Z. Ma, J. Gao, and X. Dai. Quantum valley hall effect, orbital magnetism, and anomalous hall effect in twisted multilayer graphene systems. *Phys. Rev. X*, 9:031021, 2019.
- [27] Z. Liu, C. Chan, and P. Sheng. Analytic model of phononic crystals with local resonances. *Phys. review B*, 71(1):014103, 2005.
- [28] Z. Liu, X. Zhang, Y. Mao, Y. Zhu, Z. Yang, C. Chan, and P. Sheng. Locally resonant sonic materials. *Science*, 289(5485):1734–1736, 2000.
- [29] G. Ma and P. Sheng. Acoustic metamaterials: From local resonances to broad horizons. *Science Advances*, 2(2):e1501595, 2016.
- [30] L. M. Nash, D. Kleckner, A. Read, V. Vitelli, A. M. Turner, and W. T. Irvine. Topological mechanics of gyroscopic metamaterials. *Proceedings of the National Academy of Sciences*, 112(47):14495–14500, 2015.
- [31] H. Nassar, H. Chen, A. Norris, and G. Huang. Quantization of band tilting in modulated phononic crystals. *Physical Review B*, 97(1):014305, 2018.
- [32] J. Noh, S. Huang, K. Chen, and M. Rechtsman. Observation of photonic topological valley hall edge states. *Phys. Rev. Lett.*, 120:063902, 2018.
- [33] N. Okuma, K. Kawabata, K. Shiozaki, and M. Sato. Topological origin of non-hermitian skin effects. *Phys. Rev. Lett.*, 124(8):086801, 7 pp., 086801, 7 pp.

- [34] S. Raghu and F. Haldane. Analogs of quantum-hall-effect edge states in photonic crystals. *Phys. Rev. A*, 78:033834, 2008.
- [35] S. Raghu and F. D. M. Haldane. Analogs of quantum-hall-effect edge states in photonic crystals. *Physical Review A*, 78(3):033834, 2008.
- [36] M. C. Rechtsman, J. M. Zeuner, Y. Plotnik, Y. Lumer, D. Podolsky, F. Dreisow, S. Nolte, M. Segev, and A. Szameit. Photonic floquet topological insulators. *Nature*, 496(7444):196–200, 2013.
- [37] B. Ryan. Lecture notes for quantum mechanics ii. pages 43–52, 2020.
- [38] B. Simon. Large orders and summability of eigenvalue perturbation theory: A mathematical overview. *International Journal of Quantum Chemistry*, 21(1):3–25, 1982.
- [39] D. L. Sounas and A. Alù. Non-reciprocal photonics based on time modulation. *Nature Photonics*, 11:774–783, 2017.
- [40] L. Wang, R.-Y. Zhang, B. Hou, Y. Huang, S. Li, and W. Wen. Subwavelength topological edge states based on localized spoof surface plasmonic metaparticle arrays. *Opt. Express*, 27(10):14407–14422, May 2019.
- [41] J. Wilson, F. Santosa, and P. Martin. Temporally manipulated plasmons on graphene. *SIAM Journal on Applied Mathematics*, 79(3):1051–1074, 2019.
- [42] J. Wilson, F. Santosa, M. Min, and T. Low. Temporal control of graphene plasmons. *Physical Review B*, 98(8):081411, 2018.
- [43] V. Yakubovich and V. Starzhinskii. *Linear differential equations with periodic coefficients*, volume 1,2. John Wiley & Sons, 1975.
- [44] S. Yao and Z. Wang. Edge states and topological invariants of non-hermitian systems. *Phys. Rev. Lett.*, 121:086803, 2018.
- [45] S. Yves, R. Fleury, T. Berthelot, M. Fink, F. Lemoult, and G. Lerosey. Crystalline metamaterials for topological properties at subwavelength scales. *Nat. Commun.*, 8(1):16023, Jul 2017.
- [46] S. Yves, R. Fleury, T. Berthelot, M. Fink, F. Lemoult, and G. Lerosey. Crystalline metamaterials for topological properties at subwavelength scales. *Nat. Commun.*, 8:16023 EP –, Jul 2017. Article.
- [47] S. Yves, R. Fleury, F. Lemoult, M. Fink, and G. Lerosey. Topological acoustic polaritons: robust sound manipulation at the subwavelength scale. *New J. Phys.*, 19(7):075003, 2017.
- [48] S. Yves, G. Lerosey, and F. Lemoult. Structure-composition correspondence in crystalline metamaterials for acoustic valley-hall effect and unidirectional sound guiding. *EPL*, 129:44001, 2020.
- [49] K. Zhang, Z. Yang, and C. Fang. Correspondence between winding numbers and skin modes in non-hermitian systems. *Phys. Rev. Lett.*, 125:126402, 2020.