

Next-to-leading-order corrections to the Higgs strahlung process from electron–positron collisions in extended Higgs models

Masashi Aiko,^{1,*} Shinya Kanemura,^{1,†} and Kentarou Mawatari^{2,‡}

¹*Department of Physics, Osaka University, Toyonaka, Osaka 560-0043, Japan*

²*Faculty of Education, Iwate University, Morioka, Iwate 020-8550, Japan*

We present the cross section for $e^+e^- \rightarrow hZ$ with arbitrary sets of electron and Z boson polarizations at the full next-to-leading order in various extended Higgs models, such as the Higgs singlet model (HSM), the inert doublet model (IDM) and the two Higgs doublet model (2HDM). We systematically perform complete one-loop calculations to the helicity amplitudes in the on-shell renormalization scheme, and present the full analytic results as well as numerical evaluations. The deviation ΔR^{hZ} in the total cross section from its standard model (SM) prediction is comprehensively analyzed, and the differences among these models are discussed in details. We find that new physics effects appearing in the renormalized hZZ vertex almost govern the behavior of ΔR^{hZ} , and it takes a negative value in most cases. The possible size of ΔR^{hZ} reaches several percent under the theoretical and experimental bounds. We also analyze the deviation ΔR_{XY}^{hZ} in the total cross section times decay branching ratios of the discovered Higgs boson by utilizing the H-COUP program. It is found that the four types of 2HDMs can be discriminated by analyzing the correlation between $\Delta R_{\tau\tau}^{hZ}$ and ΔR_{bb}^{hZ} and those between $\Delta R_{\tau\tau}^{hZ}$ and ΔR_{cc}^{hZ} . Furthermore, the HSM and the IDM can be discriminated from the 2HDMs by measuring ΔR_{WW}^{hZ} . These signatures can be tested by precision measurements at future Higgs factories such as the International Linear Collider.

*Electronic address: m-aikou@het.phys.sci.osaka-u.ac.jp

†Electronic address: kanemu@het.phys.sci.osaka-u.ac.jp

‡Electronic address: mawatari@iwate-u.ac.jp

Contents

I. Introduction	3
II. Models with non-minimal Higgs sectors	5
A. Constraints on extended Higgs models	5
B. Higgs singlet model	7
C. Two Higgs doublet model	9
D. Inert doublet model	11
III. Electroweak corrections to the process $e^+e^- \rightarrow hZ$	13
A. Helicity amplitudes and cross section	13
B. Tree-level contribution to the helicity amplitudes	16
C. One-loop contributions to the form factors	18
1. Renormalized vertices	20
2. Expression of form factors including one-loop corrections	22
IV. Numerical results	23
A. Standard Model	25
B. Higgs singlet model	25
C. Inert doublet model	28
D. Two Higgs doublet model	30
E. Correlation in the cross section times decay branching ratios	33
V. Conclusion	39
Acknowledgement	40
A. Input parameters	40
B. Analytic formulae for the box diagrams	40
References	42

I. INTRODUCTION

Since the discovery of the new particle with the mass of 125 GeV at the LHC in 2012 [1, 2], it has turned out that its properties are in agreement with those of the Higgs boson in the standard model (SM) within theoretical and experimental uncertainties [3, 4]. While no signal for new physics (NP) beyond the SM has been observed at the LHC up to now, there are phenomena that cannot be explained within the SM such as dark matter, baryon asymmetry of the universe and tiny neutrino masses. In addition to these phenomenological problems, there are conceptual problems in the SM such as the hierarchy problem, no unified description for the gauge group and the flavor structure and so on. Therefore, the SM must be replaced by a more fundamental theory.

While the Higgs boson was found, the structure of the Higgs sector remains unknown. There is no theoretical principle to insist on the minimal structure of the Higgs sector as introduced in the SM, and the possibility that the Higgs sector takes a non-minimal form is not excluded experimentally. Furthermore, such non-minimal Higgs sectors are often introduced in various new physics models, where the above-mentioned problems are tried to be solved. Therefore, unraveling the structure of the Higgs sector is one of the central interests of current and future high-energy physics, and the direction of new physics can be determined by reconstructing the Higgs sector experimentally.

The discovery of additional scalar bosons is a clear evidence of extended Higgs sectors, and enormous efforts have been devoted to discover such new particles in a wide variety of the search channels [5–21]. However, no observation of such new particles has been reported, leading to constraints on parameters of extended Higgs models such as masses and coupling constants. Direct searches of new particles are one of the key programs at the LHC as well as at the high-luminosity LHC (HL-LHC) [22].

In addition to the direct searches, extended Higgs sectors can be indirectly explored by measuring various properties of the discovered Higgs boson such as cross sections, the width and decay branching ratios because mixings of Higgs bosons and/or radiative corrections of additional Higgs bosons would modify them from their SM values. If deviations from the SM are detected, the magnitude of deviations tells us upper limits on the mass scale of the second Higgs boson by taking into account theoretical consistencies [23–25]. In addition, the pattern of deviations gives us information on the structure of the Higgs sector such as the representation of the weak isospin, the number of Higgs fields and the structure of Yukawa interactions [23]. Therefore, the discovered Higgs boson is a probe of new physics.

Precision measurements of the properties of the discovered Higgs boson are also one of the main targets at current and future collider experiments. At the LHC, the Higgs boson couplings have been measured with typically order ten percent accuracy. Most extended Higgs models can accommodate this SM-like situation at the lowest order of the perturbation. Therefore, measurements with a few percent accuracies become more important where quantum corrections play an essential role, and it enables us to extract the signature of new physics. Accuracy of the measurement of Higgs boson couplings is expected to be improved at the HL-LHC and further significantly at future lepton colliders; e.g., the International Linear Collider (ILC) [26–29], the Future Circular Collider (FCC-ee) [30] and the Circular Electron Positron Collider (CEPC) [31].

In order to compare theoretical predictions with future precision measurements, theoretical calculations compatible with expected experimental accuracy are inevitable. Radiative corrections to the SM-like Higgs boson vertices have been studied in various Higgs sectors such as the model with a real isospin singlet Higgs field (HSM) [32–35], two Higgs doublet models (2HDMs) [36–49], the inert doublet model (IDM) [50, 51] and so on. In order to see differences in the prediction among these models, it is quite important to calculate the renormalized SM-like Higgs boson vertices in a consistent and systematic way. The H-COUP program [52, 53] enables us to evaluate the decay rates including higher-order corrections for the SM-like Higgs boson in the HSM, the IDM and the 2HDM with four types of Yukawa interactions classified under the softly-broken Z_2 symmetry [54, 55]. Also, other numerical tools to evaluate the decay of the Higgs boson with radiative corrections are available; e.g., 2HDECAY [56] and Prophecy4f [57].

In this paper, we present the cross section for $e^+e^- \rightarrow hZ$ with arbitrary sets of electron and Z boson polarizations at the full next-to-leading order (NLO) in the HSM, the IDM and the 2HDMs. At the future lepton colliders, not only the decay properties of the discovered Higgs boson but also its production cross section can be precisely measured. Especially, $e^+e^- \rightarrow hZ$ is the dominant production process at the center-of-mass (CM) energy of 240–250 GeV,¹ and precise calculations of its cross section in various extended Higgs models are quite important. The NLO calculation has been performed in the SM [61–63], the IDM [64] and the 2HDM [65, 66].² We systematically perform complete NLO calculations to the helicity amplitudes in each extended Higgs model based on the on-shell renormalization scheme [37, 43, 71, 72], and the full analytic results, as well as numerical evaluations, are presented. We comprehensively analyze the deviations

¹ For higher energies, the Higgs boson production via W boson fusion is getting more important [58–60].

² In Refs. [67–70], the NLO calculations for $e^+e^- \rightarrow hZ$ have been performed in the minimal supersymmetric standard model.

in the cross section from the SM prediction in each model under the constraints of perturbative unitarity [34, 73–77] and vacuum stability [78–83], conditions to avoid wrong vacua [84–88] and experimental constraints. We discuss the differences in the predictions of the cross section among these models in detail. We also show correlations of the deviation in the cross section times the decay branching ratios of the SM-like Higgs boson from the SM predictions and discuss the discrimination of the extended Higgs models.

This paper is organized as follows. In Sec. II we briefly introduce the HSM, the THDMs and the IDM. In Sec. III we present the helicity amplitude of $e^+e^- \rightarrow hZ$ including the electroweak (EW) radiative corrections. In Sec. IV we show numerical results of deviations in the cross section from the SM prediction in each model. In addition, we show the correlations of the deviation in the cross section times the decay branching ratios of the SM-like Higgs boson from the SM predictions. Conclusions are given in Sec. V. In Appendix, the input parameters and explicit formulae for the NLO calculations are presented.

II. MODELS WITH NON-MINIMAL HIGGS SECTORS

In this section, we briefly review the HSM, the 2HDM and the IDM. Before moving on to the discussion on each extended Higgs model, we review concepts of general constraints on parameter spaces that are independent of models. We then define the extended Higgs models in order.

A. Constraints on extended Higgs models

First of all, the size of Higgs quartic couplings is constrained by the perturbative unitarity bound, which was originally introduced to obtain the upper limit on the mass of the Higgs boson in the SM [89, 90]. Using the equivalence theorem [91], this bound requires that the magnitude of partial wave amplitudes for the elastic scatterings of two-body to two-body scalar boson processes, including the Nambu–Goldstone (NG) bosons, does not exceed a certain value. Each eigenvalue of the s -wave amplitude a_0^i should satisfy

$$|a_0^i| \leq \xi, \quad (\text{II.1})$$

where $\xi = 1$ [89, 90] or $1/2$. We take $\xi = 1/2$ in this paper.

Next, the vacuum stability bound provides an independent constraint on scalar quartic couplings. This bound requires that the Higgs potential is bounded from below in any direction with

large field values. This condition is trivially satisfied in the SM by taking the Higgs quartic coupling to be positive. However, this bound requires a set of inequalities in terms of Higgs quartic couplings in extended Higgs models [79].

Furthermore, in extended Higgs models, wrong local vacua can appear in addition to the true vacuum giving the correct value of the Fermi constant G_F . We have to avoid parameter regions where the depth of such wrong vacua becomes deeper than that of the true one. The condition to avoid the wrong vacua can be written by combinations of dimensionful and dimensionless parameters in the Higgs potential, and it provides an independent constraint from the above two constraints.

Apart from these theoretical constraints, we need to take into account bounds from experimental data. At the LEP/SLC experiments, various EW observables have been precisely measured such as the masses and widths of the weak gauge bosons. These precision measurements can be used to constrain the size of new physics effects which can enter into the two-point functions for weak gauge bosons. Such indirect effects, so-called oblique corrections, are conveniently parameterized by the S, T and U parameters [92, 93], which are expressed in terms of two-point functions of the weak bosons. From the global fit of EW parameters [94], new physics effects on the S and T parameters under $U = 0$ are constrained by

$$S = 0.05 \pm 0.09, \quad T = 0.08 \pm 0.07, \quad (\text{II.2})$$

with the correlation factor of +0.91 and the reference values of the masses of the SM Higgs boson and the top quark being $m_h^{\text{ref}} = 126$ GeV and $m_t^{\text{ref}} = 173$ GeV, respectively.

Flavor experiments also provide important constraints on the parameter space in extended Higgs models, particularly in multi-doublet models. We will discuss these constraints in more detail in Sec. II C about the 2HDM. Additional scalars have been directly searched at the LHC [5–21], and constraints are obtained for parameters of extended Higgs models. In addition, Higgs coupling measurements also give constraints especially on the mixing parameters in the HSM and the 2HDM [3, 4]. The application of these constraints to each extended Higgs sector will be discussed in the following subsections.

B. Higgs singlet model

In the HSM, we have one isospin doublet scalar field Φ with the hypercharge $Y = 1/2$ and one real singlet field S with $Y = 0$. We parametrize these scalar fields as

$$\Phi = \begin{pmatrix} G^+ \\ \frac{1}{\sqrt{2}}(v + \phi + iG^0) \end{pmatrix}, \quad S = v_S + s, \quad (\text{II.3})$$

where v is the vacuum expectation value (VEV) of the doublet field which is related to the Fermi constant by $v = (\sqrt{2}G_F)^{-1/2} \simeq 246$ GeV, while v_S is the VEV of the singlet field. The component fields G^\pm and G^0 in the doublet field correspond to the NG bosons.

The most general Higgs potential is given by

$$V_{\text{HSM}}(\Phi, S) = m_\Phi^2 |\Phi|^2 + \lambda |\Phi|^4 + \mu_{\Phi S} |\Phi|^2 S + \lambda_{\Phi S} |\Phi|^2 S^2 + t_S S + m_S^2 S^2 + \mu_S S^3 + \lambda_S S^4, \quad (\text{II.4})$$

where all the parameters are real. We can take any value of v_S without changing physical results [85], and we fix $v_S = 0$ in the following discussion.

In the HSM, we have two physical neutral Higgs bosons. Their mass eigenstates are defined by introducing the mixing angle α as

$$\begin{pmatrix} s \\ \phi \end{pmatrix} = R(\alpha) \begin{pmatrix} H \\ h \end{pmatrix} \quad \text{with} \quad R(\theta) = \begin{pmatrix} c_\theta & -s_\theta \\ s_\theta & c_\theta \end{pmatrix}, \quad (\text{II.5})$$

with the shorthand notation for the trigonometric functions as $s_\theta \equiv \sin \theta$ and $c_\theta \equiv \cos \theta$. We define the domain of α as $-\pi/2 \leq \alpha \leq \pi/2$. We identify h as the discovered Higgs boson with a mass of 125 GeV. After solving the tadpole conditions, the squared masses of neutral Higgs bosons are expressed as

$$m_H^2 = M_{11}^2 c_\alpha^2 + M_{22}^2 s_\alpha^2 + M_{12}^2 s_{2\alpha}, \quad (\text{II.6})$$

$$m_h^2 = M_{11}^2 s_\alpha^2 + M_{22}^2 c_\alpha^2 - M_{12}^2 s_{2\alpha}, \quad (\text{II.7})$$

$$\tan 2\alpha = \frac{2M_{12}^2}{M_{11}^2 - M_{22}^2}, \quad (\text{II.8})$$

where the squared mass matrix elements M_{ij}^2 ($i, j = 1, 2$) in $(s, \phi)^T$ basis are given by

$$M_{11}^2 = M^2 + \lambda_{\Phi S} v^2, \quad M_{22}^2 = 2\lambda v^2, \quad M_{12}^2 = \mu_{\Phi S} v, \quad (\text{II.9})$$

with $M^2 \equiv 2m_\Phi^2$. The parameters m_Φ^2 and t_S are eliminated by using the stationary conditions for ϕ and s . We can replace the parameters λ, m_S^2 and $\mu_{\Phi S}$ with m_H^2, m_h^2 and α by using Eqs. (II.6)-(II.8).

We choose the following five parameters to be the free input parameters in the HSM:

$$m_H, \quad \lambda_{\Phi S}, \quad \mu_S, \quad \lambda_S, \quad c_\alpha, \quad (\text{II.10})$$

and the two parameters m_h and v are fixed by experiments. If the Higgs potential respects an exact discrete Z_2 symmetry, the t_S, μ_S and $\mu_{\Phi S}$ terms are forbidden. This corresponds to the case with $\alpha \rightarrow 0$ and $\mu_S \rightarrow 0$.

The kinetic terms of scalar fields are given by

$$\mathcal{L}_{\text{kin}}^{\text{HSM}} = |D_\mu \Phi|^2 + \frac{1}{2}(\partial_\mu S)^2, \quad (\text{II.11})$$

where D_μ is the covariant derivative for the Higgs doublet. The gauge-gauge-scalar type interaction terms are given by

$$\mathcal{L}_{\text{kin}}^{\text{HSM}} \supset gm_W(c_\alpha W_\mu^+ W^{-\mu} h + s_\alpha W_\mu^+ W^{-\mu} H) + \frac{g_Z m_Z}{2}(c_\alpha Z_\mu Z^\mu h + s_\alpha Z_\mu Z^\mu H), \quad (\text{II.12})$$

where g is the weak gauge coupling and $g_Z = g/c_W$ with θ_W being the weak mixing angle.

The Yukawa interaction terms are same as those in the SM and given by

$$\mathcal{L}_Y^{\text{HSM}} = -Y_u \bar{Q}_L \tilde{\Phi} u_R - Y_d \bar{Q}_L \Phi d_R - Y_e \bar{L}_L \Phi e_R + \text{h.c.}, \quad (\text{II.13})$$

where $\tilde{\Phi} = i\sigma_2 \Phi^*$. In the above equation, Q_L and L_L are left-handed quark and lepton doublets, respectively, while u_R, d_R and e_R are right-handed up-type quark, down-type quark and charged lepton singlets, respectively. The interaction terms for h and H with fermions are given by

$$\mathcal{L}_Y^{\text{HSM}} \supset - \sum_{f=u,d,e} \frac{m_f}{v} (c_\alpha \bar{f} f h + s_\alpha \bar{f} f H). \quad (\text{II.14})$$

We note that the SM-like Higgs bosons couplings with the SM particles are universally suppressed by c_α as compared to those SM values.

The parameters in the Higgs potential are constrained by perturbative unitarity, vacuum stability and the conditions to avoid wrong vacua. For the perturbative unitarity bound, there are four independent eigenvalues given in Refs. [34, 73]. The necessary and sufficient conditions to satisfy vacuum stability are given by [78]

$$\lambda_\Phi > 0, \quad \lambda_S > 0, \quad 2\sqrt{\lambda_\Phi \lambda_S} + \lambda_{\Phi S} > 0. \quad (\text{II.15})$$

For the conditions to avoid wrong vacua can be found in Refs. [84–86].

The one-loop corrected two-point functions for weak bosons are found in Ref. [95]. Imposing the constraint from the S and T parameters, we can obtain the upper limit on m_H depending on the value of c_α . Constraints on the mass of the additional Higgs boson and the mixing angle from the LHC data have been studied in Refs. [96, 97].

C. Two Higgs doublet model

In the 2HDM, we have two isospin doublet scalar fields Φ_i with the hypercharge $Y = 1/2$. We parametrize these doublets as

$$\Phi_i = \begin{pmatrix} \omega_i^+ \\ \frac{1}{\sqrt{2}}(v_i + h_i + iz_i) \end{pmatrix}, \quad (i = 1, 2), \quad (\text{II.16})$$

where v_1 and v_2 are the VEVs of two doublets with $v = \sqrt{v_1^2 + v_2^2}$.

In the most general 2HDM, flavor-changing neutral currents (FCNCs) appear at tree level, and it is severely constrained by experiments. In order to avoid such FCNCs, we introduce a discrete Z_2 symmetry, where two doublets transform as $\Phi_1 \rightarrow \Phi_1$ and $\Phi_2 \rightarrow -\Phi_2$ [98, 99]. One can introduce the soft breaking term of the Z_2 symmetry in the Higgs potential without spoiling the desirable property of the flavor sector.

The most general Higgs potential under the softly-broken Z_2 symmetry is given by

$$\begin{aligned} V_{2\text{HDM}}(\Phi_1, \Phi_2) = & m_1^2 |\Phi_1|^2 + m_2^2 |\Phi_2|^2 - m_3^2 (\Phi_1^\dagger \Phi_2 + \text{h.c.}) \\ & + \frac{1}{2} \lambda_1 |\Phi_1|^4 + \frac{1}{2} \lambda_2 |\Phi_2|^4 + \lambda_3 |\Phi_1|^2 |\Phi_2|^2 + \lambda_4 \left| \Phi_1^\dagger \Phi_2 \right|^2 \\ & + \frac{1}{2} \lambda_5 \left[\left(\Phi_1^\dagger \Phi_2 \right)^2 + \text{h.c.} \right]. \end{aligned} \quad (\text{II.17})$$

Although m_3^2 and λ_5 are generally complex, we take them to be real and consider the CP-conserving case for simplicity. The mass eigenstates of the Higgs fields are defined as

$$\begin{pmatrix} \omega_1^\pm \\ \omega_2^\pm \end{pmatrix} = R(\beta) \begin{pmatrix} G^\pm \\ H^\pm \end{pmatrix}, \quad \begin{pmatrix} z_1 \\ z_2 \end{pmatrix} = R(\beta) \begin{pmatrix} G^0 \\ A \end{pmatrix}, \quad \begin{pmatrix} h_1 \\ h_2 \end{pmatrix} = R(\alpha) \begin{pmatrix} H \\ h \end{pmatrix}, \quad (\text{II.18})$$

where $\tan \beta = v_2/v_1$, and H^\pm and A are the charged and CP-odd Higgs bosons respectively, while H and h are the CP-even Higgs bosons. We define the domain of β to be $0 \leq \beta \leq \pi/2$. We identify h as the discovered Higgs boson with a mass of 125 GeV. After solving two tadpole conditions for h_1 and h_2 , the squared masses of the charged and CP-odd Higgs bosons are given by

$$m_{H^\pm}^2 = M^2 - \frac{1}{2}(\lambda_4 + \lambda_5)v^2, \quad m_A^2 = M^2 - \lambda_5 v^2, \quad (\text{II.19})$$

where $M^2 = m_3^2/(s_\beta c_\beta)$ which describes the softly-breaking scale of the Z_2 symmetry. The squared masses of the neutral Higgs bosons and the mixing angle $\beta - \alpha$ are given by

$$m_H^2 = M_{11}^2 c_{\beta-\alpha}^2 + M_{22}^2 s_{\beta-\alpha}^2 - M_{12}^2 s_{2(\beta-\alpha)}, \quad (\text{II.20})$$

$$m_h^2 = M_{11}^2 s_{\beta-\alpha}^2 + M_{22}^2 c_{\beta-\alpha}^2 + M_{12}^2 s_{2(\beta-\alpha)}, \quad (\text{II.21})$$

$$\tan 2(\beta - \alpha) = -\frac{2M_{12}^2}{M_{11}^2 - M_{22}^2}, \quad (\text{II.22})$$

	Z_2 charge							Mixing factor		
	Φ_1	Φ_2	Q_L	L_L	u_R	d_R	e_R	ζ_u	ζ_d	ζ_e
Type-I	+	-	+	+	-	-	-	$\cot \beta$	$\cot \beta$	$\cot \beta$
Type-II	+	-	+	+	-	+	+	$\cot \beta$	$-\tan \beta$	$-\tan \beta$
Type-X (lepton specific)	+	-	+	+	-	-	+	$\cot \beta$	$\cot \beta$	$-\tan \beta$
Type-Y (flipped)	+	-	+	+	-	+	-	$\cot \beta$	$-\tan \beta$	$\cot \beta$

TABLE I: Charge assignment of the softly-broken Z_2 symmetry and the mixing factors in Yukawa interactions.

where M_{ij}^2 ($i, j = 1, 2$) are the squared mass matrix elements for the CP-even scalar states in the Higgs basis [100] $(h_1, h_2)R(\beta)$:

$$M_{11}^2 = (\lambda_1 c_\beta^4 + \lambda_2 s_\beta^4) v^2 + \frac{1}{2} \lambda_{345} v^2 s_{2\beta}^2, \quad (\text{II.23})$$

$$M_{22}^2 = M^2 + \frac{1}{4} (\lambda_1 + \lambda_2 - 2\lambda_{345}) v^2 s_{2\beta}^2, \quad (\text{II.24})$$

$$M_{12}^2 = -\frac{1}{2} (\lambda_1 c_\beta^2 - \lambda_2 s_\beta^2 - \lambda_{345} c_{2\beta}) v^2 s_{2\beta}, \quad (\text{II.25})$$

with $\lambda_{345} \equiv \lambda_3 + \lambda_4 + \lambda_5$. We define the domain of $\beta - \alpha$ to be $0 \leq \beta - \alpha \leq \pi$ so that $s_{\beta-\alpha}$ is always positive and $c_{\beta-\alpha}$ has the opposite sign from M_{12}^2 [101]. The eight parameters in the Higgs potential are expressed by the following six input parameters:

$$m_H, \quad m_A, \quad m_{H^\pm}, \quad M^2, \quad \tan \beta, \quad s_{\beta-\alpha}, \quad (\text{II.26})$$

and the two parameters m_h and v are fixed by experiments. In addition, we have a degree of freedom of the sign of $c_{\beta-\alpha}$.

The kinetic terms of the Higgs doublets are given by

$$\mathcal{L}_{\text{kin}}^{2\text{HDM}} = |D_\mu \Phi_1|^2 + |D_\mu \Phi_2|^2. \quad (\text{II.27})$$

In the mass eigenbasis of the Higgs bosons, the gauge-gauge-scalar type interaction terms are given by

$$\mathcal{L}_{\text{kin}}^{2\text{HDM}} \supset gm_W (s_{\beta-\alpha} W_\mu^+ W^{-\mu} h + c_{\beta-\alpha} W_\mu^+ W^{-\mu} H) + \frac{g_Z m_Z}{2} (s_{\beta-\alpha} Z_\mu Z^\mu h + c_{\beta-\alpha} Z_\mu Z^\mu H). \quad (\text{II.28})$$

The Yukawa interaction terms under the Z_2 symmetry are given by

$$\mathcal{L}_Y^{2\text{HDM}} = -Y_u \bar{Q}_L \tilde{\Phi}_u u_R - Y_d \bar{Q}_L \Phi_d d_R - Y_e \bar{L}_L \Phi_e e_R + \text{h.c.}, \quad (\text{II.29})$$

where $\Phi_{u,d,e}$ are either Φ_1 or Φ_2 . As in Table I, there are four types of Yukawa interactions according to the Z_2 charge assignment [102, 103]. The interaction terms for the physical Higgs bosons with the fermions are given by

$$\begin{aligned} \mathcal{L}_Y^{2\text{HDM}} \supset & - \sum_{f=u,d,e} \frac{m_f}{v} [(s_{\beta-\alpha} + \zeta_f c_{\beta-\alpha}) \bar{f} f h + (c_{\beta-\alpha} - \zeta_f s_{\beta-\alpha}) \bar{f} f H - 2i I_f \zeta_f \bar{f} \gamma_5 f A] \\ & + \frac{\sqrt{2}}{v} [V_{ud} \bar{u} (m_u \zeta_u P_L - m_d \zeta_d P_R) d H^+ - m_e \zeta_e \bar{\nu} P_R e H^+ + \text{h.c.}], \end{aligned} \quad (\text{II.30})$$

with $I_f = 1/2$ ($-1/2$) for $f = u$ (d, e) and V_{ud} is the Cabbibo–Kobayashi–Maskawa matrix element.

The parameters in the Higgs potential are constrained by perturbative unitarity, vacuum stability and the condition to avoid wrong vacua. For the perturbative unitarity bound, there are twelve independent eigenvalues of the s -wave amplitude matrix [74–77]. The vacuum stability bound is sufficiently and necessarily satisfied by imposing the following conditions [79–83]

$$\lambda_1 > 0, \quad \lambda_2 > 0, \quad \sqrt{\lambda_1 \lambda_2} + \lambda_3 + \text{MIN}(0, \lambda_4 + \lambda_5, \lambda_4 - \lambda_5) > 0. \quad (\text{II.31})$$

In addition, the wrong vacua can be avoided by taking $M^2 \geq 0$ [87]. We thus only take the positive value of M^2 in the following discussion.

The expressions of the two-point functions for the weak bosons in the 2HDM are found in Refs. [104–108]. Imposing the constraint of the S and T parameters, we can find that the charged Higgs bosons and one of the neutral Higgs bosons should be approximately degenerate in their mass. This results from the constraint of the T parameter, and it can be satisfied if the Higgs potential respects the custodial symmetry [109, 110]. Constraints on the parameters in 2HDMs from the LHC data have been discussed in Refs. [25, 101, 111–114].

In the 2HDM, constraints from flavor experiments are important to be taken into account. These bounds particularly provide the lower limit on the mass of the charged Higgs boson m_{H^\pm} depending on the type of Yukawa interaction and $\tan \beta$. For example, from the $B_s \rightarrow X_s \gamma$ data, m_{H^\pm} has to be greater than about 800 GeV at 95% confidence level (C.L.) in the Type-II and Type-Y 2HDMs with $\tan \beta \gtrsim 2$ [115], while $\mathcal{O}(100)$ GeV of m_{H^\pm} is allowed in the Type-I and Type-X 2HDMs with $\tan \beta \gtrsim 2$ [116]. Constraints on m_{H^\pm} and $\tan \beta$ from various flavor observables are also shown in Ref. [117] in the four types of 2HDMs.

D. Inert doublet model

The contents of the Higgs bosons in the IDM are the same as those in the 2HDM. In the IDM, we assume an exact Z_2 symmetry and prohibit the m_3^2 term in the Higgs potential which softly

breaks the Z_2 symmetry in the 2HDM. We also assume that the second Higgs doublet Φ_2 does not develop the VEV to avoid the spontaneous breaking down of the Z_2 symmetry.

We parametrize the doublets as

$$\Phi_1 = \begin{pmatrix} G^+ \\ \frac{1}{\sqrt{2}}(v + h + iG^0) \end{pmatrix}, \quad \Phi_2 = \begin{pmatrix} H^+ \\ \frac{1}{\sqrt{2}}(H + iA) \end{pmatrix}. \quad (\text{II.32})$$

The squared masses of the Higgs bosons are given by

$$m_h^2 = \lambda_1 v^2, \quad (\text{II.33})$$

$$m_H^2 = M^2 + \frac{1}{2}(\lambda_3 + \lambda_4 + \lambda_5)v^2, \quad (\text{II.34})$$

$$m_A^2 = M^2 + \frac{1}{2}(\lambda_3 + \lambda_4 - \lambda_5)v^2, \quad (\text{II.35})$$

$$m_{H^\pm}^2 = M^2 + \frac{1}{2}\lambda_3 v^2, \quad (\text{II.36})$$

where $M^2 \equiv m_2^2$. We note that in addition to the absence of the m_3^2 term, there is no tadpole condition for H . Therefore, the mass formulae for the scalar bosons are different from those in the 2HDM. We choose the following five parameters to be the free input parameters in the IDM:

$$m_H, \quad m_A, \quad m_{H^\pm}, \quad M^2, \quad \lambda_2, \quad (\text{II.37})$$

and the two parameters m_h and v are fixed by experiments.

The parameters in the Higgs potential are constrained by perturbative unitarity, vacuum stability and the condition to guarantee the inert vacuum. The same conditions for perturbative unitarity and vacuum stability in the 2HDM can be applied to the IDM, because these bounds are given in terms of the scalar quartic couplings. In addition, there is the condition to guarantee the inert vacuum with $(\langle \Phi_1^0 \rangle, \langle \Phi_2^0 \rangle) = (v/\sqrt{2}, 0)$ [88],

$$\frac{m_1^2}{\sqrt{\lambda_1}} < \frac{M^2}{\sqrt{\lambda_2}}. \quad (\text{II.38})$$

Since the tadpole condition makes m_1^2 negative, and the vacuum stability condition constraints λ_1 and λ_2 to be positive, the condition given in Eq. (II.38) is satisfied by taking $M^2 > 0$. We refer to this condition as the one to avoid wrong vacua, according to the other two models discussed above.

For the constraints of the S and T parameters, we can use the same expressions as those in the 2HDM with $s_{\beta-\alpha} = 1$. As similar to the case in the 2HDMs, the charged Higgs bosons and one of the neutral Higgs bosons should be approximately degenerate in their mass in order to satisfy the constraint from the T parameter. In the IDM, constraints on the masses of the additional Higgs bosons from collider experiments are relatively weak since the additional Higgs bosons do

	HSM	2HDMs	IDM
κ_V	c_α	$s_{\beta-\alpha}$	1
κ_f	c_α	$s_{\beta-\alpha} + \xi_f c_{\beta-\alpha}$	1

TABLE II: Scaling factors for the SM-like Higgs boson couplings in the extended Higgs models.

not couple to the SM fermions. Constraints from the LEP and the LHC have been studied in Ref. [118] and Refs. [119, 120], respectively. Dark matter constraints from relic density and direct detection also limit the parameter space; see, e.g., Refs. [120, 121] for details.

Finally, we summarize the scaling factors for the SM-like Higgs boson couplings to the weak bosons κ_V and the fermions κ_f in Table II.

III. ELECTROWEAK CORRECTIONS TO THE PROCESS $e^+e^- \rightarrow hZ$

In this section, we define the notation for the process $e^+e^- \rightarrow hZ$ and discuss the helicity amplitudes based on the form-factor decomposition. We list relevant renormalized quantities for this process and give the formulae of form factors including the one-loop corrections. The differential cross section with arbitrary sets of electron and Z boson polarization is also presented. For the numerical evaluation, we use the SM input parameters given in Appendix A.

A. Helicity amplitudes and cross section

The process

$$e^-(p_e, \sigma_e) + e^+(p_{\bar{e}}, \sigma_{\bar{e}}) \rightarrow h(k_h) + Z(k_Z, \lambda) \quad (\text{III.1})$$

is depicted in Fig. 1. The momenta and helicities of the incoming electron and positron are denoted by (p_e, σ_e) and $(p_{\bar{e}}, \sigma_{\bar{e}})$, respectively. Correspondingly, (k_Z, λ) is used for the outgoing Z boson, and k_h is the momentum of the outgoing Higgs boson. The signs ‘+’ and ‘−’ of the variables σ_e and $\sigma_{\bar{e}}$ refer to helicities $+1/2$ and $-1/2$, respectively. The helicity λ takes ‘ \pm ’ or ‘0’. In the following discussion, we neglect the mass of the electron whenever it is possible.

The Mandelstam variables are denoted by

$$s = (p_e + p_{\bar{e}})^2 = (k_Z + k_h)^2, \quad (\text{III.2})$$

$$t = (p_e - k_Z)^2 = (p_{\bar{e}} - k_h)^2, \quad (\text{III.3})$$

$$u = (p_e - k_h)^2 = (p_{\bar{e}} - k_Z)^2, \quad (\text{III.4})$$

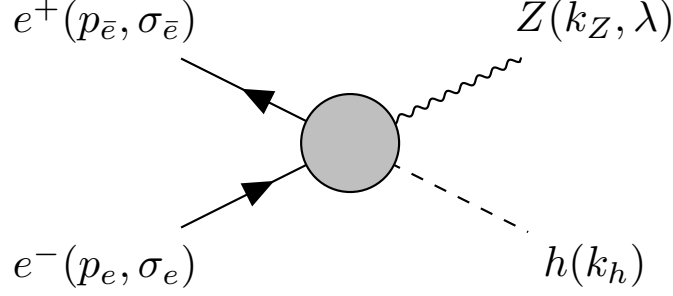


FIG. 1: The process $e^+e^- \rightarrow hZ$ with momentum and helicity assignments. The momenta p_e and $p_{\bar{e}}$ are incoming, while k_h and k_Z are outgoing.

and they satisfy $s + t + u = m_Z^2 + m_h^2$. In the CM frame of the e^+e^- collision, the momenta of each external particle are

$$p_e^\mu = \frac{\sqrt{s}}{2}(1, 0, 0, 1), \quad (\text{III.5})$$

$$p_{\bar{e}}^\mu = \frac{\sqrt{s}}{2}(1, 0, 0, -1), \quad (\text{III.6})$$

$$k_Z^\mu = \frac{\sqrt{s}}{2} \left(1 + \frac{m_Z^2 - m_h^2}{s}, \beta \sin \theta, 0, \beta \cos \theta \right), \quad (\text{III.7})$$

$$k_h^\mu = \frac{\sqrt{s}}{2} \left(1 - \frac{m_Z^2 - m_h^2}{s}, -\beta \sin \theta, 0, -\beta \cos \theta \right), \quad (\text{III.8})$$

where β is defined by

$$\beta = \frac{|\mathbf{k}_Z|}{E} = \frac{1}{s} \sqrt{[s - (m_Z + m_h)^2][s - (m_Z - m_h)^2]}, \quad (\text{III.9})$$

with the beam energy $E = \sqrt{s}/2$. We use the scattering angle θ between e^- and Z boson; $\hat{\mathbf{p}}_e \cdot \hat{\mathbf{k}}_Z = \cos \theta$ where the hat indicates the unit vector. The scattering angle θ is related to t and u via

$$t = \frac{1}{2}(m_Z^2 + m_h^2 - s) + \frac{s}{2}\beta \cos \theta, \quad (\text{III.10})$$

$$u = \frac{1}{2}(m_Z^2 + m_h^2 - s) - \frac{s}{2}\beta \cos \theta. \quad (\text{III.11})$$

The helicity amplitudes for $e^+e^- \rightarrow hZ$ vanish for $\sigma_e = \sigma_{\bar{e}}$ in the limit $m_e \rightarrow 0$ due to the chirality conservation. Therefore, we use $\sigma = \sigma_e = -\sigma_{\bar{e}}$ for the non-vanishing amplitudes. The helicity amplitude $\mathcal{M}_{\sigma\lambda}(s, t)$ can be decomposed into a set of basic matrix elements $\mathcal{M}_{i,\sigma\lambda}$ and corresponding form factors $F_{i,\sigma}(s, t)$ as [63]

$$\mathcal{M}_{\sigma\lambda}(s, t) = \sum_{i=1}^3 F_{i,\sigma}(s, t) \mathcal{M}_{i,\sigma\lambda}(s, t). \quad (\text{III.12})$$

The basic matrix elements are given by

$$\mathcal{M}_{i,\sigma\lambda} = j_{\sigma,\mu}(p_e, p_{\bar{e}}) T_i^{\mu\nu}(s, t) \varepsilon_\nu^*(k_Z, \lambda), \quad (\text{III.13})$$

where $\varepsilon^{*\mu}(k_Z, \lambda)$ is the polarization vector for Z boson, and $j_\sigma^\mu(p_e, p_{\bar{e}})$ is the fermion current of the initial electron and positron,

$$\varepsilon^{*\mu}(k_Z, \pm) = \frac{1}{\sqrt{2}}[0, \mp \cos \theta, i, \pm \sin \theta], \quad (\text{III.14})$$

$$\varepsilon^{*\mu}(k_Z, 0) = \frac{\sqrt{s}}{2m_Z}[\beta, \alpha \sin \theta, 0, \alpha \cos \theta], \quad (\text{III.15})$$

$$j_\sigma^\mu(p_e, p_{\bar{e}}) = \bar{v}(p_{\bar{e}}) \gamma^\mu P_\sigma u(p_e) = \sqrt{s}[0, 1, \sigma i, 0], \quad (\text{III.16})$$

with the chirality projection operator $P_\sigma = (1 + \sigma \gamma_5)/2$ and $\alpha = 1 + (m_Z^2 - m_h^2)/s$. The three basis tensor $T_i^{\mu\nu}$ are defined by

$$T_1^{\mu\nu} = g^{\mu\nu}, \quad T_2^{\mu\nu} = k_Z^\mu(p_e + p_{\bar{e}})^\nu, \quad T_3^{\mu\nu} = k_Z^\mu(p_e - p_{\bar{e}})^\nu. \quad (\text{III.17})$$

In the CM frame, the first elements of basic matrix $\mathcal{M}_{1,\sigma\lambda}$ become

$$\mathcal{M}_{1,\sigma\pm} = \sigma \sqrt{\frac{s}{2}}(1 \pm \sigma \cos \theta) = \sigma \sqrt{2s} d_{\sigma,\pm}^1(\theta), \quad (\text{III.18})$$

$$\mathcal{M}_{1,\sigma 0} = -\frac{s\alpha}{2m_Z} \sin \theta = \sigma \frac{s\alpha}{\sqrt{2}m_Z} d_{\sigma,0}^1(\theta), \quad (\text{III.19})$$

where $d_{m',m}^j(\theta)$ is the Wigner's d function. The second elements $\mathcal{M}_{2,\sigma\lambda}$ are

$$\mathcal{M}_{2,\sigma\pm} = 0, \quad (\text{III.20})$$

$$\mathcal{M}_{2,\sigma 0} = -\frac{s^2\beta^2}{4m_Z} \sin \theta = \sigma \frac{s^2\beta^2}{2\sqrt{2}m_Z} d_{\sigma,0}^1(\theta). \quad (\text{III.21})$$

The third elements $\mathcal{M}_{3,\sigma\lambda}$ are

$$\mathcal{M}_{3,\sigma\pm} = \pm \frac{s\beta}{2} \sqrt{\frac{s}{2}} \sin^2 \theta = \pm s\beta \sqrt{\frac{s}{3}} d_{2,0}^2(\theta), \quad (\text{III.22})$$

$$\mathcal{M}_{3,\sigma 0} = -\frac{s^2\alpha\beta}{4m_Z} \cos \theta \sin \theta = \frac{s^2\alpha\beta}{4m_Z^2} [d_{2,1}^2(\theta) - d_{2,-1}^2(\theta)]. \quad (\text{III.23})$$

The six physical helicity amplitudes are given in terms of the form factors $F_{i,\sigma}$ by

$$\mathcal{M}_{\sigma\pm}(s, t) = \sqrt{\frac{s}{2}} \left[F_{1,\sigma}(s, t) \pm \frac{s\beta}{2} (\sigma \mp \cos \theta) F_{3,\sigma}(s, t) \right] (\sigma \pm \cos \theta), \quad (\text{III.24})$$

$$\mathcal{M}_{\sigma 0}(s, t) = -\frac{s}{2m_Z} \left[\alpha F_{1,\sigma}(s, t) + \frac{s\beta^2}{2} F_{2,\sigma}(s, t) - \frac{s\alpha\beta}{2} \cos \theta F_{3,\sigma}(s, t) \right] \sin \theta. \quad (\text{III.25})$$

We denote the tree- and one-loop contributions to the helicity amplitude as

$$\mathcal{M}_{\sigma\lambda}^{(0)}(s, t) = \sum_{i=1}^3 F_{i,\sigma}^{(0)}(s, t) \mathcal{M}_{i,\sigma\lambda}, \quad (\text{III.26})$$

$$\mathcal{M}_{\sigma\lambda}^{(1)}(s, t) = \sum_{i=1}^3 F_{i,\sigma}^{(1)}(s, t) \mathcal{M}_{i,\sigma\lambda}. \quad (\text{III.27})$$

The helicity-dependent differential cross section at NLO in EW is given by

$$\frac{d\sigma}{d\Omega}(\sigma, \lambda; s, t) = \frac{\beta}{64\pi^2 s} \left\{ |\mathcal{M}_{\sigma\lambda}^{(0)}(s, t)|^2 + 2 \operatorname{Re}[\mathcal{M}_{\sigma\lambda}^{(1)}(s, t) \mathcal{M}_{\sigma\lambda}^{(0)*}(s, t)] \right\}. \quad (\text{III.28})$$

The helicity-dependent cross section $\sigma(\sigma, \lambda; s)$ can be obtained by integrating Eq. (III.28) over the solid angle.

In a realistic setup, one needs to introduce the degree of polarization of initial electron P_e and positron $P_{\bar{e}}$. We use the convention where a purely left-handed (right-handed) electron corresponds to $P_e = -1$ ($+1$). The polarized differential cross section is given by

$$\frac{d\sigma}{d\Omega}(P_e, P_{\bar{e}}, \lambda; s, t) = \sum_{\sigma=\pm} \frac{1}{4} (1 + \sigma P_e)(1 - \sigma P_{\bar{e}}) \frac{d\sigma}{d\Omega}(\sigma, \lambda; s, t). \quad (\text{III.29})$$

The unpolarized cross section $\sigma(\lambda; s)$ corresponds to $P_e = P_{\bar{e}} = 0$. $(P_e, P_{\bar{e}}) = (\mp 0.8, \pm 0.3)$ is planned polarization at the ILC [27].

The polarized cross section can be rewritten in terms of the helicity-dependent cross section as [122]

$$\begin{aligned} \sigma(P_e, P_{\bar{e}}, \lambda; s) &= \frac{1}{4} (1 - P_e)(1 + P_{\bar{e}}) \sigma(-, \lambda; s) + \frac{1}{4} (1 + P_e)(1 - P_{\bar{e}}) \sigma(+, \lambda; s) \\ &= 2\sigma(\lambda; s)(1 - P_e P_{\bar{e}})(1 - P_{\text{eff}} A_{\text{LR}}), \end{aligned} \quad (\text{III.30})$$

where the effective polarization P_{eff} and the left-right asymmetry A_{LR} are defined as

$$P_{\text{eff}} = \frac{P_e - P_{\bar{e}}}{1 - P_e P_{\bar{e}}}, \quad (\text{III.31})$$

$$A_{\text{LR}} = \frac{\sigma(-, \lambda; s) - \sigma(+, \lambda; s)}{\sigma(-, \lambda; s) + \sigma(+, \lambda; s)}. \quad (\text{III.32})$$

By using Eq. (III.30), one can easily evaluate the effect of the beam polarization from the helicity-dependent cross sections. Therefore, in the following discussion, we focus on the unpolarized and helicity-dependent cross section to exhibit analytical behaviors.

B. Tree-level contribution to the helicity amplitudes

At LO, only one diagram of Fig. 2 is relevant since the electron-Higgs coupling is proportional to m_e , and it is negligible. The contribution of the tree-level diagram to the form factors is expressed

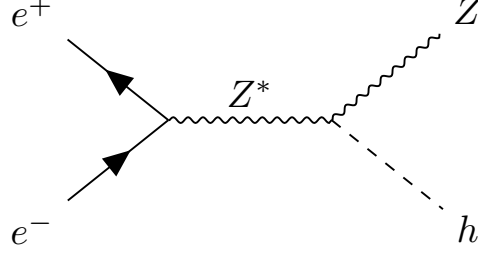


FIG. 2: Tree-level diagram for the process $e^+e^- \rightarrow hZ$.

as

$$F_{i,\sigma}^{(0)} = \frac{g_Z \Gamma_{hZZ}^{1,(0)}}{s - m_Z^2} g_\sigma f_i^{(0)}, \quad (\text{III.33})$$

with the tree level hZZ coupling $\Gamma_{hZZ}^{1,(0)} = 2\kappa_Z m_Z^2/v$. The scaling factor κ_Z is given in Table II. If there is no mixing between CP-even scalars, the cross section in the extended Higgs models is the same as that in the SM at LO. The couplings g_\pm are defined by

$$g_+ = s_W^2, \quad g_- = -\frac{1}{2} + s_W^2. \quad (\text{III.34})$$

The coefficients $f_i^{(0)}$ are

$$f_1^{(0)} = 1, \quad f_2^{(0)} = f_3^{(0)} = 0. \quad (\text{III.35})$$

The lowest order differential cross section is given by

$$\frac{d\sigma_{\text{LO}}}{d\Omega}(\sigma, \lambda; s, t) = \frac{\beta}{64\pi^2 s} |F_{1,\sigma}^{(0)}|^2 \begin{cases} 2s |d_{\sigma,\pm}^1(\theta)|^2 & (\lambda = \pm), \\ \frac{s^2 \alpha^2}{2m_Z^2} |d_{\sigma,0}^1(\theta)|^2 & (\lambda = 0). \end{cases} \quad (\text{III.36})$$

In the left panel of Fig. 3, we show the helicity-dependent cross sections at LO as a function of the CM energy. In the numerical evaluation, we take G_F as an input given in Appendix A and use the tree-level relation $v = (\sqrt{2}G_F)^{-1/2}$. The solid and dashed lines correspond to the transversely ($\lambda = \pm$) and the longitudinally ($\lambda = 0$) polarized Z bosons, respectively. The cross sections peak just above the threshold $\sqrt{s} = m_Z + m_h$ and monotonically decrease at higher energies. For energies well above the threshold, the longitudinally polarized Z boson dominates the cross section. This is due to the factor s/m_Z^2 originated from the longitudinal polarization vector defined in Eq. (III.15). The cross section for the left-handed electron is larger than that for the right-handed electron because the left-handed electron more strongly couples to the Z boson than the right-handed electron $(g_-/g_+)^2 \simeq 1.8$. At $\sqrt{s} = 250$ GeV, the unpolarized cross section is 242 fb, and the polarized cross section is 379 fb with $(P_e, P_{\bar{e}}) = (-0.8, 0.3)$. Therefore, the beam

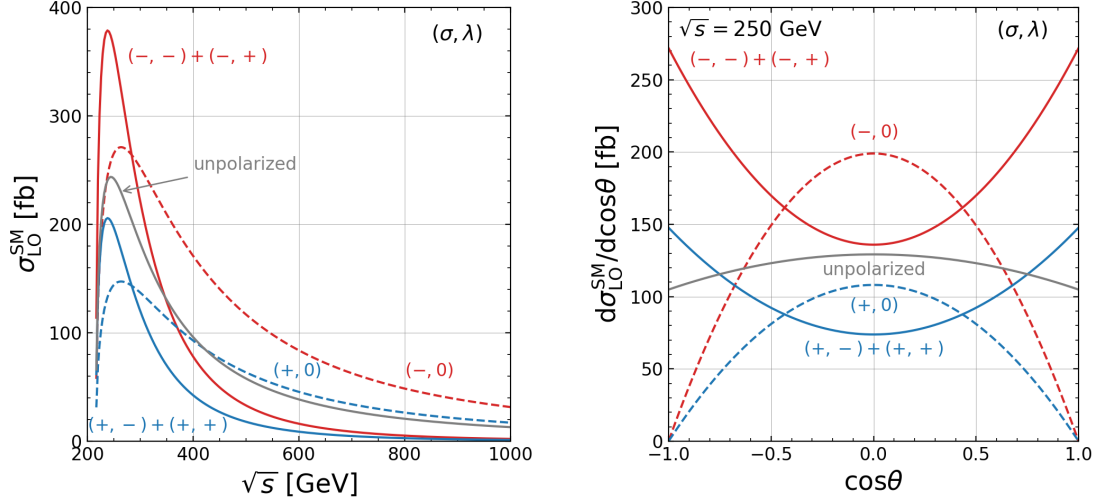


FIG. 3: (Left) Helicity-dependent cross sections of $e^+e^- \rightarrow hZ$ at LO in the SM as a function of CM energy. The red lines show the results for the left-handed electron and the right-handed positron, while the blue lines show those for the right-handed electron and the left-handed positron. The solid (dashed) lines show the results for the transversely (longitudinally) polarized Z bosons. The black solid line corresponds to that for the unpolarized cross section where the polarization of Z boson is also summed. (Right) Helicity-dependent differential cross sections of $e^+e^- \rightarrow hZ$ at LO in the SM as a function of $\cos\theta$ at $\sqrt{s} = 250$ GeV. The line colors and styles are the same as those of the left figure.

polarization significantly changes the size of the cross section. We note that the predicted value of the LO cross section highly depends on the input schemes.

The angular distributions of the LO cross section at $\sqrt{s} = 250$ GeV are given in the right panel of Fig. 3. They are determined by $d_{\sigma,\lambda}^1(\theta)$. The cross section for the transversely polarized Z boson is proportional to $1 + \cos^2\theta$, and it takes maximal value in the forward-backward direction. On the other hand, that for the longitudinally polarized Z boson is proportional to $1 - \cos^2\theta$, and it vanishes in the forward-backward direction and takes maximal value at $\cos\theta = 0$.

C. One-loop contributions to the form factors

As shown in Fig. 4, the one-loop contributions to the form factors $F_{i,\sigma}^{(1)}$ consist of (a) the Z boson self-energy and the $Z\gamma$ mixing, (b) the $Ze\bar{e}$ vertex correction, (c) the hZZ and $hZ\gamma$ vertex corrections, (d-e) the $he\bar{e}$ vertex correction and (f) the box diagrams. In addition, the renormalization factors of the weak gauge bosons are not to be unity in our renormalization scheme [71, 72]. Therefore, we have the term $-\text{Re}\{\Pi'_{ZZ}(m_Z^2)\}/2$ from the wave function renormalization of the on-shell Z boson. Furthermore, the EW correction to the Fermi decay constant Δr appears

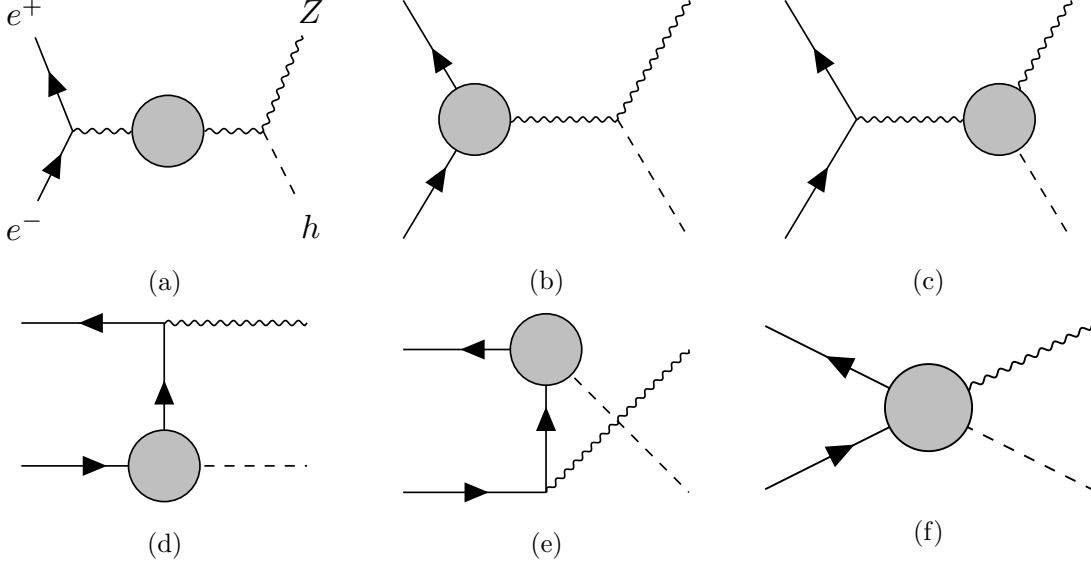


FIG. 4: NLO corrections for $e^+e^- \rightarrow hZ$; (a) Gauge boson self-energy, (b) $Ze\bar{e}$ vertex, (c) hZZ and $hZ\gamma$ vertices, (d-e) $he\bar{e}$ vertex, (f) Box diagrams.

when one replaces the VEV in the tree-level amplitude with G_F , since the tree-level relation between these two parameters is no longer valid at the one-loop level. This replacement corresponds to the resummation of universal higher-order leading corrections such as large logarithms from light fermion masses [62]. The one-loop contributions to the form factors $F_{i,\sigma}^{(1)}$ are given by

$$F_{i,\sigma}^{(1)} = F_{i,\sigma}^{ZZ} + F_{i,\sigma}^{Z\gamma} + F_{i,\sigma}^{Ze\bar{e}} + F_{i,\sigma}^{hZZ} + F_{i,\sigma}^{hZ\gamma} + F_{i,\sigma}^{he\bar{e}} + F_{i,\sigma}^{\text{Box}} + F_{i,\sigma}^{\Pi'^{ZZ}} + F_{i,\sigma}^{\Delta r}, \quad (\text{III.37})$$

where the terms in the first line correspond to the contributions from the diagrams in Fig. 4, while the terms in the second line come from the renormalization procedure. For the computation of these EW corrections, we adopt the modified on-shell renormalization scheme defined in Ref. [43]. In the on-shell renormalization scheme, all the counterterms in the amplitude of $e^+e^- \rightarrow hZ$ are determined in terms of the one-particle irreducible (1PI) diagrams for one- and two-point functions of Higgs bosons, gauge bosons and fermions by imposing a set of the renormalization conditions. Adding these counterterms, one can obtain the ultra-violet (UV) finite one-loop corrected vertices.

In the wide range of extended Higgs models, there are mixings among Higgs bosons, and the gauge dependence appears in the renormalization of these mixing angles. We apply the pinch technique to remove the gauge dependence in the renormalized vertex functions [32, 41, 43].

Apart from the UV divergences, there are infrared (IR) divergences when we calculate virtual photon loop contributions. In the calculation of individual photon loop contributions, we regularize

them with a finite photon mass μ . The photon mass dependences in the one-loop calculation are exactly canceled by adding contributions of real photon emissions. The analytic expression of the real photon contribution with the soft-photon approximation is given by [61–63],

$$d\sigma_{\text{soft}} = d\sigma_{\text{LO}} \left\{ -\frac{\alpha}{\pi} \left[\ln \frac{4\Delta E^2}{\mu^2} \left(1 + \ln \frac{m_e^2}{s} \right) + \frac{1}{2} \ln^2 \frac{m_e^2}{s} + \ln \frac{m_e^2}{s} + \frac{\pi^2}{3} \right] \right\}, \quad (\text{III.38})$$

with the photon energy cutoff ΔE . The dependence of ΔE vanishes in the inclusive cross section where one also includes the contribution of hard photon emissions [62]. The inclusive cross section still depends on $\ln(m_e^2/s)$, and this logarithmic term potentially takes a large value. This dependence can also be eliminated by introducing the electron structure functions as discussed in Ref. [66]. However, the treatment of hard photon emission highly depends on the experimental setup. The hard photon changes the kinematics of the process, and these effects would be eliminated by applying appropriate experimental cuts. In addition, if one considers the scenario with $\kappa_Z \simeq 1$, these effects in extended Higgs models are almost the same as in the SM. Therefore, we do not consider the electromagnetic effects when we focus on the difference between the predictions in the extended models and those in the SM.

In the one-loop calculation, we choose the fine structure constant α_{em} , the Fermi constant G_F and the Z boson mass m_Z as the input EW parameters. In addition to these EW parameters, we also use the shift of the fine structure constant $\Delta\alpha_{\text{em}}$, the strong coupling constant α_s and the masses of the fermions and the discovered Higgs boson as the input parameters. The values of these SM input parameters are given in Appendix A. We use the input parameters given in Eqs. (II.10), (II.26) and (II.37) in the HSM, the 2HDMs and the IDM, respectively.

1. Renormalized vertices

In the following calculation, the $Zf\bar{f}$, hZZ , $hZ\gamma$ and $hf\bar{f}$ vertices are relevant, where $hZ\gamma$ vertex is one-loop induced. Each of these vertices can be decomposed into several form factors depending on their Lorentz structure.

The renormalized $Zf\bar{f}$ vertex can be decomposed in the massless limit of external fermions as

$$\hat{\Gamma}_{Zf\bar{f}}^\mu(p_f, p_{\bar{f}}, p_Z) = g_Z \gamma^\mu \left[\hat{\Gamma}_{Zf\bar{f}}^V - \gamma_5 \hat{\Gamma}_{Zf\bar{f}}^A \right] (p_f^2, p_{\bar{f}}^2, p_Z^2), \quad (\text{III.39})$$

where p_f ($p_{\bar{f}}$) is the incoming four-momentum of the fermion (anti-fermion), and p_Z is the outgoing four-momentum of the Z boson. We can further decompose these vertices into the tree-level and

one-loop level contributions

$$\widehat{\Gamma}_{Zf\bar{f}}^i = \Gamma_{Zf\bar{f}}^{i,(0)} + \Gamma_{Zf\bar{f}}^{i,(1)}, \quad \text{with} \quad \Gamma_{Zf\bar{f}}^{i,(1)} = \Gamma_{Zf\bar{f}}^{i,1\text{PI}} + \delta\Gamma_{Zf\bar{f}}^i, \quad (i = V, A). \quad (\text{III.40})$$

The tree-level contribution is given by

$$\Gamma_{Zf\bar{f}}^{V,(0)} = \frac{I_f}{2} - Q_f s_W^2, \quad \Gamma_{Zf\bar{f}}^{A,(0)} = \frac{I_f}{2}. \quad (\text{III.41})$$

In the massless limit of external fermions, expressions of these vertices in the HSM, the 2HDMs and the IDM are the same as those in the SM. Analytic expressions for the 1PI diagrams and counterterms are presented in Appendix B in Ref. [55].

The renormalized hZZ vertex can be decomposed as

$$\widehat{\Gamma}_{hZZ}^{\mu\nu}(p_1, p_2, p_h) = \left[g^{\mu\nu} \widehat{\Gamma}_{hZZ}^1 + \frac{p_1^\nu p_2^\mu}{m_Z^2} \widehat{\Gamma}_{hZZ}^2 + i\epsilon^{\mu\nu\rho\sigma} \frac{p_{1\rho} p_{2\sigma}}{m_Z^2} \widehat{\Gamma}_{hZZ}^3 \right] (p_1^2, p_2^2, p_h^2), \quad (\text{III.42})$$

where p_1 and p_2 are incoming four-momenta of the Z bosons, and p_h is the outgoing four-momentum of the SM-like Higgs boson. We can further decompose these vertices into the tree-level and one-loop level contributions

$$\widehat{\Gamma}_{hZZ}^i = \Gamma_{hZZ}^{i,(0)} + \Gamma_{hZZ}^{i,(1)}, \quad \text{with} \quad \Gamma_{hZZ}^{i,(1)} = \Gamma_{hZZ}^{i,1\text{PI}} + \delta\Gamma_{hZZ}^i, \quad (i = 1, 2, 3). \quad (\text{III.43})$$

The tree-level contribution is given by

$$\Gamma_{hZZ}^{1,(0)} = 2\kappa_Z m_Z^2 \left(\sqrt{2} G_F \right)^{1/2}, \quad \Gamma_{hZZ}^{2,(0)} = \Gamma_{hZZ}^{3,(0)} = 0. \quad (\text{III.44})$$

The form factor $\widehat{\Gamma}_{hZZ}^3$ is non-zero only when the SM-like Higgs boson is a CP-mixed state. Therefore this form factor vanishes in the model with CP conservation in the Higgs sector. Analytic expressions for the 1PI diagrams and counterterms are presented in Ref. [34] for the HSM, Ref. [39] for the 2HDMs and Ref. [51] for the IDM.

Similarly, we define the loop-induced $hZ\gamma$ vertex as

$$\widehat{\Gamma}_{hZ\gamma}^{\mu\nu}(p_Z, p_\gamma, p_h) = \left[g^{\mu\nu} \widehat{\Gamma}_{hZ\gamma}^1 + \frac{p_Z^\nu p_\gamma^\mu}{p_h^2} \widehat{\Gamma}_{hZ\gamma}^2 + i\epsilon^{\mu\nu\rho\sigma} \frac{p_{Z\rho} p_{\gamma\sigma}}{p_h^2} \widehat{\Gamma}_{hZ\gamma}^3 \right] (p_Z^2, p_\gamma^2, p_h^2). \quad (\text{III.45})$$

The form factor $\widehat{\Gamma}_{hZ\gamma}^3$ vanishes in the model with CP conservation in the Higgs sector. Analytic expressions for the 1PI diagrams and counterterms are presented in Refs. [55, 123].

The renormalized $hf\bar{f}$ vertex can be decomposed as

$$\begin{aligned} \widehat{\Gamma}_{hf\bar{f}}^\mu(p_f, p_{\bar{f}}, p_h) = & \widehat{\Gamma}_{hf\bar{f}}^S + \gamma_5 \widehat{\Gamma}_{hf\bar{f}}^P + \not{p}_f \widehat{\Gamma}_{hf\bar{f}}^{V_1} + \not{p}_{\bar{f}} \widehat{\Gamma}_{hf\bar{f}}^{V_2} \\ & + \not{p}_f \gamma_5 \widehat{\Gamma}_{hf\bar{f}}^{A_1} + \not{p}_{\bar{f}} \gamma_5 \widehat{\Gamma}_{hf\bar{f}}^{A_2} + \not{p}_f \not{p}_{\bar{f}} \widehat{\Gamma}_{hf\bar{f}}^T + \not{p}_f \not{p}_{\bar{f}} \gamma_5 \widehat{\Gamma}_{hf\bar{f}}^{PT}, \end{aligned} \quad (\text{III.46})$$

where p_f ($p_{\bar{f}}$) is the incoming four-momentum of the fermion (anti-fermion), and p_h is the outgoing four-momentum of the SM-like Higgs boson. Analytic expressions for the renormalized vertices are presented in Ref. [34] for the HSM, Ref. [39] for the 2HDMs and Ref. [51] for the IDM.

2. Expression of form factors including one-loop corrections

We list the one-loop contributions to the form factors in terms of the renormalized quantities. The one-loop propagator corrections appear in the sum in Eq. (III.37) as the term

$$F_{i,\sigma}^{\text{SE}} = \frac{g_Z \Gamma_{hZZ}^{1,(0)}}{s - m_Z^2} \left[-g_\sigma \frac{\hat{\Pi}_{ZZ}^T(s)}{s - m_Z^2} - Q_e s_W c_W \frac{\hat{\Pi}_{Z\gamma}^T(s)}{s} \right] f_i^{(0)}, \quad (\text{III.47})$$

with the renormalized self-energies $\hat{\Pi}_{VV'}^T(s)$ of the neutral vector bosons. The renormalized $Ze\bar{e}$ corrections appear as

$$F_{i,\sigma}^{Ze\bar{e}} = \frac{g_Z \Gamma_{hZZ}^{1,(0)}}{s - m_Z^2} \left[\hat{\Gamma}_{Zf\bar{f}}^V(m_e^2, m_e^2, s) - \sigma \hat{\Gamma}_{Zf\bar{f}}^A(m_e^2, m_e^2, s) \right] f_i^{(0)}. \quad (\text{III.48})$$

The renormalized hZV ($V = Z, \gamma$) corrections appear as

$$F_{i,\sigma}^{hZV} = \frac{g_Z}{s - m_Z^2} g_\sigma f_i^{Z(1)}(s) + \frac{g_Z}{s} Q_e s_W c_W f_i^{\gamma(1)}(s), \quad (\text{III.49})$$

with

$$f_1^{Z(1)}(s) = \hat{\Gamma}_{hZZ}^1(m_Z^2, s, m_h^2), \quad (\text{III.50})$$

$$f_2^{Z(1)}(s) = -\frac{1}{m_Z^2} \hat{\Gamma}_{hZZ}^2(m_Z^2, s, m_h^2), \quad (\text{III.51})$$

$$f_1^{\gamma(1)}(s) = \hat{\Gamma}_{hZ\gamma}^1(m_Z^2, s, m_h^2), \quad (\text{III.52})$$

$$f_2^{\gamma(1)}(s) = -\frac{1}{m_h^2} \hat{\Gamma}_{hZ\gamma}^2(m_Z^2, s, m_h^2). \quad (\text{III.53})$$

The renormalized $he\bar{e}$ corrections appear as

$$F_{i,\sigma}^{he\bar{e}} = -g_Z g_\sigma \left\{ \left[\hat{\Gamma}_{he\bar{e}}^{V_1} + \sigma \hat{\Gamma}_{he\bar{e}}^{A_1} \right] (t, 0, m_h^2) - \left[\hat{\Gamma}_{he\bar{e}}^{V_2} + \sigma \hat{\Gamma}_{he\bar{e}}^{A_2} \right] (0, u, m_h^2) \right\} f_i^{(0)}. \quad (\text{III.54})$$

The $1/t$ and $1/u$ terms originated from the fermion propagator are canceled by the vertex corrections [63]. However, the renormalized vertices depend on t and u , and they cause non-trivial $\cos \theta$ dependence.

There are the five W boson mediated and one Z boson mediated box diagrams in the massless limit of the electron. The amplitudes of the W boson mediated diagrams can be written as

$$\mathcal{M}_{\sigma\lambda}^k = \frac{\kappa_V}{16\pi^2} \delta_{\sigma-} \sum_{i=1}^3 C^k F_i^k(s, t) \mathcal{M}_{i,\sigma\lambda}, \quad (k = 1, 2, \dots, 5), \quad (\text{III.55})$$

with

$$F_1^k(s, t) = F^k(s, t), \quad (\text{III.56})$$

$$F_2^k(s, t) = \frac{1}{2} \left[F_e^k(s, t) + F_{\bar{e}}^k(s, t) \right], \quad (\text{III.57})$$

$$F_3^k(s, t) = \frac{1}{2} \left[F_e^k(s, t) - F_{\bar{e}}^k(s, t) \right]. \quad (\text{III.58})$$

The amplitude of the Z boson mediated diagram has a different structure from others, and it can be written as

$$\mathcal{M}_{\sigma\lambda}^6 = \frac{\kappa_V}{16\pi^2} \sum_{i=1}^3 g_\sigma^3 C^6 F_i^6(s, t) \mathcal{M}_{i,\sigma\lambda}, \quad (\text{III.59})$$

with

$$F_1^6(s, t) = F^6(s, t), \quad (\text{III.60})$$

$$F_2^6(s, t) = \frac{1}{2} [F_e^6(s, t) + F_{\bar{e}}^6(s, t)], \quad (\text{III.61})$$

$$F_3^6(s, t) = \frac{1}{2} [F_e^6(s, t) - F_{\bar{e}}^6(s, t)]. \quad (\text{III.62})$$

The expressions of C^k and $F_i^k(s, t)$ are given in Appendix B. We define $B_{i,\sigma}(s, t)$ by

$$B_{i,\sigma}(s, t) = \frac{\kappa_V}{16\pi^2} \left[\delta_{\sigma-} \sum_{k=1}^5 C^k F_i^k(s, t) + g_\sigma^3 C^6 F_i^6(s, t) \right]. \quad (\text{III.63})$$

Finally, the form factors at one-loop level are given by

$$\begin{aligned} F_{i,\sigma}^{(1)} = & \frac{g_Z}{s - m_Z^2} \left\{ \Gamma_{hZZ}^{1,(0)} \left[-g_\sigma \frac{\hat{\Pi}_{ZZ}^T(s)}{s - m_Z^2} + \hat{\Gamma}_{Ze\bar{e}}^\sigma(m_e^2, m_e^2, s) \right] f_i^{(0)} + g_\sigma f_i^{Z(1)}(s) \right\} \\ & + \frac{eQ_e}{s} \left[-\Gamma_{hZZ}^{1,(0)} \frac{\hat{\Pi}_{Z\gamma}^T(s)}{s - m_Z^2} f_i^{(0)} + f_i^{\gamma(1)}(s) \right] \\ & - g_Z g_\sigma \left\{ \left[\hat{\Gamma}_{he\bar{e}}^{V_1} + \sigma \hat{\Gamma}_{he\bar{e}}^{A_1} \right] (t, 0, m_h^2) - \left[\hat{\Gamma}_{he\bar{e}}^{V_2} + \sigma \hat{\Gamma}_{he\bar{e}}^{A_2} \right] (0, u, m_h^2) \right\} f_i^{(0)} \\ & + B_{i,\sigma}(s, t) + \frac{g_Z \Gamma_{hZZ}^{1,(0)}}{s - m_Z^2} g_\sigma \left[-\frac{1}{2} \text{Re}\{\Pi'_{ZZ}(m_Z^2)\} - \Delta r \right] f_i^{(0)}. \end{aligned} \quad (\text{III.64})$$

IV. NUMERICAL RESULTS

In this section, we begin with an analysis on the behavior of the NLO weak corrections to the cross section of the $e^+e^- \rightarrow hZ$ process in the SM. We then analyze the deviations from the SM values at NLO in the HSM, the 2HDM and the IDM.

We evaluate the form factors $F_{i,\sigma}^{(1)}$ by using the H-COUP program [52, 53], where G_F is taken as an input. In order to compare our results in the SM with the previous works [63, 124–126], we extend the H-COUP program and take m_W as an input instead of G_F . With this extension, we have confirmed that our results are in agreement with the previous results. In the following, we show the results obtained in the scheme where $\alpha_{\text{em}}(0)$, G_F and m_Z are input parameters.

In order to study the theoretical behavior of the one-loop corrections, we parametrize the differential cross section as

$$d\sigma = d\sigma_{\text{LO}}(1 + \delta_{\text{weak}} + \delta_{\text{em}}), \quad (\text{IV.1})$$

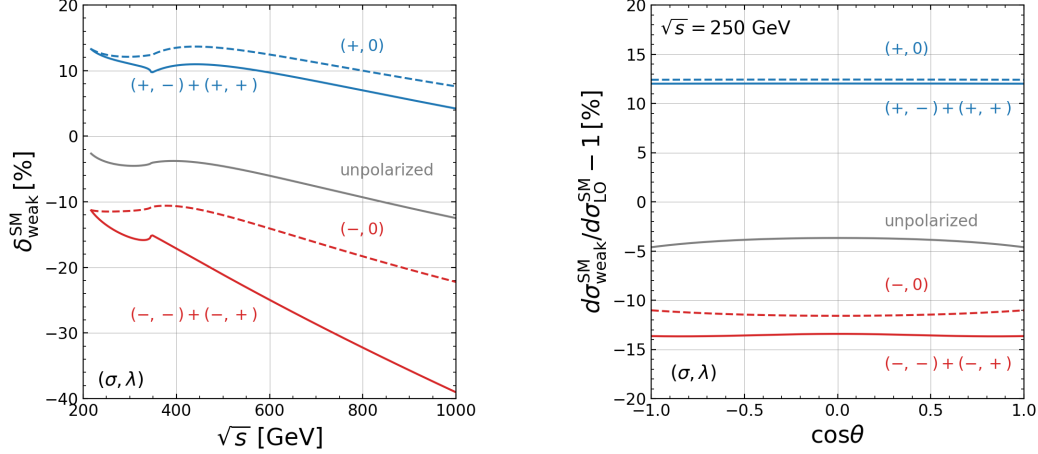


FIG. 5: (Left) Weak corrections to the helicity-dependent cross sections in the SM. The red lines show the results for the left-handed electron and the right-handed positron, while the blue lines show those for the right-handed electron and the left-handed positron. The solid (dashed) lines show the results for the transversely (longitudinally) polarized Z bosons. The black solid line corresponds to that for the unpolarized cross section where the polarization of Z boson is also summed. (Right) Weak corrections to the helicity-dependent differential cross sections in the SM at $\sqrt{s} = 250$ GeV. The line colors and styles are the same as those of the left figure.

where δ_{weak} and δ_{em} denote the relative weak and electromagnetic corrections, respectively.

As we will see below, the NP effects mainly come from $\hat{\Gamma}_{hZZ}^1$ vertex, and that appear independently of σ and λ . Therefore, we show the results of the unpolarized cross section where the polarization of the Z boson is also summed. In order to analyze the NP effects in each renormalized quantity, we introduce $\overline{\Delta}_X^{\text{EW}}$,

$$\overline{\Delta}_X^{\text{EW}} = \Delta_{X,\text{NP}}^{\text{EW}} - \Delta_{X,\text{SM}}^{\text{EW}}, \quad (X = ZZ, Z\gamma, Ze\bar{e}, hZZ, hZ\gamma, he\bar{e}, \text{Box}, \Pi'_{ZZ}, \Delta r), \quad (\text{IV.2})$$

with $\Delta_X^{\text{EW}} = \sigma_X / \sigma_{\text{LO}}$. We evaluate σ_X by substituting

$$\mathcal{M}_{\sigma\lambda}^{(1)X}(s, t) = \sum_{i=1}^3 F_{i,\sigma}^X \mathcal{M}_{i,\sigma\lambda} \quad (\text{IV.3})$$

into $\mathcal{M}_{\sigma\lambda}^{(1)}(s, t)$ in Eq. (III.28), where $F_{i,\sigma}^X$ is defined in Eq. (III.37). We also evaluate the ratios of the total cross sections to exhibit the deviations from the predictions in the SM,

$$\Delta R^{hZ} = \frac{\sigma_{\text{NP}}}{\sigma_{\text{SM}}} - 1. \quad (\text{IV.4})$$

A. Standard Model

In the left panel of Fig. 5, we show the weak one-loop corrections to the helicity-dependent cross sections as a function of the CM energy. The weak corrections to the cross section for the right-handed electron are positive, and they increase the cross section by about 10%. On the other hand, those for the left-handed electron are negative, and the size of these corrections strongly depends on the CM energy. The reason for this difference comes from negative contributions from the box diagrams. Among the six box diagrams, the five W boson mediated diagrams only contribute to the helicity amplitudes for the left-handed electron. They give negative contributions to the helicity-dependent cross sections for the left-handed electron. In addition, their effects become relevant at higher energies and give large negative corrections. The peak around $\sqrt{s} \simeq 350$ GeV corresponds to the threshold at $2m_t$ in the top-loop contributions.

In the right panel of Fig. 5, we show the weak one-loop corrections to the differential cross sections as a function of the CM energy. From Eq. (III.63), we can see that only the $he\bar{e}$ vertex and box corrections cause different $\cos\theta$ dependence from those at LO. At $\sqrt{s} = 250$ GeV, this effect is not so large, and the angular distribution of the Z boson is almost determined by the $d_{\sigma,\lambda}^1(\theta)$ functions. At higher energies, the angular distribution of the Z boson is significantly modified through the box contributions [63]. However, the size of the cross sections decreases in such a higher energy region.

B. Higgs singlet model

First, we consider the Z_2 symmetric scenario in the HSM where $c_\alpha = 1$ and $\mu_S = 0$. There remain three input parameters, m_H , $\lambda_{\Phi S}$ and λ_S . In the following analysis, we impose perturbative unitarity, vacuum stability, avoiding wrong vacua, and the constraints of the EW S and T parameters. In order to analyze the theoretical behavior, we here do not impose the constraints from the direct searches of the additional Higgs boson and the Higgs coupling measurements. In addition, we impose $M^2 > 0$ as in the case of the IDM and the 2HDMs.

In the left panel of Fig. 6, we show $\bar{\Delta}_X^{\text{EW}}$ defined in Eq. (IV.2) as a function of the mass of the additional Higgs boson in the Z_2 symmetric HSM at $\sqrt{s} = 250$ GeV. We here take $\lambda_S = 1$ and scan $\lambda_{\Phi S}$ for $|\lambda_{\Phi S}| < 4\pi$. In the Z_2 symmetric HSM, only $\bar{\Delta}_{hZZ}^{\text{EW}}$ takes non-zero value. Furthermore, among the components of the renormalized hZZ vertex in Eq. (III.43), the wave function renormalization factor of the SM-like Higgs boson δZ_h only gives the NP effects. δZ_h is

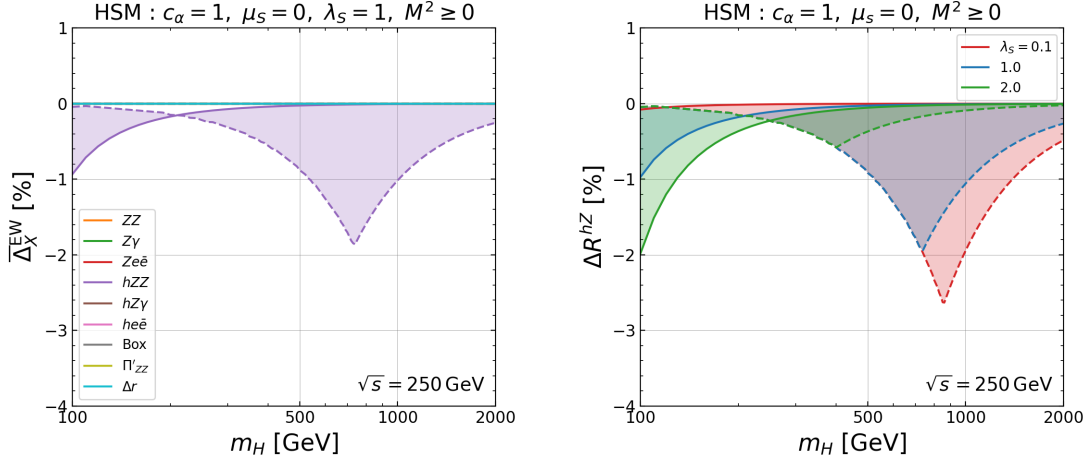


FIG. 6: NP effects in the EW corrections as a function of the mass of the additional Higgs boson in the Z_2 symmetric HSM at $\sqrt{s} = 250$ GeV. The left panel shows Δ_X^{EW} with $\lambda_S = 1$. The right panel shows ΔR^{hZ} with $\lambda_S = 0.1$ (red), 1 (blue) and 2 (green). The solid and dashed curves denote the case with the maximal and minimal values of M^2 , respectively. Perturbative unitarity, vacuum stability, avoiding wrong vacua, and the constraints of the EW S and T parameters are imposed.

defined by the two-point function of the SM-like Higgs boson $\Pi_{hh}^{1\text{PI}}(p^2)$ as

$$\delta Z_h = -\frac{d}{dp^2} \Pi_{hh}^{1\text{PI}}(p^2) \Big|_{p^2=m_h^2}. \quad (\text{IV.5})$$

As the NP contributions, there are two H propagated diagrams in $\Pi_{hh}^{1\text{PI}}(p^2)$. One of them is proportional to λ_{hhHH} , while the other is proportional to λ_{hHH}^2 . However, the former does not contribute to δZ_h because the loop function $A(m_H)$ does not depend on the external momentum p^2 . Therefore, only the latter contributes to the helicity amplitude as the NP effect,

$$\delta Z_h^{\text{HSM}} - \delta Z_h^{\text{SM}} = -\frac{\lambda_{hHH}^2}{16\pi^2} \frac{d}{dp^2} B_0(p^2; m_H^2, m_H^2) \Big|_{p^2=m_h^2}, \quad (\text{IV.6})$$

with $\lambda_{hHH} = -\lambda_{\Phi S} v$. We note that this difference does not directly depend on λ_S , but it indirectly determines the possible size of the NP effects through the perturbative unitarity and vacuum stability bounds.

The magnitude of Δ_{hZZ}^{EW} becomes larger when the mass of the extra Higgs boson is taken to be larger up to around 700 GeV. This peak corresponds to the point where the minimum value of $M^2 = m_H^2 - \lambda_{\Phi S} v^2$ changes from zero to non-zero due to the perturbative unitarity bound. At this point, $\lambda_{\Phi S}$ takes the maximal value, and it triggers a sizable effect. In the case of larger values of m_H , the magnitude of Δ_{hZZ}^{EW} monotonically decreases because perturbative unitarity constrains the size of $\lambda_{\Phi S}$. In such a large mass region, m_H is approximately equal to M , and the additional

Higgs boson almost decouples following the decoupling theorem [127].

We can also see the relatively large NP effects when the mass of the additional Higgs boson is below 200 GeV. In this region, $\lambda_{\Phi S}$ takes a negative value satisfying the vacuum stability bound thanks to the sizable λ_S . While the sign of $\lambda_{\Phi S}$ is flipped, only $|\lambda_{\Phi S}|^2$ appears in Eq. (IV.6). Therefore, $\overline{\Delta}_{hZZ}^{\text{EW}}$ is negative independently of the sign of $\lambda_{\Phi S}$.

In the right panel of Fig. 6, we show the predictions of ΔR^{hZ} in Eq. (IV.4) as a function of the mass of the additional Higgs boson in the Z_2 symmetric HSM at $\sqrt{s} = 250$ GeV. We here take λ_S to 0.1, 1 and 2 and scan $\lambda_{\Phi S}$ for $|\lambda_{\Phi S}| < 4\pi$. In the Z_2 symmetric HSM, the Z_2 symmetry prohibits the mixing of the CP-even states, and $\Delta R^{hZ} = 0$ at LO. The behavior of ΔR^{hZ} is only determined by δZ_h , and almost the same as that of $\overline{\Delta}_{hZZ}^{\text{EW}}$. The possible magnitude of ΔR^{hZ} indirectly depends on the value of λ_S through the conditions of perturbative unitarity and vacuum stability. For $m_H \geq 200$ GeV, the possible magnitude of ΔR^{hZ} decreases as λ_S becomes large. On the other hand, for $m_H < 200$ GeV, the possible magnitude of ΔR^{hZ} increases as λ_S becomes large because a large negative value of $\lambda_{\Phi S}$ is allowed under the vacuum stability bound.

We here mention the scenario where μ_S softly breaks the Z_2 symmetry. We note that ΔR^{hZ} does not directly depend on μ_S , and the behavior of ΔR^{hZ} is the same as that in the Z_2 symmetric HSM. However, μ_S indirectly affects the possible size of the NP effects through the conditions for avoiding wrong vacua. For example, the region where $m_H \lesssim 300$ GeV is excluded if $\mu_S = 100$ GeV.

Next, we consider the scenario with the mixing of the CP-even states. In the left panel of Fig. 7, we show $\overline{\Delta}_X^{\text{EW}}$ as a function of the mass of the additional Higgs boson with $c_\alpha = 0.99$ and $\mu_S = 0$ at $\sqrt{s} = 250$ GeV. We here take $\lambda_S = 1$ and scan $\lambda_{\Phi S}$ for $|\lambda_{\Phi S}| < 4\pi$. We note that not only the renormalized hZZ vertex but also the other renormalized quantities differ from the SM values unlike the case in the Z_2 symmetric HSM. However, the magnitude of $\overline{\Delta}_{hZZ}^{\text{EW}}$ is larger than that of the others. For $m_H \lesssim 700$ GeV, $\overline{\Delta}_{hZZ}^{\text{EW}}$ takes a negative value, while it takes a positive value for $m_H > 700$ GeV. In order to realize the finite mixing of the CP-even states with a large mass of the additional Higgs boson, the Higgs quartic couplings should take large values, and it triggers a so-called non-decoupling effect.

In the right panel of Fig. 7, we show the predictions of ΔR^{hZ} as a function of the mass of the additional Higgs boson with $c_\alpha = 0.99$ and $\mu_S = 0$ at $\sqrt{s} = 250$ GeV. We here take λ_S to 0.1, 1 and 2 and scan $\lambda_{\Phi S}$ for $|\lambda_{\Phi S}| < 4\pi$. If there is the mixing of the CP-even states, the LO cross section decreases from its SM value. When $c_\alpha = 0.99$, the size of deviation is $\Delta R^{hZ} = -s_\alpha^2 \simeq -0.02$ at LO. We can see that the magnitude of one-loop effects is compatible with that of the LO contribution, and the NP effects sizably change the predictions for ΔR^{hZ} . The behavior of ΔR^{hZ} is almost

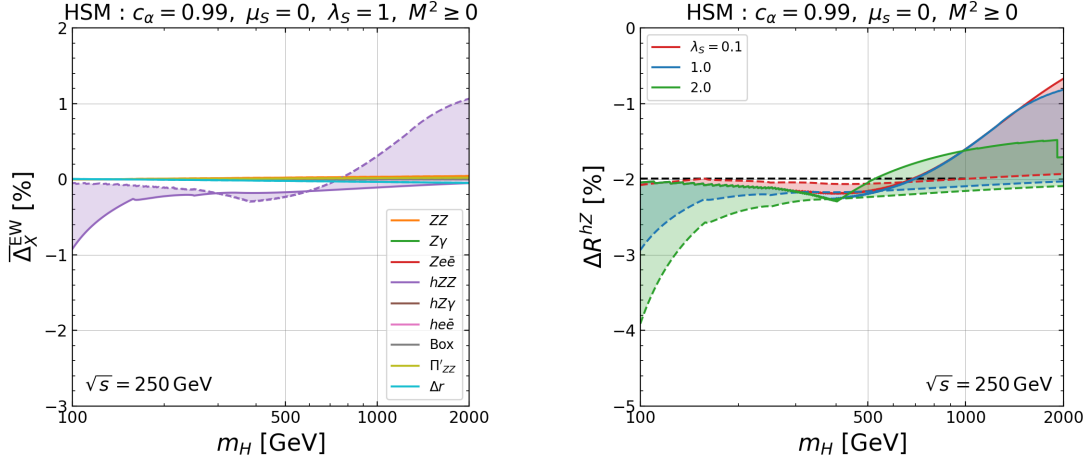


FIG. 7: NP effects in the EW corrections as a function of the mass of the additional Higgs boson in the HSM with $c_\alpha = 0.99$ and $\mu_S = 0$ at $\sqrt{s} = 250$ GeV. The left panel shows $\bar{\Delta}_X^{\text{EW}}$ with $\lambda_S = 1$. The right panel shows ΔR^{hZ} with $\lambda_S = 0.1$ (red), 1 (blue) and 2 (green). The solid and dashed curves denote the case with the maximal and minimal values of M^2 , respectively. The black dashed line shows the size of the LO deviation due to the mixing of the CP-even states. Perturbative unitarity, vacuum stability, avoiding wrong vacua, and the constraints of the EW S and T parameters are imposed.

the same as that of $\bar{\Delta}_{hZZ}^{\text{EW}}$. For $m_H \lesssim 500$ GeV, $\bar{\Delta}_{hZZ}^{\text{EW}}$ increases the magnitude of ΔR^{hZ} , while it decreases the magnitude of ΔR^{hZ} for $m_H > 500$ GeV. For $m_H \geq 1000$ GeV, the possible magnitude of ΔR^{hZ} decreases as λ_S becomes large. On the other hand, for $m_H < 500$ GeV, it increases as λ_S becomes large.

C. Inert doublet model

In the IDM, the Z_2 symmetry prohibits the mixing of the CP-even states, and $\Delta R^{hZ} = 0$ at LO, similarly to the case in the Z_2 symmetric HSM. In the following analysis, we assume that the additional Higgs bosons are degenerate in their mass, $m_\Phi \equiv m_H = m_{H^\pm} = m_A$. There remain two input parameters, λ_2 and M^2 . We impose perturbative unitarity, vacuum stability, avoiding wrong vacua, and the constraints of the EW S and T parameters. In order to analyze the theoretical behavior, we here do not impose the constraints from the direct searches of the additional Higgs boson, the Higgs coupling measurements and the dark matter experiments.

In the left panel of Fig. 8, we show $\bar{\Delta}_X^{\text{EW}}$ as a function of the mass of the additional Higgs bosons in the IDM at $\sqrt{s} = 250$ GeV. We here take $\lambda_2 = 1$ and scan M^2 for $0 \leq M^2 \leq (3 \text{ TeV})^2$. We note that not only the renormalized hZZ vertex but also the other renormalized quantities

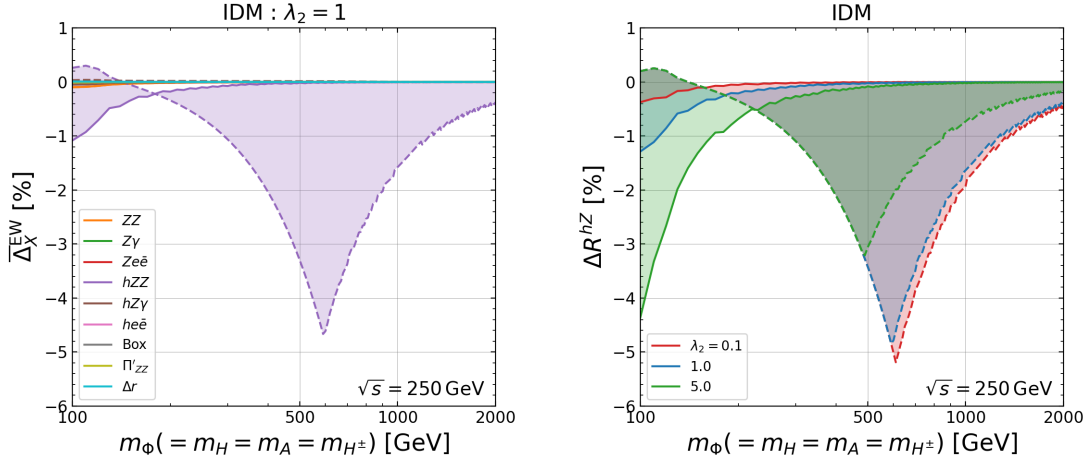


FIG. 8: NP effects in the EW corrections as a function of the masses of the additional Higgs bosons in the IDM at $\sqrt{s} = 250$ GeV. We take $m_H = m_A = m_{H^\pm}$. The left panel shows $\bar{\Delta}_X^{\text{EW}}$ with $\lambda_2 = 1$. The right panel shows ΔR^{hZ} with $\lambda_2 = 0.1$ (red), 1 (blue) and 5 (green). The solid and dashed curves denote the case with the maximal and minimal value of M^2 , respectively. Perturbative unitarity and vacuum stability bounds and the constraints on the S and T parameters are imposed.

differ from the SM values unlike in the Z_2 symmetric HSM. This is because the additional Higgs bosons are charged under the SM gauge group. However, the magnitude of $\bar{\Delta}_{hZZ}^{\text{EW}}$ is larger than that of the others in most cases. In the IDM, there are two main contributions to $\bar{\Delta}_{hZZ}^{\text{EW}}$. The first one is $\lambda_{h\Phi\Phi}^2$ terms originated from δZ_h , similarly to the case in the Z_2 symmetric HSM. In addition, there are 1PI diagram contributions proportional to $\lambda_{h\Phi\Phi}$, where the additional Higgs bosons propagate internal lines. The couplings $\lambda_{h\Phi\Phi}$ are proportional to $(m_\Phi^2 - M^2)/v$, and large corrections appear when one consider the sizable differences between m_Φ and M . In general, δZ_h governs the magnitude of $\bar{\Delta}_{hZZ}^{\text{EW}}$, and its behavior is almost the same as that in the Z_2 symmetric HSM. The maximal deviation in the IDM is larger than that in the Z_2 symmetric HSM because we have more than one additional Higgs boson running in the loop in the IDM. It monotonically decreases when $m_\Phi > 600$ GeV following the decoupling theorem.

We can also see the sizable NP effects when m_Φ is below 200 GeV, similarly to the case in the HSM. In addition, $\bar{\Delta}_{hZZ}^{\text{EW}}$ can be positive if m_Φ is lighter than about 150 GeV. This is because of the contributions from 1PI diagrams. While δZ_h gives negative contributions to $\bar{\Delta}_{hZZ}^{\text{EW}}$, 1PI diagrams for the hZZ vertex give positive contributions. As we have already mentioned, δZ_h generally gives larger contributions than 1PI diagram contributions. However, if $\lambda_{h\Phi\Phi}$ is not so large, 1PI diagram contributions can overcome the contribution of δZ_h , and there are parameter points, where $\bar{\Delta}_{hZZ}^{\text{EW}}$ is positive.

In the right panel of Fig. 8, we show the predictions of ΔR^{hZ} as a function of the mass of the additional Higgs bosons in the IDM at $\sqrt{s} = 250$ GeV. We here take λ_2 to 0.1, 1 and 5 and scan M^2 for $0 \leq M^2 \leq (3 \text{ TeV})^2$. The behavior of ΔR^{hZ} is almost the same as that of $\overline{\Delta}_{hZZ}^{\text{EW}}$. The possible magnitude of ΔR^{hZ} indirectly depends on the value of λ_2 through the conditions of perturbative unitarity and vacuum stability. For $m_\Phi \geq 200$ GeV, the possible magnitude of ΔR^{hZ} decreases as λ_2 becomes large. On the other hand, for $m_\Phi < 200$ GeV, the possible magnitude of ΔR^{hZ} increases as λ_2 becomes large, similarly to the case in the Z_2 symmetric HSM.

D. Two Higgs doublet model

First, we consider the alignment limit with $s_{\beta-\alpha} = 1$, where $\Delta R^{hZ} = 0$ at LO. We also assume that the additional Higgs bosons are degenerate in mass, $m_\Phi \equiv m_H = m_{H^\pm} = m_A$. There remain two input parameters, $\tan \beta$ and M^2 . We impose perturbative unitarity, vacuum stability, avoiding wrong vacua, and the constraints of the EW S and T parameters. In order to analyze the theoretical behavior, we here do not impose the constraints from the direct searches of the additional Higgs boson, the Higgs coupling measurements and the flavor measurements.

We analyze all the four types of 2HDMs, and it turns out that predictions for $\overline{\Delta}_X^{\text{EW}}$ and ΔR^{hZ} are almost the same. This is because differences among the four types of 2HDMs appear through the down-type quark and lepton Yukawa interactions with the SM-like Higgs boson. As we will see later, the magnitude of $\overline{\Delta}_{hZZ}^{\text{EW}}$ is larger than that of the others in the 2HDMs, similarly to the case in the HSM and the IDM. In $\overline{\Delta}_{hZZ}^{\text{EW}}$, the top-quark contributions dominate fermionic contributions, and there is no sizable difference among the four types of 2HDMs. Therefore, we show the predictions for ΔR^{hZ} in the Type-I 2HDM as a representative in the following.

In the left panel of Fig. 9, we show $\overline{\Delta}_X^{\text{EW}}$ as a function of the mass of the additional Higgs bosons in the Type-I 2HDM with $s_{\beta-\alpha} = 1$ at $\sqrt{s} = 250$ GeV. We here take $\tan \beta = 1.5$ and scan M^2 for $0 \leq M^2 \leq (3 \text{ TeV})^2$. We note that not only the renormalized hZZ vertex but also the other renormalized quantities differ from the SM values because the additional Higgs bosons interact with the gauge bosons, the quarks and the leptons. Qualitative behaviors of $\overline{\Delta}_X^{\text{EW}}$ are almost the same as those in the Z_2 symmetric HSM and the IDM except for $m_\Phi \leq 200$ GeV. The magnitude of $\overline{\Delta}_{hZZ}^{\text{EW}}$ is larger than that of the others in most of the parameter space. It monotonically decreases when $m_\Phi > 450$ GeV following the decoupling theorem.

There is no sizable negative correction below 200 GeV unlike in the Z_2 symmetric HSM and the IDM. This is because the Higgs quartic couplings in the 2HDMs are more constrained by vacuum

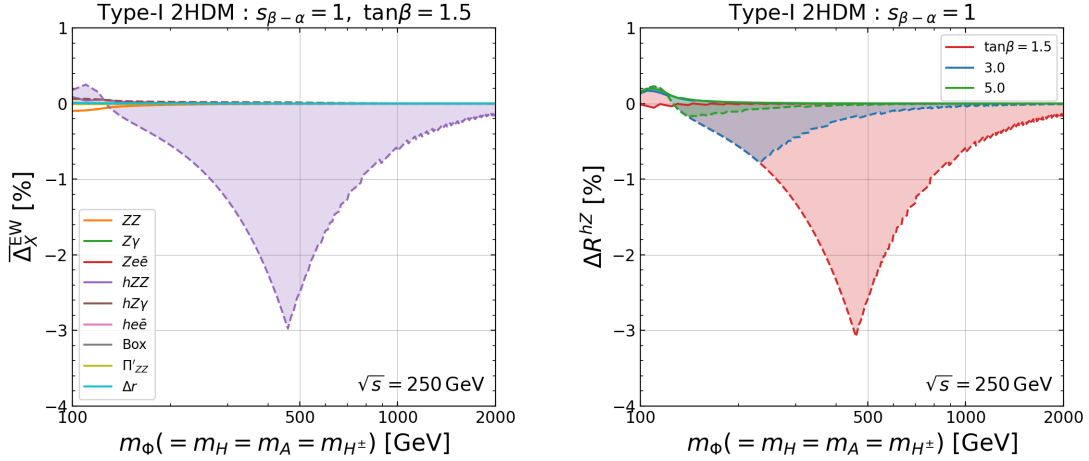


FIG. 9: NP effects in the EW corrections as a function of masses of the additional Higgs bosons in the Type-I 2HDM with $s_{\beta-\alpha} = 1$ at $\sqrt{s} = 250$ GeV. We take $m_H = m_A = m_{H^\pm}$. The left panel shows Δ_X^{EW} with $\tan\beta = 1.5$. The right panel shows ΔR^{hZ} with $\tan\beta = 1.5$ (red), 3 (blue) and 5 (green). The solid and dashed curves denote the case with the maximal and minimal value of M^2 , respectively. Perturbative unitarity and vacuum stability bounds and the constraints on the S and T parameters are imposed.

stability than λ_S in the HSM and λ_2 in the IDM. If m_Φ is lighter than about 150 GeV, Δ_X^{EW} can be positive due to the 1PI diagram contributions, similarly to the case in the IDM.

In the right panel of Fig. 9, we show the predictions of ΔR^{hZ} as a function of the mass of the additional Higgs bosons in the Type-I 2HDM at $\sqrt{s} = 250$ GeV. We here take $\tan\beta$ to 1.5, 3 and 5 and scan M^2 for $0 \leq M^2 \leq (3 \text{ TeV})^2$. The behavior of ΔR^{hZ} is almost the same as that of Δ_{hZZ}^{EW} . The possible magnitude of ΔR^{hZ} decreases as $\tan\beta$ becomes large due to the perturbative unitarity and vacuum stability bounds.

Next, we consider the scenario with the mixing of the CP-even states. In the top (bottom) left panel of Fig. 10, we show Δ_X^{EW} as a function of the mass of the additional Higgs bosons in the Type-I 2HDM with $s_{\beta-\alpha} = 0.99$ and $c_{\beta-\alpha} < 0$ ($c_{\beta-\alpha} > 0$) at $\sqrt{s} = 250$ GeV. We here take $\tan\beta = 1.5$ and scan M^2 for $0 \leq M^2 \leq (3 \text{ TeV})^2$. The magnitude of Δ_{hZZ}^{EW} is larger than that of the others independently of the sign of $c_{\beta-\alpha}$. In addition, Δ_{hZZ}^{EW} takes a negative value except for the $m_H \lesssim 300$ GeV with $c_{\beta-\alpha} < 0$ unlike in the HSM. We can see the non-decoupling effect in a large mass region of the additional Higgs bosons because they cannot decouple while keeping the finite mixing of the CP-even states, similarly to the case in the HSM. The maximal value of m_Φ is about 900 GeV for $s_{\beta-\alpha} = 0.99$ with $c_{\beta-\alpha} < 0$, while it is about 600 GeV with $c_{\beta-\alpha} > 0$ for $\tan\beta = 1.5$.

In the top (bottom) right panel of Fig. 10, we show ΔR^{hZ} as a function of the mass of the

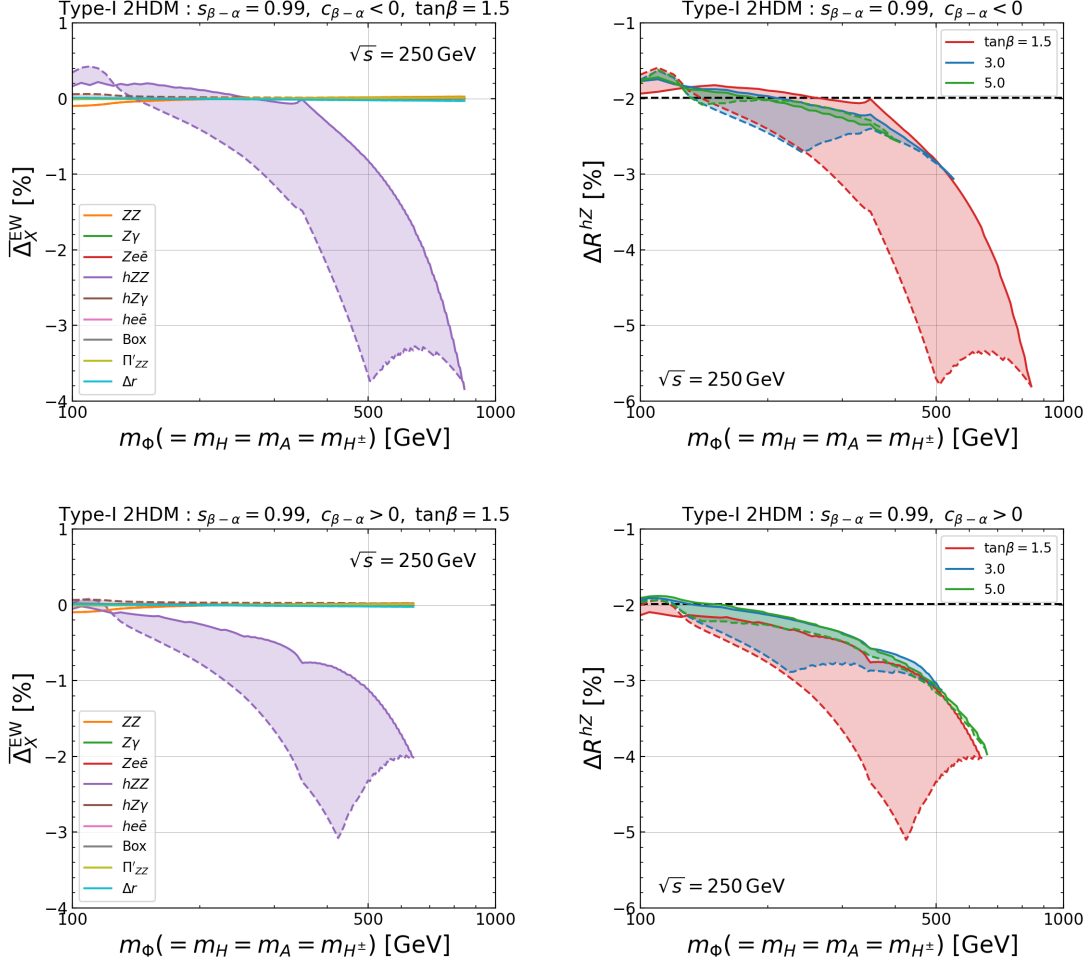


FIG. 10: NP effects in the EW corrections as a function of masses of the additional Higgs bosons in the Type-I 2HDM with $s_{\beta-\alpha} = 0.99$ at $\sqrt{s} = 250$ GeV. We take $m_H = m_A = m_{H^\pm}$. The top left panel shows $\overline{\Delta}_X^{\text{EW}}$ with $\tan\beta = 1.5$ and $c_{\beta-\alpha} < 0$. The top right panel shows ΔR^{hZ} with $\tan\beta = 1.5$ (red), 3 (blue) and 5 (green) and $c_{\beta-\alpha} < 0$. The bottom panels correspond to the case with $c_{\beta-\alpha} > 0$. The solid and dashed curves denote the case with the maximal and minimal value of M^2 , respectively. The black dashed line shows the size of the LO deviation due to the mixing. Perturbative unitarity and vacuum stability bounds and the constraints on the S and T parameters are imposed.

additional Higgs bosons in the Type-I 2HDM with $s_{\beta-\alpha} = 0.99$ and $c_{\beta-\alpha} < 0$ ($c_{\beta-\alpha} > 0$) at $\sqrt{s} = 250$ GeV. We here take $\tan\beta$ to 1.5, 3 and 5 and scan M^2 for $0 \leq M^2 \leq (3 \text{ TeV})^2$. The LO cross section decreases from its SM value due to the mixing of the CP-even states. When $s_{\beta-\alpha} = 0.99$, the size of deviation is $\Delta R^{hZ} = -c_{\beta-\alpha}^2 \simeq -0.02$ at LO. We can see that the magnitude of one-loop effects is compatible with that of the LO contribution, and the NP effects sizably change the predictions for ΔR^{hZ} . The behavior of ΔR^{hZ} is almost the same as that of $\overline{\Delta}_{hZZ}^{\text{EW}}$. In the both signs of $c_{\beta-\alpha}$, $\overline{\Delta}_{hZZ}^{\text{EW}}$ generally increases the magnitude of $|\Delta R^{hZ}|$ except for

$\sigma(e^+e^- \rightarrow Zh)$	$h \rightarrow b\bar{b}$	$h \rightarrow c\bar{c}$	$h \rightarrow \tau\bar{\tau}$	$h \rightarrow WW^*$	$h \rightarrow ZZ^*$	$h \rightarrow \gamma\gamma$
2%	1.3%	8.3%	3.2%	4.6%	18%	34%

TABLE III: Expected 1σ accuracy for the SM-like Higgs boson measurements at the ILC. We quote the values at $\sqrt{s} = 250$ GeV with 250 fb^{-1} for $(P_e, P_{\bar{e}}) = (-0.8, +0.3)$ in Table VI in Ref. [26]. Except for $\sigma(e^+e^- \rightarrow Zh)$, the numbers correspond to the accuracy of $\sigma(e^+e^- \rightarrow hZ) \times \text{BR}(h \rightarrow XY)$.

the region with relatively lighter mass of the additional Higgs bosons. The possible magnitude of ΔR^{hZ} decreases as $\tan\beta$ becomes large due to the perturbative unitarity and vacuum stability bounds.

Finally, we mention the corrections to the angular distribution of the Z boson. As we have mentioned, the $he\bar{e}$ vertex and box contributions cause non-trivial $\cos\theta$ dependence. In the limit of the massless electron, only mixing of CP-even states modifies the $he\bar{e}$ vertex and box contributions. However, as we can see from Figs. 7 and 10, these effects are rather small at $\sqrt{s} = 250$ GeV. Therefore, the angular distribution of Z bosons is almost the same as the predictions in the SM.

E. Correlation in the cross section times decay branching ratios

In this subsection, we analyze the correlation in the cross section times decay branching ratios of the SM-like Higgs boson in the HSM, the IDM and the four types of 2HDMs.

At future collider experiments such as the ILC, the cross section of $e^+e^- \rightarrow hZ$ can be measured without depending on the decay of the SM-like Higgs boson by utilizing the recoil mass technique [26, 128]. This makes it possible to measure the decay branching ratio of the SM-like Higgs boson independently of the cross section. However, the cross section times decay branching ratios of the SM-like Higgs boson can be measured more precisely. In Table III, we summarize the expected accuracy of the cross section times decay branching ratios of the SM-like Higgs boson at the ILC at $\sqrt{s} = 250$ GeV with 250 fb^{-1} for $(P_e, P_{\bar{e}}) = (-0.8, +0.3)$. The values in Table III are taken from Table VI in [26].

In the following, we analyze the predictions for $\sigma(e^+e^- \rightarrow hZ) \times \text{BR}(h \rightarrow XY)$ at one-loop level, where X and Y denote decay products of the SM-like Higgs boson. In order to discuss deviations from predictions in the SM, we evaluate the ratio of the total cross section times the decay branching ratios

$$\Delta R_{XY}^{hZ} = \frac{\sigma_{\text{NP}}(e^+e^- \rightarrow hZ)\text{BR}_{\text{NP}}(h \rightarrow XY)}{\sigma_{\text{SM}}(e^+e^- \rightarrow hZ)\text{BR}_{\text{SM}}(h \rightarrow XY)} - 1, \quad (\text{IV.7})$$

where we assume the beam polarization $(P_e, P_{\bar{e}}) = (-0.8, +0.3)$. In the evaluation of the decay branching ratios of the SM-like Higgs boson with the one-loop EW and QCD corrections, we use the H-COUP program [52, 53]. Although the magnitude of ΔR_{XY}^{hZ} depends on the treatment of the QED corrections, we do not consider these corrections and discuss the pattern of the deviations in the correlation of $\sigma(e^+e^- \rightarrow hZ) \times \text{BR}(h \rightarrow XY)$. The QED corrections in the cross section universally change the magnitude of $\sigma(e^+e^- \rightarrow hZ) \times \text{BR}(h \rightarrow XY)$. Therefore, the pattern of the deviations is not changed even if we include the QED corrections following a realistic experimental setup.

We scan the input parameters in each model in the following way. In the HSM, there are five input parameters as given in Eq. (II.10). We here use M^2 as an input parameter instead of $\lambda_{\Phi S}$. The mass of the additional Higgs boson H is scanned as

$$400 \text{ GeV} \leq m_H < 2000 \text{ GeV}, \quad (\text{IV.8})$$

while c_α and M^2 are scanned as

$$0.95 \leq c_\alpha < 1, \quad 0 \leq M^2 < (m_H + 250 \text{ GeV})^2. \quad (\text{IV.9})$$

We here take $\mu_s = 0$ and $\lambda_S = 0.1$ for simplicity.

In the 2HDMs, we have six input parameters given in Eq. (II.26). We assume that the additional Higgs bosons are degenerate in mass as in the previous subsection. In this scenario, the constraint of the EW T parameter is satisfied independently of the type of the 2HDMs. The degenerate mass $m_\Phi (= m_{H^\pm} = m_H = m_A)$ is scanned as

$$400 \text{ GeV} \leq m_\Phi < 2000 \text{ GeV} \quad \text{for the Type-I and X 2HDMs}, \quad (\text{IV.10})$$

$$800 \text{ GeV} \leq m_\Phi < 2000 \text{ GeV} \quad \text{for the Type-II and Y 2HDMs}. \quad (\text{IV.11})$$

The lower bound of m_Φ in the Type-I and Type-X 2HDMs comes from the direct search for $A \rightarrow \tau\bar{\tau}$ at the LHC [25]. In the Type-I 2HDM, the parameter regions with $\tan\beta \gtrsim 2$ are not excluded. However, we take the above parameter regions for simplicity. In the Type-II and Type-Y 2HDMs, the lower bound comes from the flavor experiments, especially from $B_s \rightarrow X_s \gamma$ [115]. In addition, we scan the other parameters as

$$0.98 \leq s_{\beta-\alpha} < 1, \quad 2 \leq \tan\beta < 10, \quad 0 \leq M^2 < (m_\Phi + 250 \text{ GeV})^2. \quad (\text{IV.12})$$

The lower bound of $\tan\beta$ comes from the flavor experiments. We analyze both the positive and negative signs of $c_{\beta-\alpha}$.

κ_b	κ_τ	κ_γ	κ_g	κ_Z	κ_W
$1.03^{+0.19}_{-0.17}$	$1.05^{+0.16}_{-0.15}$	1.05 ± 0.09	$0.99^{+0.11}_{-0.10}$	1.11 ± 0.08	1.05 ± 0.09

TABLE IV: Current measurements κ_{XY} factors at 1σ accuracy. We quote the values in Table XI in [3]. We assume that there is no decay mode where the SM-like Higgs boson decays into additional Higgs bosons.

In the IDM, we have five input parameters given in Eq. (II.37). We take $m_H = 63$ GeV which is favored by dark matter constraints. In order to satisfy the constraint from the EW T parameter, we assume that H^\pm and A are degenerate in mass. The degenerate mass $m_{H^\pm}(=m_A)$, M^2 and λ_2 are scanned as

$$100 \text{ GeV} \leq m_{H^\pm} < 1000 \text{ GeV}, \quad (\text{IV.13})$$

$$0 \leq M^2 < (m_\Phi + 250 \text{ GeV})^2, \quad (\text{IV.14})$$

$$0 < \lambda_2 < 4\pi. \quad (\text{IV.15})$$

Over the above parameter spaces, we impose the constraints discussed in Sec. II such as perturbative unitarity, vacuum stability, avoiding wrong vacua, and the constraints from the EW S and T parameters. In addition, we take into account the current data of the signal strengths of the discovered Higgs boson at the LHC. We evaluate the decay rates of the SM-like Higgs boson with higher-order corrections by using the H-COUP program [52, 53]. We define the scaling factor $\kappa_{XY} = \sqrt{\Gamma_{h \rightarrow XY}^{\text{NP}} / \Gamma_{h \rightarrow XY}^{\text{SM}}}$ at the one-loop level, and remove the parameter points, where κ_{XY} deviates from the observed data at 95% C.L.. In Table IV, we summarize the current measurements of κ_{XY} factors at 1σ accuracy. The values in Table IV are taken from Table XI in Ref. [3]. We assume that there is no decay mode where the SM-like Higgs boson decays into additional Higgs bosons.

In the Type-II, X and Y 2HDMs, we have parameter points where Yukawa coupling constants take the negative sign with a large value of $\tan \beta$ and $c_{\beta-\alpha} > 0$. These parameter points show the sizable deviation both in the Higgs branching ratio and cross section. However, we simply omit such particular parameter points in the following analysis in order to extract general features in the 2HDMs.

Before moving on to the numerical results, we discuss the general property of ΔR_{XY}^{hZ} . The ratio of the total cross section times the decay branching ratio ΔR_{XY}^{hZ} can be rewritten as

$$\Delta R_{XY}^{hZ} = \Delta R^{Zh} + \Delta R_{XY} + \Delta R^{Zh} \Delta R_{XY}, \quad (\text{IV.16})$$

with ΔR^{Zh} defined in Eq. (IV.4) and ΔR_{XY} defined as

$$\Delta R_{XY} = \frac{\text{BR}_{\text{NP}}(h \rightarrow XY)}{\text{BR}_{\text{SM}}(h \rightarrow XY)} - 1. \quad (\text{IV.17})$$

The order of loop expansion of $\Delta R^{Zh}\Delta R_{XY}$ is $\mathcal{O}(\hbar^2)$, and it is sub-leading. Therefore, the qualitative behavior of ΔR_{XY}^{hZ} can be understood by independently analyzing ΔR^{Zh} and ΔR_{XY} .

The behavior of ΔR_{XY} has been studied in Ref. [55] by using the H-COUP program [52, 53]. For later convenience, we briefly summarize the behavior of ΔR_{XY} in the HSM, the IDM and the four types of 2HDMs. First, in the HSM, the decay branching ratios of h are almost the same as those in the SM predictions, because the partial decay widths are universally suppressed by the radiative corrections and the mixing of the CP-even states. In our study, both $\Delta R_{\tau\tau}$ and ΔR_{bb} are at most 0.5%.

The same argument has been claimed for the IDM in Ref. [55]. However, we find that the parameter regions where both ΔR_{bb} and $\Delta R_{\tau\tau}$ take a few percent deviations. This difference comes from the large value of λ_2 . In Ref. [55], λ_2 has been fixed to 0.1. However, the magnitude of λ_2 indirectly controls the possible size of other Higgs quartic couplings especially through the vacuum stability bound given in Eq. (II.31). We have obtained the almost same results as those in Ref. [55] when we impose $\lambda_2 \leq 0.1$.

In the 2HDMs, the predictions to $\Delta R_{\tau\tau}$ and ΔR_{bb} spread out into different directions according to the type of the Yukawa interactions and the sign of $c_{\beta-\alpha}$. The possible magnitudes of the deviations in the Type-II, X and Y 2HDMs are rather large compared to the Type-I 2HDM, the HSM and the IDM. They can reach several tens of percent, and especially $\Delta R_{\tau\tau}$ reaches a hundred percent in the Type-X 2HDM.

In Fig. 11, we show the correlations between $\Delta R_{\tau\tau}^{hZ}$ and ΔR_{bb}^{hZ} in the HSM, the IDM and the four types of 2HDMs. We take the color codes where orange, grey, red, blue, green and purple correspond to the HSM, the IDM and the Type-I, II, X, Y 2HDMs, respectively. The lighter color corresponds to the lighter mass scale of the additional Higgs bosons, $m_\Phi \geq 400, 800, 1200$ and 1600 GeV in order. In the left (right) panel, we show the results with $c_{\beta-\alpha} < 0$ ($c_{\beta-\alpha} > 0$). The results in the HSM and the IDM are the same both in the left and right panels.

As discussed in Eq. (IV.16), ΔR_{XY}^{hZ} can be rewritten as the sum of ΔR^{Zh} and ΔR_{XY} , and ΔR^{Zh} takes a negative value in most cases. In the Type-II, X and Y 2HDMs, the typical size of ΔR_{XY} is larger than ΔR^{Zh} . Therefore, the pattern of the deviation is mainly determined by ΔR_{XY} , and it is consistent with previous analysis in Ref. [55]. In these models, the possible sizes of the deviations are large enough to be detected at the ILC if m_Φ is about one TeV or less.

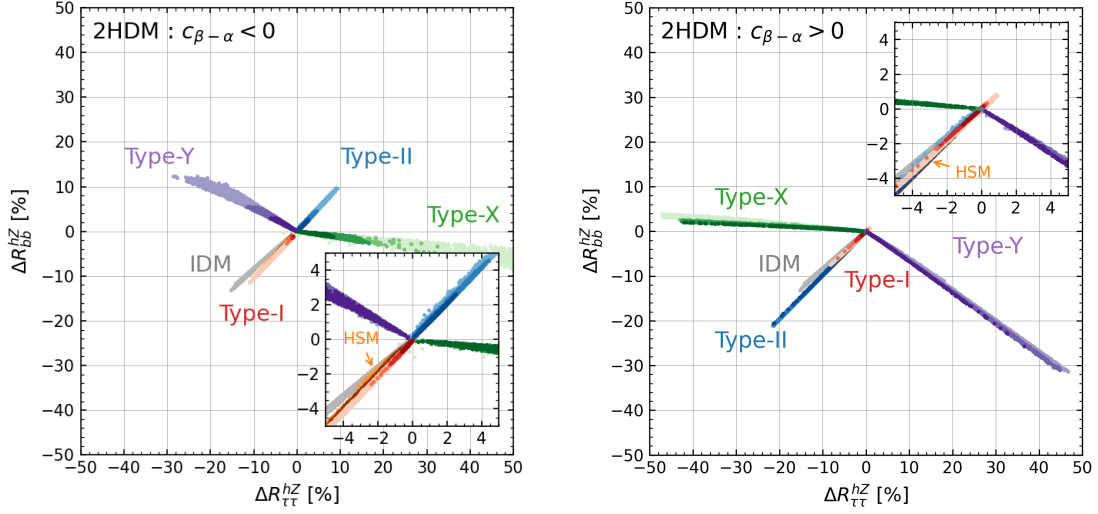


FIG. 11: Correlation between $\Delta R_{\tau\tau}^{hZ}$ and ΔR_{bb}^{hZ} in the HSM (orange), the IDM (grey) and the Type-I (red), Type-II (blue), Type-X (green), Type-Y (purple) 2HDMs. The left panel shows the results with $c_{\beta-\alpha} < 0$ in the 2HDMs, and the right panel shows those with $c_{\beta-\alpha} > 0$. The ranges of the parameters are explained in the text. The lighter color corresponds to the lighter mass scale of the additional Higgs bosons, $m_\Phi \geq 400, 800, 1200$ and 1600 GeV in order.

In the HSM, the Type-I 2HDM and the IDM, we can see sizable deviations both in $\Delta R_{\tau\tau}^{hZ}$ and ΔR_{bb}^{hZ} , and they reach about 10%. Both $\Delta R_{\tau\tau}^{hZ}$ and ΔR_{bb}^{hZ} take larger values than those in $\Delta R_{\tau\tau}$ and ΔR_{bb} . This is because the typical size of ΔR^{Zh} is larger than ΔR_{XY} in these models, and ΔR_{XY} also takes a negative value in the HSM, the Type-I 2HDM with $c_{\beta-\alpha} < 0$ and the IDM. In the Type-I 2HDM with $c_{\beta-\alpha} > 0$, ΔR_{XY} takes a positive value. However, the typical size of ΔR_{XY} is smaller than ΔR^{hZ} , and ΔR_{XY}^{Zh} takes a negative value in most of the parameter regions. In the Type-I 2HDM, ΔR_{XY}^{Zh} quickly decouples. This is because a non-zero $c_{\beta-\alpha}$ realizes the maximal deviation in ΔR^{hZ} , especially at LO. If m_Φ is large, the possible value of $c_{\beta-\alpha}$ is constrained mainly by perturbative unitarity. On the contrary, in the other types of 2HDMs with $c_{\beta-\alpha} > 0$, the decoupling behavior is not clearly seen. This is because taking the inner parameter $\tan\beta$ large keeps the magnitude of the deviation to be large even in the case of large m_Φ . On the other hand, constraints from the Higgs signal strength in the HSM are weaker than those in the 2HDMs, and the deviation in c_α realizes the sizable ΔR_{XY}^{Zh} even if m_Φ is larger than 1 TeV. In the IDM, the decoupling limit cannot be applied because we fix $m_H = 63$ GeV. Therefore, we have a sizable deviation although there is no mixing between the CP-even states.

In Fig. 12, we show the correlations between $\Delta R_{\tau\tau}^{hZ}$ and ΔR_{cc}^{hZ} in the HSM, the IDM and the

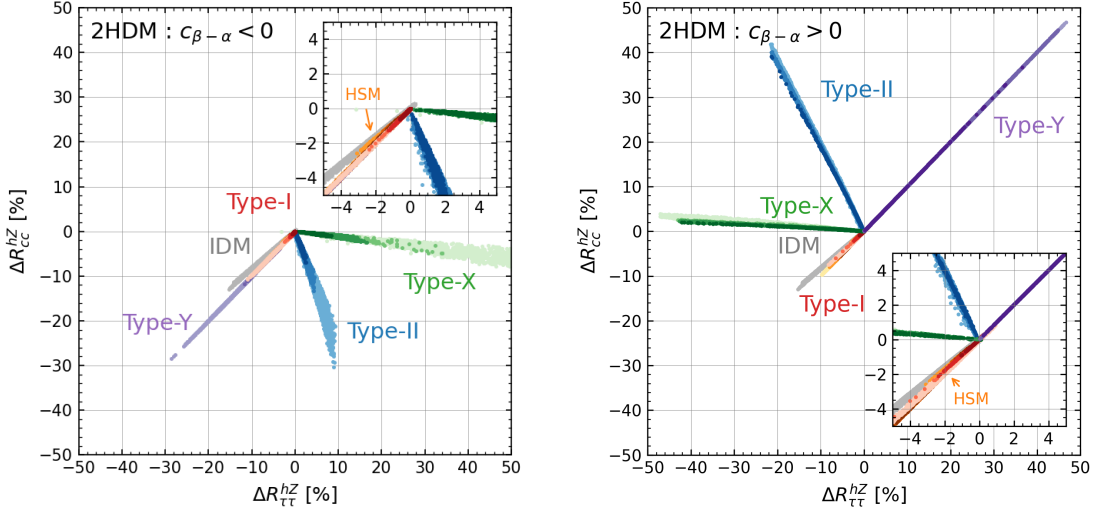


FIG. 12: Correlation between $\Delta R_{\tau\tau}^{hZ}$ and ΔR_{cc}^{hZ} . Color codes and the ranges of the parameters are the same as in those of Fig. 11.

four types of 2HDMs. The color codes and gradations are the same as those in Fig. 11. In the left (right) panel, we show the results with $c_{\beta-\alpha} < 0$ ($c_{\beta-\alpha} > 0$). The results in the HSM and the IDM are the same both in the left and right panels.

Qualitative behavior of the deviations in each model is the same as in Fig. 11. In the Type-II, X and Y 2HDMs, the typical size of ΔR_{XY} is larger than ΔR^{Zh} , and the pattern of the deviation is mainly determined by ΔR_{XY} . On the other hand, we also have sizable deviations in the HSM, the Type-I 2HDM and the IDM, and they reach about 10%. In the Type-I 2HDM with $c_{\beta-\alpha} > 0$, ΔR_{XY} takes a positive value. However, the typical size of ΔR_{XY} is smaller than ΔR^{hZ} , and ΔR_{XY}^{Zh} takes a negative value in most of the parameter regions.

If $c_{\beta-\alpha}$ is negative, the directions of the deviations in $\Delta R_{\tau\tau}^{hZ}$ and ΔR_{cc}^{hZ} are the same in the HSM, the IDM and the Type-I and Y 2HDMs. However, this overlap can be partially resolved by looking at the correlation between $\Delta R_{\tau\tau}^{hZ}$ and ΔR_{bb}^{hZ} where the Type-Y 2HDM shows a different correlation with others. On the other hand, if $c_{\beta-\alpha}$ is positive, the directions of the deviations in $\Delta R_{\tau\tau}^{hZ}$ and ΔR_{bb}^{hZ} are the same in the HSM, the IDM and the Type-I and II 2HDMs. This overlap can also be resolved by looking at the correlation between $\Delta R_{\tau\tau}^{hZ}$ and ΔR_{cc}^{hZ} where the Type-II 2HDM shows a different correlation with others.

In order to discriminate the Type-I 2HDM from the HSM and the IDM, we can use the correlation between $\Delta R_{\tau\tau}^{hZ}$ and ΔR_{WW}^{hZ} . In Fig. 13, we show the correlations between $\Delta R_{\tau\tau}^{hZ}$ and ΔR_{WW}^{hZ} in the HSM, the IDM and the four types of 2HDMs. The color codes and gradations are the same

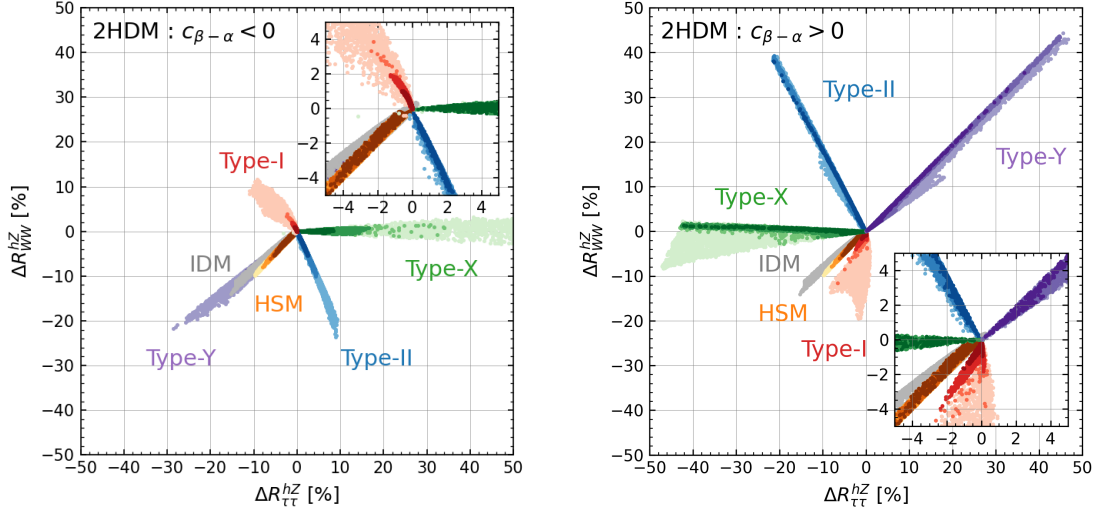


FIG. 13: Correlation between $\Delta R_{\tau\tau}^{hZ}$ and ΔR_{WW}^{hZ} . Color codes and the ranges of the parameters are the same as in those of Fig. 11.

as those in Fig. 11. In the left (right) panel, we show the results with $c_{\beta-\alpha} < 0$ ($c_{\beta-\alpha} > 0$). The results in the HSM and the IDM are the same both in the left and right panels. Especially in the case of $c_{\beta-\alpha} < 0$, ΔR_{WW}^{hZ} takes a positive value in the Type-I 2HDM, while it takes a negative value in the HSM and the IDM. Even in the case of $c_{\beta-\alpha} > 0$, there is a stronger correlation between $\Delta R_{\tau\tau}^{hZ}$ and ΔR_{WW}^{hZ} in the HSM and the IDM than those in the Type-I 2HDM.

Finally, we discuss the discrimination between the HSM and the IDM. The deviation $\Delta R_{\gamma\gamma}^{hZ}$ might be useful to discriminate these models because it is mainly affected by the contribution of the charged Higgs bosons. The behaviors of $\Delta R_{\tau\tau}^{hZ}$ and $\Delta R_{\gamma\gamma}^{hZ}$ show a different correlation between the HSM and the IDM. However, the possible size of $\Delta R_{\gamma\gamma}^{hZ}$ is at most 20%, and it is rather challenging to discriminate them with 95% C.L. at the ILC. The large uncertainty in $\Delta R_{\gamma\gamma}^{hZ}$ at the ILC mainly comes from the low statistics, and this would be improved by performing the combined study with the measurements at the ILC and the HL-LHC.

V. CONCLUSION

We have calculated the cross section for $e^+e^- \rightarrow hZ$ with arbitrary sets of electron and Z boson polarization at the full next-to-leading order in the HSM, the IDM and the four types of 2HDMs. We have systematically performed complete one-loop calculations to the helicity amplitudes in the on-shell renormalization scheme and present the full analytic results as well as numerical evaluations.

The deviation ΔR^{hZ} in the total cross section from its SM prediction has been comprehensively analyzed, and the differences among these models have been discussed in detail. We have found that new physics effects appearing in the renormalized hZZ vertex almost govern the behavior of ΔR^{hZ} . We have also shown that the predictions for the deviations in the total cross section of $e^+e^- \rightarrow hZ$ times the branching ratios of $h \rightarrow XY$. It has been found that we can discriminate the four types of 2HDMs by analyzing the correlation between ΔR_{bb}^{hZ} and $\Delta R_{\tau\tau}^{hZ}$ and those between ΔR_{cc}^{hZ} and $\Delta R_{\tau\tau}^{hZ}$. Furthermore, the Type-I 2HDM might be specified from the HSM and the IDM by measuring the deviation in ΔR_{WW}^{hZ} . These signatures can be tested by precision measurements at future Higgs factories such as the ILC. On the other hand, the discrimination between the HSM and the IDM is rather challenging only by the measurement at the ILC. However, this problem might be solved by taking into account the deviation in $h \rightarrow \gamma\gamma$ signals at the LHC and the HL-LHC.

Acknowledgement

This work is supported in part by the Grant-in-Aid on Innovative Areas, the Ministry of Education, Culture, Sports, Science and Technology, No. 16H06492 and JSPS KAKENHI Grant No. 20H00160 [S.K.], and JSPS KAKENHI Grant No. 18K03648, 20H05239 and 21H01077 [K.M.]. M. A. was supported in part by the Sasakawa Scientific Research Grant from The Japan Science Society.

Appendix A: Input parameters

We work in the scheme where $\alpha_{\text{em}}(0)$, G_F and m_Z are input parameters following the H-COUP program. In Table V, we list the SM input parameters. The values of input parameters are taken from Ref. [94]. Other parameters can be evaluated in terms of the above inputs by using tree-level relations.

Appendix B: Analytic formulae for the box diagrams

We here give the analytic expressions for the box diagram contributions denoted by $F_i^k(s, t)$ in Eq. (III.55) and Eq. (III.59) in terms of the Passarino–Veltman functions defined in Ref. [129]. We calculate the box diagrams in the 't Hooft–Feynman gauge.

Input parameter	Symbol	Value
fine-structure constant at the Thomson limit	$\alpha_{\text{em}}^{-1}(0)$	137.035999139
Fermi constant	G_F [GeV $^{-2}$]	1.1663787×10^{-5}
Z boson mass	m_Z [GeV]	91.1876
strong coupling constant at m_Z	$\alpha_s(m_Z)$	0.1181
Higgs boson mass	m_h [GeV]	125.1
top-quark pole mass	m_t [GeV]	173.1
bottom-quark pole mass	m_b [GeV]	4.78
charm-quark pole mass	m_c [GeV]	1.67
tauon mass	m_τ [GeV]	1.77686
muon mass	m_μ [GeV]	0.105658367

TABLE V: SM input parameters. The values are taken from Ref. [94].

The analytic expressions are given as follows

$$C^1 = \frac{1}{2}g^4 m_W c_W, \quad (\text{B.1})$$

$$F_e^1 = 4(D_0 + D_{11} + D_{13} + D_{25})(0, 0, m_Z^2, m_h^2, s, u; W, 0, W, W), \quad (\text{B.2})$$

$$F_e^1 = 2(D_{13} - D_{12} + 2D_{26})(0, 0, m_Z^2, m_h^2, s, u; W, 0, W, W), \quad (\text{B.3})$$

$$F^1 = -2C_0(s, m_Z^2, m_h^2; W, W, W) - [4D_{27} + (s - t + m_Z^2)(D_0 + D_{11}) \\ + uD_{13} + 2(u - m_Z^2)D_{12}](0, 0, m_Z^2, m_h^2, s, u; W, 0, W, W), \quad (\text{B.4})$$

$$C^2 = \frac{1}{2}g^4 m_W c_W, \quad (\text{B.5})$$

$$F_e^2 = 2(D_{13} - D_{12} + 2D_{26})(0, 0, m_Z^2, m_h^2, s, t; W, 0, W, W), \quad (\text{B.6})$$

$$F_e^2 = 4(D_0 + D_{11} + D_{13} + D_{25})(0, 0, m_Z^2, m_h^2, s, t; W, 0, W, W), \quad (\text{B.7})$$

$$F^2 = -2C_0(s, m_Z^2, m_h^2; W, W, W) - [4D_{27} + (m_Z^2 + s - u)(D_0 + D_{11}) \\ + 2(t - m_Z^2)D_{12} + tD_{13}](0, 0, m_Z^2, m_h^2, s, t; W, 0, W, W), \quad (\text{B.8})$$

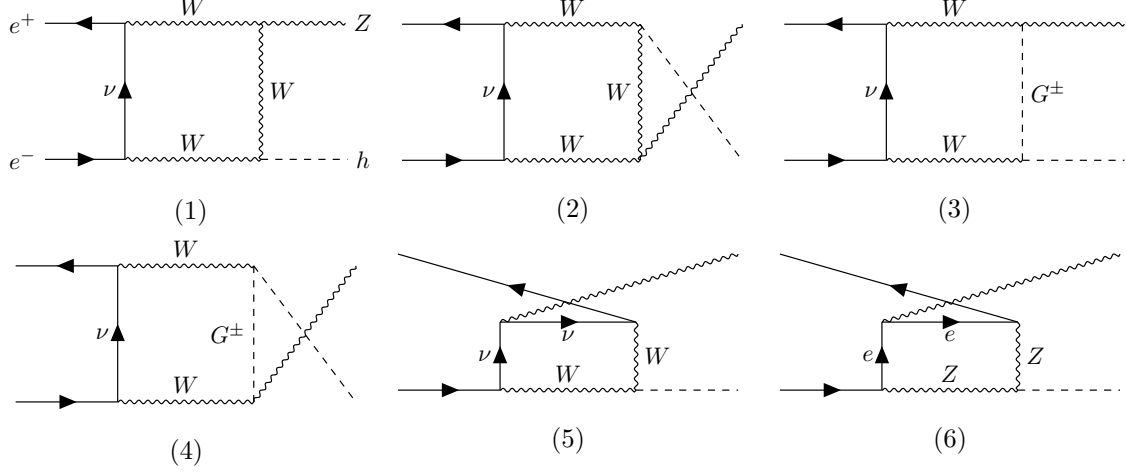
$$C^3 = -\frac{1}{4}g^3 g_Z m_W, \quad (\text{B.9})$$

$$F_e^3 = 0, \quad (\text{B.10})$$

$$F_e^3 = -4(D_{12} - D_{13})(0, 0, m_Z^2, m_h^2, s, u; W, 0, W, G^\pm), \quad (\text{B.11})$$

$$F^3 = C_0(s, m_Z^2, m_h^2; W, W, W) \\ + 2[-(u - m_h^2)(D_0 + D_{11}) + uD_{13}](0, 0, m_Z^2, m_h^2, s, u; W, 0, W, G^\pm), \quad (\text{B.12})$$

$$C^4 = -\frac{1}{4}g^3 g_Z m_W s_W^2, \quad (\text{B.13})$$

FIG. 14: Box diagrams for $e^+e^- \rightarrow hZ$.

$$F_e^4 = -4(D_{12} - D_{13})(0, 0, m_Z^2, m_h^2, s, t; W, 0, W, G^\pm), \quad (\text{B.14})$$

$$F_{\bar{e}}^4 = 0, \quad (\text{B.15})$$

$$F^4 = C_0(s, m_Z^2, m_h^2; W, W, W) + 2[-(t - m_h^2)(D_0 + D_{11}) + tD_{13}](0, 0, m_Z^2, m_h^2, s, t; W, 0, W, G^\pm), \quad (\text{B.16})$$

$$C^5 = -(v_\nu + a_\nu) \frac{2m_W^2}{v} g^2 g_Z, \quad (\text{B.17})$$

$$F_e^5 = -2(D_0 + D_{11} + D_{12} + D_{24})(0, m_Z^2, 0, m_h^2, t, u; W, 0, 0, W), \quad (\text{B.18})$$

$$F_{\bar{e}}^5 = -2D_{26}(0, m_Z^2, 0, m_h^2, t, u; W, 0, 0, W), \quad (\text{B.19})$$

$$F^5 = -C_0(t, 0, m_h^2; W, 0, W) - [-2D_{27} + (t - m_Z^2)(D_0 + D_{11}) + m_Z^2 D_{12}](0, m_Z^2, 0, m_h^2, t, u; W, 0, 0, W), \quad (\text{B.20})$$

$$C^6 = -\frac{4m_Z^2}{v} g_Z^3, \quad (\text{B.21})$$

$$F_e^6 = -2(D_0 + D_{11} + D_{12} + D_{24})(0, m_Z^2, 0, m_h^2, t, u; Z, 0, 0, Z), \quad (\text{B.22})$$

$$F_{\bar{e}}^6 = -2D_{26}(0, m_Z^2, 0, m_h^2, t, u; Z, 0, 0, Z), \quad (\text{B.23})$$

$$F^6 = -C_0(t, 0, m_h^2; Z, 0, Z) - [-2D_{27} + (t - m_Z^2)(D_0 + D_{11}) + m_Z^2 D_{12}](0, m_Z^2, 0, m_h^2, t, u; Z, 0, 0, Z). \quad (\text{B.24})$$

[1] Georges Aad, et al. Observation of a new particle in the search for the Standard Model Higgs boson with the ATLAS detector at the LHC. *Phys. Lett. B*, Vol. 716, pp. 1–29, 2012.

- [2] Serguei Chatrchyan, et al. Observation of a New Boson at a Mass of 125 GeV with the CMS Experiment at the LHC. *Phys. Lett. B*, Vol. 716, pp. 30–61, 2012.
- [3] Georges Aad, et al. Combined measurements of Higgs boson production and decay using up to 80 fb⁻¹ of proton-proton collision data at $\sqrt{s} = 13$ TeV collected with the ATLAS experiment. *Phys. Rev. D*, Vol. 101, No. 1, p. 012002, 2020.
- [4] Combined Higgs boson production and decay measurements with up to 137 fb⁻¹ of proton-proton collision data at $\sqrt{s} = 13$ TeV. 2020.
- [5] Georges Aad, et al. Search for heavy Higgs bosons decaying into two tau leptons with the ATLAS detector using pp collisions at $\sqrt{s} = 13$ TeV. *Phys. Rev. Lett.*, Vol. 125, No. 5, p. 051801, 2020.
- [6] Georges Aad, et al. Search for heavy neutral Higgs bosons produced in association with b -quarks and decaying into b -quarks at $\sqrt{s} = 13$ TeV with the ATLAS detector. *Phys. Rev. D*, Vol. 102, No. 3, p. 032004, 2020.
- [7] Morad Aaboud, et al. Search for heavy particles decaying into top-quark pairs using lepton-plus-jets events in proton-proton collisions at $\sqrt{s} = 13$ TeV with the ATLAS detector. *Eur. Phys. J. C*, Vol. 78, No. 7, p. 565, 2018.
- [8] Morad Aaboud, et al. Search for pair production of Higgs bosons in the $b\bar{b}b\bar{b}$ final state using proton-proton collisions at $\sqrt{s} = 13$ TeV with the ATLAS detector. *JHEP*, Vol. 01, p. 030, 2019.
- [9] Morad Aaboud, et al. Search for heavy resonances decaying into WW in the $e\nu\mu\nu$ final state in pp collisions at $\sqrt{s} = 13$ TeV with the ATLAS detector. *Eur. Phys. J. C*, Vol. 78, No. 1, p. 24, 2018.
- [10] Georges Aad, et al. Search for heavy resonances decaying into a pair of Z bosons in the $\ell^+\ell^-\ell'^+\ell'^-$ and $\ell^+\ell^-\nu\bar{\nu}$ final states using 139 fb⁻¹ of proton-proton collisions at $\sqrt{s} = 13$ TeV with the ATLAS detector. *Eur. Phys. J. C*, Vol. 81, No. 4, p. 332, 2021.
- [11] Georges Aad, et al. Search for resonances decaying into a weak vector boson and a Higgs boson in the fully hadronic final state produced in proton-proton collisions at $\sqrt{s} = 13$ TeV with the ATLAS detector. *Phys. Rev. D*, Vol. 102, No. 11, p. 112008, 2020.
- [12] Georges Aad, et al. Search for a heavy Higgs boson decaying into a Z boson and another heavy Higgs boson in the $\ell\ell b\bar{b}$ and $\ell\ell WW$ final states in pp collisions at $\sqrt{s} = 13$ TeV with the ATLAS detector. *Eur. Phys. J. C*, Vol. 81, No. 5, p. 396, 2021.
- [13] Georges Aad, et al. Search for charged Higgs bosons decaying into a top quark and a bottom quark at $\sqrt{s}=13$ TeV with the ATLAS detector. 2 2021.
- [14] Albert M Sirunyan, et al. Search for beyond the standard model Higgs bosons decaying into a $b\bar{b}$ pair in pp collisions at $\sqrt{s} = 13$ TeV. *JHEP*, Vol. 08, p. 113, 2018.
- [15] Albert M Sirunyan, et al. Search for heavy Higgs bosons decaying to a top quark pair in proton-proton collisions at $\sqrt{s} = 13$ TeV. *JHEP*, Vol. 04, p. 171, 2020.
- [16] Albert M Sirunyan, et al. Search for $t\bar{t}$ resonances in highly boosted lepton+jets and fully hadronic final states in proton-proton collisions at $\sqrt{s} = 13$ TeV. *JHEP*, Vol. 07, p. 001, 2017.
- [17] A. M. Sirunyan, et al. Search for a massive resonance decaying to a pair of Higgs bosons in the four

- b quark final state in proton-proton collisions at $\sqrt{s} = 13$ TeV. *Phys. Lett. B*, Vol. 781, pp. 244–269, 2018.
- [18] Albert M Sirunyan, et al. Search for a heavy Higgs boson decaying to a pair of W bosons in proton-proton collisions at $\sqrt{s} = 13$ TeV. *JHEP*, Vol. 03, p. 034, 2020.
 - [19] Albert M Sirunyan, et al. Search for a heavy pseudoscalar Higgs boson decaying into a 125 GeV Higgs boson and a Z boson in final states with two tau and two light leptons at $\sqrt{s} = 13$ TeV. *JHEP*, Vol. 03, p. 065, 2020.
 - [20] Albert M Sirunyan, et al. Search for charged Higgs bosons decaying into a top and a bottom quark in the all-jet final state of pp collisions at $\sqrt{s} = 13$ TeV. *JHEP*, Vol. 07, p. 126, 2020.
 - [21] Albert M Sirunyan, et al. Search for charged Higgs bosons in the $H^\pm \rightarrow \tau^\pm \nu_\tau$ decay channel in proton-proton collisions at $\sqrt{s} = 13$ TeV. *JHEP*, Vol. 07, p. 142, 2019.
 - [22] High-Luminosity Large Hadron Collider (HL-LHC): Technical Design Report V. 0.1. Vol. 4/2017, , 2017.
 - [23] Shinya Kanemura, Koji Tsumura, Kei Yagyu, and Hiroshi Yokoya. Fingerprinting nonminimal Higgs sectors. *Phys. Rev. D*, Vol. 90, p. 075001, 2014.
 - [24] Simone Blasi, Stefania De Curtis, and Kei Yagyu. Extracting the mass scale of a second Higgs boson from a deviation in $h(125)$ couplings. *JHEP*, Vol. 09, p. 091, 2017.
 - [25] Masashi Aiko, Shinya Kanemura, Mariko Kikuchi, Kentarou Mawatari, Kodai Sakurai, and Kei Yagyu. Probing extended Higgs sectors by the synergy between direct searches at the LHC and precision tests at future lepton colliders. *Nucl. Phys. B*, Vol. 966, p. 115375, 2021.
 - [26] The International Linear Collider Technical Design Report - Volume 2: Physics. 6 2013.
 - [27] Keisuke Fujii, et al. Physics Case for the 250 GeV Stage of the International Linear Collider. 10 2017.
 - [28] Shoji Asai, Junichi Tanaka, Yutaka Ushiroda, Mikihiro Nakao, Junping Tian, Shinya Kanemura, Shigeki Matsumoto, Satoshi Shirai, Motoi Endo, and Mitsuru Kakizaki. Report by the Committee on the Scientific Case of the ILC Operating at 250 GeV as a Higgs Factory. 10 2017.
 - [29] Keisuke Fujii, et al. Tests of the Standard Model at the International Linear Collider. 8 2019.
 - [30] M. Bicer, et al. First Look at the Physics Case of TLEP. *JHEP*, Vol. 01, p. 164, 2014.
 - [31] Muhammd Ahmad, et al. CEPC-SPPC Preliminary Conceptual Design Report. 1. Physics and Detector. 3 2015.
 - [32] F. Bojarski, G. Chalons, D. Lopez-Val, and T. Robens. Heavy to light Higgs boson decays at NLO in the Singlet Extension of the Standard Model. *JHEP*, Vol. 02, p. 147, 2016.
 - [33] Shinya Kanemura, Mariko Kikuchi, and Kei Yagyu. Radiative corrections to the Higgs boson couplings in the model with an additional real singlet scalar field. *Nucl. Phys. B*, Vol. 907, pp. 286–322, 2016.
 - [34] Shinya Kanemura, Mariko Kikuchi, and Kei Yagyu. One-loop corrections to the Higgs self-couplings in the singlet extension. *Nucl. Phys. B*, Vol. 917, pp. 154–177, 2017.
 - [35] Shi-Ping He and Shou-hua Zhu. One-loop radiative correction to the triple Higgs coupling in the Higgs singlet model. *Phys. Lett. B*, Vol. 764, pp. 31–37, 2017. [Erratum: Phys.Lett.B 797, 134782 (2019)].

- [36] A. Arhrib, M. Capdequi Peyranere, W. Hollik, and S. Penaranda. Higgs decays in the two Higgs doublet model: Large quantum effects in the decoupling regime. *Phys. Lett. B*, Vol. 579, pp. 361–370, 2004.
- [37] Shinya Kanemura, Yasuhiro Okada, Eibun Senaha, and C. P. Yuan. Higgs coupling constants as a probe of new physics. *Phys. Rev. D*, Vol. 70, p. 115002, 2004.
- [38] Shinya Kanemura, Mariko Kikuchi, and Kei Yagyu. Radiative corrections to the Yukawa coupling constants in two Higgs doublet models. *Phys. Lett. B*, Vol. 731, pp. 27–35, 2014.
- [39] Shinya Kanemura, Mariko Kikuchi, and Kei Yagyu. Fingerprinting the extended Higgs sector using one-loop corrected Higgs boson couplings and future precision measurements. *Nucl. Phys. B*, Vol. 896, pp. 80–137, 2015.
- [40] H. Castilla-Valdez, A. Moyotl, M. A. Perez, and C. G. Honorato. Sensitivity of the decay $h \rightarrow ZZ^* \rightarrow Zl + l-$ to the Higgs self-coupling through radiative corrections. *Phys. Rev. D*, Vol. 93, No. 5, p. 055001, 2016.
- [41] Marcel Krause, Robin Lorenz, Margarete Muhlleitner, Rui Santos, and Hanna Ziesche. Gauge-independent Renormalization of the 2-Higgs-Doublet Model. *JHEP*, Vol. 09, p. 143, 2016.
- [42] A. Arhrib, R. Benbrik, J. El Falaki, and W. Hollik. Triple Higgs coupling effect on $h^0 \rightarrow b\bar{b}$ and $h^0 \rightarrow \tau^+\tau^-$ in the 2HDM. *Phys. Lett. B*, Vol. 774, pp. 195–204, 2017.
- [43] Shinya Kanemura, Mariko Kikuchi, Kodai Sakurai, and Kei Yagyu. Gauge invariant one-loop corrections to Higgs boson couplings in non-minimal Higgs models. *Phys. Rev. D*, Vol. 96, No. 3, p. 035014, 2017.
- [44] Lukas Altenkamp, Stefan Dittmaier, and Heidi Rzehak. Renormalization schemes for the Two-Higgs-Doublet Model and applications to $h \rightarrow WW/ZZ \rightarrow 4$ fermions. *JHEP*, Vol. 09, p. 134, 2017.
- [45] Lukas Altenkamp, Stefan Dittmaier, and Heidi Rzehak. Precision calculations for $h \rightarrow WW/ZZ \rightarrow 4$ fermions in the Two-Higgs-Doublet Model with Prophecy4f. *JHEP*, Vol. 03, p. 110, 2018.
- [46] Lukas Altenkamp, Michele Boggia, and Stefan Dittmaier. Precision calculations for $h \rightarrow WW/ZZ \rightarrow 4$ fermions in a Singlet Extension of the Standard Model with Prophecy4f. *JHEP*, Vol. 04, p. 062, 2018.
- [47] Jiayin Gu, Honglei Li, Zhen Liu, Shufang Su, and Wei Su. Learning from Higgs Physics at Future Higgs Factories. *JHEP*, Vol. 12, p. 153, 2017.
- [48] Ning Chen, Tao Han, Shufang Su, Wei Su, and Yongcheng Wu. Type-II 2HDM under the Precision Measurements at the Z -pole and a Higgs Factory. *JHEP*, Vol. 03, p. 023, 2019.
- [49] Tao Han, Shuailong Li, Shufang Su, Wei Su, and Yongcheng Wu. Comparative Studies of 2HDMs under the Higgs Boson Precision Measurements. *JHEP*, Vol. 01, p. 045, 2021.
- [50] Abdesslam Arhrib, Rachid Benbrik, Jaouad El Falaki, and Adil Jueid. Radiative corrections to the Triple Higgs Coupling in the Inert Higgs Doublet Model. *JHEP*, Vol. 12, p. 007, 2015.
- [51] Shinya Kanemura, Mariko Kikuchi, and Kodai Sakurai. Testing the dark matter scenario in the inert doublet model by future precision measurements of the Higgs boson couplings. *Phys. Rev. D*, Vol. 94, No. 11, p. 115011, 2016.

- [52] Shinya Kanemura, Mariko Kikuchi, Kodai Sakurai, and Kei Yagyu. H-COUP: a program for one-loop corrected Higgs boson couplings in non-minimal Higgs sectors. *Comput. Phys. Commun.*, Vol. 233, pp. 134–144, 2018.
- [53] Shinya Kanemura, Mariko Kikuchi, Kentarou Mawatari, Kodai Sakurai, and Kei Yagyu. H-COUP Version 2: a program for one-loop corrected Higgs boson decays in non-minimal Higgs sectors. *Comput. Phys. Commun.*, Vol. 257, p. 107512, 2020.
- [54] Shinya Kanemura, Mariko Kikuchi, Kentarou Mawatari, Kodai Sakurai, and Kei Yagyu. Loop effects on the Higgs decay widths in extended Higgs models. *Phys. Lett. B*, Vol. 783, pp. 140–149, 2018.
- [55] Shinya Kanemura, Mariko Kikuchi, Kentarou Mawatari, Kodai Sakurai, and Kei Yagyu. Full next-to-leading-order calculations of Higgs boson decay rates in models with non-minimal scalar sectors. *Nucl. Phys. B*, Vol. 949, p. 114791, 2019.
- [56] Marcel Krause, Margarete Mühlleitner, and Michael Spira. 2HDECAY —A program for the calculation of electroweak one-loop corrections to Higgs decays in the Two-Higgs-Doublet Model including state-of-the-art QCD corrections. *Comput. Phys. Commun.*, Vol. 246, p. 106852, 2020.
- [57] Ansgar Denner, Stefan Dittmaier, and Alexander Mück. PROPHECY4F 3.0: A Monte Carlo program for Higgs-boson decays into four-fermion final states in and beyond the Standard Model. *Comput. Phys. Commun.*, Vol. 254, p. 107336, 2020.
- [58] Ansgar Denner, S. Dittmaier, M. Roth, and M. M. Weber. Electroweak radiative corrections to single Higgs boson production in e^+e^- annihilation. *Phys. Lett. B*, Vol. 560, pp. 196–203, 2003.
- [59] Ansgar Denner, S. Dittmaier, M. Roth, and M. M. Weber. Electroweak radiative corrections to $e^+e^- \rightarrow \nu \text{ anti-}\nu H$. *Nucl. Phys. B*, Vol. 660, pp. 289–321, 2003.
- [60] G. Belanger, F. Boudjema, J. Fujimoto, T. Ishikawa, T. Kaneko, K. Kato, and Y. Shimizu. Full one loop electroweak radiative corrections to single Higgs production in e^+e^- . *Phys. Lett. B*, Vol. 559, pp. 252–262, 2003.
- [61] J. Fleischer and F. Jegerlehner. Radiative Corrections to Higgs Production by $e^+e^- \rightarrow ZH$ in the {Weinberg-Salam} Model. *Nucl. Phys. B*, Vol. 216, pp. 469–492, 1983.
- [62] Bernd A. Kniehl. Radiative corrections for associated ZH production at future e^+e^- colliders. *Z. Phys. C*, Vol. 55, pp. 605–618, 1992.
- [63] Ansgar Denner, J. Kublbeck, R. Mertig, and M. Böhm. Electroweak radiative corrections to $e^+e^- \rightarrow H Z$. *Z. Phys. C*, Vol. 56, pp. 261–272, 1992.
- [64] Hamza Abouabid, Abdesslam Arhrib, Rachid Benbrik, Jaouad El Falaki, Bin Gong, Wenhai Xie, and Qi-Shu Yan. One-loop radiative corrections to $e^+e^- \rightarrow Zh^0/H^0A^0$ in the Inert Higgs Doublet Model. *JHEP*, Vol. 05, p. 100, 2021.
- [65] David Lopez-Val, Joan Sola, and Nicolas Bernal. Quantum effects on Higgs-strahlung events at Linear Colliders within the general 2HDM. *Phys. Rev. D*, Vol. 81, p. 113005, 2010.
- [66] Wenhai Xie, R. Benbrik, Abdeljalil Habjia, Souad Taj, Bin Gong, and Qi-Shu Yan. Signature of 2HDM at Higgs Factories. *Phys. Rev. D*, Vol. 103, No. 9, p. 095030, 2021.

- [67] Ralf Hempfling and Bernd A. Kniehl. Radiative corrections to $e^+e^- \rightarrow Z h^0$ and $Z \rightarrow \gamma h^0$ in the minimal supersymmetric model. *Z. Phys. C*, Vol. 59, pp. 263–272, 1993.
- [68] V. Driesen, W. Hollik, and J. Rosiek. Production of neutral MSSM Higgs bosons in e^+e^- collisions: A Complete one loop calculation. *Z. Phys. C*, Vol. 71, pp. 259–266, 1996.
- [69] S. Heinemeyer, W. Hollik, J. Rosiek, and G. Weiglein. Neutral MSSM Higgs boson production at e^+e^- colliders in the Feynman diagrammatic approach. *Eur. Phys. J. C*, Vol. 19, pp. 535–546, 2001.
- [70] S. Heinemeyer and C. Schappacher. Neutral Higgs boson production at e^+e^- colliders in the complex MSSM: a full one-loop analysis. *Eur. Phys. J. C*, Vol. 76, No. 4, p. 220, 2016.
- [71] M. Bohm, H. Spiesberger, and W. Hollik. On the One Loop Renormalization of the Electroweak Standard Model and Its Application to Leptonic Processes. *Fortsch. Phys.*, Vol. 34, pp. 687–751, 1986.
- [72] W. F. L. Hollik. Radiative Corrections in the Standard Model and their Role for Precision Tests of the Electroweak Theory. *Fortsch. Phys.*, Vol. 38, pp. 165–260, 1990.
- [73] G. Cynolter, E. Lendvai, and G. Pocsik. Note on unitarity constraints in a model for a singlet scalar dark matter candidate. *Acta Phys. Polon. B*, Vol. 36, pp. 827–832, 2005.
- [74] Shinya Kanemura, Takahiro Kubota, and Eiichi Takasugi. Lee-Quigg-Thacker bounds for Higgs boson masses in a two doublet model. *Phys. Lett. B*, Vol. 313, pp. 155–160, 1993.
- [75] Andrew G. Akeroyd, Abdesslam Arhrib, and El-Mokhtar Naimi. Note on tree level unitarity in the general two Higgs doublet model. *Phys. Lett. B*, Vol. 490, pp. 119–124, 2000.
- [76] I. F. Ginzburg and I. P. Ivanov. Tree-level unitarity constraints in the most general 2HDM. *Phys. Rev. D*, Vol. 72, p. 115010, 2005.
- [77] Shinya Kanemura and Kei Yagyu. Unitarity bound in the most general two Higgs doublet model. *Phys. Lett. B*, Vol. 751, pp. 289–296, 2015.
- [78] Giovanni Marco Pruna and Tania Robens. Higgs singlet extension parameter space in the light of the LHC discovery. *Phys. Rev. D*, Vol. 88, No. 11, p. 115012, 2013.
- [79] Nilendra G. Deshpande and Ernest Ma. Pattern of Symmetry Breaking with Two Higgs Doublets. *Phys. Rev. D*, Vol. 18, p. 2574, 1978.
- [80] K. G. Klimenko. On Necessary and Sufficient Conditions for Some Higgs Potentials to Be Bounded From Below. *Theor. Math. Phys.*, Vol. 62, pp. 58–65, 1985.
- [81] Marc Sher. Electroweak Higgs Potentials and Vacuum Stability. *Phys. Rept.*, Vol. 179, pp. 273–418, 1989.
- [82] Shuquan Nie and Marc Sher. Vacuum stability bounds in the two Higgs doublet model. *Phys. Lett. B*, Vol. 449, pp. 89–92, 1999.
- [83] Shinya Kanemura, Takashi Kasai, and Yasuhiro Okada. Mass bounds of the lightest CP even Higgs boson in the two Higgs doublet model. *Phys. Lett. B*, Vol. 471, pp. 182–190, 1999.
- [84] Jose R. Espinosa, Thomas Konstandin, and Francesco Riva. Strong Electroweak Phase Transitions in the Standard Model with a Singlet. *Nucl. Phys. B*, Vol. 854, pp. 592–630, 2012.

- [85] Chien-Yi Chen, S. Dawson, and I. M. Lewis. Exploring resonant di-Higgs boson production in the Higgs singlet model. *Phys. Rev. D*, Vol. 91, No. 3, p. 035015, 2015.
- [86] Ian M. Lewis and Matthew Sullivan. Benchmarks for Double Higgs Production in the Singlet Extended Standard Model at the LHC. *Phys. Rev. D*, Vol. 96, No. 3, p. 035037, 2017.
- [87] A. Barroso, P. M. Ferreira, I. P. Ivanov, and Rui Santos. Metastability bounds on the two Higgs doublet model. *JHEP*, Vol. 06, p. 045, 2013.
- [88] I. F. Ginzburg, K. A. Kanishev, M. Krawczyk, and D. Sokolowska. Evolution of Universe to the present inert phase. *Phys. Rev. D*, Vol. 82, p. 123533, 2010.
- [89] Benjamin W. Lee, C. Quigg, and H. B. Thacker. The Strength of Weak Interactions at Very High-Energies and the Higgs Boson Mass. *Phys. Rev. Lett.*, Vol. 38, pp. 883–885, 1977.
- [90] Benjamin W. Lee, C. Quigg, and H. B. Thacker. Weak Interactions at Very High-Energies: The Role of the Higgs Boson Mass. *Phys. Rev. D*, Vol. 16, p. 1519, 1977.
- [91] John M. Cornwall, David N. Levin, and George Tiktopoulos. Derivation of Gauge Invariance from High-Energy Unitarity Bounds on the s Matrix. *Phys. Rev. D*, Vol. 10, p. 1145, 1974. [Erratum: *Phys.Rev.D* 11, 972 (1975)].
- [92] Michael E. Peskin and Tatsu Takeuchi. A New constraint on a strongly interacting Higgs sector. *Phys. Rev. Lett.*, Vol. 65, pp. 964–967, 1990.
- [93] Michael E. Peskin and Tatsu Takeuchi. Estimation of oblique electroweak corrections. *Phys. Rev. D*, Vol. 46, pp. 381–409, 1992.
- [94] P. A. Zyla, et al. Review of Particle Physics. *PTEP*, Vol. 2020, No. 8, p. 083C01, 2020.
- [95] D. López-Val and T. Robens. Δr and the W-boson mass in the singlet extension of the standard model. *Phys. Rev. D*, Vol. 90, p. 114018, 2014.
- [96] Tania Robens and Tim Stefaniak. Status of the Higgs Singlet Extension of the Standard Model after LHC Run 1. *Eur. Phys. J. C*, Vol. 75, p. 104, 2015.
- [97] Tania Robens and Tim Stefaniak. LHC Benchmark Scenarios for the Real Higgs Singlet Extension of the Standard Model. *Eur. Phys. J. C*, Vol. 76, No. 5, p. 268, 2016.
- [98] Sheldon L. Glashow and Steven Weinberg. Natural Conservation Laws for Neutral Currents. *Phys. Rev. D*, Vol. 15, p. 1958, 1977.
- [99] E. A. Paschos. Diagonal Neutral Currents. *Phys. Rev. D*, Vol. 15, p. 1966, 1977.
- [100] Sacha Davidson and Howard E. Haber. Basis-independent methods for the two-Higgs-doublet model. *Phys. Rev. D*, Vol. 72, p. 035004, 2005. [Erratum: *Phys.Rev.D* 72, 099902 (2005)].
- [101] Jérémy Bernon, John F. Gunion, Howard E. Haber, Yun Jiang, and Sabine Kraml. Scrutinizing the alignment limit in two-Higgs-doublet models: $m_h=125$ GeV. *Phys. Rev. D*, Vol. 92, No. 7, p. 075004, 2015.
- [102] Vernon D. Barger, J. L. Hewett, and R. J. N. Phillips. New Constraints on the Charged Higgs Sector in Two Higgs Doublet Models. *Phys. Rev. D*, Vol. 41, pp. 3421–3441, 1990.
- [103] Mayumi Aoki, Shinya Kanemura, Koji Tsumura, and Kei Yagyu. Models of Yukawa interaction in the

- two Higgs doublet model, and their collider phenomenology. *Phys. Rev. D*, Vol. 80, p. 015017, 2009.
- [104] D. Toussaint. Renormalization Effects From Superheavy Higgs Particles. *Phys. Rev. D*, Vol. 18, p. 1626, 1978.
 - [105] Stefano Bertolini. Quantum Effects in a Two Higgs Doublet Model of the Electroweak Interactions. *Nucl. Phys. B*, Vol. 272, pp. 77–98, 1986.
 - [106] Michael E. Peskin and James Daniel Wells. How can a heavy Higgs boson be consistent with the precision electroweak measurements? *Phys. Rev. D*, Vol. 64, p. 093003, 2001.
 - [107] W. Grimus, L. Lavoura, O. M. Ogreid, and P. Osland. The Oblique parameters in multi-Higgs-doublet models. *Nucl. Phys. B*, Vol. 801, pp. 81–96, 2008.
 - [108] Shinya Kanemura, Yasuhiro Okada, Hiroyuki Taniguchi, and Koji Tsumura. Indirect bounds on heavy scalar masses of the two-Higgs-doublet model in light of recent Higgs boson searches. *Phys. Lett. B*, Vol. 704, pp. 303–307, 2011.
 - [109] Alex Pomarol and Roberto Vega. Constraints on CP violation in the Higgs sector from the rho parameter. *Nucl. Phys. B*, Vol. 413, pp. 3–15, 1994.
 - [110] J. M. Gerard and M. Herquet. A Twisted custodial symmetry in the two-Higgs-doublet model. *Phys. Rev. Lett.*, Vol. 98, p. 251802, 2007.
 - [111] Sanghyeon Chang, Sin Kyu Kang, Jong-Phil Lee, and Jeonghyeon Song. Higgs potential and hidden light Higgs scenario in two Higgs doublet models. *Phys. Rev. D*, Vol. 92, No. 7, p. 075023, 2015.
 - [112] G. C. Dorsch, S. J. Huber, K. Mimasu, and J. M. No. Hierarchical versus degenerate 2HDM: The LHC run 1 legacy at the onset of run 2. *Phys. Rev. D*, Vol. 93, No. 11, p. 115033, 2016.
 - [113] Lei Wang, Feng Zhang, and Xiao-Fang Han. Two-Higgs-doublet model of type-II confronted with the LHC run-I and run-II data. *Phys. Rev. D*, Vol. 95, No. 11, p. 115014, 2017.
 - [114] A. Arbey, F. Mahmoudi, O. Stal, and T. Stefaniak. Status of the Charged Higgs Boson in Two Higgs Doublet Models. *Eur. Phys. J. C*, Vol. 78, No. 3, p. 182, 2018.
 - [115] M. Misiak, Abdur Rehman, and Matthias Steinhauser. Towards $\bar{B} \rightarrow X_s \gamma$ at the NNLO in QCD without interpolation in m_c . *JHEP*, Vol. 06, p. 175, 2020.
 - [116] Mikolaj Misiak and Matthias Steinhauser. Weak radiative decays of the B meson and bounds on M_{H^\pm} in the Two-Higgs-Doublet Model. *Eur. Phys. J. C*, Vol. 77, No. 3, p. 201, 2017.
 - [117] Johannes Haller, Andreas Hoecker, Roman Kogler, Klaus Mönig, Thomas Peiffer, and Jörg Stelzer. Update of the global electroweak fit and constraints on two-Higgs-doublet models. *Eur. Phys. J. C*, Vol. 78, No. 8, p. 675, 2018.
 - [118] Erik Lundstrom, Michael Gustafsson, and Joakim Edsjo. The Inert Doublet Model and LEP II Limits. *Phys. Rev. D*, Vol. 79, p. 035013, 2009.
 - [119] Genevieve Belanger, Beranger Dumont, Andreas Goudelis, Bjorn Herrmann, Sabine Kraml, and Dipan Sengupta. Dilepton constraints in the Inert Doublet Model from Run 1 of the LHC. *Phys. Rev. D*, Vol. 91, No. 11, p. 115011, 2015.
 - [120] Alexander Belyaev, Giacomo Cacciapaglia, Igor P. Ivanov, Felipe Rojas-Abatte, and Marc Thomas.

- Anatomy of the Inert Two Higgs Doublet Model in the light of the LHC and non-LHC Dark Matter Searches. *Phys. Rev. D*, Vol. 97, No. 3, p. 035011, 2018.
- [121] Agnieszka Ilnicka, Tania Robens, and Tim Stefaniak. Constraining Extended Scalar Sectors at the LHC and beyond. *Mod. Phys. Lett. A*, Vol. 33, No. 10n11, p. 1830007, 2018.
 - [122] Keisuke Fujii, et al. The role of positron polarization for the initial 250 GeV stage of the International Linear Collider. 1 2018.
 - [123] Shinya Kanemura, Kentarou Mawatari, and Kodai Sakurai. Single Higgs production in association with a photon at electron-positron colliders in extended Higgs models. *Phys. Rev. D*, Vol. 99, No. 3, p. 035023, 2019.
 - [124] G. Belanger, F. Boudjema, J. Fujimoto, T. Ishikawa, T. Kaneko, K. Kato, and Y. Shimizu. Automatic calculations in high energy physics and Grace at one-loop. *Phys. Rept.*, Vol. 430, pp. 117–209, 2006.
 - [125] Qing-Feng Sun, Feng Feng, Yu Jia, and Wen-Long Sang. Mixed electroweak-QCD corrections to $e^+e^- \rightarrow HZ$ at Higgs factories. *Phys. Rev. D*, Vol. 96, No. 5, p. 051301, 2017.
 - [126] Yinqiang Gong, Zhao Li, Xiaofeng Xu, Li Lin Yang, and Xiaoran Zhao. Mixed QCD-EW corrections for Higgs boson production at e^+e^- colliders. *Phys. Rev. D*, Vol. 95, No. 9, p. 093003, 2017.
 - [127] Thomas Appelquist and J. Carazzone. Infrared Singularities and Massive Fields. *Phys. Rev. D*, Vol. 11, p. 2856, 1975.
 - [128] Jacqueline Yan, Shun Watanuki, Keisuke Fujii, Akimasa Ishikawa, Daniel Jeans, Jan Strube, Junping Tian, and Hitoshi Yamamoto. Measurement of the Higgs boson mass and $e^+e^- \rightarrow ZH$ cross section using $Z \rightarrow \mu^+\mu^-$ and $Z \rightarrow e^+e^-$ at the ILC. *Phys. Rev. D*, Vol. 94, No. 11, p. 113002, 2016. [Erratum: *Phys.Rev.D* 103, 099903 (2021)].
 - [129] G. Passarino and M. J. G. Veltman. One Loop Corrections for e^+e^- Annihilation Into $\mu^+\mu^-$ in the Weinberg Model. *Nucl. Phys. B*, Vol. 160, pp. 151–207, 1979.