



Observation of electroweak production of two jets in association with an isolated photon and missing transverse momentum, and search for a Higgs boson decaying into invisible particles at 13 TeV with the ATLAS detector

The ATLAS Collaboration

This paper presents a measurement of the electroweak production of two jets in association with a $Z\gamma$ pair, with the Z boson decaying into two neutrinos. It also presents a search for invisible or partially invisible decays of a Higgs boson with a mass of 125 GeV produced through vector-boson fusion with a photon in the final state. These results use data from LHC proton–proton collisions at $\sqrt{s} = 13$ TeV collected with the ATLAS detector and corresponding to an integrated luminosity of 139 fb^{-1} . The event signature, shared by all benchmark processes considered for the measurements and searches, is characterized by a significant amount of unbalanced transverse momentum and a photon in the final state, in addition to a pair of forward jets. Electroweak $Z\gamma$ production in association with two jets is observed in this final state with a significance of 5.2 (5.1 expected) standard deviations. The measured fiducial cross-section for this process is $1.31 \pm 0.29 \text{ fb}$. An observed (expected) upper limit of 0.37 ($0.34^{+0.15}_{-0.10}$) at 95% confidence level is set on the branching ratio of a 125 GeV Higgs boson to invisible particles, assuming the Standard Model production cross-section. The signature is also interpreted in the context of decays of a Higgs boson into a photon and a dark photon. An observed (expected) 95% CL upper limit on the branching ratio for this decay is set at 0.018 ($0.017^{+0.007}_{-0.005}$), assuming the Standard Model production cross-section for a 125 GeV Higgs boson.

Contents

1	Introduction	3
2	ATLAS detector	5
3	Data samples	6
4	Simulated event samples	6
4.1	$V\gamma$ + jets processes	7
4.2	V + jets processes	8
4.3	Top-quark processes	9
4.4	Additional background samples	9
4.5	Higgs boson processes	9
5	Object reconstruction	10
6	Event selection	12
6.1	Baseline event selection	12
6.2	Event classification and fiducial-volume definition for EW $Z\gamma$ + jets measurement	14
6.3	Event classification for $H \rightarrow$ inv. search	15
6.4	Event classification for $H \rightarrow \gamma\gamma_d$ search	17
6.5	Control region definitions	17
6.6	Validation region for γ + jet background	18
7	Data analysis	18
7.1	Background contribution estimation	19
7.2	Systematic uncertainties	21
8	Fit models and results	23
8.1	Fit model and results for the EW $Z\gamma$ + jets cross-section measurement	24
8.2	Fit model and results for $H \rightarrow$ inv. search	26
8.3	Fit model and results for $H \rightarrow \gamma\gamma_d$ search	28
9	Conclusion	32

1 Introduction

Studying the self-couplings of the Standard Model (SM) vector bosons, precisely predicted through the $SU(2)_L \times U(1)_Y$ gauge symmetry, provides a unique opportunity to better understand the electroweak sector of the SM and gain insight into possible anomalies due to new phenomena. Vector-boson scattering (VBS), $VV' \rightarrow VV'$ with $V, V' = W/Z/\gamma$, is an interesting process to study, being sensitive to both the triple and quartic gauge-boson couplings, which are particularly sensitive to the presence of physics effects beyond the Standard Model (BSM) [1–3]. In hadron collisions, such as those produced at the Large Hadron Collider (LHC), VBS events occur whenever two vector bosons, radiated from the initial-state quarks, interact with each other [4], producing a final-state signature characterized by the two vector bosons and a pair of forward hadronic jets in opposite hemispheres. The two vector bosons can similarly annihilate and produce a SM Higgs boson in the so-called vector-boson fusion (VBF) mechanism. Depending on the subsequent decay of the SM Higgs boson, different final-state signatures can be exploited to investigate its properties. Precise knowledge of the various Higgs boson decay branching ratios is a fundamental aspect of understanding whether the 125 GeV scalar boson behaves according to the SM predictions or whether new physics phenomena modify the Higgs sector.

This paper presents a set of SM measurements and searches for new phenomena in a final-state signature characterized by two forward hadronic jets, a photon, and a significant amount of unbalanced momentum in the plane transverse to the beam direction (E_T^{miss}) due to undetected particles. In the SM this can result from $V\gamma + \text{jets}$ production, where V is either a Z boson decaying into an undetected neutrino–antineutrino pair or a W boson decaying leptonically, where the charged lepton is not reconstructed in the detector. The latter is a background to the measurements and searches in this paper. The $V\gamma + \text{jets}$ events are produced in the SM through a combination of ‘strong’ and ‘electroweak’ (EW) contributions: the former are produced through diagrams of order $\alpha_s^2\alpha^3$ at the Born level as shown in Figure 1(a), where α_s is the strong coupling constant and α is the electromagnetic coupling constant, while the latter are produced more rarely through diagrams of order α^5 at the Born level¹ as shown in Figures 1(b) and 1(c). The $Z\gamma + \text{jets}$ cross-sections have been computed at next-to-leading order (NLO) in α_s for both the strong [5] and EW [6] production modes. It is not possible to study VBS diagrams, as shown in Figure 1(b), independently of other electroweak processes (e.g. triboson production as shown in Figure 1(c)) as only the ensemble is gauge invariant [7]. There is also interference between the SM electroweak and strong processes, which is accounted for in the measurement.

In Run 1 the $Z\gamma + \text{jets}$ EW production cross-section has been measured in the dielectron and dimuon final states of the Z boson by the ATLAS and CMS experiments [8, 9] with observed significances of 4.1 and 3.0 standard deviations, respectively. The CMS Collaboration measured EW $Z(\rightarrow \ell\ell)\gamma jj$ after observing the process with a significance of 9.4 standard deviations in 137 fb^{-1} of 13 TeV proton–proton (pp) collisions [10].

Profiting from the full 139 fb^{-1} dataset collected with the ATLAS detector during Run 2 of the LHC, the analysis presented in this paper reports the observation of EW $Z(\rightarrow \nu\nu)\gamma jj$ production at the LHC.

The observation of EW production of $Z(\rightarrow \nu\nu)\gamma jj$ lays the groundwork for further investigation of this signature in looking for possible hints of BSM physics, based on interesting and well-motivated benchmark scenarios involving new dark matter (DM) candidate particles or a hidden sector of new particles coupling with the SM Higgs boson. The existence of DM is evident from astrophysical observations [11], although its connection with the SM is still unknown because it has only been observed through gravitational

¹ One order of α is included for the decay of the vector boson.

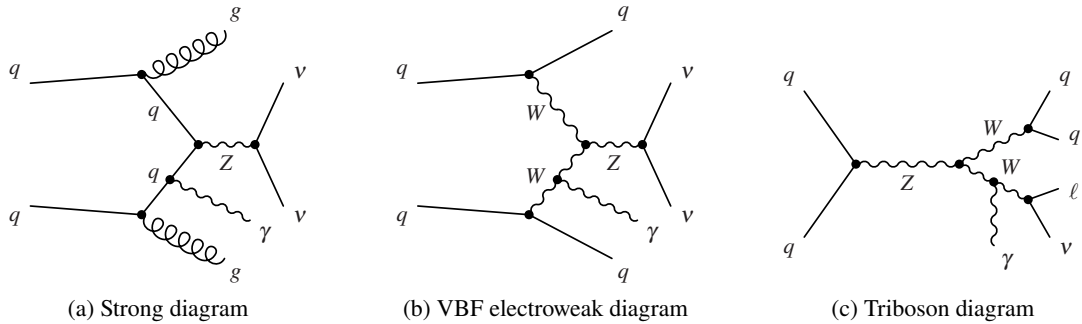


Figure 1: Representative Feynman diagrams for the dominant SM processes contributing to the considered signature: (a) is an example of the order $\alpha_s^2\alpha^3$ diagrams referred to as “strong”; (b) and (c) are examples of the order α^5 diagrams, which are collectively referred to as “electroweak” (EW).

interactions. In this paper, the connection of DM with SM particles is explored by introducing a coupling with the 125 GeV Higgs boson. A class of BSM scenarios, referred to as *Higgs-portal* models [12], feature a DM candidate behaving as a singlet under the SM gauge symmetries, with the Higgs boson playing the role of a mediator between the DM candidate and SM particles.

Two main benchmark models are chosen when searching for new phenomena in the considered final-state signature, probing the invisible decay of the Higgs boson or its semi-visible decay into one invisible particle and one photon. The decay of the Higgs boson into invisible particles ($H \rightarrow \text{inv.}$) when produced through the SM-predicted VBF process in association with an emitted photon [13, 14] is probed in this paper for the first time. The Feynman diagram for this signature is shown in Figure 2(a). Compared to a similar signature without the photon, this one benefits from better background rejection and a higher signal reconstruction efficiency; however, it has a lower production cross-section.

No direct constraints on the $H \rightarrow \text{inv.}$ decays in this experimental signature currently exist. Constraints on the invisible Higgs boson branching ratio (\mathcal{B}_{inv}) were set by the ATLAS Collaboration using the full Run 1 dataset at 7 and 8 TeV [15–17] and the full Run 2 dataset at 13 TeV [18, 19]. Similar searches were carried out by the CMS Collaboration [20–22] using both the Run 1 and Run 2 datasets. The most stringent limits are from the statistical combination of the search results, for which ATLAS reports an observed (expected) upper limit on \mathcal{B}_{inv} of 0.26 (0.17) and CMS reports an upper limit of 0.19 (0.15), all at 95% confidence level (CL). In these combinations, the VBF production channel is the single channel with the highest expected sensitivity, for which ATLAS and CMS reported observed (expected) 95% CL limits on \mathcal{B}_{inv} of 0.37 (0.28) and 0.33 (0.25), respectively, using 36 fb^{-1} of Run 2 data.

In addition to the $H \rightarrow \text{inv.}$ benchmark, this analysis probes a dark-photon model [23–25] which predicts a light or massless² dark photon (γ_d) coupled with the Higgs boson through a U(1) unbroken dark sector. The Feynman diagram for this signature is shown in Figure 2(b), and BSM extensions to other resonance masses are possible [26]. In this model, a Higgs boson decays into a photon and an invisible dark photon with a branching ratio $\mathcal{B}(H \rightarrow \gamma\gamma_d)$. CMS has probed this benchmark model by considering associated ZH production and VBF Higgs boson production [27, 28], and reported observed (expected) 95% CL upper limits of 0.046 (0.036) and 0.035 (0.028) on $\mathcal{B}(H \rightarrow \gamma\gamma_d)$ in their respective signatures. These two results were combined to yield an observed (expected) 95% CL upper limit of 0.029 (0.021).

² For the results in this paper, the signal acceptance changes by less than 1% for dark-photon masses up to 10 GeV.

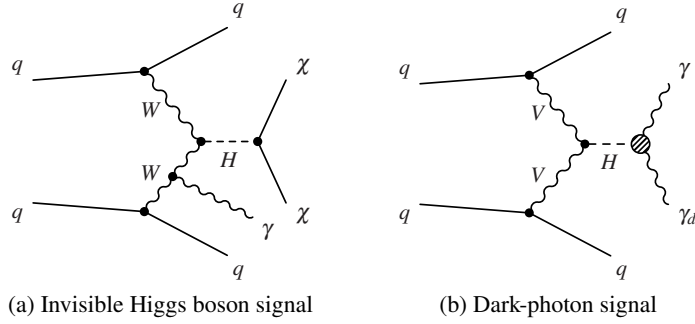


Figure 2: Representative Feynman diagrams corresponding to the dominant BSM signal processes: (a) the signal due to the invisible Higgs boson decay produced through VBF in association with an emitted photon. The incoming quarks appearing on the left hand side of the diagram are different from each other. (b) the signal due to the decay of the Higgs boson to a photon–dark-photon pair, produced through VBF.

The SM processes resulting in the same final-state signature as described before, mainly $Z(\rightarrow \nu\nu)\gamma + \text{jets}$ and $W(\rightarrow \ell\nu)\gamma + \text{jets}$, represent background contributions in the searches for new phenomena. These processes were simulated, for both the $Z\gamma + \text{jets}$ EW cross-section measurement and the searches for new phenomena, through dedicated Monte Carlo samples, detailed in Section 4. Minor and reducible background contributions arise due to the misreconstruction of objects in the detector, including hadronic jets reconstructed as photons. These background processes are estimated using simulation and data-driven techniques and are validated using dedicated data samples. The SM $H \rightarrow Z(\rightarrow \nu\nu)\gamma$ process produces the same signature as the investigated $H \rightarrow \text{inv.} + \gamma$ signal, but the small contribution of such events satisfying the criteria defined in Section 6 is neglected in the searches for new phenomena.

A brief description of the ATLAS detector is provided in Section 2. The dataset, simulated samples, and physics object selection are covered in Sections 3, 4, and 5, respectively. The analysis strategies and the event selection for the EW $Z(\rightarrow \nu\nu)\gamma jj$ measurement and searches based on different signal hypotheses, $H \rightarrow \text{inv.}$ and $H \rightarrow \gamma\gamma_d$, are discussed in Section 6. The modelling of the different processes contributing to the considered signature is presented in Section 7, and the fit models and extracted results for the different signal hypotheses are described in Section 8.

2 ATLAS detector

The ATLAS experiment [29–31] at the LHC is a multipurpose particle detector with a forward–backward symmetric cylindrical geometry and near 4π coverage in solid angle.³ It consists of an inner tracking detector surrounded by a thin superconducting solenoid providing a 2 T axial magnetic field, electromagnetic and hadron calorimeters, and a muon spectrometer. The inner tracking detector (ID) covers the pseudorapidity range $|\eta| < 2.5$. It consists of silicon pixel, silicon microstrip, and transition radiation tracking detectors. Lead/liquid-argon (LAr) sampling calorimeters provide electromagnetic (EM) energy measurements with high granularity. A steel/scintillator-tile hadron calorimeter covers the central pseudorapidity range

³ ATLAS uses a right-handed coordinate system with its origin at the nominal interaction point (IP) in the centre of the detector and the z -axis along the beam pipe. The x -axis points from the IP to the centre of the LHC ring, and the y -axis points upwards. Cylindrical coordinates (r, ϕ) are used in the transverse plane, ϕ being the azimuthal angle around the z -axis. The pseudorapidity is defined in terms of the polar angle θ as $\eta = -\ln \tan(\theta/2)$. Angular distance is measured in units of $\Delta R \equiv \sqrt{(\Delta\eta)^2 + (\Delta\phi)^2}$.

($|\eta| < 1.7$). The endcap and forward regions are instrumented with LAr calorimeters for both the EM and hadronic energy measurements up to $|\eta| = 4.9$. The muon spectrometer (MS) surrounds the calorimeters and is based on three large superconducting air-core toroidal magnets with eight coils each. The field integral of the toroids ranges between 2.0 and 6.0 T m across most of the detector. The muon spectrometer includes a system of precision tracking chambers and fast detectors for triggering. A two-level trigger system is used to select events. The first-level (L1) trigger is implemented in hardware and uses a subset of the detector information to accept events at a rate below 100 kHz. This is followed by a software-based high-level trigger (HLT) [32, 33] which reduces the accepted event rate to 1 kHz on average depending on the data-taking conditions. An extensive software suite [34] is used in the reconstruction and analysis of real and simulated data, in detector operations, and in the trigger and data acquisition systems of the experiment.

3 Data samples

This analysis relies on the data collected by the ATLAS experiment from LHC pp collisions at $\sqrt{s} = 13$ TeV during 2015–2018 stable beam conditions when all subdetectors were operational [35], corresponding to a total integrated luminosity of 139 fb^{-1} [36, 37]. The data used in this analysis were recorded mainly using trigger algorithms based on the presence of missing transverse momentum, $E_{\text{T}}^{\text{miss}}$ (described in Section 5) [38]. The trigger thresholds for the $E_{\text{T}}^{\text{miss}}$ were determined by the data-taking conditions during the different periods, especially by the average number of multiple pp interactions in the same or neighbouring bunch crossings, referred to as pile-up. The first-level trigger threshold was 50–55 GeV, depending on the data-taking period, and the lowest-transverse-momentum (p_{T}) unprescaled HLT threshold for the $E_{\text{T}}^{\text{miss}}$ trigger algorithm was 70 GeV in 2015, 90 GeV in 2016 and 110 GeV in 2017–2018. This corresponds to a trigger operating on its maximum-efficiency plateau for events with offline $E_{\text{T}}^{\text{miss}}$ of ~ 180 GeV, depending on the trigger thresholds, in this final state. Independent data samples exploited to study $W(\rightarrow \ell\nu)\gamma + \text{jets}$ background were collected using the lowest- p_{T} unprescaled single-lepton triggers, with p_{T} thresholds ranging from 20 to 26 GeV for the triggers with the tightest lepton identification criteria [39, 40]. The $E_{\text{T}}^{\text{miss}}$ triggers complemented the muon triggers to increase the number of accepted single-muon events by 28%, as discussed in Section 6.5.

4 Simulated event samples

Monte Carlo (MC) simulated samples are used to model both the SM and BSM processes. The full set of simulated samples is summarized in Table 1. The generated events were processed through a simulation [41] of the ATLAS detector geometry and response using GEANT4 [42], and through the same reconstruction software as the collected data. For BSM signal samples with a Higgs boson mass different from 125 GeV, the detector response was simulated using a fast parameterized simulation of the ATLAS calorimeters [43] and the full GEANT4 simulation for the other subdetectors.

The pile-up effects in the same and neighbouring proton-bunch crossings were modelled by adding detector signals from simulated inelastic pp events to the original hard-scattering (HS) event. These were generated with PYTHIA 8.186 [44] using the NNPDF2.3LO set of parton distribution functions (PDFs) [45] and the A3 set of tuned parameters (tune) [46]. The energy scale and resolution for leptons and jets, their reconstruction

and identification efficiencies, and the trigger efficiencies in the simulation are corrected to match those measured in data.

Table 1: Summary of generators used for simulation. The details and the corresponding references are provided in the body of the text. The V in $V\gamma$ + jets represents either a W or a Z boson. The calculation precision indicates the α_s order of the expansion.

Process	Generator	ME Order	PDF	Parton Shower	Tune
SM process samples					
Strong $V\gamma$ + jets	SHERPA 2.2.8	NLO (up to 1-jet), LO (up to 3-jets)	NNPDF3.0 _{NNLO}	SHERPA MEPS@NLO	SHERPA
EW $V\gamma$ + jets	MADGRAPH5_aMC@NLO 2.6.5	LO	NNPDF3.1 _{LO}	PYTHIA 8.240	A14
EW VV + jets	SHERPA 2.2.1 or SHERPA v2.2.2	LO	NNPDF3.0 _{NNLO}	SHERPA MEPS@NLO	SHERPA
VV + jets	SHERPA 2.2.1 or SHERPA 2.2.2	NLO (up to 1-jet), LO (up to 3-jets)	NNPDF3.0 _{NNLO}	SHERPA MEPS@NLO	SHERPA
EW V + jets	HERWIG 7.1.3 or HERWIG 7.2.0	NLO	MMHT2014 _{NLO68CL}	HERWIG 7.1.3	HERWIG 7
Strong $W(\rightarrow \mu\nu)$ + jets/ $W(\rightarrow \tau\nu)$ + jets	SHERPA 2.2.7	NLO (up to 2-jets), LO (up to 4-jets)	NNPDF3.0 _{NNLO}	SHERPA MEPS@NLO	SHERPA
$t\bar{t}\gamma$	MADGRAPH5_aMC@NLO 2.2.3	NLO	NNPDF2.3 _{LO}	PYTHIA 8.186	A14
$t\bar{t}/Wt$	POWHEG BOX v2	NLO	NNPDF3.0 _{NNLO}	PYTHIA 8.230	A14
$V\gamma\gamma$	SHERPA 2.2.2 (at 0-jet), LO (up to 2-jets)	NLO	NNPDF3.0 _{NNLO}	SHERPA MEPS@NLO	SHERPA
γ + jet	SHERPA 2.2.2	NLO (up to 2-jets), LO (up to 4-jets)	NNPDF3.0 _{NNLO}	SHERPA MEPS@NLO	SHERPA
Higgs-related samples					
ggF Higgs	POWHEG v2 NNLOPS	NNLO	PDF4LHC15	PYTHIA 8.230	AZNLO
Higgs + γ	MADGRAPH5_aMC@NLO 2.6.2	NLO	PDF4LHC15	HERWIG 7.1.3p1	A14
ggF Higgs $\rightarrow \gamma\gamma_d$	POWHEG v2 NNLOPS	NNLO	PDF4LHC15	PYTHIA 8.244p3	AZNLO
VBF Higgs $\rightarrow \gamma\gamma_d$	POWHEG v2	NLO	CTEQ6L1	PYTHIA 8.244p3	AZNLO
Systematic variation samples					
$V\gamma$ + jets α^4 interference	MADGRAPH5_aMC@NLO 2.6.2	LO	NNPDF3.1 _{LO}	PYTHIA 8.240	AZNLO

4.1 $V\gamma$ + jets processes

The $W(\rightarrow \ell\nu)\gamma$ + jets and $Z\gamma$ + jets (together labelled $V\gamma$ + jets) processes contributing to the signature considered in this analysis contain a charged lepton ($\ell = e, \mu$ or τ) and a neutrino, a pair of neutrinos ($\nu\nu$) or a pair of charged leptons ($\ell\ell$) together with a photon and associated jets. The $V\gamma$ + jets processes are split into two components based on the order in the electroweak coupling constant α . At tree level, the strong component is of order $\alpha_s^2\alpha^3$ and the EW component is of order α^5 ; example Feynman diagrams are shown

in Figure 1 for these different contributions. The strong component of each $V\gamma$ + jets contribution was simulated for photon p_T greater than 7 GeV using the SHERPA 2.2.8 [47] event generator at NLO precision in α_s for up to one additional parton and at LO precision in α_s for up to three additional partons. These calculations use the Comix [48] and OpenLoops [49] matrix element generators, and the parton-shower matching [50] was performed using the MEPS@LO [51] or MEPS@NLO [51–54] prescription. The NNPDF3.0_{NNLO} set of PDFs [55] was used, along with dedicated parton shower tuning developed by the SHERPA authors. Electroweak radiative corrections to strong $V\gamma$ + jets production have been computed at NLO [56–58] as weights in SHERPA, and these are roughly -2% to -4% relative corrections in the chosen signal region. A second sample of $Z(\rightarrow \nu\nu)\gamma$ + jets was generated using MADGRAPH5_aMC@NLO [59] with the FxFx merging scheme [60] at NLO precision in α_s for up to one additional parton, filtered for photon $p_T > 10$ GeV, and showered using PYTHIA 8 [61]. The difference between the SHERPA and MADGRAPH5_aMC@NLO $Z(\rightarrow \nu\nu)\gamma$ + jets predictions is symmetrized around the SHERPA prediction and is taken as a source of modelling systematic uncertainty.

Matrix elements for the EW contribution were calculated at LO in α_s using MADGRAPH5_aMC@NLO 2.6.5, and the photon p_T was required to be larger than 10 GeV. Generated events were showered using PYTHIA 8 [61] with the dipole recoil option enabled along with the CKKW-L [62, 63] merging scheme. These EW samples are normalized to NLO QCD predictions obtained from VBFNLO [64] through a correction which depends on the dijet invariant mass (m_{jj}). The effect of the QCD factorization and renormalization scale choices is evaluated from the same NLO QCD process calculation in VBFNLO. The MADGRAPH5_aMC@NLO 2.6.5 EW samples include VBS contributions (shown in Figure 1(b)) and triboson contributions (shown in Figure 1(c)) which can depend on trilinear and quartic gauge couplings. The triboson processes contribute as much as 15% of the EW samples for low m_{jj} values, $250 < m_{jj} < 500$ GeV, but less than 3% in the more signal-like high- m_{jj} region. The interference between the EW and strong-production diagrams, which is of order $\alpha_s\alpha^4$, was simulated at LO in α_s in MADGRAPH5_aMC@NLO 2.6.5 and the corresponding events were showered using PYTHIA 8 with the dipole recoil shower enabled. This simulated sample is not included in the background predictions but is used to calculate an uncertainty in the EW $V\gamma$ + jets contribution, which is 5% or less in the $m_{jj} > 500$ GeV kinematic region. Similarly, the EW production of a W or Z boson in association with two photons was found to be less than 2% of the EW $V\gamma$ + jets samples calculated with MADGRAPH5_aMC@NLO 2.6.5, so it is not included.

The whole $V\gamma$ + jets simulation (i.e. both EW and strong production) applies smooth-cone isolation [65] with a cone size of 0.1 and parameters $n = 2$ and $\epsilon = 0.10$ to remove the collinear singularity between photons and charged partons which would otherwise appear in the process amplitude calculations.

4.2 V + jets processes

Simulation is used to model V + jets processes when the vector boson decays into neutrinos, muons or τ -leptons, and most of these simulated events are removed by the lepton vetoes, object overlap removal described in Section 5, and the removal of overlaps with $V\gamma$ + jets, which is described later in this section. Therefore, their contribution is very small. However, V decays into electrons enter the selection mostly through the electrons being misidentified as photons, and this is modelled using the fully data-driven method described in Section 7.1. The strong-production V + jets sample was simulated with the SHERPA 2.2.7 event generator with the NNPDF3.0_{NNLO} set of PDFs [55]. Parton-shower matching [50] was performed using either the MEPS@LO or MEPS@NLO prescription with associated parameters tuned by the SHERPA authors. The strong production of V + jets uses NLO matrix elements for up to two partons and LO matrix

elements for up to four partons calculated with the Comix and OpenLoops libraries and the MEPS@NLO prescription. The samples are normalized to a next-to-next-to-leading-order (NNLO) prediction for V +jets [66]. The EW V +jets sample was generated at NLO in α_s , using HERWIG 7 [67] to perform the parton shower and hadronization with the MMHT2014_{NLO68CL} PDF set [68]. HERWIG 7 uses its Matchbox module [69] to assemble calculations with dipole shower algorithms [70] and interfaces with matrix element plug-ins from VBFNLO to compute NLO α_s corrections in the VBF approximation.

After generating events for both the strong and EW $V\gamma$ +jets processes as in Section 4.1, the samples may overlap with V +jets events in which an ISR/FSR photon is radiated. To avoid this overlap, $V\gamma$ +jets events are removed if the photon passes the smooth-cone isolation and lies within $\Delta R = 0.1$ of an electron, muon, or τ -lepton that has $p_T > 10$ GeV. In V +jets samples, events are accepted only if they satisfy the same criteria.

4.3 Top-quark processes

Minor background contributions originating from top-quark-related processes and associated production of top quarks with a W boson, were all modelled using the POWHEG BOX v2 [71–73] generator at NLO with the NNPDF3.0_{NLO} PDF set. The events were interfaced with PYTHIA 8.230 for the parton shower and hadronization modelling with the A14 tune [74] and the NNPDF3.0_{NLO} set of PDFs. The production of $t\bar{t}\gamma$ was modelled using the MADGRAPH5_aMC@NLO 2.2.3 generator at NLO. The events were interfaced with PYTHIA 8.186 for the parton shower and hadronization modelling with the A14 tune and the NNPDF2.3_{LO} set of PDFs. The decays of bottom and charm hadrons were performed by EVTGEN 1.6.0 [75] in all top-quark processes.

4.4 Additional background samples

The γ +jet background is simulated using SHERPA 2.2.2 at NLO in α_s , similarly to the SHERPA V +jets samples in Section 4.1 except for the use of a dynamical merging scale to capture the fragmentation contribution [76]. Due to the large cross-section for this process, a partially data-driven ‘jet-smearing’ technique was used to increase the sample size as discussed in Section 7.1.

Other processes listed in Table 1 but not described in the previous subsections result in a negligible contribution to the analysis signature. Therefore, no further description is given.

4.5 Higgs boson processes

In the searches for $H \rightarrow \text{inv.}$ carried out in this paper the target is VBF Higgs boson production, although the small contribution from gluon–gluon fusion (ggF) Higgs boson production processes satisfying the selection criteria is also considered as a contributing signal. For both of these processes, corresponding MC samples were generated according to the details described in the following. The invisible Higgs boson decay was simulated using the SM $H \rightarrow ZZ^* \rightarrow 4\nu$ decay with a 100% branching ratio. The difference in the relevant kinematic distributions between the $H \rightarrow 4\nu$ process and Higgs boson decays into new undetected particles is negligible.

The VBF Higgs boson production process with an additional photon, as shown in Figure 2(a), was simulated for a Higgs boson mass of 125 GeV, requiring the presence of only electroweak vertices at LO and photon

p_T larger than 10 GeV. This process was computed to NLO accuracy in α_s using MADGRAPH5_aMC@NLO interfaced with HERWIG 7 [67, 77] for parton shower and non-perturbative hadronization effects, using the PDF4LHC15 PDF set [78]. Parton shower uncertainties are computed from the relative difference between the process generated by MADGRAPH5_aMC@NLO at LO in α_s with showering by HERWIG 7 and the same process with showering by PYTHIA 8 [79] with the dipole recoil shower variable [80] turned on. The parton shower comparison is not made at NLO because the dipole recoil option in PYTHIA 8 is available only at LO, and without it there is a larger prediction of central emissions.⁴ The same smooth-cone isolation as described in Section 4.1 is used to remove the collinear singularity between photons and charged partons.

The ggF Higgs boson production process was simulated at NNLO accuracy in α_s using POWHEG NNLOPS [71–73, 83, 84], which achieves NNLO accuracy for arbitrary inclusive $gg \rightarrow H$ observables by reweighting the Higgs boson rapidity spectrum in MJ-MINLO [85–87] to that in HNNLO [88]. The PDF4LHC15 PDF set [78] and the AZNLO tune of PYTHIA 8 were used. This simulation was interfaced with PYTHIA 8 for parton shower and non-perturbative hadronization effects. The ggF prediction from the MC samples is normalized to the next-to-NNLO cross-section in QCD plus electroweak corrections at NLO [89–99]. Photons present in these samples were generated using PHOTOS [100, 101] since no complete matrix element computation of ggF Higgs boson with a photon is available.⁵

The simulation of ggF production of a 125 GeV Higgs boson described above is also used to model its decay into a photon and an invisible massless dark photon (γ_d) again normalized to a 100% branching ratio. The VBF production process was simulated to NLO precision in α_s with the POWHEG generator interfaced with PYTHIA 8 for hadronization and showering and the same $\gamma\gamma_d$ decay, as shown in Figure 2(b). The NLO electroweak corrections for VBF Higgs boson production were computed using HAWK [102] and were applied as a function of the Higgs boson’s p_T . The VBF samples were generated not only for a 125 GeV Higgs boson, but also for lighter and heavier Higgs bosons, for the interpretation of the search in the context of other scalar mediators. Throughout this paper, the samples with a Higgs boson assume SM couplings and use the narrow width approximation [89] for the various Higgs boson masses, ranging from 60 GeV to 2 TeV.

5 Object reconstruction

Objects are reconstructed from detector signatures by using identification algorithms widely deployed in ATLAS analyses. Candidate events are required to have a reconstructed vertex with at least two associated tracks, each with $p_T > 0.5$ GeV and originating from the beam collision region in the x - y plane. The primary vertex in the event is selected as the vertex with the highest scalar sum of the squared p_T of associated tracks [103].

Electrons are reconstructed by matching clustered energy deposits in the EM calorimeters to tracks in the ID [104], including the transition regions between the barrel and endcap EM calorimeters at $1.37 < |\eta| < 1.52$. Electron candidates must have $p_T > 4.5$ GeV and $|\eta| < 2.47$, and fulfil loose identification criteria. Depending on the p_T and $|\eta|$ range, muons are reconstructed by matching ID tracks to MS tracks or track segments, by matching ID tracks to a calorimeter energy deposit compatible with a

⁴ The option gives an alternative approach to local recoils, where only one final-state parton takes the recoil of an emission. The dipole recoil option has been shown to better model the CMS data in VBF $Z \rightarrow \ell\ell$ processes [81, 82]. When it is used, it improves the modelling of radiative emissions from non-colour-connected partons (the VBF jets), which are poorly modelled by PYTHIA 8 when it is turned off.

⁵ The POWHEG sample does not include photon radiation from charged particles running in the Higgs boson production loop.

minimum-ionizing particle, or by identifying MS tracks passing a loose requirement and compatible with originating from the IP [105]. Muon candidates must have $p_T > 4$ GeV and $|\eta| < 2.7$, and fulfil a very loose identification criterion. No isolation requirement is placed on electron or muon candidates used as a lepton veto. In events with one or more leptons associated with the primary vertex, i.e. in control regions described in Section 6, muons (electrons) are required to satisfy medium (tight) identification criteria in order to improve the purity of background processes.

Photon candidates are reconstructed from clustered energy deposits in the EM calorimeter [104]. They must have $p_T > 15$ GeV, fulfil tight identification and isolation criteria [104], and lie within $|\eta| < 2.37$ but not in the transition region ($1.37 < |\eta| < 1.52$) between barrel and endcap EM calorimeters.

Particle flow (PFlow) jets are reconstructed using the anti- k_t algorithm [106, 107] with a radius parameter of $R = 0.4$, using charged constituents associated with the primary vertex and neutral PFlow constituents as inputs [108]. The jet energy is calibrated with the effect of pile-up removed [109]. Jets are required to have $p_T > 20$ GeV and $|\eta| < 4.5$. For jets with $p_T < 60$ GeV and $|\eta| < 2.5$ the jet vertex tagger (JVT) discriminant [110] is used to identify jets originating from the HS interaction through the use of tracking and vertexing. The chosen JVT working point corresponds to a selection efficiency for HS jets of about 97%, evaluated on an inclusive $Z(\rightarrow \mu\mu) + \text{jets}$ sample. For $|\eta| > 2.5$, the two leading jets must pass a forward jet vertex tagger algorithm (fJVT) [111, 112] that accepts 93% of jets from the HS interaction and rejects about 58% of pile-up jets with $p_T > 50$ GeV, evaluated on an inclusive $Z(\rightarrow \mu\mu) + \text{jets}$ sample. Jets containing b -hadrons (b -jets) are identified using a multivariate discriminant (MV2c10) output distribution [113]. The working point is chosen to provide a 77% b -jet efficiency on an inclusive $t\bar{t}$ sample, with rejection factors of 6 and 134 for charm-hadron jets and light-flavour quark- or gluon-initiated jets, respectively.

To avoid double counting of energy deposits, the reconstructed objects are required to be separated according to the procedure detailed in Table 2. The overlap of photons with electrons, muons and jets is resolved by a ΔR criterion. For leptons in the vicinity of jets, the ΔR threshold for sufficient separation depends on the p_T of the lepton to account for the collimation of boosted objects.

Table 2: Overview of the overlap removal between objects and the corresponding matching criteria, listed according to decreasing priority.

Remove	Keep	Matching criteria
electron	electron	shared inner-detector track, electron with lower p_T removed
muon	electron	muon with calorimeter deposits and shared inner-detector track
electron	muon	shared inner-detector track
photon	electron	$\Delta R < 0.4$
photon	muon	$\Delta R < 0.4$
jet	electron	$\Delta R < 0.2$
electron	jet	$\Delta R < \min(0.4, 0.04 + 10 \text{ GeV}/p_T^e)$
jet	muon	number of tracks < 3 and $\Delta R < 0.2$
muon	jet	$\Delta R < \min(0.4, 0.04 + 10 \text{ GeV}/p_T^\mu)$
jet	photon	$\Delta R < 0.4$

The unbalanced momentum in the transverse plane, referred to as missing transverse momentum or \vec{E}_T^{miss} , is defined as the negative vectorial sum of the transverse momenta of all selected electrons, muons, photons, and jets, as well as tracks compatible with the primary vertex but not matched to any of those objects, this

last contribution being called the *soft term* [114, 115]. To define an estimate of the boson p_T in decays with charged leptons, events containing one or more selected leptons have the \vec{E}_T^{miss} evaluation modified by treating such leptons as invisible particles. Each prompt lepton \vec{p}_T is vectorially added to the \vec{E}_T^{miss} to define the quantity $\vec{E}_T^{\text{miss,lep-rm}}$, as described in Ref. [115]. The magnitude of the \vec{E}_T^{miss} ($\vec{E}_T^{\text{miss,lep-rm}}$) is denoted by E_T^{miss} ($E_T^{\text{miss,lep-rm}}$). A related event property $E_T^{\text{jets,no-jvt}}$ is the magnitude of the negative vectorial sum of all jets in the event with $p_T > 20$ GeV before the JVT requirement. This is a powerful variable for rejecting events where the E_T^{miss} is generated by inefficiencies of the JVT requirement for HS jets.

Several cleaning requirements are applied to suppress non-collision backgrounds [116]. Misreconstructed jets can be caused by electronic noise, and jets from collisions are identified by requiring a good fit to the expected pulse shape for each constituent calorimeter cell. Beam-halo interactions with the LHC collimators are another source of misreconstructed jets. Those jets are identified by requirements on their energy distribution in the calorimeter and the fraction of their constituent tracks that originate from the primary vertex. The event is rejected if any selected jet is identified as a misreconstructed jet. Residual contributions of non-collision jets are absorbed into the normalization for the γ + jet background as described in Section 7.1.

6 Event selection

Based on the reconstructed objects in each event final state, the collected data are assigned to disjoint samples identified with specific phase-space regions, used in this analysis for different purposes. The signal regions (SRs) have the highest purity of signal process events, with mostly irreducible background contributions. The control regions (CR) are enriched in background processes and are used to constrain estimates of such contributions. The validation regions (VR), similar in background process content to the CRs, are used to quantify the level of agreement between data and background predicted yields but are not included in the fit.

A baseline set of requirements is applied to select events with a photon, high E_T^{miss} , and the VBF jet signature considered in this paper, as described in Section 6.1. For the EW $Z\gamma$ + jets cross-section measurement, events satisfying the baseline SR requirements are categorized according to their dijet invariant mass m_{jj} , as described in Section 6.2. In the same section the fiducial volume considered for the cross-section measurement is defined. The SR-selected events for the $H \rightarrow \text{inv.}$ search are split into categories of different signal purities based on a multivariate analysis discriminant, which is described in Section 6.3. The SR selection and fitted discriminant are modified for the resonant kinematics of the $H \rightarrow \gamma\gamma_d$ search, which are described in Section 6.4. In the statistical analysis of the data, described in Section 8, CR events are classified according to the same strategy described for the signal regions in the aforementioned measurement and searches.

6.1 Baseline event selection

Stringent background discrimination is made possible by the characteristic features of the VBF process, such as the presence of two highly energetic jets, typically in opposite η hemispheres of the detector, more forward than jets from non-VBF processes at comparable momentum transfer of the initial-state partons. These features lead, for example, to large values of the pseudorapidity separation $\Delta\eta_{jj}$ and invariant mass m_{jj} of the jet pair. Multijet production predicted by QCD is instead characterized by two back-to-back

Table 3: Summary of the requirements defining the baseline SR and various CRs considered in this analysis. Where present, the values in square brackets refer to the regions defined in the search for a $H \rightarrow \gamma\gamma_d$ signal. The leading and subleading jets must satisfy the fJVT requirements mentioned in Section 5. In the SR, $Z_{\text{Rev.Cen.}}^\gamma$ CR, and Low- E_T^{miss} VR definitions $E_T^{\text{miss,lep-rm}} \equiv E_T^{\text{miss}}$ since no lepton is present. The m_T variable is defined in Section 6.4. When the same requirement is applied to multiple regions, this is reported once in the corresponding row of the table, centred across columns, and is considered to be valid in all the columns to the left or right until a different requirement is explicitly reported.

Variable	SR	$W_{\mu\nu}^\gamma$ CR	$W_{e\nu}^\gamma$ CR	$Z_{\text{Rev.Cen.}}^\gamma$ CR	Fake- e CR	Low- E_T^{miss} VR
$p_T(j_1)$ [GeV]				> 60		
$p_T(j_2)$ [GeV]				> 50		
$p_T(j_{>2})$ [GeV]				> 25		
N_{jet}				2,3		
$N_{b\text{-jet}}$				< 2		
$ \Delta\eta_{jj} $				> 3.0		
$\eta(j_1) \times \eta(j_2)$				< 0		
C_3				< 0.7		
$\Delta\phi(j_i, \vec{E}_T^{\text{miss,lep-rm}})$				> 1.0		
N_γ				1		
$\Delta\phi_{jj}$				< 2.5 [2.0]		
$\Delta\phi(\gamma, \vec{E}_T^{\text{miss,lep-rm}})$				> 1.8 [-]		
$p_T(\gamma)$ [GeV]				$> 15, < 110$ [$> 15, < \max(110, 0.733 \times m_T)$]		
m_{jj} [TeV]				> 0.25		0.25–1.0
$E_T^{\text{jets,no-jvt}}$ [GeV]				> 130		> 100
E_T^{miss} [GeV]	> 150	–	> 80	> 150	< 80	110–150
$E_T^{\text{miss,lep-rm}}$ [GeV]	–	> 150	> 150	–	> 150	110–150
C_γ	> 0.4	> 0.4	> 0.4	< 0.4	> 0.4	> 0.4
N_ℓ	0	1 μ	1 e	0	1 e	0
$p_T(\ell)$ [GeV]	–	> 30	> 30	–	> 30	–

leading jets in the transverse plane ($\Delta\phi_{jj} \sim \pi$); therefore, to reduce that background contribution, the azimuthal separation of the leading jets, $\Delta\phi_{jj}$, is required to be smaller than 2.5 for all SRs.

The requirements defining the different regions considered in the analysis are summarized in Table 3. The following section describes the selection criteria.

The photon produced in association with either the Higgs boson (for the $H \rightarrow \text{inv.}$ search) or the Z boson (for the EW $Z\gamma$ + jets cross-section measurement) is usually radiated from the scattering W bosons, and it is produced within the large rapidity gap between the two leading jets. For this reason the photon centrality C_γ [117] is defined as

$$C_\gamma = \exp\left[-\frac{4}{(\eta_1 - \eta_2)^2}\left(\eta_\gamma - \frac{\eta_1 + \eta_2}{2}\right)^2\right], \quad (1)$$

where the subscripts 1 and 2 indicate the highest- and second-highest p_T jets in the event. The value of C_γ is 1 when the photon is centred between the two jets characterizing the VBF signature, $1/e$ when it is aligned with one of the two jets, and tends to zero when the photon is farther forward in $|\eta|$ than the jets.

Events are assigned to the SR if they satisfy a set of requirements that have been optimized to maximize

the sensitivity of the analysis to the EW $Z\gamma$ + jets and VBF $H \rightarrow \text{inv.}$ signals. These requirements are summarized in the following.

As discussed in Section 3, events are selected with the E_T^{miss} -trigger algorithm. To ensure a trigger efficiency exceeding 97% in this topology, the offline E_T^{miss} , after full offline reconstruction and calibration of all the objects in the events, is required to be larger than 150 GeV. Corrections and uncertainties in those corrections to the simulation modelling of the E_T^{miss} trigger are discussed in Section 7.2.

The leading and subleading jets are required to have $p_T > 60$ GeV and 50 GeV, respectively, both satisfying the fJVT requirements mentioned in Section 5. These same two leading jets must be located in opposite η hemispheres ($\eta(j_1) \times \eta(j_2) < 0$), to be well separated in pseudorapidity ($|\Delta\eta_{jj}| > 3.0$) and not back-to-back in the plane transverse to the beamline ($\Delta\phi_{jj} < 2.5$), and must have large invariant mass ($m_{jj} > 0.25$ TeV).

Another characteristic of the EW processes in the VBF topology is reduced hadronic activity in the large rapidity gap between the two leading jets, caused by the absence of colour connection between the two quarks. To suppress the contribution from strong $V\gamma$ + jets production with additional jets from QCD radiation in comparison with the benchmark signals, the equivalent centrality C_3 is defined for the third-leading jet in the event, if any, replacing η_γ in Eq. (1) with the third-leading jet's pseudorapidity η_3 . A third jet with $p_T > 25$ GeV can be present in the events, and additional jets are allowed only if they have $p_T < 25$ GeV. The third-leading jet is required to be in one of the two forward regions, corresponding to a small centrality value, $C_3 < 0.7$.

All jets must be well separated in azimuth from the \vec{E}_T^{miss} direction, satisfying $\Delta\phi(j_i, \vec{E}_T^{\text{miss}}) > 1$ for each jet j_i with $p_T > 25$ GeV. At most one b -jet identified using the algorithm defined in Section 5 is allowed to be present, and the $E_T^{\text{jets, no-jvt}}$ variable must be larger than 130 GeV in each event. The requirement on the maximum number of b -jets has a negligible effect ($< 0.1\%$) on the signal selection efficiencies, while it ensures that the dataset considered in the search for $H \rightarrow \text{inv.}$ produced through VBF presented in this paper is orthogonal to the dataset considered in the search for invisible decays of Higgs bosons produced in association with $t\bar{t}$ [118].

Each event must contain a single reconstructed photon with $15 < p_T < 110$ GeV, $\Delta\phi(\vec{E}_T^{\text{miss}}, \gamma) > 1.8$, and $C_\gamma > 0.4$. The upper bound on the photon p_T reduces contributions from background processes, especially the γ + jet background. The z coordinate of the reconstructed photon extrapolated from the calorimeter to the beamline must be no more than 250 mm from the identified primary vertex to reduce the number of photons from non-collision backgrounds.

In the SR, all events with leptons are vetoed, specifically ensuring the absence of muon or electron candidates fulfilling the criteria described in Section 5. Electron and muon candidates considered in this veto are not required to satisfy any isolation or impact parameter requirement, and muons are considered before the overlap removal requirement.

6.2 Event classification and fiducial-volume definition for EW $Z\gamma$ + jets measurement

In the signature considered in this analysis, the m_{jj} observable helps in discriminating between the strong and EW $Z\gamma$ + jets processes. The strong production $Z\gamma$ + jets process tends to have a smaller m_{jj} than the EW $Z\gamma$ + jets process. In the context of the EW $Z\gamma$ + jets cross-section measurement, the events satisfying the baseline SR requirements described in Section 6.1 are therefore binned according to their m_{jj} value, with bin boundaries of 250 GeV, 500 GeV, 1000 GeV and 1500 GeV. The highest m_{jj} in the selected data events is 4.0 TeV.

The fiducial volume for the EW $Z\gamma$ + jets cross-section measurement is defined to closely follow the SR definition reported in Section 6.1. Particle-level requirements are placed on stable particles (defined as having a mean lifetime $c\tau > 10$ mm) before interaction with the detector but after hadronization. The four-momenta of prompt leptons, i.e. those which do not originate from the decay of a hadron, include the sum of the four-momenta of prompt photons within a cone of size $\Delta R = 0.1$ around the lepton, and the resulting leptons are referred to as ‘dressed’ leptons. Jets are constructed using an anti- k_t algorithm with radius parameter of 0.4, excluding electrons, muons, neutrinos, and photons associated with the decay of a W or Z boson. Photon isolation momentum E_T^{cone20} is defined as the transverse momentum of the system of stable particles within a cone of size $\Delta R = 0.2$ around the photon, excluding muons, neutrinos, and the photon itself. The photon isolation momentum is required to be less than 7% of the photon transverse momentum. The truth- \vec{E}_T^{miss} is defined as the vector sum of the transverse momenta of all neutrinos in the simulated final state, including those resulting from hadronization.

A veto on dressed muons or electrons with $p_T > 4$ GeV and $|\eta| < 2.47$ is applied. Jets and photons are required to be separated in angular distance, with $\Delta R(j, \ell) > 0.4$. The remaining requirements, similar to the SR ones, are summarized in Table 4, and the acceptance times reconstruction efficiency for the fiducial-volume definition is 0.4%.

Table 4: Fiducial-volume definition for the EW $Z\gamma$ + jets cross-section measurement.

Observable	Requirements
N_{jet} with $p_T > 25$ GeV	≥ 2
$ \eta(j_{1,2}) $	< 4.5
$p_T(j_1)$ [GeV]	> 60
$p_T(j_2)$ [GeV]	> 50
$\Delta R(j, \ell)$	> 0.4
$ \Delta\eta_{jj} $	> 3.0
C_3	< 0.7
m_{jj} [TeV]	> 0.5
truth- E_T^{miss} [GeV]	> 150
$\Delta\phi(\text{truth-}\vec{E}_T^{\text{miss}}, j_i)$	> 1.0
$p_T(\gamma)$ [GeV]	$> 15, < 110$
$ \eta(\gamma) $	< 2.37
$E_T^{\text{cone20}}/E_T^\gamma$	< 0.07
$\Delta R(\gamma, \text{jet-or-}\ell)$	> 0.4
C_γ	> 0.4
$\Delta\phi(\text{truth-}\vec{E}_T^{\text{miss}}, \gamma)$	> 1.8
N_ℓ with $p_T > 4$ GeV and $ \eta < 2.47$	0

6.3 Event classification for $H \rightarrow \text{inv.}$ search

In the context of the search for $H \rightarrow \text{inv.}$ signal, a Dense Neural Network (DNN), based on the KERAS library [119, 120] with TENSORFLOW [121] as a backend, was designed and trained to separate such signal from the background contributions by using kinematic features. The DNN assigns signal-like (background-like) events an output score close to 1 (0).

The DNN architecture is composed of three blocks, each of which includes a Dense layer with 384 neurons, a Dropout rate and a Batch Normalization. The Rectified Linear Unit (ReLU) activation function [122] is used for each Dense layer, while a sigmoid activation function is used for the output node. To regularize the training and avoid overtraining, the Dropout and Batch Normalization layers are included in the DNN architecture. Each of the three blocks receives as input the output of the previous block concatenated with the input features.

The DNN is trained using a mixed sample of signal and background events, weighted according to their expected yields in the considered final state. To increase the number of events available for the training, the selection criteria defining the training sample phase space are looser than those for the SR and CRs. Events used for the training are required to have either two or three jets satisfying the identification criteria described in Section 5, a single photon, and $E_T^{\text{miss,lep-rm}} > 140$ GeV. The sample for each considered process is split into a training sample and a testing sample composed of 85% and 15% of the original sample, respectively. The training sample is further divided into a subsample used in the proper training (80%) and a sub-sample for validation (20%).

During the DNN training the weights are updated via an optimizer used to minimize the binary Cross-Entropy loss, while at each step a customized metric is evaluated, representative of the expected limit \mathcal{E} on the $H \rightarrow \text{inv.}$ signal. This expected-limit approximation is defined below and the expected-background error in the numerator includes the background yield, the MC statistical uncertainties, and the data background uncertainty in data as provided by the CR:

$$\mathcal{E}^{-1} = \sqrt{\sum_{i \in \text{bins}} \mathcal{E}_i^{-2}}, \quad \mathcal{E}_i = 2 \frac{\sqrt{b_i + \left(b_i^{V\gamma} \cdot \frac{\sqrt{d_i(\text{CR}) + \sum_{j \in \text{ev}} w_{i,j}(\text{CR})}}{b_i^{V\gamma}(\text{CR})} \right)^2 + \sum_{j \in \text{ev}} w_{i,j}^2}}{s_i},$$

where b_i is the total background yield in bin i of the DNN output distribution, s_i is the signal yield, $b_i^{V\gamma}$ is the contribution to the background from $W\gamma + \text{jets}$ and $Z\gamma + \text{jets}$ processes, $d_i(\text{CR})$ is the number of events in data in the one-lepton CR defined in Section 6.5, and $w_{i,j}$ is the MC weight of each event (ev) normalized to the integrated luminosity summed over the events in the considered bin.

After each training epoch the DNN weights are stored only if \mathcal{E} is improved and the difference in loss between the training and validation samples is smaller than 3%, which prevents failures from overtraining.

After the composition of the training samples and the DNN architecture were established, a backward elimination procedure was carried out to reduce the number of input features with minimal performance loss. Input features are varied up and down by 10% of their nominal values while evaluating the impact of each as the change in the mean DNN output score. The most relevant input features are expected to have a greater impact on the output if their value is modified, while the least relevant ones will produce smaller variations, and hence can be dropped with no significant loss. When an input feature is dropped the DNN is retrained with the new subset of input features, and the procedure is repeated while the relative change in \mathcal{E} from its value with that with all input features is less than 2%. The remaining features have a non-negligible impact on the DNN; hence they are used in the analysis. The 8 most significant kinematic features were selected: the separation of two leading jets in η , $\Delta\eta_{jj}$, and in ϕ , $\Delta\phi_{jj}$; the dijet invariant mass m_{jj} ; the photon pseudorapidity $\eta(\gamma)$; the two leading jet transverse momenta p_T^{j1} and p_T^{j2} ; the subleading jet pseudorapidity $\eta(j_2)$; and the lepton-subtracted missing transverse momentum $E_T^{\text{miss,lep-rm}}$. When their nominal value is perturbed by 10%, $\Delta\eta_{jj}$, $E_T^{\text{miss,lep-rm}}$ and m_{jj} produce the largest change in DNN output score; therefore, they are interpreted as the most important in separating signal from background events.

All events are categorized according to DNN output score into four bins chosen to optimize \mathcal{E} , subject to the requirements that each bin be at least 0.05 units wide in output score and that there be at least 20 background events expected in each bin in order to have sufficient background yield in the CRs to validate the predictions. The optimal boundaries of the DNN output score bins are [0.0, 0.25, 0.6, 0.8, 1.0]. The acceptance times reconstruction efficiency for VBF Higgs boson production with an additional photon is around 0.7%, which comes from the high E_T^{miss} threshold as well as the other selections.

6.4 Event classification for $H \rightarrow \gamma\gamma_d$ search

The $H \rightarrow \gamma\gamma_d$ decay presents a striking signature characterized by a kinematic edge at the Higgs boson mass in the distributions of the transverse mass constructed from the photon and E_T^{miss} , defined as:

$$m_T(\gamma, E_T^{\text{miss}}) = \sqrt{2p_T^\gamma E_T^{\text{miss}} \left[1 - \cos(\phi_\gamma - \phi_{E_T^{\text{miss}}}) \right]}.$$

To increase the search's sensitivity to this semi-visible signal, a dedicated signal region SR_{γ_d} is defined by changing some of the selection requirements in Section 6.1. No requirement on $\Delta\phi(\vec{E}_T^{\text{miss}}, \gamma)$ is applied when targeting this specific benchmark and, for $m_T(\gamma, E_T^{\text{miss}}) > 150$ GeV, the upper bound on the photon p_T is relaxed to $0.733 \times m_T(\gamma, E_T^{\text{miss}})$. The requirement on $\Delta\phi_{jj}$ is tightened, so that all events have $\Delta\phi_{jj} < 2.0$. These selections are changed for both the SRs and the CRs defined later in Section 6.5. The events satisfying the SR_{γ_d} requirements are therefore binned according to $m_T(\gamma, E_T^{\text{miss}})$ value, with bin boundaries of 0 GeV, 90 GeV, 130 GeV, 200 GeV and 350 GeV. The events are further separated according to the value of the dijet invariant mass m_{jj} , into events with $m_{jj} < 1.0$ TeV and events with $m_{jj} \geq 1.0$ TeV. These two m_{jj} regions have different relative contributions of the VBF- and ggF-produced Higgs boson signals, so the separation improves the overall sensitivity to the $H \rightarrow \gamma\gamma_d$ decay. The acceptance times reconstruction efficiency for VBF $H \rightarrow \gamma\gamma_d$ production is 0.4% for a 125 GeV scalar mediator but increases to 3.1% for a 500 GeV scalar mediator.

6.5 Control region definitions

Mutually exclusive CRs are defined in order to constrain the normalization and validate the modelling of kinematic distributions for the two dominant backgrounds from $W(\rightarrow \ell\nu)\gamma + \text{jets}$ and strong $Z(\rightarrow \nu\nu)\gamma + \text{jets}$ production. These CRs have kinematic features similar to those in the SR but are dominated by the background processes. The EW production of $Z(\rightarrow \nu\nu)\gamma jj$ events, which is measured in this paper and constitutes an irreducible background contribution in the search for invisible and semi-visible decays of the Higgs boson, is mitigated through the event classification applied to SR events described in Sections 6.3 and 6.4.

The $W_{\mu\nu}^\gamma$ CR and $W_{e\nu}^\gamma$ CR are defined by changing the zero-lepton requirement for the SR to instead require exactly one lepton, either a muon or an electron, respectively. Data events in the region characterized by one electron are collected using a single-electron trigger algorithm, while those characterized by one muon are collected using either the same E_T^{miss} trigger algorithm used to select SR events or a single-muon trigger algorithm. In both cases the leptons are required to have $p_T > 30$ GeV in order to be on the single-lepton trigger efficiency plateau.

In each of these CRs the presence of a single muon (electron) satisfying the medium (tight) identification criteria, passing the loose isolation requirement, and surviving the overlap removal procedure is required. The efficiency of selecting muons (electrons) averaged over $p_T > 30$ GeV and $|\eta| < 2.7$ (2.47) is larger than 96% (80%). To ensure that electron and muon candidates originate from the primary vertex, the significance of the track's transverse impact parameter relative to the beam line must satisfy $|d_0/\sigma(d_0)| < 3$ (5) for muons (electrons), and the longitudinal impact parameter z_0 is required to satisfy $|z_0 \sin(\theta)| < 0.5$ mm. As done in the SR, the looser identification criteria are applied to define the veto on any additional lepton.

To reduce the contribution from jets faking electrons, $E_T^{\text{miss}} > 80$ GeV is required. The Fake- e CR, containing events with $E_T^{\text{miss}} < 80$ GeV, is used to estimate the jets-faking-electrons background. The requirements on the reconstructed jets and photon are the same as for the SR, while requirements on the E_T^{miss} , other than the one specifically for the Fake- e CR mentioned above, are replaced by equivalent ones on the $E_T^{\text{miss,lep-rm}}$.

To check the modelling of the strong $Z(\rightarrow \nu\nu)\gamma$ + jets background contribution, a $Z_{\text{Rev.Cen.}}^\gamma$ CR is defined by applying all the requirements of the SR definition but reversing the photon centrality requirement, selecting events with $C_\gamma < 0.4$. There is a 7% EW $Z(\rightarrow \nu\nu)\gamma jj$ contribution to the $Z_{\text{Rev.Cen.}}^\gamma$ CR, which is taken into account in the statistical analysis of the cross-section measurement for this process.

6.6 Validation region for γ + jet background

In order to correct the normalization of the γ + jet background process and validate the modelling of its kinematic features, an orthogonal sample of events characterized by a small amount of E_T^{miss} in the final state is considered. In this region (Low- E_T^{miss} VR) the same selections as the SR are applied, except that the E_T^{miss} has to be in the range $110 < E_T^{\text{miss}} < 150$ GeV, the upper bound on the photon p_T is removed, no $E_T^{\text{jets,no-jvt}}$ requirement is applied, and the leading dijet system's invariant mass has to satisfy $0.25 < m_{jj} < 1.0$ TeV.

For the $H \rightarrow \gamma\gamma_d$ search, a similar Low- E_T^{miss} validation region is defined (Low $E_T^{\text{miss}}\text{-}\gamma_d$ VR) with the same selection as the Low- E_T^{miss} VR but also requiring $m_T(\gamma, E_T^{\text{miss}}) < 110$ GeV without any selection on $\Delta\phi(\vec{E}_T^{\text{miss}}, \gamma)$.

7 Data analysis

The different analyses presented in this paper focus on processes sharing a similar signature. For the EW $Z\gamma$ + jets cross-section measurement, all the SM processes contributing to the considered final-state signature are estimated using both the simulated samples, described in Section 4, and data-driven techniques, described in Section 7.1. The m_{jj} distribution is used to categorize events into SR selections with different signal-to-background ratios, as detailed in Section 6.2. In the search for invisible Higgs boson decays, the same strategy is adopted to estimate the SM backgrounds but a different observable is considered. A multivariate discriminant is designed to categorize events falling in the SR according to an increasing expected significance for the invisible Higgs boson decay signal contribution relative to the SM background expectation, as detailed in Section 6.3. For the $H \rightarrow \gamma\gamma_d$ search, events are instead classified according to their kinematic features, as detailed in Section 6.4. Control regions enriched in background contributions, described in Section 6.5, are considered in the statistical analysis of the data, while validation regions are

considered only to qualitatively assess the modelling of specific background contributions, as detailed in Section 6.6. The theoretical and experimental uncertainties of the signal and background predictions are described in Section 7.2.

7.1 Background contribution estimation

The dominant contributions entering the analysis SR are $Z(\rightarrow \nu\nu)\gamma + \text{jets}$ and $W(\rightarrow \ell\nu)\gamma + \text{jets}$ events in which the lepton from the W decay is lost mostly because it falls outside of the p_T or η acceptance. Roughly 28% of $W\gamma + \text{jets}$ events in the 0-lepton SR come from hadronic τ -lepton decays with truth $p_T > 20$ GeV and $|\eta| < 2.5$; this fraction is too small to benefit from a veto on reconstructed hadronic τ -lepton decays, which would incur additional uncertainties on their reconstruction efficiency. The uncertainty in the modelling of the lost lepton is included in the MC simulation, as detailed in Section 7.2. In order to validate the theoretical and experimental uncertainties, these major backgrounds are tested in the CRs described in Section 6 characterized by the same requirements as those of the SR but requiring events with exactly one lepton or reversing the C_γ requirement. The CRs with one selected lepton (e.g. $W_{e\nu}^\gamma$ CR and $W_{\mu\nu}^\gamma$ CR) are expected to be dominated by $W(\rightarrow \ell\nu)\gamma + \text{jets}$ events while the $Z_{\text{Rev.Cen.}}^\gamma$ CR with the reversed C_γ requirement is expected to be dominated by strong production of $Z(\rightarrow \nu\nu)\gamma + \text{jets}$ events. The background yield compared with the data in the aforementioned CRs is utilized to determine the normalization of the $W(\rightarrow \ell\nu)\gamma + \text{jets}$ and $Z(\rightarrow \nu\nu)\gamma + \text{jets}$ backgrounds by allowing their normalization to float in the different fit models, as described in Section 8.

An additional background contribution results from $Z + \text{jets}$ or $W + \text{jets}$ events in which one of the jets is misreconstructed as a photon. The simulation described in Section 4 is not expected to properly reproduce the rate of jets misreconstructed as photons. Therefore, the jet $\rightarrow \gamma$ misreconstruction rate is estimated using a technique tuned on data and similar to the one described in Ref. [123]. The method, often referred to as an ‘ABCD’ method, relies on the evaluation of the photon candidate event yield in a two-dimensional plane defined by the amount of transverse energy deposited in clusters of cells within a cone of size $\Delta R = 0.4$ around the photon, excluding the photon cluster itself (i.e. isolation), and by the quality of the photon identification criteria (tightness) [104]. A photon signal region (region A) is defined by photon candidates that are isolated and satisfy the tight identification requirements described in Section 5. Three background regions are defined in the isolation–tightness plane, consisting of photon candidates which are tight but non-isolated (region B), non-tight but isolated (region C) or neither tight nor isolated (region D). A photon candidate is defined as non-isolated if it does not satisfy the requirement on the amount of isolation transverse energy, while it is classified as non-tight if it fails the tight identification but satisfies a modified set of requirements related to four of the selections associated with the shower-shape variables computed from the energy deposits in the first layer of the EM calorimeter. No correlation between the photon identification and isolation requirements would imply that the numbers of photon candidates in the four regions (A, B, C, D) satisfy the condition $N^A/N^B = N^C/N^D$. Although this condition is almost fully satisfied, the residual correlation between the photon isolation and tightness is taken into account through correction factors estimated from MC simulations, differing from unity by up to 40%. A further correction to the described method is included to take into account the contamination from real photons in the three regions which are supposed to be dominated by fake photons (B, C, D). This contribution is evaluated using MC simulation and is parameterized through coefficients representing the fraction of real photons in each of the aforementioned regions relative to the fraction of real photons observed in region A . With these two corrections, this method determines the jet $\rightarrow \gamma$ misreconstruction rate and consequently the contribution due to this background in all the kinematic regions considered in this analysis. The non-tight

photon and isolation definitions were varied to compute a relative systematic uncertainty, estimated to be 80–90% for this background process.

The background contribution due to electrons misidentified as photons is estimated through an $e^\pm \rightarrow \gamma$ misreconstruction rate (fake rate), determined from a comparison of the rates of Z boson reconstruction in the $e^\pm\gamma$ and e^+e^- final states, as in Ref. [124]. This background is small in the EW $Z\gamma$ + jets measurement and in the Higgs boson invisible decays interpretation but is more relevant in the dark-photon interpretation. The full Run 2 dataset is used to select $Z \rightarrow ee$ events in which the electron pairs in the final state are either reconstructed as an e^+e^- pair or misreconstructed as an $e^\pm\gamma$ pair. The invariant mass m_{ee} or $m_{e\gamma}$ is required to be consistent with the Z boson mass within 10 GeV. The yields of Z events are then obtained from a simultaneous fit to the m_{ee} or $m_{e\gamma}$ distributions, in order to subtract the contamination from jets misidentified as electrons or photons in the two samples using an extrapolation from the sidebands of the pair’s mass. The $e^\pm \rightarrow \gamma$ misidentification rate, measured as a function of $|\eta|$ and p_T , varies between 1.5% and 9%, with larger values associated with larger values of $|\eta|$, since the misidentification rate depends on the amount of material in front of the calorimeter. The background contribution from misidentified electrons is evaluated in the different regions considered in this analysis by applying the calculated $e^\pm \rightarrow \gamma$ misidentification rates to event yields resulting from the same criteria except that an electron is required instead of a photon. The misidentification rate includes uncertainties from varying the fitted range of the pair mass, turning the jet background subtraction on and off, and accounting for biases in the energy of the photon compared to that of the electron. The total uncertainties vary from 30% for $p_T = 15$ GeV to 15% for $p_T = 100$ GeV.

The γ + jet background is a minor one in this analysis since these events do not have intrinsic E_T^{miss} , other than the small contribution from the presence of neutrinos in heavy-flavour jet decays. While only a small fraction of such events exceed the E_T^{miss} requirement of the SR definition, most of this background contribution results from jet mismeasurement, yielding a significant amount of misreconstructed E_T^{miss} . The sample of simulated events for this large cross-section process is limited, so a jet smearing approach is used to increase the sample size by a factor of 20. A simulated sample of γ + jet events is filtered with a set of criteria looser than those used in the SR definition so that events include one identified photon and two or more reconstructed jets with $|\Delta\eta_{jj}| > 2.5$. The leading and subleading reconstructed jet p_T must be larger than 50 and 30 GeV, respectively. The energy of each truth jet, which includes neutrino momenta, in these events is smeared according to the jet energy response evaluated in bins of p_T of the corresponding truth-level jets; jet ϕ and η are smeared with a Gaussian distribution according to the angular resolution of PFlow jets as measured in 13 TeV data [125]. The pile-up jet energies are not smeared, but they are included in the jet counting. After all the truth jets have been smeared, the corresponding JVT and fJVT tagging scores are recalculated for each jet. The true- E_T^{miss} magnitude and direction due to heavy-flavour decay neutrinos are resampled from simulated sample truth information. In addition to this redefinition of the E_T^{miss} in the event, corrections due to jet smearing are also propagated to the reconstructed E_T^{miss} as well as all other kinematic quantities used to define the SR. The γ + jet sample obtained with this procedure is normalized according to the simulation-to-data comparison in the Low- E_T^{miss} VR described in Section 6, after subtracting all the other background contributions in that region. Normalization to data absorbs any residual contributions of detector noise or other misreconstructed jets. The resulting normalization, which was found to be statistically consistent over all data-taking years, is 0.91 ± 0.36 with the uncertainty coming from the statistical uncertainties of the data. Uncertainties in the extrapolation from the Low- E_T^{miss} VR are computed using the difference between the E_T^{miss} trigger efficiencies for γ + jet and $Z(\rightarrow \nu\nu)\gamma$ + jets events, which results in a 75% uncertainty in yield. Lastly, the smearing parameterizations are varied within their uncertainties, and the truth- E_T^{miss} resampling is turned on and off. The total uncertainty in this background is roughly 90%.

Some of the events in the $W(\rightarrow \ell\nu)\gamma + \text{jets}$ CR are events where a jet or a photon is misidentified as a lepton. Events of this kind result from $\gamma + \text{jet}$ production in which a jet is misidentified as a lepton, diphoton production where a photon mimics the prompt electron, or to multijet events where one jet mimics the photon and another one mimics the lepton. The contribution from fake-lepton events is found to be negligible in the case of events with one muon. To evaluate this contribution to the $W_{e\nu}^\gamma$ CR, a corresponding CR (Fake- e CR) is defined, as discussed in Section 6.5. The ratio of the yields of fake electrons in the $W_{e\nu}^\gamma$ CR and Fake- e CR, labelled $\mathcal{R}_{\text{fake-}e}$, is estimated in the same regions except that the one electron satisfying the tight identification requirements is replaced by an electron satisfying a loose identification requirement but failing the tight $W_{e\nu}^\gamma$ CR electron definition. This is called the anti-ID selection. The number of data events in the anti-ID $W_{e\nu}^\gamma$ CR, after subtracting residual contributions from prompt-lepton events using simulation, is divided by the number of data events in the anti-ID Fake- e CR to compute $\mathcal{R}_{\text{fake-}e}$. The ratio $\mathcal{R}_{\text{fake-}e}$ is measured to be 0.14 ± 0.11 in the baseline selection (Section 6.1) and 0.26 ± 0.10 in the selection used in the $H \rightarrow \gamma\gamma_d$ search (Section 6.4), with the uncertainties coming from statistical uncertainties of the data. This ratio is used to scale the fake-electron contributions in the Fake- e CR to obtain the expected background in the $W_{e\nu}^\gamma$ CR.

7.2 Systematic uncertainties

Theoretical uncertainties affect all simulated signal and background processes. They originate from the limited order at which the matrix elements are calculated, the matching of those calculations to parton showers, and the uncertainty of the proton PDFs.

For the $Z\gamma + \text{jets}$ and $W\gamma + \text{jets}$ processes the higher-order matrix element effects and parton-shower-matching uncertainties are assessed by varying the renormalization and factorization scale choices used in the event generation. The effect of resummation and CKKW matching scale [63] choices are found to be negligible. The factorization and renormalization scales are varied up and down by a factor of two using event weights varied in the SHERPA MC simulation of strong production, while they are varied in separate calculations in VBFNLO for EW production. The corresponding uncertainties are calculated by taking an envelope of the seven factorization/renormalization scale variations: the central value, each scale independently varied up/down, and both scales coherently varied up/down. For the strong-production $V\gamma + \text{jets}$ background, the effect of the 7-point scale variations on the expected yield ranges from $\sim 25\%$ to $\sim 56\%$ in the kinematic regions considered; the corresponding values for the EW $V\gamma + \text{jets}$ process range from $\sim 3\%$ to $\sim 11\%$. Since the EW $V\gamma + \text{jets}$ simulation is leading-order MADGRAPH5_aMC@NLO reweighted by NLO VBFNLO, the 7-point scale variations are computed from VBFNLO. For the strong-production $V\gamma + \text{jets}$ background the scale variations are propagated to both the matrix element and the parton shower, while for the EW $V\gamma + \text{jets}$ samples the PYTHIA 8 A14 ‘eigentune’ variations [74] are summed in quadrature to assess the uncertainty in the parton shower modelling. The systematic uncertainty is found to be in the range 4–15%.

For the $Z(\rightarrow \nu\nu)\gamma + \text{jets}$ process, the interference between EW and strong production is computed at LO in MADGRAPH5_aMC@NLO + PYTHIA 8, as discussed in Section 4.1. The full prediction of the interference sample is assigned to the EW $Z(\rightarrow \nu\nu)\gamma\text{j}$ sample as a one-sided uncertainty, as is done in Ref. [8], in all SR and CR bins, and its largest contribution is at large $m_T(\gamma, E_T^{\text{miss}})$ with a -22% uncertainty in the prediction without interference.

An uncertainty due to the choice of MC generator is evaluated by comparing strong $V\gamma + \text{jets}$ samples produced with SHERPA and MADGRAPH5_aMC@NLO: the full difference between SHERPA and MAD-

GRAPH5_aMC@NLO is considered as a systematic uncertainty, and the difference in the predicted yields is symmetrized around the SHERPA-predicted central value for this background yield. The difference is as large as 20% depending on the signal region or control region bin, but the biggest differences are at large $m_T(\gamma, E_T^{\text{miss}})$. Both the shape and normalization differences are accounted for in the fit model.

The PDF uncertainties of the $W\gamma$ + jets and $Z\gamma$ + jets backgrounds are evaluated in each region and each bin of the SR as the standard deviation of the 100 PDF replicas of the NNPDF set. The overall uncertainty is found to be smaller than a few percent.

For the Higgs $\rightarrow \gamma\gamma_d$ signal samples, the VBF and ggF Higgs boson inclusive production cross-sections and uncertainties are provided by the LHC Higgs Cross Section Working Group [89]. For the VBF process, m_{jj} -dependent renormalization and factorization uncertainties and their correlations were computed by the LHC Higgs working group [89] for the POWHEG+PYTHIA 8 signal samples. The parton shower uncertainty for the VBF signal is estimated to range from 2% to 4% by comparison with a POWHEG+HERWIG 7 sample. There is a 2% uncertainty due to the Higgs boson p_T -dependent NLO electroweak correction, which is estimated from HAWK [102]. Uncertainties due to the PDF choice are assessed from the average variations of the PDF4LHC15 set of PDFs. For the ggF process, uncertainties from the renormalization and factorization scale variations are also assigned in categories of Higgs boson p_T , number of jets, and m_{jj} by the LHC Higgs Cross Section Working Group [89]. The resulting uncertainties are 20%–30%. The smaller PDF and parton shower variations are also included. The same uncertainty treatment is used for the small contribution of ggF-produced $H \rightarrow \text{inv.}$ events.

For the VBF Higgs+ γ sample, the factorization and renormalization scales are varied up and down by a factor of two through event weights varied in the MC matrix element and parton shower simultaneously. The envelope of the seven factorization/renormalization scale variations considered is assigned as the corresponding 1–2% systematic uncertainty. The uncertainty due to the modelling of the parton showering is assessed by comparing relevant kinematic distributions for PYTHIA 8 and HERWIG 7 samples generated at LO in α_s , as discussed in Section 4.5. The relative differences of 2%–8% are applied to the NLO signal sample as uncertainties. Uncertainties of 1%–2% due to the PDF choice are assessed from the average variations of the PDF4LHC15 set of PDFs.

Several experimental uncertainties impact the sensitivity of the analyses presented in this paper. They are grouped into categories: uncertainties in the luminosity, uncertainties in the trigger efficiencies, and uncertainties related to the reconstruction of physics objects such as electrons, muons, jets, and the E_T^{miss} . A summary of the systematic impact on the measured signal strength or limits set by this search is reported in Table 7.

The uncertainty in the luminosity is 1.7% [36] and impacts the signal yield and the simulated background yield.

The E_T^{miss} requirement of 150 GeV in the SR is key to maximizing the sensitivity of the analysis. The E_T^{miss} triggers are not fully efficient, so systematic uncertainties are used to account for possible trigger efficiency differences between data and simulation. This is done by comparing the combined L1+HLT trigger efficiency as a function of $E_T^{\text{miss,lep-rm}}$ for simulated $W(\rightarrow \mu\nu)$ + jets events and data events, both selected with single-muon triggers. Neither the E_T^{miss} trigger nor the offline E_T^{miss} reconstruction includes muon momenta in their calculations. The E_T^{miss} trigger has an efficiency of roughly 81% at $E_T^{\text{miss}} = 150$ GeV and >99% for $E_T^{\text{miss}} > 200$ GeV in simulation. The E_T^{miss} -trigger efficiencies for simulated $W(\rightarrow \mu\nu)$ + jets, $W(\rightarrow \mu\nu)\gamma$ + jets, and $Z(\rightarrow \nu\nu)\gamma$ + jets are found to be statistically consistent in all the considered regions, so the same correction for differences between the data and simulation trigger efficiencies is applied to all simulated events passing the E_T^{miss} trigger. The correction as a function of E_T^{miss} varies from around

(3–6)% \pm 4% at $E_T^{\text{miss}} = 150$ GeV to less than 0.4% \pm 1% for $E_T^{\text{miss}} > 200$ GeV depending on the specific E_T^{miss} -trigger algorithm used in a given data-taking period. The uncertainty in the correction comes from the data statistical uncertainties used to derive the correction. For the $W_{\ell\nu}^\gamma$ CR scale factors and uncertainties in events passing lepton triggers, the corresponding single-lepton triggers corrections are applied [39, 40].

Systematic uncertainties are calculated for lepton reconstruction and isolation efficiencies [104, 105] and for the energy scale and resolution [104]. For the electron (muon) veto, an uncertainty in the electron (muon) reconstruction inefficiency is taken into account. For jets, uncertainties are derived in the energy scale and resolution [109] and for the pile-up tagging efficiencies [39, 110]. For the photon, uncertainties in the reconstruction, isolation, energy scale and resolution [104, 126] are considered. The above uncertainties associated with the reconstructed objects are propagated to the calculation of E_T^{miss} , as is the uncertainty in the scale and resolution of the E_T^{miss} soft term [115].

8 Fit models and results

The statistical analysis carried out has two objectives: first measuring the EW $Z\gamma$ + jets production cross-section, and then searching for evidence of BSM physics in specific models involving invisible or semi-visible decays of the Higgs boson. The different processes of interest are compared to data using a profile-likelihood-ratio test statistic in a frequentist approach. A maximum-likelihood fit to the observed data in each bin of the event classification described in Sections 6.2, 6.3, and 6.4 is used to set constraints on the signal strength μ for each model considered, all using asymptotic formulae [127]: a two-sided confidence level (CL) interval with the CL_s definition [128] is extracted for the EW $Z\gamma$ + jets cross-section measurement, while one-sided confidence levels calculated with the same approach are considered to set upper limits on new physics contributions.

Each bin i of the SR is assumed to include a number of events N_i where the total expected background yield is B_i and the signal contribution is S_i . A likelihood function \mathcal{L} is defined as

$$\mathcal{L} = \prod_{i \in \text{bins}} \mathcal{P}(N_i | B_i(\vec{\theta}) + \mu S_i(\vec{\theta})) \cdot \prod_{j \in \text{syst.}} \mathcal{G}(0 | \theta_j) \quad B_i(\vec{\theta}) = \sum_{k \in \text{bkg.comp.}} \beta_{i,k} \cdot B_{i,k}(\vec{\theta}) \quad (2)$$

where $\mathcal{P}(x|\nu)$ is the Poisson probability density function, $\mathcal{G}(x|\theta)$ is the probability density function of a Gaussian with unit width, and θ_j represents the nuisance parameters corresponding to each considered uncertainty. The expected background yield in a given bin, B_i , is given by the sum of several contributions, where a normalization factor β for each background component is included. The β factors represent the overall normalization of a given background contribution estimate. In the maximum-likelihood fit such normalization factors can be either fixed to 1 or left floating in the maximization. The treatment of these factors in the statistical analysis framework is detailed in the following for each scenario considered. In the framework of the EW $Z\gamma$ + jets cross-section measurement, this process is considered as the signal and its corresponding β factor is replaced by the parameter of interest $\mu_{Z\gamma_{\text{EW}}}$. In the framework of the searches for invisible or semi-visible decays of the Higgs boson, expected signal yields are evaluated with the assumption $\mathcal{B}_{\text{inv}} = 1$ or $\mathcal{B}(H \rightarrow \gamma\gamma_d) = 1$, which allows the parameter of interest μ to directly determine the actual Higgs boson decay branching fraction to the considered invisible or semi-visible particles.⁶ The signal considered in this framework is normalized to the SM cross-section for Higgs boson production. The expected yields depend not only on B_i and S_i but also on the nuisance parameters, although these

⁶ When small signal contaminations are expected in a CR, these are correctly accounted for in the statistical analysis.

parameters are constrained in the likelihood function by the $\mathcal{G}(0|\theta_j)$ factors. Some of the systematic uncertainties affecting background and signal predictions vary the final observable by less than 0.1% and these are ignored to improve the stability of the fit with no loss of accuracy.

Each experimental uncertainty source is taken to be fully correlated across all signal and control regions. The applied correlation of theory systematic uncertainties depends on the type of uncertainty. PDF uncertainties are treated as fully correlated across bins. The uncertainty in the interference between the EW and strong $Z(\rightarrow \nu\nu)\gamma + \text{jets}$ processes is treated as a fully correlated one-sided uncertainty in the EW $Z(\rightarrow \nu\nu)\gamma\text{jj}$ process. The parton showering in each of the four $V\gamma + \text{jets}$ samples (EW and strong-production components of $W\gamma + \text{jets}$ and $Z\gamma + \text{jets}$) is correlated across all bins and similar for the scale variations in the strong-production $V\gamma + \text{jets}$ samples, except the scale uncertainties in the one-lepton CRs which are not correlated with the other bins. A separate nuisance parameter for the latter is motivated by the less than 1% background contribution to the one-lepton CR, and the contribution due to missing one of the leptons. Scale uncertainties for EW $Z\gamma\text{jj}$ and EW $W\gamma\text{jj}$ are treated as uncorrelated among regions and correlated in bins of the same region to avoid constraining this source of uncertainty. Within rounding, no change in the measured significance nor in the extracted limits was found compared with correlating these uncertainties across all analysis bins.

8.1 Fit model and results for the EW $Z\gamma + \text{jets}$ cross-section measurement

The signature considered in this paper has a significant contribution from EW $Z(\rightarrow \nu\nu)\gamma\text{jj}$ production, which has not been observed previously. A measurement of the cross-section for this process is an important first step, as a result complementary to the prior SM CMS observation of EW $Z(\rightarrow \ell\ell)\gamma\text{jj}$ [10]. No BSM signal contributions are considered in this subsection.

For this measurement events are categorized into four m_{jj} bins, as described in Section 6.2, to profit from differences between the kinematic distributions of EW $Z\gamma + \text{jets}$ production and strong $Z\gamma + \text{jets}$ production. The statistical analysis of data entering either the SR, $W_{\mu\nu}^\gamma$ CR, $W_{e\nu}^\gamma$ CR, $Z_{\text{Rev.Cen.}}^\gamma$ CR, or Fake- e CR is performed according to their m_{jj} bins, expanding the likelihood function defined in Eq. (2) as

$$\begin{aligned}
\mathcal{L}(\mu_{Z\gamma_{\text{EW}}}, \beta_{Z\gamma_{\text{strong}}}, \beta_{W\gamma}, \vec{\theta}) = & \\
& \prod_{i \in \text{SR bins}} \mathcal{P}(N_i | \mu_{Z\gamma_{\text{EW}}} S_{i,Z\gamma_{\text{EW}}} + \beta_{Z\gamma_{\text{strong}}} B_{i,Z\gamma_{\text{strong}}} + \beta_{W\gamma} B_{i,W\gamma} + B_{i,\text{others}}) \\
\times & \prod_{k \in \text{CR bins}} \mathcal{P}(N_k^{W_{e\nu}^\gamma \text{ CR}} | \beta_{W\gamma} B_{k,W\gamma}^{W_{e\nu}^\gamma \text{ CR}} + B_{k,\text{others}}^{W_{e\nu}^\gamma \text{ CR}} + \beta_{k,\text{fake-}e} B_{k,\text{fake-}e}^{\text{Fake-}e \text{ CR}} \mathcal{R}_{\text{fake-}e}) \\
\times & \prod_{k \in \text{CR bins}} \mathcal{P}(N_k^{W_{\mu\nu}^\gamma \text{ CR}} | \beta_{W\gamma} B_{k,W\gamma}^{W_{\mu\nu}^\gamma \text{ CR}} + B_{k,\text{others}}^{W_{\mu\nu}^\gamma \text{ CR}}) \\
\times & \prod_{k \in \text{CR bins}} \mathcal{P}(N_k^{Z_{\text{Rev.Cen.}}^\gamma \text{ CR}} | \mu_{Z\gamma_{\text{EW}}} S_{k,Z\gamma_{\text{EW}}}^{Z_{\text{Rev.Cen.}}^\gamma \text{ CR}} + \beta_{Z\gamma_{\text{strong}}} B_{k,Z\gamma_{\text{strong}}}^{Z_{\text{Rev.Cen.}}^\gamma \text{ CR}} + \beta_{W\gamma} B_{k,W\gamma}^{Z_{\text{Rev.Cen.}}^\gamma \text{ CR}} + B_{k,\text{others}}^{Z_{\text{Rev.Cen.}}^\gamma \text{ CR}}) \\
\times & \prod_{k \in \text{CR bins}} \mathcal{P}(N_k^{\text{Fake-}e \text{ CR}} | \beta_{W\gamma} B_{k,W\gamma}^{\text{Fake-}e \text{ CR}} + B_{k,\text{others}}^{\text{Fake-}e \text{ CR}} + \beta_{k,\text{fake-}e} B_{k,\text{fake-}e}^{\text{Fake-}e \text{ CR}}) \\
\times & \prod_{j \in \text{syst.}} \mathcal{G}(0|\theta_j)
\end{aligned} \tag{3}$$

The EW $Z\gamma + \text{jets}$ signal contribution entering the $Z_{\text{Rev.Cen.}}^\gamma$ CR is taken into account in the statistical analysis. The fake-electron background in the CR bin at high $E_{\text{T}}^{\text{miss}}$ is determined by the product of $B_{\text{fake-}e}$

and the transfer factor $\mathcal{R}_{\text{fake-}e}$ (see Section 7.1). The symbol $B_{\text{fake-}e}^{\text{Fake-}e \text{ CR}}$ represents the number of events with a fake electron in the corresponding bin of the Fake- e CR at low E_T^{miss} . For this measurement, in addition to the parameter of interest $\mu_{Z\gamma_{\text{EW}}}$, the normalization factors $\beta_{Z\gamma_{\text{strong}}}$ and $\beta_{W\gamma}$ corresponding to the strong-production $Z\gamma + \text{jets}$ component and, inclusively, to the $W\gamma + \text{jets}$ component of the investigated distribution respectively, are allowed to float in the fit.

The result of the maximum-likelihood fit to data in the 4 SR bins and 16 CR bins is shown in Figure 3, with the best-fit model propagated in all the regions. The SR bin-by-bin yields and CR yields are shown in Table 5 for the SM process contributions and data. The level of agreement between the data and the prediction from background simulation is good overall and is better after the fit, as shown in the lower panel of Figure 3.

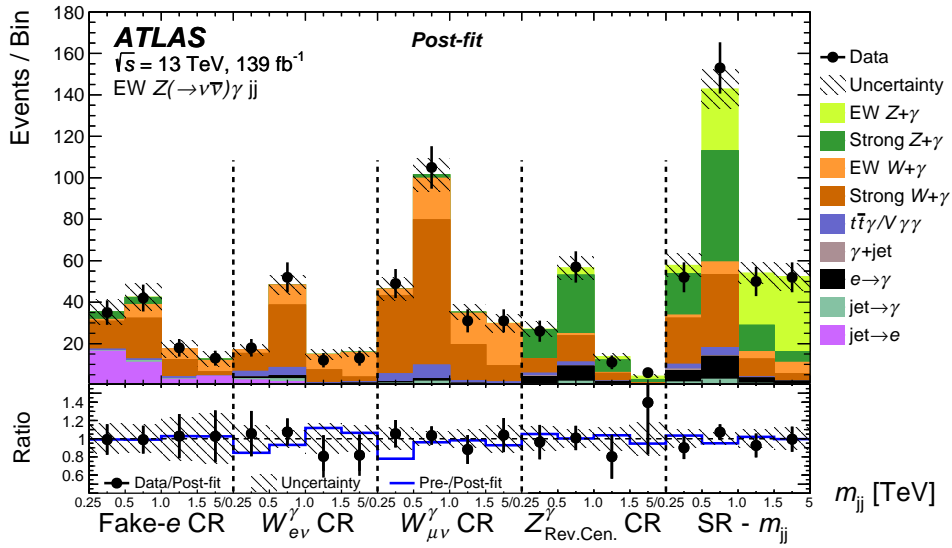


Figure 3: Post-fit results for all m_{jj} SR and CR bins in the EW $Z\gamma + \text{jets}$ cross-section measurement as defined in Eq. (3) with the $\mu_{Z\gamma_{\text{EW}}}$ signal normalization floating. The post-fit uncertainties include statistical, experimental, and theory contributions. The lower panel shows the ratio of data to the sum of all the SM process predictions and also compares the pre-fit and post-fit predictions.

The best-fit values of the three free-floating normalization factors appearing in Eq. (3) are reported in Table 6. In particular, the EW $Z\gamma + \text{jets}$ normalization best-fit value is $1.03 \pm 0.16(\text{stat}) \pm 0.19(\text{syst}) \pm 0.02(\text{lumi})$. The excess over the background-only hypothesis is quantified by a p -value using the profile likelihood ratio, evaluated at $\mu_{Z\gamma_{\text{EW}}} = 0$, as a test statistic. EW $Z\gamma_{jj}$ is observed with a significance of 5.2σ with respect to the other SM background processes, and the expected significance is 5.1σ . The statistical component of the uncertainty includes only the data statistical uncertainty with other sources such as the limited number of simulated events and the normalization of the backgrounds included in the systematic component of the uncertainty.

The impact on the measurement of $\mu_{Z\gamma_{\text{EW}}}$ from different groups of uncertainties is shown in Table 7. It is evaluated by repeating the fit procedure, after fixing the nuisance parameters corresponding to each group of systematic uncertainties, in turn, to their best-fit values, and subtracting the new variance (σ^2) of the best-fit value of $\mu_{Z\gamma_{\text{EW}}}$ from the original variance. The data statistical uncertainty has the largest impact on the measured signal strength, followed by the signal acceptance uncertainties. A small correlation is observed among the different sources of uncertainty. The signal uncertainties are divided into acceptance

Table 5: Data yields and fitted predictions, after the fit to 139 fb^{-1} of data with the $\mu_{Z\gamma_{EW}}$ signal normalization floating as defined in Eq. (3), for the four m_{jj} bins of the SR and the inclusive CRs. The uncertainties in the SM processes are derived by the fit and include the effects of nuisance parameter constraints and the correlation of systematic uncertainties. The individual uncertainties are correlated and do not necessarily add in quadrature to equal the total background uncertainty. A dash ‘-’ indicates less than 0.01 events.

Process	Fake- e CR	W_{ev}^γ CR	$W_{\mu\nu}^\gamma$ CR	$Z_{\text{Rev.Cen.}}^\gamma$ CR	SR - m_{jj} [TeV]			
					0.25-0.5	0.5-1.0	1.0-1.5	≥ 1.5
Strong $Z\gamma$ + jets	8 ± 8	0 ± 1	3 ± 2	50 ± 12	20 ± 6	54 ± 12	13 ± 5	5 ± 2
EW $Z\gamma$ + jets	0.6 ± 0.2	0.3 ± 0.2	0.4 ± 0.2	7 ± 2	4 ± 1	30 ± 7	25 ± 5	36 ± 7
Strong $W\gamma$ + jets	43 ± 9	47 ± 9	133 ± 21	24 ± 6	22 ± 6	35 ± 10	9 ± 3	3 ± 1
EW $W\gamma$ + jets	19 ± 6	31 ± 7	59 ± 13	1.4 ± 0.5	2 ± 1	6 ± 1	4 ± 1	5 ± 1
jet $\rightarrow \gamma$	1 ± 1	2 ± 2	3 ± 2	2 ± 2	1 ± 1	2 ± 2	1 ± 1	0.4 ± 0.3
jet $\rightarrow e$	34 ± 17	5 ± 3	-	-	-	-	-	-
$e \rightarrow \gamma$	-	2.7 ± 0.4	2.9 ± 0.4	13 ± 1	6 ± 1	11 ± 1	2.6 ± 0.4	1.4 ± 0.3
γ + jet	-	-	-	0.7 ± 0.5	0.7 ± 0.5	0.4 ± 0.3	0.1 ± 0.1	0.1 ± 0.1
$t\bar{t}\gamma/V\gamma\gamma$	3 ± 1	9 ± 2	13 ± 2	3 ± 1	2 ± 1	4 ± 1	0.4 ± 0.2	0.1 ± 0.1
Fitted Yields	108 ± 10	96 ± 8	213 ± 14	102 ± 9	58 ± 6	143 ± 12	54 ± 5	52 ± 6
Data	108	95	216	100	52	153	50	52
Data/Fit	1.00 ± 0.14	0.99 ± 0.12	1.01 ± 0.09	0.98 ± 0.13	0.90 ± 0.15	1.07 ± 0.11	0.93 ± 0.16	0.99 ± 0.18

Table 6: The best-fit values and corresponding uncertainties of the three free-floating normalization factors derived from the statistical analysis described by Eq. (3).

$\mu_{Z\gamma_{EW}}$	$\beta_{Z\gamma_{\text{strong}}}$	$\beta_{W\gamma}$
1.03 ± 0.25	1.02 ± 0.41	1.01 ± 0.20

uncertainties for the signal events entering the fiducial volume and the shape uncertainties, which are the uncertainties in the shape of signal distributions within the fiducial volume. The signal acceptance uncertainties are assigned to the theoretical cross-section and not to the fiducial cross-section.

The measured fiducial cross-section is extracted by taking the product of the signal strength, $\mu_{Z\gamma_{EW}}$, and the predicted cross-section times branching ratio to neutrinos in the fiducial volume defined in Section 6.2. The measurement and SM prediction agree within the measurement uncertainties. The measured fiducial cross-section is $\sigma_{Z(\rightarrow\nu\nu)\gamma_{EW}}^{\text{fid.}} = 1.31 \pm 0.20(\text{stat}) \pm 0.20(\text{syst}) \text{ fb}$, which includes the contribution from the interference term with the strong production of $Z\gamma$ + jets. The interference computed through MADGRAPH is 2% in the fiducial volume and is treated as an uncertainty in the EW $Z\gamma$ + jets cross-section. The theoretical MADGRAPH cross-section including the 0.3% NLO QCD K -factor correction from VBFNLO is $1.27 \pm 0.01(\text{stat}) \pm 0.17(\text{LO QCD MADGRAPH scale}) \pm 0.03(\text{pdf}) \text{ fb} = 1.27 \pm 0.17 \text{ fb}$. The jet-veto is not part of the fiducial phase-space definition; the loss in efficiency in simulation for this veto is 5%.

8.2 Fit model and results for $H \rightarrow \text{inv. search}$

In the search for $H \rightarrow \text{inv.}$, events are categorized into four bins according to the DNN output score. These bins enter the likelihood function definition in Eq. (2). In addition to the SR bins, the correspondingly binned W_{ev}^γ CR, $W_{\mu\nu}^\gamma$ CR, $Z_{\text{Rev.Cen.}}^\gamma$ CR, and Fake- e CR are included in the likelihood function definition to provide constraints on the background contribution to the SR. The signal contribution in the $Z_{\text{Rev.Cen.}}^\gamma$ CR is taken into account in the statistical analysis. In the likelihood function definition, all the normalization factors β from Eq. (3) are fixed to one except the ones corresponding to the $W\gamma$ + jets and fake- e background contributions. The $\mu_{Z\gamma_{EW}}$ normalization factor is fixed to one because the shape of this contribution and

Table 7: The contributions from different groups of systematic uncertainties to the $\pm 1\sigma$ uncertainty bands of the $\mu_{Z\gamma_{EW}}$ best-fit value and on \mathcal{B}_{inv} and $\mathcal{B}(H \rightarrow \gamma\gamma_d)$ 95% CL limits. The evaluation is performed by fixing a given group of systematic uncertainties to their best-fit values and subtracting the new variance (σ^2) of the best-fit value or the limit from the nominal variance including all systematic uncertainties. Due to residual correlations between categories, the sum in quadrature of the systematic uncertainties can differ from the actual value. The uncertainty due to the finite number of data events (‘Data stats.’) is obtained by fixing all systematic uncertainties to their best-fit values. The sum of all systematic uncertainties is estimated by subtracting the statistical variance component from the total variance. The experimental uncertainties and the uncertainty related to the size of MC simulated samples (‘MC stats.’) are treated as separate categories. The $V\gamma + \text{jets}$ theory entry includes the theoretical uncertainties in strong $Z\gamma + \text{jets}$, EW $W\gamma + \text{jets}$ and strong $W\gamma + \text{jets}$ production for $\mu_{Z\gamma_{EW}}$; however, for \mathcal{B}_{inv} and $\mathcal{B}(H \rightarrow \gamma\gamma_d)$, it also includes those from EW $Z\gamma + \text{jets}$. For the last two columns the impact of systematic uncertainties is computed from a fit to data with $\mathcal{B}_{inv} = 0$ or $\mathcal{B}(H \rightarrow \gamma\gamma_d) = 0$ for each respective column.

Source	1σ Uncertainty on $\mu_{Z\gamma_{EW}}$	1σ Uncertainty on \mathcal{B}_{inv}	1σ Uncertainty on $\mathcal{B}(H \rightarrow \gamma\gamma_d)$
Jet scale and resolution	0.076	0.045	0.0011
$V\gamma + \text{jets}$ theory	0.067	0.044	0.0018
pile-up	0.040	0.021	0.0004
Photon	0.035	0.031	0.0011
$e \rightarrow \gamma, \text{jet} \rightarrow e, \gamma$ Bkg.	0.035	0.034	0.0028
Lepton	0.027	0.003	0.0008
E_T^{miss}	0.023	0.018	0.0003
Signal theory shape	0.020	–	–
Signal theory acceptance	0.12	–	–
Data stats.	0.16	0.11	0.0056
$W\gamma + \text{jets}/Z\gamma + \text{jets}$ Norm.	0.073	0.013	0.0004
MC stats.	0.063	0.046	0.0026
Total	0.25	0.15	0.0073

the one of the $H \rightarrow \text{inv.}$ signal are so similar that leaving the former unconstrained would largely affect the search sensitivity. The result of the EW $Z\gamma + \text{jets}$ cross-section measurement described in Section 8.1 further supports this assumption. The $\beta_{Z\gamma_{\text{strong}}}$ normalization factor is fixed to one because the CR yields are not large enough to reduce the theoretical uncertainties. In addition, the observed normalization in the EW $Z\gamma + \text{jets}$ cross-section measurement is consistent with unity in Table 6. The likelihood is

$$\begin{aligned}
\mathcal{L}(\mu, \beta_{W\gamma}, \beta_{\text{fake-}e}, \vec{\theta}) &= \prod_{i \in \text{SR bins}} \mathcal{P}(N_i | \beta_{W\gamma} B_{i,W\gamma} + B_{i,Z\gamma} + B_{i,\gamma + \text{jet}} + B_{i,\text{others}} + \mu S_i) \\
&\times \prod_{k \in \text{CR bins}} \mathcal{P}(N_k^{W_{ev} \text{ CR}} | \beta_{W\gamma} B_{k,W\gamma}^{W_{ev} \text{ CR}} + B_{k,\text{non-}W}^{W_{ev} \text{ CR}} + \beta_{k,\text{fake-}e} B_{k,\text{fake-}e}^{\text{Fake-}e \text{ CR}} \mathcal{R}_{\text{fake-}e}) \\
&\times \prod_{k \in \text{CR bins}} \mathcal{P}(N_k^{W_{\mu\nu} \text{ CR}} | \beta_{W\gamma} B_{k,W\gamma}^{W_{\mu\nu} \text{ CR}} + B_{k,\text{non-}W}^{W_{\mu\nu} \text{ CR}}) \\
&\times \prod_{k \in \text{CR bins-1}} \mathcal{P}(N_k^{Z_{\text{Rev.Cen.}} \text{ CR}} | B_{k,\text{TOT.}}^{Z_{\text{Rev.Cen.}} \text{ CR}} + \mu S_k^{Z_{\text{Rev.Cen.}} \text{ CR}}) \\
&\times \prod_{k \in \text{CR bins}} \mathcal{P}(N_k^{\text{Fake-}e \text{ CR}} | \beta_{W\gamma} B_{k,W\gamma}^{\text{Fake-}e \text{ CR}} + B_{k,\text{non-}W}^{\text{Fake-}e \text{ CR}} + \beta_{k,\text{fake-}e} B_{k,\text{fake-}e}^{\text{Fake-}e \text{ CR}}) \\
&\times \prod_{j \in \text{syst.}} \mathcal{G}(0 | \theta_j), \tag{4}
\end{aligned}$$

where $B_{k,\text{TOT.}}^{Z_{\text{Rev.Cen.}} \text{ CR}}$ is the sum of the expected background yields in the bin k of the $Z_{\text{Rev.Cen.}} \text{ CR}$, and $B_{k,W\gamma}$ is the sum of the EW and strong $W\gamma + \text{jets}$ events with their ratios fixed from theoretical predictions. Because of a very small yield in the fourth bin of the $Z_{\text{Rev.Cen.}} \text{ CR}$ for the \mathcal{B}_{inv} search, the third and fourth

bins are merged into one bin covering 0.6–1.0 in DNN output score. The result of the maximum-likelihood fit to data in the 4 SR and 15 CR bins is shown in Figure 4, with the best-fit model propagated in all the regions. The SR bin-by-bin yields and CR yields are shown in Table 8 for the background contribution, a benchmark $H \rightarrow \text{inv.}$ signal contribution, and recorded data. The fitted normalization of the sum of the EW and strong $W\gamma$ + jets events relative to the SM prediction is 1.07 ± 0.18 ; the fake-electron normalization is not reported because no comparison with the SM predictions is possible. The level of agreement between the data and the prediction from background simulation is good overall, and is better after the fit, as shown in the lower panel of Figure 4. No evidence of a new physics contribution is visible on top of the background prediction. The observed (expected) upper limit on \mathcal{B}_{inv} is 0.37 ($0.34^{+0.15}_{-0.10}$) at 95% CL. The impact on the limit from different groups of uncertainties is shown in Table 7, and the results are evaluated in the same way as for observation of EW $Z\gamma$ + jets, described in Section 8.1, except that \mathcal{B}_{inv} is fixed to zero.

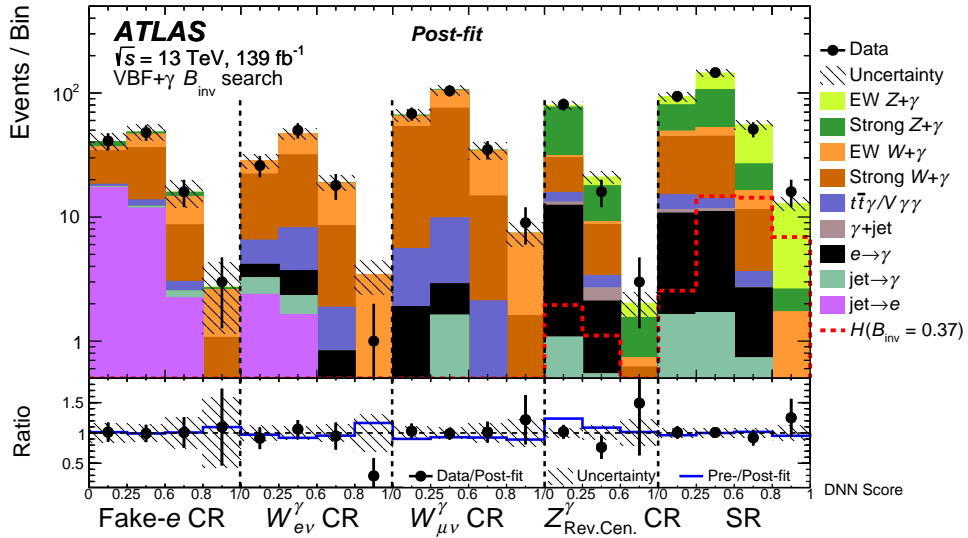


Figure 4: Post-fit results for all DNN SR and CR bins in the search for $H \rightarrow \text{inv.}$ as defined in Eq. (4) with the \mathcal{B}_{inv} signal normalization set to zero. For the $Z_{\text{Rev.Cen.}}^{\gamma}$ CR, the third bin contains all events with DNN output score values of 0.6–1.0. The $H \rightarrow \text{inv.}$ signal is scaled to a \mathcal{B}_{inv} of 37%. The post-fit uncertainties include statistical, experimental, and theoretical contributions. The lower panel shows the ratio of data to the post-fit yields and also compares the pre-fit and post-fit background predictions.

8.3 Fit model and results for $H \rightarrow \gamma\gamma_d$ search

In the search for a Higgs boson decaying into a $\gamma\gamma_d$ pair, the most powerful discriminating observable is the photon– E_T^{miss} transverse mass $m_T(\gamma, E_T^{\text{miss}})$, so this observable is used to search for this new physics signal. The events entering the dedicated SR_{γ_d} (see Section 6) are separated into five m_T bins, as described in Section 6.4. Because the relative contributions of $H \rightarrow \gamma\gamma_d$ signal produced through ggF and VBF production vary with m_{jj} , events are also separated into two m_{jj} categories, those with $m_{jj} < 1$ TeV and those with $m_{jj} \geq 1$ TeV. A total of ten bins in the SR as well as ten bins in each CR enter the likelihood function definition, which is equivalent to the one in Eq. (4) other than having a different number of bins in the SR and CRs and a different signal benchmark model for the interpretation in the context of the $H \rightarrow \gamma\gamma_d$ search. The fixing of the β and $\mu_{Z\gamma_{\text{EW}}}$ normalization factors to unity in Eq. (4) is repeated to be

Table 8: Data yields and background predictions, after the fit to 139 fb^{-1} of data with the \mathcal{B}_{inv} signal normalization set to zero, for the four DNN output score bins of the SR and the inclusive CRs. The uncertainties in the backgrounds are derived by the fit and include the effects of nuisance parameter constraints and the correlation of systematic uncertainties; as a result, the uncertainties in the total background can be smaller than the sum of those in the single contributions. The predicted signal yields, assuming a 37% branching ratio for $H \rightarrow \text{inv.}$ are shown with their associated uncertainties. A dash ‘-’ indicates less than 0.01 events.

Process	Fake- e CR	$W_{e\nu}^\gamma$ CR	$W_{\mu\nu}^\gamma$ CR	$Z_{\text{Rev.Cen.}}^\gamma$ CR	SR - DNN output score			
					0-0.25	0.25-0.6	0.6-0.8	0.8-1.0
Strong $Z\gamma$ + jets	7 ± 4	0.3 ± 0.1	3 ± 1	55 ± 6	31 ± 6	53 ± 10	10 ± 2	0.9 ± 0.2
EW $Z\gamma$ + jets	0.6 ± 0.1	0.3 ± 0.1	0.4 ± 0.2	7 ± 1	14 ± 2	39 ± 5	29 ± 4	10 ± 2
Strong $W\gamma$ + jets	44 ± 7	46 ± 6.1	127 ± 13	20 ± 2	29 ± 6	31 ± 9	8 ± 2	0.1 ± 0.2
EW $W\gamma$ + jets	21 ± 3	35 ± 4	66 ± 7	1.5 ± 0.2	5 ± 1	8 ± 1	5 ± 1	1.2 ± 0.3
jet $\rightarrow \gamma$	1 ± 1	2 ± 1	2 ± 2	2 ± 1	2 ± 2	2 ± 2	0.7 ± 0.8	-
jet $\rightarrow e$	32 ± 15	4 ± 2	-	-	-	-	-	-
$e \rightarrow \gamma$	-	2.6 ± 0.2	2.9 ± 0.2	13 ± 1	9 ± 1	9 ± 1	1.9 ± 0.2	0.3 ± 0.1
γ + jet	-	-	-	1.4 ± 0.5	0.7 ± 0.5	0.6 ± 0.4	0.04 ± 0.03	-
$t\bar{t}\gamma/V\gamma\gamma$	3 ± 1	8 ± 1	12 ± 2	3 ± 1	4 ± 1	2.4 ± 0.4	0.9 ± 0.2	0.01 ± 0.01
Fitted Bkg	108 ± 10	97 ± 7	214 ± 14	101 ± 7	93 ± 8	145 ± 11	55 ± 5	13 ± 2
H ($\mathcal{B}_{\text{inv}} = 0.37$)	-	-	-	3.3 ± 0.4	2.6 ± 0.3	15 ± 2	14 ± 2	7 ± 1
Data	108	95	216	100	94	146	51	16
Data/Fit	1.01 ± 0.14	0.97 ± 0.12	1.01 ± 0.09	0.98 ± 0.12	1.01 ± 0.13	1.01 ± 0.11	0.92 ± 0.15	1.25 ± 0.35

consistent with Section 8.2, but allowing them to float in the fit does not change the results within rounding. The SR bin-by-bin yields and CR yields are shown in Table 9 for the background contribution and recorded data yields after a fit to the background-only contributions.

The result of the maximum-likelihood fit with the $\mathcal{B}(H \rightarrow \gamma\gamma_d)$ signal normalization set to zero in the ten SR bins and four inclusive CRs is shown in Figure 5. The CRs are shown inclusively to reduce the number of bins presented, but the same binning as the SR is used in the fit model. The data and predictions from background simulation agree within the reported uncertainties, apart from a small deficit in the data in the bins corresponding to the highest m_T values. The pre-fit background predictions in the highest m_T bins are pulled down by the fit to data, and uncertainties describing these differences, which increase in this high m_T range, come from the interference between EW and strong $Z(\rightarrow \nu\nu)\gamma$ + jets production as well as a comparison between MADGRAPH5_aMC@NLO and SHERPA simulation for the strong-production $Z(\rightarrow \nu\nu)\gamma$ + jets background contributions. Overall, the level of agreement is better after the fit, as shown in the lower panel of Figure 5; no evidence of a new physics contribution is visible on top of the background prediction.

Figure 6 shows the distribution of $m_T(\gamma, E_T^{\text{miss}})$ in the inclusive SR_{γ_d} (no m_{jj} split), and also shows the shape of a $H \rightarrow \gamma\gamma_d$ signal for two different mass hypotheses compared with same post-fit background predictions and data as for Figure 5. Thus the reasons for the change in the pre-fit predictions for the highest m_T values are the same as described for Figure 5. Good agreement between data and the background expectations in the $m_T(\gamma, E_T^{\text{miss}})$ distribution is observed also in the CRs considered in the statistical analysis.

The statistical analysis sets an observed (expected) upper limit on $\mathcal{B}(H \rightarrow \gamma\gamma_d)$ of 0.018 ($0.017^{+0.007}_{-0.005}$) at 95% CL when considering both the VBF and ggF Higgs boson production mechanisms at a Higgs boson mass of 125 GeV. If considering a BSM scalar boson with a mass of 125 GeV produced through VBF, the observed (expected) upper limit on the cross-section times branching ratio is 0.064 pb ($0.064^{+0.030}_{-0.019}$ pb) at 95%. For such a BSM scalar boson produced through ggF, the observed (expected) upper limit on

Table 9: Event yields of data and background predictions, after the fit to 139 fb^{-1} of data with the $\mathcal{B}(H \rightarrow \gamma\gamma_d)$ signal normalization set to 0, for the ten bins of the SR_{γ_d} selection based on $[m_T, m_{jj}]$ binning, and for the inclusive CRs. The uncertainties in the backgrounds are derived by the fit and include the effects of nuisance parameter constraints and the correlation of systematic uncertainties; as a result, the uncertainties in the total background can be smaller than the sum of those in the single contributions. The predicted signal yields, assuming the SM production cross-section for a 125 GeV Higgs boson and $\mathcal{B}(H \rightarrow \gamma\gamma_d) = 0.02$, are shown with their associated uncertainties. A dash ‘-’ indicates less than 0.01 events.

Process	Fake- e CR	$W_{e\nu}^{\gamma}$ CR	$W_{\mu\nu}^{\gamma}$ CR	$Z_{\text{Rev. Con.}}^{\gamma}$ CR	SR - $m_{jj} < 1 \text{ TeV}$					SR - $m_{jj} \geq 1 \text{ TeV}$				
					0-90	90-130	130-200	200-350	≥ 350	0-90	90-130	130-200	200-350	≥ 350
Strong $Z\gamma$ + jets	38 ± 6	3 ± 2	8 ± 2	73 ± 12	29 ± 7	30 ± 7	29 ± 7	22 ± 5	5 ± 1	6 ± 2	6 ± 2	7 ± 2	4 ± 1	2 ± 1
EW $Z\gamma$ + jets	7 ± 1	0.9 ± 0.2	0.8 ± 0.2	13 ± 2	10 ± 2	9 ± 1	14 ± 2	12 ± 2	4 ± 1	23 ± 3	14 ± 2	25 ± 3	20 ± 3	9 ± 2
Strong $W\gamma$ + jets	105 ± 18	126 ± 17	244 ± 30	115 ± 16	117 ± 15	22 ± 4	27 ± 5	17 ± 3	3 ± 1	34 ± 5	8 ± 1	5 ± 2	2 ± 1	2 ± 1
EW $W\gamma$ + jets	37 ± 9	62 ± 14	114 ± 24	5 ± 1	16 ± 3	4 ± 1	4 ± 1	2.1 ± 0.4	0.5 ± 0.2	31 ± 5	3 ± 1	4 ± 1	3 ± 1	1.5 ± 0.3
jet → γ	4 ± 3	5 ± 4	6 ± 5	5 ± 4	10 ± 8	3 ± 2	1 ± 1	1 ± 1	0.1 ± 0.1	3 ± 3	0.5 ± 0.5	0.6 ± 0.5	0.1 ± 0.1	0.1 ± 0.1
jet → e	46 ± 21	6 ± 2	-	-	-	-	-	-	-	-	-	-	-	-
$e \rightarrow \gamma$	-	5 ± 1	6 ± 1	160 ± 14	179 ± 15	20 ± 2	5 ± 1	2.8 ± 0.3	0.5 ± 0.1	76 ± 6	6 ± 1	1.4 ± 0.1	0.8 ± 0.1	0.2 ± 0.1
γ + jet	-	-	-	21 ± 6	7 ± 7	6 ± 6	2 ± 2	0.2 ± 0.2	0.1 ± 0.1	2 ± 1	1 ± 1	0.4 ± 0.4	0.1 ± 0.1	0.03 ± 0.02
$t\bar{t}\gamma/V\gamma\gamma$	7 ± 2	25 ± 4	32 ± 4	9 ± 1	15 ± 2	4 ± 1	2.7 ± 0.3	2.3 ± 0.3	0.1 ± 0.1	9 ± 1	0.8 ± 0.3	0.1 ± 0.1	0.04 ± 0.09	0.03 ± 0.01
Fitted Bkg	245 ± 16	233 ± 11	411 ± 18	398 ± 19	363 ± 15	97 ± 8	84 ± 7	59 ± 5	12 ± 2	184 ± 8	40 ± 3	44 ± 3	30 ± 3	14 ± 2
VBF $H125$ ($\mathcal{B}(H \rightarrow \gamma\gamma_d) = 0.02$)	-	-	-	0.27 ± 0.03	3.6 ± 0.4	8.8 ± 1.1	1.7 ± 0.2	-	-	5.7 ± 0.7	12.2 ± 1.4	2.7 ± 0.3	-	-
ggF $H125$ ($\mathcal{B}(H \rightarrow \gamma\gamma_d) = 0.02$)	-	-	-	0.4 ± 0.1	1.9 ± 0.6	4.3 ± 1.3	0.8 ± 0.3	-	-	0.7 ± 0.3	1.2 ± 0.4	0.2 ± 0.1	-	-
Data	244	236	410	348	362	112	75	59	8	188	31	56	35	9
Data/Fit	1.00 ± 0.09	1.01 ± 0.08	1.00 ± 0.07	0.88 ± 0.12	1.00 ± 0.07	1.15 ± 0.14	0.89 ± 0.13	1.00 ± 0.16	0.65 ± 0.25	1.02 ± 0.09	0.78 ± 0.15	1.27 ± 0.19	1.17 ± 0.23	0.63 ± 0.23

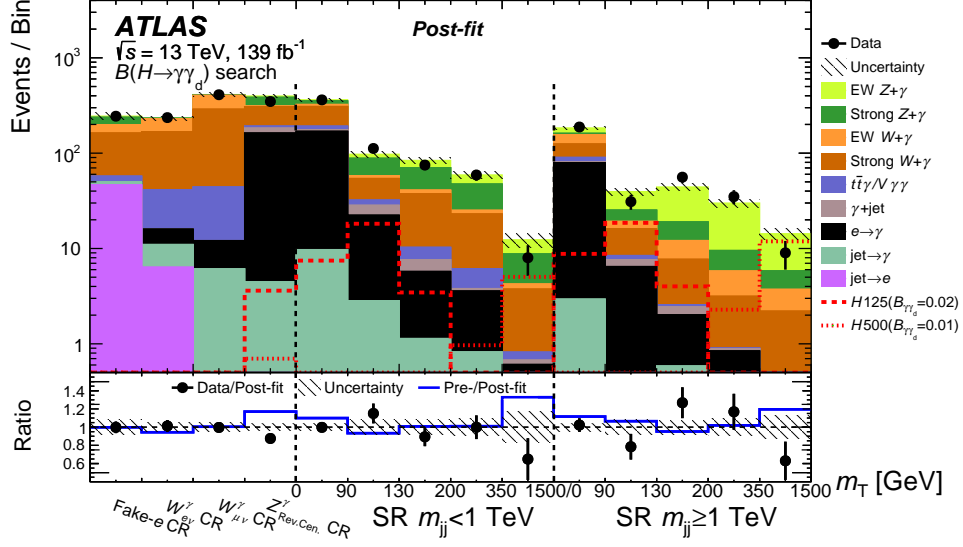


Figure 5: Post-fit results for the ten $[m_{ij}, m_T]$ bins constituting the SR defined for the dark-photon search, and the CRs as defined in Eq. (4) with the $\mathcal{B}(H \rightarrow \gamma\gamma_d)$ signal normalization set to zero. A $H \rightarrow \gamma\gamma_d$ signal is shown for two different mass hypotheses (125 GeV, 500 GeV) and scaled to a branching ratio of 2% and 1%, respectively. The post-fit uncertainties include statistical, experimental, and theoretical contributions. The lower panel shows the ratio of data to the sum of all the background contributions as well as a comparison of the pre-fit and post-fit background predictions.

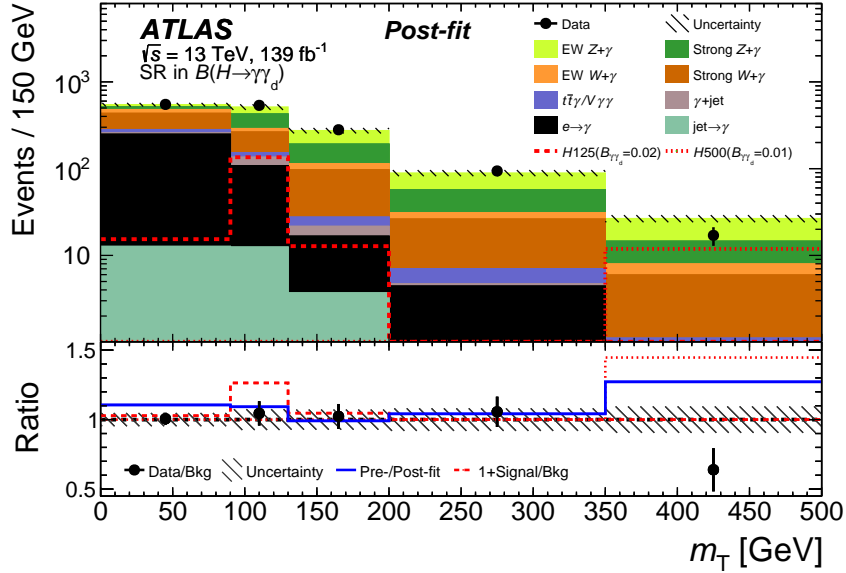


Figure 6: Post-fit $m_T(\gamma, E_T^{\text{miss}})$ distribution in the inclusive signal region for the dark-photon search with the 125 GeV mass $\mathcal{B}(H \rightarrow \gamma\gamma_d)$ signal normalization set to zero. A $H \rightarrow \gamma\gamma_d$ signal is shown for two different mass hypotheses, 125 GeV and 500 GeV, and scaled to a $\mathcal{B}(H \rightarrow \gamma\gamma_d)$ of 2% and 1%, respectively. The lower panel shows the ratio of data to the sum of all the background contributions, a comparison with the pre-fit background prediction, and the signal-to-background ratio shifted by 1.0 (to share the same vertical axis). Events with $m_T(\gamma, E_T^{\text{miss}})$ larger than the rightmost bin boundary are added to that bin.

the cross-section times branching ratio is 10.2 pb ($7.3_{-1.9}^{+3.4} \text{ pb}$) at 95%, which shows that the sensitivity is dominated by the VBF production mode.

The 95% CL limit on $\sigma^{\text{VBF}} \times \mathcal{B}(H \rightarrow \gamma\gamma_d)$ has also been calculated for a VBF-produced Higgs boson with different mass hypotheses in the narrow width approximation (NWA), ranging from 60 GeV to 2 TeV, as shown in Figure 7. The cross-section for a VBF-produced Higgs boson decreases rapidly with increasing boson mass, leading to smaller signal yields in the SR. The signal corresponding to a high-mass scalar mediator peaks towards high values of $m_T(\gamma, E_T^{\text{miss}})$, where the smaller background leads to good sensitivity despite the small expected signal.

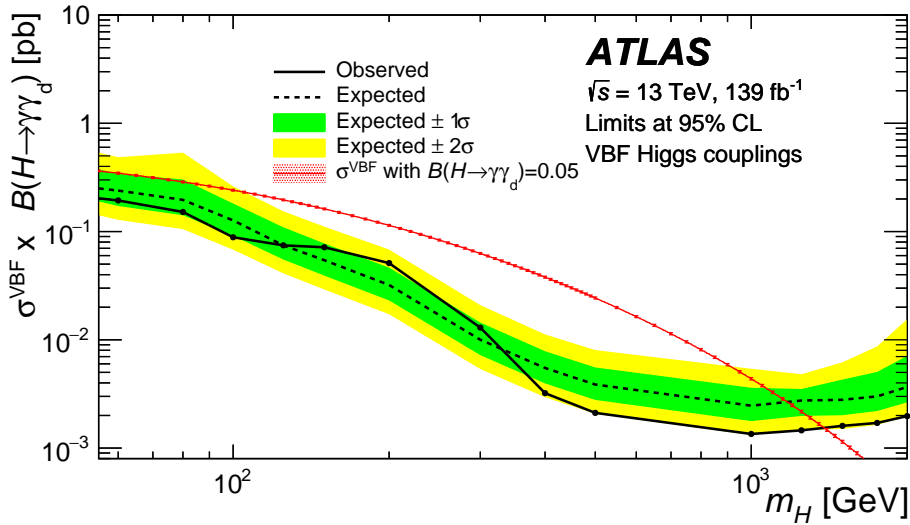


Figure 7: The 95% CL upper limit on the Higgs boson production cross-section times branching ratio to $\gamma\gamma_d$ for different VBF-produced scalar-mediator-mass hypotheses in the NWA. The theoretically predicted cross-section of a Higgs boson produced via VBF and with the $\mathcal{B}(H \rightarrow \gamma\gamma_d) = 5\%$ is superimposed on the $\pm 1\sigma$ and $\pm 2\sigma$ NNLO QCD+NLO EW uncertainty bands of the expected production cross-section limit.

The impact of various sources of uncertainty on the $\mathcal{B}(H \rightarrow \gamma\gamma_d)$ upper limit is shown in Table 7, evaluated in the same way as for the $H \rightarrow \text{inv.}$ search, described in Section 8.2. The statistical uncertainty of the yields of data events in SR_{γ_d} has the largest impact on the limit determination. A negligible correlation is observed among the nuisance parameters corresponding to the different sources of uncertainty.

9 Conclusion

Data collected from 139 fb^{-1} of 13 TeV proton–proton collisions by the ATLAS experiment during the Run 2 of the LHC are scrutinized in a VBF-favoured signature of two forward jets, E_T^{miss} , and a photon, to provide constraints on several SM and BSM processes. The observation of SM EW $Z\gamma$ + jets production is reported with an observed (expected) significance of 5.2σ (5.1σ). The fitted normalization for the EW $Z\gamma$ + jets process relative to the SM prediction is $\mu_{Z\gamma_{\text{EW}}} = 1.03 \pm 0.25$, corresponding to a measured cross-section of $1.31 \pm 0.29 \text{ fb}$ in the considered fiducial volume. A search for Higgs bosons decaying solely into invisible particles is performed in the same final-state signature. Because no significant excess

is observed, 95% CL upper limits of 0.37 ($0.34^{+0.15}_{-0.10}$) are set on the observed (expected) branching ratio to invisible particles. A search for Higgs bosons decaying into a photon and a dark photon is also performed, and the results exclude at 95% CL cross-section times branching ratio values ranging from 0.15 pb for a scalar mediator with a mass of 60 GeV to 3 fb for a scalar mediator with a mass of 2 TeV. For a Higgs boson mass of 125 GeV, the observed (expected) 95% CL upper limit on the Higgs boson branching ratio to $\gamma\gamma_d$ is 0.018 ($0.017^{+0.007}_{-0.005}$), the most stringent to date.

Acknowledgements

We thank CERN for the very successful operation of the LHC, as well as the support staff from our institutions without whom ATLAS could not be operated efficiently.

We acknowledge the support of ANPCyT, Argentina; YerPhI, Armenia; ARC, Australia; BMWFW and FWF, Austria; ANAS, Azerbaijan; SSTC, Belarus; CNPq and FAPESP, Brazil; NSERC, NRC and CFI, Canada; CERN; ANID, Chile; CAS, MOST and NSFC, China; Minciencias, Colombia; MSMT CR, MPO CR and VSC CR, Czech Republic; DNRF and DNSRC, Denmark; IN2P3-CNRS and CEA-DRF/IRFU, France; SRNSFG, Georgia; BMBF, HGF and MPG, Germany; GSRI, Greece; RGC and Hong Kong SAR, China; ISF and Benozio Center, Israel; INFN, Italy; MEXT and JSPS, Japan; CNRST, Morocco; NWO, Netherlands; RCN, Norway; MEiN, Poland; FCT, Portugal; MNE/IFA, Romania; JINR; MES of Russia and NRC KI, Russian Federation; MESTD, Serbia; MSSR, Slovakia; ARRS and MIZŠ, Slovenia; DSI/NRF, South Africa; MICINN, Spain; SRC and Wallenberg Foundation, Sweden; SERI, SNSF and Cantons of Bern and Geneva, Switzerland; MOST, Taiwan; TAEK, Turkey; STFC, United Kingdom; DOE and NSF, United States of America. In addition, individual groups and members have received support from BCKDF, CANARIE, Compute Canada and CRC, Canada; COST, ERC, ERDF, Horizon 2020 and Marie Skłodowska-Curie Actions, European Union; Investissements d’Avenir Labex, Investissements d’Avenir Idex and ANR, France; DFG and AvH Foundation, Germany; Herakleitos, Thales and Aristeia programmes co-financed by EU-ESF and the Greek NSRF, Greece; BSF-NSF and GIF, Israel; Norwegian Financial Mechanism 2014-2021, Norway; NCN and NAWA, Poland; La Caixa Banking Foundation, CERCA Programme Generalitat de Catalunya and PROMETEO and GenT Programmes Generalitat Valenciana, Spain; Göran Gustafssons Stiftelse, Sweden; The Royal Society and Leverhulme Trust, United Kingdom.

The crucial computing support from all WLCG partners is acknowledged gratefully, in particular from CERN, the ATLAS Tier-1 facilities at TRIUMF (Canada), NDGF (Denmark, Norway, Sweden), CC-IN2P3 (France), KIT/GridKA (Germany), INFN-CNAF (Italy), NL-T1 (Netherlands), PIC (Spain), ASGC (Taiwan), RAL (UK) and BNL (USA), the Tier-2 facilities worldwide and large non-WLCG resource providers. Major contributors of computing resources are listed in Ref. [ATL-SOFT-PUB-2021-003].

References

- [1] O. J. P. Éboli, M. C. Gonzalez-Garcia and S. M. Lietti, *Bosonic quartic couplings at CERN LHC*, *Phys. Rev. D* **69** (2004) 095005, arXiv: [hep-ph/0310141](https://arxiv.org/abs/hep-ph/0310141).
- [2] O. J. P. Éboli, M. C. Gonzalez-Garcia and J. K. Mizukoshi, *$pp \rightarrow jje^\pm\mu^\pm\nu\nu$ and $jje^\pm\mu^\mp\nu\nu$ at $O(\alpha_{em}^6)$ and $O(\alpha_{em}^4\alpha_s^2)$ for the study of the quartic electroweak gauge boson vertex at CERN LHC*, *Phys. Rev. D* **74** (2006) 073005, arXiv: [hep-ph/0606118](https://arxiv.org/abs/hep-ph/0606118).

- [3] C. Degrande et al., *Effective field theory: A modern approach to anomalous couplings*, *Ann. Phys.* **335** (2013) 21, arXiv: [1205.4231 \[hep-ph\]](#).
- [4] R. N. Cahn, S. D. Ellis, R. Kleiss and W. J. Stirling, *Transverse-momentum signatures for heavy Higgs bosons*, *Phys. Rev. D* **35** (1987) 1626.
- [5] F. Campanario, M. Kerner, L. D. Ninh and D. Zeppenfeld, *Z γ production in association with two jets at next-to-leading order QCD*, *Eur. Phys. J. C* **74** (2014) 3085, arXiv: [1407.7857 \[hep-ph\]](#).
- [6] F. Campanario, M. Kerner and D. Zeppenfeld, *Z γ production in vector-boson scattering at next-to-leading order QCD*, *JHEP* **2018** (2018) 160, arXiv: [1704.01921 \[hep-ph\]](#).
- [7] E. Accomando, A. Ballestrero, A. Belhouari and E. Maina, *Isolating vector boson scattering at the CERN LHC: Gauge cancellations and the equivalent vector boson approximation versus complete calculations*, *Phys. Rev. D* **74** (2006) 073010, arXiv: [hep-ph/0608019](#).
- [8] ATLAS Collaboration, *Evidence for electroweak production of two jets in association with a Z γ pair in pp collisions at $\sqrt{s} = 13$ TeV with the ATLAS detector*, *Phys. Lett. B* **803** (2020) 135341, arXiv: [1910.09503 \[hep-ex\]](#).
- [9] CMS Collaboration, *Measurement of the cross section for electroweak production of Z γ in association with two jets and constraints on anomalous quartic gauge couplings in proton–proton collisions at $\sqrt{s} = 8$ TeV*, *Phys. Lett. B* **770** (2017) 380, arXiv: [1702.03025 \[hep-ex\]](#).
- [10] CMS Collaboration, *Measurement of the electroweak production of Z γ and two jets in proton-proton collisions at $\sqrt{s} = 13$ TeV and constraints on anomalous quartic gauge couplings*, (2021), arXiv: [2106.11082 \[hep-ex\]](#).
- [11] A. Arbey and F. Mahmoudi, *Dark matter and the early Universe: A review*, *Progress in Particle and Nuclear Physics* **119** (2021) 103865, arXiv: [2104.11488 \[hep-ph\]](#).
- [12] L. Lopez-Honorez, T. Schwetz and J. Zupan, *Higgs portal, fermionic dark matter, and a Standard Model like Higgs at 125 GeV*, *Phys. Lett. B* **716** (2012) 179, arXiv: [1203.2064 \[hep-ph\]](#).
- [13] E. Gabrielli et al., *Higgs boson production in association with a photon in vector boson fusion at the LHC*, *Nucl. Phys. B* **781** (2007) 64, arXiv: [hep-ph/0702119](#).
- [14] E. Gabrielli, B. Mele, F. Piccinini and R. Pittau, *Asking for an extra photon in Higgs production at the LHC and beyond*, *JHEP* **2016** (2016) 003, arXiv: [1601.03635 \[hep-ph\]](#).
- [15] ATLAS Collaboration, *Search for Invisible Decays of a Higgs Boson Produced in Association with a Z Boson in ATLAS*, *Phys. Rev. Lett.* **112** (2014) 201802, arXiv: [1402.3244 \[hep-ex\]](#).
- [16] ATLAS Collaboration, *Search for invisible decays of a Higgs boson using vector-boson fusion in pp collisions at $\sqrt{s} = 8$ TeV with the ATLAS detector*, *JHEP* **2016** (2016) 172, arXiv: [1508.07869 \[hep-ex\]](#).

- [17] ATLAS Collaboration, *Search for invisible decays of the Higgs boson produced in association with a hadronically decaying vector boson in pp collisions at $\sqrt{s} = 8$ TeV with the ATLAS detector*, *Eur. Phys. J. C* **75** (2015) 337, arXiv: [1504.04324 \[hep-ex\]](#).
- [18] ATLAS Collaboration, *Search for invisible Higgs boson decays in vector boson fusion at $\sqrt{s} = 13$ TeV with the ATLAS detector*, *Phys. Lett. B* **793** (2019) 499, arXiv: [1809.06682 \[hep-ex\]](#).
- [19] ATLAS Collaboration, *Combination of Searches for Invisible Higgs Boson Decays with the ATLAS Experiment*, *Phys. Rev. Lett.* **122** (2019) 231801, arXiv: [1904.05105 \[hep-ex\]](#).
- [20] CMS Collaboration, *Search for invisible decays of Higgs bosons in the vector boson fusion and associated ZH production modes*, *Eur. Phys. J. C* **74** (2014) 2980, arXiv: [1404.1344 \[hep-ex\]](#).
- [21] CMS Collaboration, *Searches for invisible decays of the Higgs boson in pp collisions at $\sqrt{s} = 7, 8,$ and 13 TeV*, *JHEP* **2017** (2017) 135, arXiv: [1610.09218 \[hep-ex\]](#).
- [22] CMS Collaboration, *Search for invisible decays of a Higgs boson produced through vector boson fusion in proton–proton collisions at $\sqrt{s} = 13$ TeV*, *Phys. Lett. B* **793** (2019) 520, arXiv: [1809.05937 \[hep-ex\]](#).
- [23] E. Gabrielli and M. Raidal, *Exponentially spread dynamical Yukawa couplings from nonperturbative chiral symmetry breaking in the dark sector*, *Phys. Rev. D* **89** (2014) 015008, arXiv: [1310.1090 \[hep-ph\]](#).
- [24] E. Gabrielli, M. Heikinheimo, B. Mele and M. Raidal, *Dark photons and resonant monophoton signatures in Higgs boson decays at the LHC*, *Phys. Rev. D* **90** (2014) 055032, arXiv: [1405.5196 \[hep-ph\]](#).
- [25] S. Biswas, E. Gabrielli, M. Heikinheimo and B. Mele, *Dark-photon searches via Higgs-boson production at the LHC*, *Phys. Rev. D* **93** (2016) 093011, arXiv: [1603.01377 \[hep-ph\]](#).
- [26] Y. Tsai, L.-T. Wang and Y. Zhao, *Faking ordinary photons by displaced dark photon decays*, *Phys. Rev. D* **95** (2017) 015027, arXiv: [1603.00024 \[hep-ph\]](#).
- [27] CMS Collaboration, *Search for dark photons in decays of Higgs bosons produced in association with Z bosons in proton–proton collisions at $\sqrt{s} = 13$ TeV*, *JHEP* **2019** (2019) 139, arXiv: [1908.02699 \[hep-ex\]](#).
- [28] CMS Collaboration, *Search for dark photons in Higgs boson production via vector boson fusion in proton–proton collisions at $\sqrt{s} = 13$ TeV*, *JHEP* **2021** (2021) 011, arXiv: [2009.14009 \[hep-ex\]](#).
- [29] ATLAS Collaboration, *The ATLAS Experiment at the CERN Large Hadron Collider*, *JINST* **3** (2008) S08003.
- [30] ATLAS Collaboration, *ATLAS Insertable B-Layer: Technical Design Report*, ATLAS-TDR-19; CERN-LHCC-2010-013, 2010, URL: <https://cds.cern.ch/record/1291633>, Addendum: ATLAS-TDR-19-ADD-1; CERN-LHCC-2012-009, 2012, URL: <https://cds.cern.ch/record/1451888>.
- [31] B. Abbott et al., *Production and integration of the ATLAS Insertable B-Layer*, *JINST* **13** (2018) T05008, arXiv: [1803.00844 \[physics.ins-det\]](#).

- [32] ATLAS Collaboration, *Performance of the ATLAS trigger system in 2015*, *Eur. Phys. J. C* **77** (2017) 317, arXiv: [1611.09661 \[hep-ex\]](#).
- [33] ATLAS Collaboration, *Operation of the ATLAS trigger system in Run 2*, *JINST* **15** (2020) P10004, arXiv: [2007.12539 \[hep-ex\]](#).
- [34] ATLAS Collaboration, *The ATLAS Collaboration Software and Firmware*, ATL-SOFT-PUB-2021-001, 2021, URL: <https://cds.cern.ch/record/2767187>.
- [35] ATLAS Collaboration, *ATLAS data quality operations and performance for 2015–2018 data-taking*, *JINST* **15** (2020) P04003, arXiv: [1911.04632 \[physics.ins-det\]](#).
- [36] ATLAS Collaboration, *Luminosity determination in pp collisions at $\sqrt{s} = 13$ TeV using the ATLAS detector at the LHC*, ATL-CONF-2019-021, 2019, URL: <https://cds.cern.ch/record/2677054>.
- [37] G. Avoni et al., *The new LUCID-2 detector for luminosity measurement and monitoring in ATLAS*, *JINST* **13** (2018) P07017.
- [38] ATLAS Collaboration, *Performance of the missing transverse momentum triggers for the ATLAS detector during Run-2 data taking*, *JHEP* **2020** (2020) 080, arXiv: [2005.09554 \[hep-ex\]](#).
- [39] ATLAS Collaboration, *Performance of the ATLAS muon triggers in Run 2*, *JINST* **15** (2020) P09015, arXiv: [2004.13447 \[hep-ex\]](#).
- [40] ATLAS Collaboration, *Performance of electron and photon triggers in ATLAS during LHC Run 2*, *Eur. Phys. J. C* **80** (2020) 47, arXiv: [1909.00761 \[hep-ex\]](#).
- [41] ATLAS Collaboration, *The ATLAS Simulation Infrastructure*, *Eur. Phys. J. C* **70** (2010) 823, arXiv: [1005.4568 \[physics.ins-det\]](#).
- [42] GEANT4 Collaboration, S. Agostinelli et al., *GEANT4 – a simulation toolkit*, *Nucl. Instrum. Meth. A* **506** (2003) 250.
- [43] ATLAS Collaboration, *The new Fast Calorimeter Simulation in ATLAS*, ATL-SOFT-PUB-2018-002, 2018, URL: <https://cds.cern.ch/record/2630434>.
- [44] T. Sjöstrand, S. Mrenna and P. Skands, *A brief introduction to PYTHIA 8.1*, *Comput. Phys. Commun.* **178** (2008) 852, arXiv: [0710.3820 \[hep-ph\]](#).
- [45] R. D. Ball et al., *Parton distributions with LHC data*, *Nucl. Phys. B* **867** (2013) 244, arXiv: [1207.1303 \[hep-ph\]](#).
- [46] ATLAS Collaboration, *The Pythia 8 A3 tune description of ATLAS minimum bias and inelastic measurements incorporating the Donnachie–Landshoff diffractive model*, ATL-PHYS-PUB-2016-017, 2016, URL: <https://cds.cern.ch/record/2206965>.
- [47] E. Bothmann et al., *Event generation with Sherpa 2.2*, *SciPost Phys.* **7** (2019) 034, arXiv: [1905.09127 \[hep-ph\]](#).
- [48] T. Gleisberg and S. Höche, *Comix, a new matrix element generator*, *JHEP* **2008** (2008) 039, arXiv: [0808.3674 \[hep-ph\]](#).
- [49] F. Cascioli, P. Maierhöfer and S. Pozzorini, *Scattering Amplitudes with Open Loops*, *Phys. Rev. Lett.* **108** (2012) 111601, arXiv: [1111.5206 \[hep-ph\]](#).
- [50] S. Schumann and F. Krauss, *A parton shower algorithm based on Catani–Seymour dipole factorisation*, *JHEP* **2008** (2008) 038, arXiv: [0709.1027 \[hep-ph\]](#).

- [51] S. Höche, F. Krauss, M. Schönherr and F. Siegert, *QCD matrix elements + parton showers. The NLO case*, [JHEP **2013** \(2013\) 027](#), arXiv: [1207.5030 \[hep-ph\]](#).
- [52] S. Höche, F. Krauss, M. Schönherr and F. Siegert, *A critical appraisal of NLO+PS matching methods*, [JHEP **2012** \(2012\) 049](#), arXiv: [1111.1220 \[hep-ph\]](#).
- [53] S. Catani, F. Krauss, B. R. Webber and R. Kuhn, *QCD Matrix Elements + Parton Showers*, [JHEP **2001** \(2001\) 063](#), arXiv: [hep-ph/0109231](#).
- [54] S. Höche, F. Krauss, S. Schumann and F. Siegert, *QCD matrix elements and truncated showers*, [JHEP **2009** \(2009\) 053](#), arXiv: [0903.1219 \[hep-ph\]](#).
- [55] R. D. Ball et al., *Parton distributions for the LHC run II*, [JHEP **2015** \(2015\) 040](#), arXiv: [1410.8849 \[hep-ph\]](#).
- [56] A. Denner, S. Dittmaier, M. Hecht and C. Pasold, *NLO QCD and electroweak corrections to $Z + \gamma$ production with leptonic Z-boson decays*, [JHEP **2016** \(2016\) 057](#), arXiv: [1510.08742 \[hep-ph\]](#).
- [57] W. Hollik and C. Meier, *Electroweak corrections to γZ production at hadron colliders*, [Phys. Lett. B **590** \(2004\) 69](#), arXiv: [hep-ph/0402281](#).
- [58] E. Accomando, A. Denner and C. Meier, *Electroweak corrections to $W\gamma$ and $Z\gamma$ production at the LHC*, [Eur. Phys. J. C **47** \(2006\)](#), arXiv: [hep-ph/0509234](#).
- [59] J. Alwall et al., *The automated computation of tree-level and next-to-leading order differential cross sections, and their matching to parton shower simulations*, [JHEP **2014** \(2014\) 079](#), arXiv: [1405.0301 \[hep-ph\]](#).
- [60] R. Frederix and S. Frixione, *Merging meets matching in MC@NLO*, [JHEP **2012** \(2012\) 061](#), arXiv: [1209.6215 \[hep-ph\]](#).
- [61] T. Sjöstrand et al., *An introduction to PYTHIA 8.2*, [Comput. Phys. Commun. **191** \(2015\) 159](#), arXiv: [1410.3012 \[hep-ph\]](#).
- [62] L. Lönnblad, *Correcting the Colour-Dipole Cascade Model with Fixed Order Matrix Elements*, [JHEP **2002** \(2002\) 046](#), arXiv: [hep-ph/0112284](#).
- [63] L. Lönnblad and S. Prestel, *Matching tree-level matrix elements with interleaved showers*, [JHEP **2012** \(2012\) 019](#), arXiv: [1109.4829 \[hep-ph\]](#).
- [64] J. Baglio et al., *VBFNLO: A Parton Level Monte Carlo for Processes with Electroweak Bosons – Manual for Version 2.7.0*, (2011), arXiv: [1107.4038 \[hep-ph\]](#).
- [65] S. Frixione, *Isolated photons in perturbative QCD*, [Phys. Lett. B **429** \(1998\) 369](#), arXiv: [hep-ph/9801442](#).
- [66] C. Anastasiou, L. Dixon, K. Melnikov and F. Petriello, *High precision QCD at hadron colliders: Electroweak gauge boson rapidity distributions at next-to-next-to leading order*, [Phys. Rev. D **69** \(2004\) 094008](#), arXiv: [hep-ph/0312266](#).
- [67] J. Bellm et al., *Herwig 7.0/Herwig++ 3.0 release note*, [Eur. Phys. J. C **76** \(2016\) 196](#), arXiv: [1512.01178 \[hep-ph\]](#).

- [68] L. Harland-Lang, A. Martin, P. Motylinski and R. Thorne, *Parton distributions in the LHC era: MMHT 2014 PDFs*, *Eur. Phys. J. C* **75** (2015) 204, arXiv: [1412.3989 \[hep-ph\]](#).
- [69] S. Plätzer and S. Gieseke, *Dipole showers and automated NLO matching in Herwig++*, *Eur. Phys. J. C* **72** (2012) 2187, arXiv: [1109.6256](#).
- [70] A. Denner and S. Dittmaier, *Reduction schemes for one-loop tensor integrals*, *Nucl. Phys. B* **734** (2006) 62, arXiv: [hep-ph/0509141](#).
- [71] P. Nason, *A new method for combining NLO QCD with shower Monte Carlo algorithms*, *JHEP* **2004** (2004) 040, arXiv: [hep-ph/0409146](#).
- [72] S. Frixione, P. Nason and C. Oleari, *Matching NLO QCD computations with parton shower simulations: the POWHEG method*, *JHEP* **2007** (2007) 070, arXiv: [0709.2092 \[hep-ph\]](#).
- [73] S. Alioli, P. Nason, C. Oleari and E. Re, *A general framework for implementing NLO calculations in shower Monte Carlo programs: the POWHEG BOX*, *JHEP* **2010** (2010) 043, arXiv: [1002.2581 \[hep-ph\]](#).
- [74] ATLAS Collaboration, *ATLAS Pythia 8 tunes to 7 TeV data*, ATL-PHYS-PUB-2014-021, 2014, URL: <https://cds.cern.ch/record/1966419>.
- [75] D. J. Lange, *The EvtGen particle decay simulation package*, *Nucl. Instrum. Meth. A* **462** (2001) 152.
- [76] F. Siegert, *A practical guide to event generation for prompt photon production with Sherpa*, *J. Phys. G* **44** (2017) 044007, arXiv: [1611.07226 \[hep-ph\]](#).
- [77] M. Bähr et al., *Herwig++ physics and manual*, *Eur. Phys. J. C* **58** (2008) 639, arXiv: [0803.0883 \[hep-ph\]](#).
- [78] J. Butterworth et al., *PDF4LHC recommendations for LHC Run II*, *J. Phys. G* **43** (2016) 023001, arXiv: [1510.03865 \[hep-ph\]](#).
- [79] P. Skands, S. Carrazza and J. Rojo, *Tuning PYTHIA 8.1: the Monash 2013 Tune*, *Eur. Phys. J. C* **74** (2014) 3024, arXiv: [1404.5630 \[hep-ph\]](#).
- [80] B. Cabouat and T. Sjöstrand, *Some dipole shower studies*, *Eur. Phys. J. C* **78** (2018) 226, arXiv: [1710.00391 \[hep-ph\]](#).
- [81] CMS Collaboration, *Electroweak production of two jets in association with a Z boson in proton–proton collisions at $\sqrt{s} = 13$ TeV*, *Eur. Phys. J. C* **78** (2018) 589, arXiv: [1712.09814 \[hep-ex\]](#).
- [82] ATLAS Collaboration, *Modelling of the vector boson scattering process $pp \rightarrow W^\pm W^\pm jj$ in Monte Carlo generators in ATLAS*, ATL-PHYS-PUB-2019-004, 2019, URL: <https://cds.cern.ch/record/2655303>.
- [83] K. Hamilton, P. Nason, E. Re and G. Zanderighi, *NNLOPS simulation of Higgs boson production*, *JHEP* **2013** (2013) 222, arXiv: [1309.0017 \[hep-ph\]](#).
- [84] K. Hamilton, P. Nason and G. Zanderighi, *Finite quark-mass effects in the NNLOPS POWHEG+MiNLO Higgs generator*, *JHEP* **2015** (2015) 140, arXiv: [1501.04637 \[hep-ph\]](#).
- [85] K. Hamilton, P. Nason and G. Zanderighi, *MINLO: Multi-Scale Improved NLO*, *JHEP* **2012** (2012) 155, arXiv: [1206.3572 \[hep-ph\]](#).

- [86] J. M. Campbell et al., *NLO Higgs boson production plus one and two jets using the POWHEG BOX, MadGraph4 and MCFM*, *JHEP* **2012** (2012) 092, arXiv: [1202.5475 \[hep-ph\]](#).
- [87] K. Hamilton, P. Nason, C. Oleari and G. Zanderighi, *Merging H/W/Z + 0 and 1 jet at NLO with no merging scale: a path to parton shower + NNLO matching*, *JHEP* **2013** (2013) 082, arXiv: [1212.4504 \[hep-ph\]](#).
- [88] S. Catani and M. Grazzini, *Next-to-Next-to-Leading-Order Subtraction Formalism in Hadron Collisions and its Application to Higgs-Boson Production at the Large Hadron Collider*, *Phys. Rev. Lett.* **98** (2007) 222002, arXiv: [hep-ph/0703012 \[hep-ph\]](#).
- [89] D. de Florian et al., *Handbook of LHC Higgs Cross Sections: 4. Deciphering the Nature of the Higgs Sector*, (2016), arXiv: [1610.07922 \[hep-ph\]](#).
- [90] C. Anastasiou et al., *High precision determination of the gluon fusion Higgs boson cross-section at the LHC*, *JHEP* **2016** (2016) 058, arXiv: [1602.00695 \[hep-ph\]](#).
- [91] C. Anastasiou, C. Duhr, F. Dulat, F. Herzog and B. Mistlberger, *Higgs Boson Gluon-Fusion Production in QCD at Three Loops*, *Phys. Rev. Lett.* **114** (2015) 212001, arXiv: [1503.06056 \[hep-ph\]](#).
- [92] F. Dulat, A. Lazopoulos and B. Mistlberger, *iHixs 2 – Inclusive Higgs cross sections*, *Comput. Phys. Commun.* **233** (2018) 243, arXiv: [1802.00827 \[hep-ph\]](#).
- [93] R. V. Harlander and K. J. Ozeren, *Finite top mass effects for hadronic Higgs production at next-to-next-to-leading order*, *JHEP* **2009** (2009) 088, arXiv: [0909.3420 \[hep-ph\]](#).
- [94] R. V. Harlander and K. J. Ozeren, *Top mass effects in Higgs production at next-to-next-to-leading order QCD: Virtual corrections*, *Phys. Lett. B* **679** (2009) 467, arXiv: [0907.2997 \[hep-ph\]](#).
- [95] R. V. Harlander, H. Mantler, S. Marzani and K. J. Ozeren, *Higgs production in gluon fusion at next-to-next-to-leading order QCD for finite top mass*, *Eur. Phys. J. C* **66** (2010) 359, arXiv: [0912.2104 \[hep-ph\]](#).
- [96] A. Pak, M. Rogal and M. Steinhauser, *Finite top quark mass effects in NNLO Higgs boson production at LHC*, *JHEP* **2010** (2010) 025, arXiv: [0911.4662 \[hep-ph\]](#).
- [97] S. Actis, G. Passarino, C. Sturm and S. Uccirati, *NLO electroweak corrections to Higgs boson production at hadron colliders*, *Phys. Lett. B* **670** (2008) 12, arXiv: [0809.1301 \[hep-ph\]](#).
- [98] S. Actis, G. Passarino, C. Sturm and S. Uccirati, *NNLO computational techniques: The cases $H \rightarrow \gamma\gamma$ and $H \rightarrow gg$* , *Nucl. Phys. B* **811** (2009) 182, arXiv: [0809.3667 \[hep-ph\]](#).
- [99] M. Bonetti, K. Melnikov and L. Tancredi, *Higher order corrections to mixed QCD-EW contributions to Higgs boson production in gluon fusion*, *Phys. Rev. D* **97** (2018) 056017, arXiv: [1801.10403 \[hep-ph\]](#), Erratum: *Phys. Rev. D* **97** (2018) 099906.
- [100] P. Golonka and Z. Was, *PHOTOS Monte Carlo: a precision tool for QED corrections in Z and W decays*, *Eur. Phys. J. C* **45** (2006) 97, arXiv: [hep-ph/0506026](#).

- [101] N. Davidson, T. Przedzinski and Z. Was, *PHOTOS Interface in C++: Technical and physics documentation*, *Comput. Phys. Commun.* **199** (2016) 86, arXiv: [1011.0937](https://arxiv.org/abs/1011.0937) [hep-ph].
- [102] A. Denner, S. Dittmaier, S. Kallweit and A. Mück, *HAWK 2.0: A Monte Carlo program for Higgs production in vector-boson fusion and Higgs strahlung at hadron colliders*, *Comput. Phys. Commun.* **195** (2015) 161, arXiv: [1412.5390](https://arxiv.org/abs/1412.5390) [hep-ph].
- [103] ATLAS Collaboration, *Vertex Reconstruction Performance of the ATLAS Detector at $\sqrt{s} = 13$ TeV*, ATL-PHYS-PUB-2015-026, 2015, URL: <https://cds.cern.ch/record/2037717>.
- [104] ATLAS Collaboration, *Electron and photon performance measurements with the ATLAS detector using the 2015–2017 LHC proton–proton collision data*, *JINST* **14** (2019) P12006, arXiv: [1908.00005](https://arxiv.org/abs/1908.00005) [hep-ex].
- [105] ATLAS Collaboration, *Muon reconstruction and identification efficiency in ATLAS using the full Run 2 pp collision data set at $\sqrt{s} = 13$ TeV*, *Eur. Phys. J. C* **81** (2021) 578, arXiv: [2012.00578](https://arxiv.org/abs/2012.00578) [hep-ex].
- [106] M. Cacciari, G. P. Salam and G. Soyez, *The anti- k_t jet clustering algorithm*, *JHEP* **2008** (2008) 063, arXiv: [0802.1189](https://arxiv.org/abs/0802.1189) [hep-ph].
- [107] M. Cacciari, G. P. Salam and G. Soyez, *FastJet user manual*, *Eur. Phys. J. C* **72** (2012) 1896, arXiv: [1111.6097](https://arxiv.org/abs/1111.6097) [hep-ph].
- [108] ATLAS Collaboration, *Jet reconstruction and performance using particle flow with the ATLAS Detector*, *Eur. Phys. J. C* **77** (2017) 466, arXiv: [1703.10485](https://arxiv.org/abs/1703.10485) [hep-ex].
- [109] ATLAS Collaboration, *Jet energy scale and resolution measured in proton–proton collisions at $\sqrt{s} = 13$ TeV with the ATLAS detector*, (2020), arXiv: [2007.02645](https://arxiv.org/abs/2007.02645) [hep-ex].
- [110] ATLAS Collaboration, *Tagging and suppression of pileup jets with the ATLAS detector*, ATL-CONF-2014-018, 2014, URL: <https://cds.cern.ch/record/1700870>.
- [111] ATLAS Collaboration, *Forward Jet Vertex Tagging: A new technique for the identification and rejection of forward pileup jets*, ATL-PHYS-PUB-2015-034, 2015, URL: <https://cds.cern.ch/record/2042098>.
- [112] ATLAS Collaboration, *Forward jet vertex tagging using the particle flow algorithm*, ATL-PHYS-PUB-2019-026, 2019, URL: <https://cds.cern.ch/record/2683100>.
- [113] ATLAS Collaboration, *Measurements of b -jet tagging efficiency with the ATLAS detector using $t\bar{t}$ events at $\sqrt{s} = 13$ TeV*, *JHEP* **2018** (2018) 089, arXiv: [1805.01845](https://arxiv.org/abs/1805.01845) [hep-ex].
- [114] ATLAS Collaboration, *Performance of missing transverse momentum reconstruction with the ATLAS detector using proton–proton collisions at $\sqrt{s} = 13$ TeV*, *Eur. Phys. J. C* **78** (2018) 903, arXiv: [1802.08168](https://arxiv.org/abs/1802.08168) [hep-ex].
- [115] ATLAS Collaboration, *E_T^{miss} performance in the ATLAS detector using 2015–2016 LHC pp collisions*, ATL-CONF-2018-023, 2018, URL: <https://cds.cern.ch/record/2625233>.
- [116] ATLAS Collaboration, *Selection of jets produced in 13 TeV proton–proton collisions with the ATLAS detector*, ATL-CONF-2015-029, 2015, URL: <https://cds.cern.ch/record/2037702>.

- [117] ATLAS Collaboration, *Observation and measurement of Higgs boson decays to WW^* with the ATLAS detector*, [Phys. Rev. D **92** \(2015\) 012006](#), arXiv: [1412.2641 \[hep-ex\]](#).
- [118] ATLAS Collaboration, *Search for a scalar partner of the top quark in the all-hadronic $t\bar{t}$ plus missing transverse momentum final state at $\sqrt{s} = 13$ TeV with the ATLAS detector*, [Eur. Phys. J. C **80** \(2020\) 737](#), arXiv: [2004.14060 \[hep-ex\]](#).
- [119] F. Chollet et al., *Keras*, 2015, URL: <https://keras.io>.
- [120] F. Chollet, *Deep Learning with Python*, Manning, 2017, ISBN: 9781617294433.
- [121] M. Abadi et al., *TensorFlow: Large-Scale Machine Learning on Heterogeneous Distributed Systems*, 2016, arXiv: [1603.04467 \[cs.DC\]](#).
- [122] V. Nair and G. E. Hinton, ‘Rectified Linear Units Improve Restricted Boltzmann Machines’, *Proceedings of the 27th International Conference on International Conference on Machine Learning*, ICML’10, Haifa, Israel: Omnipress, 2010 807, ISBN: 9781605589077.
- [123] ATLAS Collaboration, *Measurement of the inclusive isolated prompt photon cross section in pp collisions at $\sqrt{s} = 7$ TeV with the ATLAS detector*, [Phys. Rev. D **83** \(2011\) 052005](#), arXiv: [1012.4389 \[hep-ex\]](#).
- [124] ATLAS Collaboration, *Search for dark matter at $\sqrt{s} = 13$ TeV in final states containing an energetic photon and large missing transverse momentum with the ATLAS detector*, [Eur. Phys. J. C **77** \(2017\) 393](#), arXiv: [1704.03848 \[hep-ex\]](#).
- [125] ATLAS Collaboration, *Object-based missing transverse momentum significance in the ATLAS Detector*, ATLAS-CONF-2018-038, 2018, URL: <https://cds.cern.ch/record/2630948>.
- [126] ATLAS Collaboration, *Measurement of the photon identification efficiencies with the ATLAS detector using LHC Run 2 data collected in 2015 and 2016*, [Eur. Phys. J. C **79** \(2019\) 205](#), arXiv: [1810.05087 \[hep-ex\]](#).
- [127] G. Cowan, K. Cranmer, E. Gross and O. Vitells, *Asymptotic formulae for likelihood-based tests of new physics*, [Eur. Phys. J. C **71** \(2011\) 1554](#), arXiv: [1007.1727 \[physics.data-an\]](#), Erratum: [Eur. Phys. J. C **73** \(2013\) 2501](#).
- [128] A. L. Read, *Presentation of search results: the CL_S technique*, [J. Phys. G **28** \(2002\) 2693](#).

The ATLAS Collaboration

G. Aad⁹⁹, B. Abbott¹²⁵, D.C. Abbott¹⁰⁰, A. Abed Abud³⁴, K. Abeling⁵¹, D.K. Abhayasinghe⁹¹, S.H. Abidi²⁷, A. Aboulhorma^{33e}, H. Abramowicz¹⁵⁸, H. Abreu¹⁵⁷, Y. Abulaiti⁵, A.C. Abusleme Hoffman^{143a}, B.S. Acharya^{64a,64b,o}, B. Achkar⁵¹, L. Adam⁹⁷, C. Adam Bourdarios⁴, L. Adamczyk^{81a}, L. Adamek¹⁶³, S.V. Addepalli²⁴, J. Adelman¹¹⁷, A. Adiguzel^{11c,ac}, S. Adorni⁵², T. Adye¹⁴⁰, A.A. Affolder¹⁴², Y. Afik³⁴, C. Agapopoulou⁶², M.N. Agaras¹², J. Agarwala^{68a,68b}, A. Aggarwal¹¹⁵, C. Agheorghiesei^{25c}, J.A. Aguilar-Saavedra^{136f,136a,ab}, A. Ahmad³⁴, F. Ahmadov⁷⁷, W.S. Ahmed¹⁰¹, X. Ai⁴⁴, G. Aielli^{71a,71b}, I. Aizenberg¹⁷⁶, S. Akatsuka⁸³, M. Akbiyik⁹⁷, T.P.A. Åkesson⁹⁴, A.V. Akimov¹⁰⁸, K. Al Khoury³⁷, G.L. Alberghi^{21b}, J. Albert¹⁷², P. Albicocco⁴⁹, M.J. Alconada Verzini⁸⁶, S. Alderweireldt⁴⁸, M. Aleksa³⁴, I.N. Aleksandrov⁷⁷, C. Alexa^{25b}, T. Alexopoulos⁹, A. Alfonsi¹¹⁶, F. Alfonsi^{21b}, M. Alhroob¹²⁵, B. Ali¹³⁸, S. Ali¹⁵⁵, M. Aliev¹⁶², G. Alimonti^{66a}, C. Allaire³⁴, B.M.M. Allbrooke¹⁵³, P.P. Allport¹⁹, A. Aloisio^{67a,67b}, F. Alonso⁸⁶, C. Alpigiani¹⁴⁵, E. Alunno Camelia^{71a,71b}, M. Alvarez Estevez⁹⁶, M.G. Alviggi^{67a,67b}, Y. Amaral Coutinho^{78b}, A. Ambler¹⁰¹, L. Ambroz¹³¹, C. Amelung³⁴, D. Amidei¹⁰³, S.P. Amor Dos Santos^{136a}, S. Amoroso⁴⁴, C.S. Amrouche⁵², C. Anastopoulos¹⁴⁶, N. Andari¹⁴¹, T. Andeen¹⁰, J.K. Anders¹⁸, S.Y. Andreev^{43a,43b}, A. Andreazza^{66a,66b}, S. Angelidakis⁸, A. Angerami³⁷, A.V. Anisenkov^{118b,118a}, A. Anovi^{69a}, C. Antel⁵², M.T. Anthony¹⁴⁶, E. Antipov¹²⁶, M. Antonelli⁴⁹, D.J.A. Antrim¹⁶, F. Anulli^{70a}, M. Aoki⁷⁹, J.A. Aparisi Pozo¹⁷⁰, M.A. Aparo¹⁵³, L. Aperio Bella⁴⁴, N. Aranzabal³⁴, V. Araujo Ferraz^{78a}, C. Arcangeletti⁴⁹, A.T.H. Arce⁴⁷, E. Arena⁸⁸, J-F. Arguin¹⁰⁷, S. Argyropoulos⁵⁰, J.-H. Arling⁴⁴, A.J. Armbruster³⁴, A. Armstrong¹⁶⁷, O. Arnaez¹⁶³, H. Arnold³⁴, Z.P. Arrubarrena Tame¹¹¹, G. Artoni¹³¹, H. Asada¹¹³, K. Asai¹²³, S. Asai¹⁶⁰, N.A. Asbah⁵⁷, E.M. Asimakopoulou¹⁶⁸, L. Asquith¹⁵³, J. Assahsah^{33d}, K. Assamagan²⁷, R. Astalos^{26a}, R.J. Atkin^{31a}, M. Atkinson¹⁶⁹, N.B. Atlay¹⁷, H. Atmani^{58b}, P.A. Atmasiddha¹⁰³, K. Augsten¹³⁸, S. Auricchio^{67a,67b}, V.A. Austrup¹⁷⁸, G. Avner¹⁵⁷, G. Avolio³⁴, M.K. Ayoub^{13c}, G. Azuelos^{107,ai}, D. Babal^{126a}, H. Bachacou¹⁴¹, K. Bachas¹⁵⁹, A. Bachi³², F. Backman^{43a,43b}, A. Badea⁵⁷, P. Bagnaia^{70a,70b}, H. Bahrasemani¹⁴⁹, A.J. Bailey¹⁷⁰, V.R. Bailey¹⁶⁹, J.T. Baines¹⁴⁰, C. Bakalis⁹, O.K. Baker¹⁷⁹, P.J. Bakker¹¹⁶, E. Bakos¹⁴, D. Bakshi Gupta⁷, S. Balaji¹⁵⁴, R. Balasubramanian¹¹⁶, E.M. Baldin^{118b,118a}, P. Balek¹³⁹, E. Ballabene^{66a,66b}, F. Balli¹⁴¹, W.K. Balunas¹³¹, J. Balz⁹⁷, E. Banas⁸², M. Bandieramonte¹³⁵, A. Bandyopadhyay¹⁷, S. Bansal²², L. Barak¹⁵⁸, E.L. Barberio¹⁰², D. Barberis^{53b,53a}, M. Barbero⁹⁹, G. Barbour⁹², K.N. Barends^{31a}, T. Barillari¹¹², M-S. Barisits³⁴, J. Barkeloo¹²⁸, T. Barklow¹⁵⁰, B.M. Barnett¹⁴⁰, R.M. Barnett¹⁶, A. Baroncelli^{58a}, G. Barone²⁷, A.J. Barr¹³¹, L. Barranco Navarro^{43a,43b}, F. Barreiro⁹⁶, J. Barreiro Guimarães da Costa^{13a}, U. Barron¹⁵⁸, S. Barsov¹³⁴, F. Bartels^{59a}, R. Bartoldus¹⁵⁰, G. Bartolini⁹⁹, A.E. Barton⁸⁷, P. Bartos^{26a}, A. Basalae⁴⁴, A. Basan⁹⁷, M. Baselga⁴⁴, I. Bashta^{72a,72b}, A. Bassalat⁶², M.J. Basso¹⁶³, C.R. Basson⁹⁸, R.L. Bates⁵⁵, S. Batlamous^{33e}, J.R. Batley³⁰, B. Batool¹⁴⁸, M. Battaglia¹⁴², M. Bauce^{70a,70b}, F. Bauer^{141,*}, P. Bauer²², H.S. Bawa²⁹, A. Bayirli^{11c}, J.B. Beacham⁴⁷, T. Beau¹³², P.H. Beauchemin¹⁶⁶, F. Becherer⁵⁰, P. Bechtel²², H.P. Beck^{18,q}, K. Becker¹⁷⁴, C. Becot⁴⁴, A.J. Beddall^{11a}, V.A. Bednyakov⁷⁷, C.P. Bee¹⁵², T.A. Beermann³⁴, M. Begalli^{78b}, M. Begel²⁷, A. Behera¹⁵², J.K. Behr⁴⁴, C. Beirao Da Cruz E Silva³⁴, J.F. Beirer^{51,34}, F. Beisiegel²², M. Belfkir⁴, G. Bella¹⁵⁸, L. Bellagamba^{21b}, A. Bellerive³², P. Bellos¹⁹, K. Beloborodov^{118b,118a}, K. Belotskiy¹⁰⁹, N.L. Belyaev¹⁰⁹, D. Benchevkroun^{33a}, Y. Benhammou¹⁵⁸, D.P. Benjamin²⁷, M. Benoit²⁷, J.R. Bensinger²⁴, S. Bentvelsen¹¹⁶, L. Beresford³⁴, M. Beretta⁴⁹, D. Berge¹⁷, E. Bergeaas Kuutmann¹⁶⁸, N. Berger⁴, B. Bergmann¹³⁸, L.J. Bergsten²⁴, J. Beringer¹⁶, S. Berlendis⁶, G. Bernardi¹³², C. Bernius¹⁵⁰, F.U. Bernlochner²², T. Berry⁹¹, P. Berta¹³⁹, A. Berthold⁴⁶, I.A. Bertram⁸⁷, O. Bessidskaia Bylund¹⁷⁸, S. Bethke¹¹², A. Betti⁴⁰, A.J. Bevan⁹⁰, S. Bhatta¹⁵², D.S. Bhattacharya¹⁷³, P. Bhattarai²⁴, V.S. Bhopatkar⁵, R. Bi¹³⁵, R.M. Bianchi¹³⁵, O. Biebel¹¹¹, R. Bielski¹²⁸, N.V. Biesuz^{69a,69b}, M. Biglietti^{72a}, T.R.V. Billoud¹³⁸, M. Bindi⁵¹, A. Bingul^{11d},

C. Bini^{70a,70b}, S. Biondi^{21b,21a}, A. Biondini⁸⁸, C.J. Birch-sykes⁹⁸, G.A. Bird^{19,140}, M. Birman¹⁷⁶, T. Bisanz³⁴, J.P. Biswal², D. Biswas^{177j}, A. Bitadze⁹⁸, C. Bittrich⁴⁶, K. Bjørke¹³⁰, I. Bloch⁴⁴, C. Blocker²⁴, A. Blue⁵⁵, U. Blumenschein⁹⁰, J. Blumenthal⁹⁷, G.J. Bobbink¹¹⁶, V.S. Bobrovnikov^{118b,118a}, M. Boehler⁵⁰, D. Bogavac¹², A.G. Bogdanchikov^{118b,118a}, C. Bohm^{43a}, V. Boisvert⁹¹, P. Bokan⁴⁴, T. Bold^{81a}, M. Bomben¹³², M. Bona⁹⁰, M. Boonekamp¹⁴¹, C.D. Booth⁹¹, A.G. Borbély⁵⁵, H.M. Borecka-Bielska¹⁰⁷, L.S. Borgna⁹², G. Borissov⁸⁷, D. Bortoletto¹³¹, D. Boscherini^{21b}, M. Bosman¹², J.D. Bossio Sola³⁴, K. Bouaouda^{33a}, J. Boudreau¹³⁵, E.V. Bouhova-Thacker⁸⁷, D. Boumediene³⁶, R. Bouquet¹³², A. Boveia¹²⁴, J. Boyd³⁴, D. Boye²⁷, I.R. Boyko⁷⁷, A.J. Bozson⁹¹, J. Bracinik¹⁹, N. Brahim^{58d,58c}, G. Brandt¹⁷⁸, O. Brandt³⁰, F. Braren⁴⁴, B. Brau¹⁰⁰, J.E. Brau¹²⁸, W.D. Breaden Madden⁵⁵, K. Brendlinger⁴⁴, R. Brenner¹⁷⁶, L. Brenner³⁴, R. Brenner¹⁶⁸, S. Bressler¹⁷⁶, B. Brickwedde⁹⁷, D.L. Briglin¹⁹, D. Britton⁵⁵, D. Britzger¹¹², I. Brock²², R. Brock¹⁰⁴, G. Brooijmans³⁷, W.K. Brooks^{143f}, E. Brost²⁷, P.A. Bruckman de Renstrom⁸², B. Brüers⁴⁴, D. Bruncko^{26b}, A. Bruni^{21b}, G. Bruni^{21b}, M. Bruschi^{21b}, N. Brusino^{70a,70b}, L. Bryngemark¹⁵⁰, T. Buanes¹⁵, Q. Buat¹⁵², P. Buchholz¹⁴⁸, A.G. Buckley⁵⁵, I.A. Budagov⁷⁷, M.K. Bugge¹³⁰, O. Bulekov¹⁰⁹, B.A. Bullard⁵⁷, S. Burdin⁸⁸, C.D. Burgard⁴⁴, A.M. Burger¹²⁶, B. Burghgrave⁷, J.T.P. Burr⁴⁴, C.D. Burton¹⁰, J.C. Burzynski¹⁰⁰, E.L. Busch³⁷, V. Büscher⁹⁷, P.J. Bussey⁵⁵, J.M. Butler²³, C.M. Buttar⁵⁵, J.M. Butterworth⁹², W. Buttinger¹⁴⁰, C.J. Buxo Vazquez¹⁰⁴, A.R. Buzykaev^{118b,118a}, G. Cabras^{21b}, S. Cabrera Urbán¹⁷⁰, D. Caforio⁵⁴, H. Cai¹³⁵, V.M.M. Cairo¹⁵⁰, O. Cakir^{3a}, N. Calace³⁴, P. Calafiura¹⁶, G. Calderini¹³², P. Calfayan⁶³, G. Callea⁵⁵, L.P. Caloba^{78b}, S. Calvente Lopez⁹⁶, D. Calvet³⁶, S. Calvet³⁶, T.P. Calvet⁹⁹, M. Calvetti^{69a,69b}, R. Camacho Toro¹³², S. Camarda³⁴, D. Camarero Munoz⁹⁶, P. Camarri^{71a,71b}, M.T. Camerlingo^{72a,72b}, D. Cameron¹³⁰, C. Camincher¹⁷², M. Campanelli⁹², A. Camplani³⁸, V. Canale^{67a,67b}, A. Canesse¹⁰¹, M. Cano Bret⁷⁵, J. Cantero¹²⁶, Y. Cao¹⁶⁹, F. Capocasa²⁴, M. Capua^{39b,39a}, A. Carbone^{66a,66b}, R. Cardarelli^{71a}, J.C.J. Cardenas⁷, F. Cardillo¹⁷⁰, G. Carducci^{39b,39a}, T. Carli³⁴, G. Carlino^{67a}, B.T. Carlson¹³⁵, E.M. Carlson^{172,164a}, L. Carminati^{66a,66b}, M. Carnesale^{70a,70b}, R.M.D. Carney¹⁵⁰, S. Caron¹¹⁵, E. Carquin^{143f}, S. Carrá⁴⁴, G. Carratta^{21b,21a}, J.W.S. Carter¹⁶³, T.M. Carter⁴⁸, D. Casadei^{31c}, M.P. Casado^{12,g}, A.F. Casha¹⁶³, E.G. Castiglia¹⁷⁹, F.L. Castillo^{59a}, L. Castillo Garcia¹², V. Castillo Gimenez¹⁷⁰, N.F. Castro^{136a,136e}, A. Catinaccio³⁴, J.R. Catmore¹³⁰, A. Cattai³⁴, V. Cavaliere²⁷, N. Cavalli^{21b,21a}, V. Cavasinni^{69a,69b}, E. Celebi^{11b}, F. Celli¹³¹, M.S. Centonze^{65a,65b}, K. Cerny¹²⁷, A.S. Cerqueira^{78a}, A. Cerri¹⁵³, L. Cerrito^{71a,71b}, F. Cerutti¹⁶, A. Cervelli^{21b}, S.A. Cetin^{11b}, Z. Chadi^{33a}, D. Chakraborty¹¹⁷, M. Chala^{136f}, J. Chan¹⁷⁷, W.S. Chan¹¹⁶, W.Y. Chan⁸⁸, J.D. Chapman³⁰, B. Chargeishvili^{156b}, D.G. Charlton¹⁹, T.P. Charman⁹⁰, M. Chatterjee¹⁸, S. Chekanov⁵, S.V. Chekulaev^{164a}, G.A. Chelkov^{77,ae}, A. Chen¹⁰³, B. Chen¹⁵⁸, B. Chen¹⁷², C. Chen^{58a}, C.H. Chen⁷⁶, H. Chen^{13c}, H. Chen²⁷, J. Chen^{58c}, J. Chen²⁴, S. Chen¹³³, S.J. Chen^{13c}, X. Chen^{58c}, X. Chen^{13b}, Y. Chen^{58a}, Y-H. Chen⁴⁴, C.L. Cheng¹⁷⁷, H.C. Cheng^{60a}, A. Cheplakov⁷⁷, E. Cheremushkina⁴⁴, E. Cherepanova⁷⁷, R. Cherkaoui El Moursli^{33e}, E. Cheu⁶, K. Cheung⁶¹, L. Chevalier¹⁴¹, V. Chiarella⁴⁹, G. Chiarelli^{69a}, G. Chiodini^{65a}, A.S. Chisholm¹⁹, A. Chitan^{25b}, Y.H. Chiu¹⁷², M.V. Chizhov^{77,s}, K. Choi¹⁰, A.R. Chomont^{70a,70b}, Y. Chou¹⁰⁰, Y.S. Chow¹¹⁶, T. Chowdhury^{31g}, L.D. Christopher^{31g}, M.C. Chu^{60a}, X. Chu^{13a,13d}, J. Chudoba¹³⁷, J.J. Chwastowski⁸², D. Cieri¹¹², K.M. Ciesla⁸², V. Cindro⁸⁹, I.A. Cioară^{25b}, A. Ciocio¹⁶, F. Ciroto^{67a,67b}, Z.H. Citron^{176,k}, M. Citterio^{66a}, D.A. Ciubotaru^{25b}, B.M. Ciungu¹⁶³, A. Clark⁵², P.J. Clark⁴⁸, J.M. Clavijo Columbie⁴⁴, S.E. Clawson⁹⁸, C. Clement^{43a,43b}, L. Clissa^{21b,21a}, Y. Coadou⁹⁹, M. Cokal^{164a,64c}, A. Coccaro^{53b}, J. Cochran⁷⁶, R.F. Coelho Barrue^{136a}, R. Coelho Lopes De Sa¹⁰⁰, S. Coelli^{66a}, H. Cohen¹⁵⁸, A.E.C. Coimbra³⁴, B. Cole³⁷, J. Collot⁵⁶, P. Conde Muiño^{136a,136h}, S.H. Connell^{31c}, I.A. Connelly⁵⁵, E.I. Conroy¹³¹, F. Conventi^{67a,aj}, H.G. Cooke¹⁹, A.M. Cooper-Sarkar¹³¹, F. Cormier¹⁷¹, L.D. Corpe³⁴, M. Corradi^{70a,70b}, E.E. Corrigan⁹⁴, F. Corriveau^{101,y}, M.J. Costa¹⁷⁰, F. Costanza⁴, D. Costanzo¹⁴⁶, B.M. Cote¹²⁴, G. Cowan⁹¹, J.W. Cowley³⁰, K. Cranmer¹²², S. Crépe-Renaudin⁵⁶, F. Crescioli¹³², M. Cristinziani¹⁴⁸, M. Cristoforetti^{73a,73b,b}, V. Croft¹⁶⁶, G. Crosetti^{39b,39a}, A. Cueto³⁴, T. Cuhadar Donszelmann¹⁶⁷, H. Cui^{13a,13d}, A.R. Cukierman¹⁵⁰,

W.R. Cunningham⁵⁵, F. Curcio^{39b,39a}, P. Czodrowski³⁴, M.M. Czurylo^{59b},
 M.J. Da Cunha Sargedas De Sousa^{58a}, J.V. Da Fonseca Pinto^{78b}, C. Da Via⁹⁸, W. Dabrowski^{81a}, T. Dado⁴⁵,
 S. Dahbi^{31g}, T. Dai¹⁰³, C. Dallapiccola¹⁰⁰, M. Dam³⁸, G. D'amen²⁷, V. D'Amico^{72a,72b}, J. Damp⁹⁷,
 J.R. Dandoy¹³³, M.F. Daneri²⁸, M. Danninger¹⁴⁹, V. Dao³⁴, G. Darbo^{53b}, S. Darmora⁵, A. Dattagupta¹²⁸,
 S. D'Auria^{66a,66b}, C. David^{164b}, T. Davidek¹³⁹, D.R. Davis⁴⁷, B. Davis-Purcell³², I. Dawson⁹⁰, K. De⁷,
 R. De Asmundis^{67a}, M. De Beurs¹¹⁶, S. De Castro^{21b,21a}, N. De Groot¹¹⁵, P. de Jong¹¹⁶, H. De la Torre¹⁰⁴,
 A. De Maria^{13c}, D. De Pedis^{70a}, A. De Salvo^{70a}, U. De Sanctis^{71a,71b}, M. De Santis^{71a,71b}, A. De Santo¹⁵³,
 J.B. De Vivie De Regie⁵⁶, D.V. Dedovich⁷⁷, J. Degens¹¹⁶, A.M. Deiana⁴⁰, J. Del Peso⁹⁶, Y. Delabat Diaz⁴⁴,
 F. Deliot¹⁴¹, C.M. Delitzsch⁶, M. Della Pietra^{67a,67b}, D. Della Volpe⁵², A. Dell'Acqua³⁴, L. Dell'Asta^{66a,66b},
 M. Delmastro⁴, P.A. Delsart⁵⁶, S. Demers¹⁷⁹, M. Demichev⁷⁷, S.P. Denisov¹¹⁹, L. D'Eramo¹¹⁷,
 D. Derendarz⁸², J.E. Derkaoui^{33d}, F. Derue¹³², P. Dervan⁸⁸, K. Desch²², K. Dette¹⁶³, C. Deutsch²²,
 P.O. Deviveiros³⁴, F.A. Di Bello^{70a,70b}, A. Di Ciaccio^{71a,71b}, L. Di Ciaccio⁴, A. Di Domenico^{70a,70b},
 C. Di Donato^{67a,67b}, A. Di Girolamo³⁴, G. Di Gregorio^{69a,69b}, A. Di Luca^{73a,73b}, B. Di Micco^{72a,72b},
 R. Di Nardo^{72a,72b}, C. Diaconu⁹⁹, F.A. Dias¹¹⁶, T. Dias Do Vale^{136a}, M.A. Diaz^{143a}, F.G. Diaz Capriles²²,
 J. Dickinson¹⁶, M. Didenko¹⁷⁰, E.B. Diehl¹⁰³, J. Dietrich¹⁷, S. Díez Cornell⁴⁴, C. Diez Pardos¹⁴⁸,
 A. Dimitrievska¹⁶, W. Ding^{13b}, J. Dingfelder²², I-M. Dinu^{25b}, S.J. Dittmeier^{59b}, F. Dittus³⁴, F. Djama⁹⁹,
 T. Djobava^{156b}, J.I. Djuvsland¹⁵, M.A.B. Do Vale¹⁴⁴, D. Dodsworth²⁴, C. Doglioni⁹⁴, J. Dolejsi¹³⁹,
 Z. Dolezal¹³⁹, M. Donadelli^{78c}, B. Dong^{58c}, J. Donini³⁶, A. D'onofrio^{13c}, M. D'Onofrio⁸⁸, J. Dopke¹⁴⁰,
 A. Doria^{67a}, M.T. Dova⁸⁶, A.T. Doyle⁵⁵, E. Drechsler¹⁴⁹, E. Dreyer¹⁴⁹, T. Dreyer⁵¹, A.S. Drobac¹⁶⁶,
 D. Du^{58a}, T.A. du Pree¹¹⁶, F. Dubinin¹⁰⁸, M. Dubovsky^{26a}, A. Dubreuil⁵², E. Duchovni¹⁷⁶, G. Duckeck¹¹¹,
 O.A. Ducu^{34,25b}, D. Duda¹¹², A. Dudarev³⁴, M. D'uffizi⁹⁸, L. Duflost⁶², M. Dührssen³⁴, C. Dülsen¹⁷⁸,
 A.E. Dumitriu^{25b}, M. Dunford^{59a}, S. Dungs⁴⁵, K. Dunne^{43a,43b}, A. Duperrin⁹⁹, H. Duran Yildiz^{3a},
 M. Düren⁵⁴, A. Durglishvili^{156b}, B. Dutta⁴⁴, G.I. Dyckes¹⁶, M. Dyndal^{81a}, S. Dysch⁹⁸, B.S. Dziejic⁸²,
 B. Eckerova^{26a}, M.G. Eggleston⁴⁷, E. Egidio Purcino De Souza^{78b}, L.F. Ehrke⁵², T. Eifert⁷, G. Eigen¹⁵,
 K. Einsweiler¹⁶, T. Ekelof¹⁶⁸, Y. El Ghazali^{33b}, H. El Jarrari^{33c}, A. El Moussaouy^{33a}, V. Ellajosyula¹⁶⁸,
 M. Ellert¹⁶⁸, F. Ellinghaus¹⁷⁸, A.A. Elliot⁹⁰, N. Ellis³⁴, J. Elmsheuser²⁷, M. Elsing³⁴, D. Emeliyanov¹⁴⁰,
 A. Emerman³⁷, Y. Enari¹⁶⁰, J. Erdmann⁴⁵, A. Ereditato¹⁸, P.A. Erland⁸², M. Errenst¹⁷⁸, M. Escalier⁶²,
 C. Escobar¹⁷⁰, O. Estrada Pastor¹⁷⁰, E. Etzion¹⁵⁸, G. Evans^{136a}, H. Evans⁶³, M.O. Evans¹⁵³, A. Ezhilov¹³⁴,
 F. Fabbri⁵⁵, L. Fabbri^{21b,21a}, G. Facini¹⁷⁴, V. Fadeyev¹⁴², R.M. Fakhruddinov¹¹⁹, S. Falciano^{70a},
 P.J. Falke²², S. Falke³⁴, J. Faltova¹³⁹, Y. Fan^{13a}, Y. Fang^{13a}, Y. Fang^{13a}, G. Fanourakis⁴², M. Fanti^{66a,66b},
 M. Faraj^{58c}, A. Farbin⁷, A. Farilla^{72a}, E.M. Farina^{68a,68b}, T. Farooque¹⁰⁴, S.M. Farrington⁴⁸, P. Farthouat³⁴,
 F. Fassi^{33e}, D. Fassouliotis⁸, M. Fauci Giannelli^{71a,71b}, W.J. Fawcett³⁰, L. Fayard⁶², O.L. Fedin^{134,p},
 M. Feickert¹⁶⁹, N.D. Felice¹³⁵, L. Feligioni⁹⁹, A. Fell¹⁴⁶, C. Feng^{58b}, M. Feng^{13b}, M.J. Fenton¹⁶⁷,
 A.B. Fenyuk¹¹⁹, S.W. Ferguson⁴¹, J. Ferrando⁴⁴, A. Ferrari¹⁶⁸, P. Ferrari¹¹⁶, R. Ferrari^{68a}, D. Ferrere⁵²,
 C. Ferretti¹⁰³, F. Fiedler⁹⁷, A. Filipčič⁸⁹, F. Filthaut¹¹⁵, M.C.N. Fiolhais^{136a,136c,a}, L. Fiorini¹⁷⁰,
 F. Fischer¹⁴⁸, W.C. Fisher¹⁰⁴, T. Fitschen¹⁹, I. Fleck¹⁴⁸, P. Fleischmann¹⁰³, T. Flick¹⁷⁸, B.M. Flierl¹¹¹,
 L. Flores¹³³, M. Flores^{31g}, L.R. Flores Castillo^{60a}, F.M. Follega^{73a,73b}, N. Fomin¹⁵, J.H. Foo¹⁶³,
 B.C. Forland⁶³, A. Formica¹⁴¹, F.A. Förster¹², A.C. Forti⁹⁸, E. Fortin⁹⁹, M.G. Foti¹³¹, L. Fountas⁸,
 D. Fournier⁶², H. Fox⁸⁷, P. Francavilla^{69a,69b}, S. Francescato⁵⁷, M. Franchini^{21b,21a}, S. Franchino^{59a},
 D. Francis³⁴, L. Franco⁴, L. Franconi¹⁸, M. Franklin⁵⁷, G. Frattari^{70a,70b}, A.C. Fregard⁹⁰,
 P.M. Freeman¹⁹, W.S. Freund^{78b}, E.M. Freundlich⁴⁵, D. Froidevaux³⁴, J.A. Frost¹³¹, Y. Fu^{58a},
 M. Fujimoto¹²³, E. Fullana Torregrosa¹⁷⁰, J. Fuster¹⁷⁰, A. Gabrielli^{21b,21a}, A. Gabrielli³⁴, P. Gadow⁴⁴,
 G. Gagliardi^{53b,53a}, L.G. Gagnon¹⁶, G.E. Gallardo¹³¹, E.J. Gallas¹³¹, B.J. Gallop¹⁴⁰, R. Gamboa Goni⁹⁰,
 K.K. Gan¹²⁴, S. Ganguly¹⁷⁶, J. Gao^{58a}, Y. Gao⁴⁸, Y.S. Gao^{29,m}, F.M. Garay Walls^{143a}, C. García¹⁷⁰,
 J.E. García Navarro¹⁷⁰, J.A. García Pascual^{13a}, M. Garcia-Sciveres¹⁶, R.W. Gardner³⁵, D. Garg⁷⁵,
 R.B. Garg¹⁵⁰, S. Gargiulo⁵⁰, C.A. Garner¹⁶³, V. Garonne¹³⁰, S.J. Gasiorowski¹⁴⁵, P. Gaspar^{78b},
 G. Gaudio^{68a}, P. Gauzzi^{70a,70b}, I.L. Gavrilenko¹⁰⁸, A. Gavrilyuk¹²⁰, C. Gay¹⁷¹, G. Gaycken⁴⁴, E.N. Gazis⁹,

A.A. Geanta^{25b}, C.M. Gee¹⁴², C.N.P. Gee¹⁴⁰, J. Geisen⁹⁴, M. Geisen⁹⁷, C. Gemme^{53b}, M.H. Genest⁵⁶,
 S. Gentile^{70a,70b}, S. George⁹¹, W.F. George¹⁹, T. Geralis⁴², L.O. Gerlach⁵¹, P. Gessinger-Befurt³⁴,
 M. Ghasemi Bostanabad¹⁷², M. Ghneimat¹⁴⁸, A. Ghosh¹⁶⁷, A. Ghosh⁷⁵, B. Giacobbe^{21b}, S. Giagu^{70a,70b},
 N. Giangiacomi¹⁶³, P. Giannetti^{69a}, A. Giannini^{67a,67b}, S.M. Gibson⁹¹, M. Gignac¹⁴², D.T. Gil^{81b},
 B.J. Gilbert³⁷, D. Gillberg³², G. Gilles¹¹⁶, N.E.K. Gillwald⁴⁴, D.M. Gingrich^{2,ai}, M.P. Giordani^{64a,64c},
 P.F. Giraud¹⁴¹, G. Giugliarelli^{64a,64c}, D. Giugni^{66a}, F. Giuli^{71a,71b}, I. Gkialas^{8,h}, P. Gkoutoumis⁹,
 L.K. Gladilin¹¹⁰, C. Glasman⁹⁶, G.R. Gledhill¹²⁸, M. Glisic¹²⁸, I. Gnesi^{39b,d}, M. Goblirsch-Kolb²⁴,
 D. Godin¹⁰⁷, S. Goldfarb¹⁰², T. Golling⁵², D. Golubkov¹¹⁹, J.P. Gombas¹⁰⁴, A. Gomes^{136a,136b},
 R. Goncalves Gama⁵¹, R. Gonçalo^{136a,136c}, G. Gonella¹²⁸, L. Gonella¹⁹, A. Gongadze⁷⁷, F. Gonnella¹⁹,
 J.L. Gonski³⁷, S. González de la Hoz¹⁷⁰, S. Gonzalez Fernandez¹², R. Gonzalez Lopez⁸⁸,
 C. Gonzalez Renteria¹⁶, R. Gonzalez Suarez¹⁶⁸, S. Gonzalez-Sevilla⁵², G.R. Gonzalvo Rodriguez¹⁷⁰,
 R.Y. González Andana^{143a}, L. Goossens³⁴, N.A. Gorasia¹⁹, P.A. Gorbounov¹²⁰, H.A. Gordon²⁷,
 B. Gorini³⁴, E. Gorini^{65a,65b}, A. Gorišek⁸⁹, A.T. Goshaw⁴⁷, M.I. Gostkin⁷⁷, C.A. Gottardo¹¹⁵,
 M. Gouighri^{33b}, V. Goumarre⁴⁴, A.G. Goussiou¹⁴⁵, N. Govender^{31c}, C. Goy⁴, I. Grabowska-Bold^{81a},
 K. Graham³², E. Gramstad¹³⁰, S. Grancagnolo¹⁷, M. Grandi¹⁵³, V. Gratchev¹³⁴, P.M. Gravila^{25f},
 F.G. Gravili^{65a,65b}, H.M. Gray¹⁶, C. Grefe²², I.M. Gregor⁴⁴, P. Grenier¹⁵⁰, K. Grevtsov⁴⁴, C. Grieco¹²,
 N.A. Grieser¹²⁵, A.A. Grillo¹⁴², K. Grimm^{29,1}, S. Grinstein^{12,v}, J.-F. Grivaz⁶², S. Groh⁹⁷, E. Gross¹⁷⁶,
 J. Grosse-Knetter⁵¹, C. Grud¹⁰³, A. Grummer¹¹⁴, J.C. Grundy¹³¹, L. Guan¹⁰³, W. Guan¹⁷⁷, C. Gubbels¹⁷¹,
 J. Guenther³⁴, J.G.R. Guerrero Rojas¹⁷⁰, F. Guescini¹¹², D. Guest¹⁷, R. Gugel⁹⁷, A. Guida⁴⁴,
 T. Guillemin⁴, S. Guindon³⁴, J. Guo^{58c}, L. Guo⁶², Y. Guo¹⁰³, R. Gupta⁴⁴, S. Gurbuz²², G. Gustavino¹²⁵,
 M. Guth⁵², P. Gutierrez¹²⁵, L.F. Gutierrez Zagazeta¹³³, C. Gutschow⁹², C. Guyot¹⁴¹, C. Gwenlan¹³¹,
 C.B. Gwilliam⁸⁸, E.S. Haaland¹³⁰, A. Haas¹²², M. Habedank¹⁷, C. Haber¹⁶, H.K. Hadavand⁷, A. Hadeif⁹⁷,
 S. Hadzic¹¹², M. Haleem¹⁷³, J. Haley¹²⁶, J.J. Hall¹⁴⁶, G. Halladjian¹⁰⁴, G.D. Hallewell⁹⁹, L. Halser¹⁸,
 K. Hamano¹⁷², H. Hamdaoui^{33e}, M. Hamer²², G.N. Hamity⁴⁸, K. Han^{58a}, L. Han^{13c}, L. Han^{58a}, S. Han¹⁶,
 Y.F. Han¹⁶³, K. Hanagaki^{79,t}, M. Hance¹⁴², M.D. Hank³⁵, R. Hankache⁹⁸, E. Hansen⁹⁴, J.B. Hansen³⁸,
 J.D. Hansen³⁸, M.C. Hansen²², P.H. Hansen³⁸, K. Hara¹⁶⁵, T. Harenberg¹⁷⁸, S. Harkusha¹⁰⁵,
 Y.T. Harris¹³¹, P.F. Harrison¹⁷⁴, N.M. Hartman¹⁵⁰, N.M. Hartmann¹¹¹, Y. Hasegawa¹⁴⁷, A. Hasib⁴⁸,
 S. Hassani¹⁴¹, S. Haug¹⁸, R. Hauser¹⁰⁴, M. Havranek¹³⁸, C.M. Hawkes¹⁹, R.J. Hawkings³⁴,
 S. Hayashida¹¹³, D. Hayden¹⁰⁴, C. Hayes¹⁰³, R.L. Hayes¹⁷¹, C.P. Hays¹³¹, J.M. Hays⁹⁰, H.S. Hayward⁸⁸,
 S.J. Haywood¹⁴⁰, F. He^{58a}, Y. He¹⁶¹, Y. He¹³², M.P. Heath⁴⁸, V. Hedberg⁹⁴, A.L. Heggelund¹³⁰,
 N.D. Hehir⁹⁰, C. Heidegger⁵⁰, K.K. Heidegger⁵⁰, W.D. Heidorn⁷⁶, J. Heilman³², S. Heim⁴⁴, T. Heim¹⁶,
 B. Heinemann^{44,ag}, J.G. Heinlein¹³³, J.J. Heinrich¹²⁸, L. Heinrich³⁴, J. Hejbal¹³⁷, L. Helary⁴⁴, A. Held¹²²,
 C.M. Helling¹⁴², S. Hellman^{43a,43b}, C. Helsens³⁴, R.C.W. Henderson⁸⁷, L. Henkelmann³⁰,
 A.M. Henriques Correia³⁴, H. Herde¹⁵⁰, Y. Hernández Jiménez¹⁵², H. Herr⁹⁷, M.G. Herrmann¹¹¹,
 T. Herrmann⁴⁶, G. Herten⁵⁰, R. Hertenberger¹¹¹, L. Hervas³⁴, N.P. Hessey^{164a}, H. Hibi⁸⁰, S. Higashino⁷⁹,
 E. Higón-Rodríguez¹⁷⁰, K.H. Hiller⁴⁴, S.J. Hillier¹⁹, M. Hils⁴⁶, I. Hinchliffe¹⁶, F. Hinterkeuser²²,
 M. Hirose¹²⁹, S. Hirose¹⁶⁵, D. Hirschbuehl¹⁷⁸, B. Hiti⁸⁹, O. Hladik¹³⁷, J. Hobbs¹⁵², R. Hobincu^{25e},
 N. Hod¹⁷⁶, M.C. Hodgkinson¹⁴⁶, B.H. Hodgkinson³⁰, A. Hoecker³⁴, J. Hofer⁴⁴, D. Hohn⁵⁰, T. Holm²²,
 T.R. Holmes³⁵, M. Holzbock¹¹², L.B.A.H. Hommels³⁰, B.P. Honan⁹⁸, J. Hong^{58c}, T.M. Hong¹³⁵,
 Y. Hong⁵¹, J.C. Honig⁵⁰, A. Hönle¹¹², B.H. Hooberman¹⁶⁹, W.H. Hopkins⁵, Y. Horii¹¹³, L.A. Horyn³⁵,
 S. Hou¹⁵⁵, J. Howarth⁵⁵, J. Hoya⁸⁶, M. Hrabovsky¹²⁷, A. Hrynevich¹⁰⁶, T. Hryn'ova⁴, P.J. Hsu⁶¹,
 S.-C. Hsu¹⁴⁵, Q. Hu³⁷, S. Hu^{58c}, Y.F. Hu^{13a,13d,ak}, D.P. Huang⁹², X. Huang^{13c}, Y. Huang^{58a}, Y. Huang^{13a},
 Z. Hubacek¹³⁸, F. Hubaut⁹⁹, M. Huebner²², F. Huegging²², T.B. Huffman¹³¹, M. Huhtinen³⁴,
 S.K. Huiberts¹⁵, R. Hulsken⁵⁶, N. Huseynov^{77,z}, J. Huston¹⁰⁴, J. Huth⁵⁷, R. Hyneman¹⁵⁰, S. Hyrych^{26a},
 G. Iacobucci⁵², G. Iakovidis²⁷, I. Ibragimov¹⁴⁸, L. Iconomidou-Fayard⁶², P. Iengo³⁴, R. Iguchi¹⁶⁰,
 T. Iizawa⁵², Y. Ikegami⁷⁹, A. Ilg¹⁸, N. Ilic¹⁶³, H. Imam^{33a}, T. Ingebretsen Carlson^{43a,43b}, G. Introzzi^{68a,68b},
 M. Iodice^{72a}, V. Ippolito^{70a,70b}, M. Ishino¹⁶⁰, W. Islam¹⁷⁷, C. Issever^{17,44}, S. Istin^{11c,al},

J.M. Iturbe Ponce^{60a}, R. Iuppa^{73a,73b}, A. Ivina¹⁷⁶, J.M. Izen⁴¹, V. Izzo^{67a}, P. Jacka¹³⁷, P. Jackson¹, R.M. Jacobs⁴⁴, B.P. Jaeger¹⁴⁹, C.S. Jagfeld¹¹¹, G. Jäkel¹⁷⁸, K. Jakobs⁵⁰, T. Jakoubek¹⁷⁶, J. Jamieson⁵⁵, K.W. Janas^{81a}, G. Jarlskog⁹⁴, A.E. Jaspán⁸⁸, N. Javadov^{77,z}, T. Javûrek³⁴, M. Javurkova¹⁰⁰, F. Jeanneau¹⁴¹, L. Jeanty¹²⁸, J. Jejelava^{156a,aa}, P. Jenni^{50,e}, S. Jézéquel⁴, J. Jia¹⁵², Z. Jia^{13c}, Y. Jiang^{58a}, S. Jiggins⁴⁸, J. Jimenez Pena¹¹², S. Jin^{13c}, A. Jinaru^{25b}, O. Jinnouchi¹⁶¹, H. Jivan^{31g}, P. Johansson¹⁴⁶, K.A. Johns⁶, C.A. Johnson⁶³, D.M. Jones³⁰, E. Jones¹⁷⁴, R.W.L. Jones⁸⁷, T.J. Jones⁸⁸, J. Jovicevic⁵¹, X. Ju¹⁶, J.J. Junggeburth³⁴, A. Juste Rozas^{12,v}, S. Kabana^{143e}, A. Kaczmarek⁸², M. Kado^{70a,70b}, H. Kagan¹²⁴, M. Kagan¹⁵⁰, A. Kahn³⁷, C. Kahra⁹⁷, T. Kaji¹⁷⁵, E. Kajomovitz¹⁵⁷, C.W. Kalderon²⁷, A. Kamenshchikov¹¹⁹, M. Kaneda¹⁶⁰, N.J. Kang¹⁴², S. Kang⁷⁶, Y. Kano¹¹³, J. Kanzaki⁷⁹, D. Kar^{31g}, K. Karava¹³¹, M.J. Kareem^{164b}, I. Karkanas¹⁵⁹, S.N. Karpov⁷⁷, Z.M. Karpova⁷⁷, V. Kartvelishvili⁸⁷, A.N. Karyukhin¹¹⁹, E. Kasimi¹⁵⁹, C. Kato^{58d}, J. Katzy⁴⁴, K. Kawade¹⁴⁷, K. Kawagoe⁸⁵, T. Kawaguchi¹¹³, T. Kawamoto¹⁴¹, G. Kawamura⁵¹, E.F. Kay¹⁷², F.I. Kaya¹⁶⁶, S. Kazakos¹², V.F. Kazanin^{118b,118a}, Y. Ke¹⁵², J.M. Keaveney^{31a}, R. Keeler¹⁷², J.S. Keller³², D. Kelsey¹⁵³, J.J. Kempster¹⁹, J. Kendrick¹⁹, K.E. Kennedy³⁷, O. Kepka¹³⁷, S. Kersten¹⁷⁸, B.P. Kerševan⁸⁹, S. Ketabchi Haghighat¹⁶³, M. Khandoga¹³², A. Khanov¹²⁶, A.G. Kharlamov^{118b,118a}, T. Kharlamova^{118b,118a}, E.E. Khoda¹⁴⁵, T.J. Khoo¹⁷, G. Khorauli¹⁷³, E. Khramov⁷⁷, J. Khubua^{156b}, S. Kido⁸⁰, M. Kiehn³⁴, A. Kilgallon¹²⁸, E. Kim¹⁶¹, Y.K. Kim³⁵, N. Kimura⁹², A. Kirchhoff⁵¹, D. Kirchmeier⁴⁶, C. Kirfel²², J. Kirk¹⁴⁰, A.E. Kiryunin¹¹², T. Kishimoto¹⁶⁰, D.P. Kisliuk¹⁶³, C. Kitsaki⁹, O. Kivernyk²², T. Klapdor-Kleingrothaus⁵⁰, M. Klassen^{59a}, C. Klein³², L. Klein¹⁷³, M.H. Klein¹⁰³, M. Klein⁸⁸, U. Klein⁸⁸, P. Klimek³⁴, A. Klimentov²⁷, F. Klimpel³⁴, T. Klingl²², T. Klioutchnikova³⁴, F.F. Klitzner¹¹¹, P. Kluit¹¹⁶, S. Kluth¹¹², E. Kneringer⁷⁴, T.M. Knight¹⁶³, A. Knue⁵⁰, D. Kobayashi⁸⁵, M. Kobel⁴⁶, M. Kocian¹⁵⁰, T. Kodama¹⁶⁰, P. Kodys¹³⁹, D.M. Koeck¹⁵³, P.T. Koenig²², T. Koffas³², N.M. Köhler³⁴, M. Kolb¹⁴¹, I. Koletsou⁴, T. Komarek¹²⁷, K. Köneke⁵⁰, A.X.Y. Kong¹, T. Kono¹²³, V. Konstantinides⁹², N. Konstantinidis⁹², B. Konya⁹⁴, R. Kopeliansky⁶³, S. Koperly^{81a}, K. Korcyl⁸², K. Kordas¹⁵⁹, G. Koren¹⁵⁸, A. Korn⁹², S. Korn⁵¹, I. Korolkov¹², E.V. Korolkova¹⁴⁶, N. Korotkova¹¹⁰, B. Kortman¹¹⁶, O. Kortner¹¹², S. Kortner¹¹², W.H. Kostecka¹¹⁷, V.V. Kostyukhin^{146,162}, A. Kotskechagia⁶², A. Kotwal⁴⁷, A. Koulouris³⁴, A. Kourkoumeli-Charalampidi^{68a,68b}, C. Kourkoumelis⁸, E. Kourlitis⁵, O. Kovanda¹⁵³, R. Kowalewski¹⁷², W. Kozanecki¹⁴¹, A.S. Kozhin¹¹⁹, V.A. Kramarenko¹¹⁰, G. Kramberger⁸⁹, D. Krasnopevtsev^{58a}, M.W. Krasny¹³², A. Krasznahorkay³⁴, J.A. Kremer⁹⁷, J. Kretzschmar⁸⁸, K. Kreul¹⁷, P. Krieger¹⁶³, F. Krieter¹¹¹, S. Krishnamurthy¹⁰⁰, A. Krishnan^{59b}, M. Krivos¹³⁹, K. Krizka¹⁶, K. Kroeninger⁴⁵, H. Kroha¹¹², J. Kroll¹³⁷, J. Kroll¹³³, K.S. Krowpman¹⁰⁴, U. Kruchonak⁷⁷, H. Krüger²², N. Krumnack⁷⁶, M.C. Kruse⁴⁷, J.A. Krzysiak⁸², A. Kubota¹⁶¹, O. Kuchinskaia¹⁶², S. Kuday^{3a}, D. Kuechler⁴⁴, J.T. Kuechler⁴⁴, S. Kuehn³⁴, T. Kuhl⁴⁴, V. Kukhtin⁷⁷, Y. Kulchitsky^{105,ad}, S. Kuleshov^{143d}, M. Kumar^{31g}, N. Kumari⁹⁹, M. Kuna⁵⁶, A. Kupco¹³⁷, T. Kupfer⁴⁵, O. Kuprash⁵⁰, H. Kurashige⁸⁰, L.L. Kurchaninov^{164a}, Y.A. Kurochkin¹⁰⁵, A. Kurova¹⁰⁹, M.G. Kurth^{13a,13d}, E.S. Kuwertz³⁴, M. Kuze¹⁶¹, A.K. Kvam¹⁴⁵, J. Kvita¹²⁷, T. Kwan¹⁰¹, K.W. Kwok^{60a}, C. Lacasta¹⁷⁰, F. Lacava^{70a,70b}, H. Lacker¹⁷, D. Lacour¹³², N.N. Lad⁹², E. Ladygin⁷⁷, R. Lafaye⁴, B. Laforge¹³², T. Lagouri^{143e}, S. Lai⁵¹, I.K. Lakomic^{81a}, N. Lalloue⁵⁶, J.E. Lambert¹²⁵, S. Lammers⁶³, W. Lampl⁶, C. Lampoudis¹⁵⁹, E. Lançon²⁷, U. Landgraf⁵⁰, M.P.J. Landon⁹⁰, V.S. Lang⁵⁰, J.C. Lange⁵¹, R.J. Langenberg¹⁰⁰, A.J. Lankford¹⁶⁷, F. Lanni²⁷, K. Lantzsche²², A. Lanza^{68a}, A. Lapertosa^{53b,53a}, J.F. Laporte¹⁴¹, T. Lari^{66a}, F. Lasagni Manghi^{21b}, M. Lassnig³⁴, V. Latonova¹³⁷, T.S. Lau^{60a}, A. Laudrain⁹⁷, A. Laurier³², M. Lavorgna^{67a,67b}, S.D. Lawlor⁹¹, Z. Lawrence⁹⁸, M. Lazzaroni^{66a,66b}, B. Le⁹⁸, B. Leban⁸⁹, A. Lebedev⁷⁶, M. LeBlanc³⁴, T. LeCompte⁵, F. Ledroit-Guillon⁵⁶, A.C.A. Lee⁹², G.R. Lee¹⁵, L. Lee⁵⁷, S.C. Lee¹⁵⁵, S. Lee⁷⁶, L.L. Leeuw^{31c}, B. Lefebvre^{164a}, H.P. Lefebvre⁹¹, M. Lefebvre¹⁷², C. Leggett¹⁶, K. Lehmann¹⁴⁹, N. Lehmann¹⁸, G. Lehmann Miotto³⁴, W.A. Leight⁴⁴, A. Leisos^{159,u}, M.A.L. Leite^{78c}, C.E. Leitgeb⁴⁴, R. Leitner¹³⁹, K.J.C. Leney⁴⁰, T. Lenz²², S. Leone^{69a}, C. Leonidopoulos⁴⁸, A. Leopold¹³², C. Leroy¹⁰⁷, R. Les¹⁰⁴, C.G. Lester³⁰, M. Levchenko¹³⁴, J. Levêque⁴, D. Levin¹⁰³, L.J. Levinson¹⁷⁶, D.J. Lewis¹⁹, B. Li^{13b},

B. Li^{58b}, C. Li^{58a}, C-Q. Li^{58c,58d}, H. Li^{58a}, H. Li^{58b}, H. Li^{58b}, J. Li^{58c}, K. Li¹⁴⁵, L. Li^{58c}, M. Li^{13a,13d},
 Q.Y. Li^{58a}, S. Li^{58d,58c,c}, T. Li^{58b}, X. Li⁴⁴, Y. Li⁴⁴, Z. Li^{58b}, Z. Li¹³¹, Z. Li¹⁰¹, Z. Li⁸⁸, Z. Liang^{13a},
 M. Liberatore⁴⁴, B. Liberti^{71a}, K. Lie^{60c}, J. Lieber Marin^{78b}, K. Lin¹⁰⁴, R.A. Linck⁶³, R.E. Lindley⁶,
 J.H. Lindon², A. Linss⁴⁴, E. Lipeles¹³³, A. Lipniacka¹⁵, T.M. Liss^{169,ah}, A. Lister¹⁷¹, J.D. Little⁷,
 B. Liu^{13a}, B.X. Liu¹⁴⁹, J.B. Liu^{58a}, J.K.K. Liu³⁵, K. Liu^{58d,58c}, M. Liu^{58a}, M.Y. Liu^{58a}, P. Liu^{13a}, X. Liu^{58a},
 Y. Liu⁴⁴, Y. Liu^{13c,13d}, Y.L. Liu¹⁰³, Y.W. Liu^{58a}, M. Livan^{68a,68b}, A. Lleres⁵⁶, J. Llorente Merino¹⁴⁹,
 S.L. Lloyd⁹⁰, E.M. Lobodzinska⁴⁴, P. Loch⁶, S. Loffredo^{71a,71b}, T. Lohse¹⁷, K. Lohwasser¹⁴⁶,
 M. Lokajicek¹³⁷, J.D. Long¹⁶⁹, I. Longarini^{70a,70b}, L. Longo³⁴, R. Longo¹⁶⁹, I. Lopez Paz¹²,
 A. Lopez Solis⁴⁴, J. Lorenz¹¹¹, N. Lorenzo Martinez⁴, A.M. Lory¹¹¹, A. Lösle⁵⁰, X. Lou^{43a,43b}, X. Lou^{13a},
 A. Lounis⁶², J. Love⁵, P.A. Love⁸⁷, J.J. Lozano Bahilo¹⁷⁰, G. Lu^{13a}, M. Lu^{58a}, S. Lu¹³³, Y.J. Lu⁶¹,
 H.J. Lubatti¹⁴⁵, C. Luci^{70a,70b}, F.L. Lucio Alves^{13c}, A. Lucotte⁵⁶, F. Luehring⁶³, I. Luise¹⁵²,
 L. Luminari^{70a}, O. Lundberg¹⁵¹, B. Lund-Jensen¹⁵¹, N.A. Luongo¹²⁸, M.S. Lutz¹⁵⁸, D. Lynn²⁷,
 H. Lyons⁸⁸, R. Lysak¹³⁷, E. Lytken⁹⁴, F. Lyu^{13a}, V. Lyubushkin⁷⁷, T. Lyubushkina⁷⁷, H. Ma²⁷, L.L. Ma^{58b},
 Y. Ma⁹², D.M. Mac Donell¹⁷², G. Maccarrone⁴⁹, C.M. Macdonald¹⁴⁶, J.C. MacDonald¹⁴⁶, R. Madar³⁶,
 W.F. Mader⁴⁶, M. Madugoda Ralalage Don¹²⁶, N. Madysa⁴⁶, J. Maeda⁸⁰, T. Maeno²⁷, M. Maerker⁴⁶,
 V. Magerl⁵⁰, J. Magro^{64a,64c}, D.J. Mahon³⁷, C. Maidantchik^{78b}, A. Maio^{136a,136b,136d}, K. Maj^{81a},
 O. Majersky^{26a}, S. Majewski¹²⁸, N. Makovec⁶², V. Maksimovic¹⁴, B. Malaescu¹³², Pa. Malecki⁸²,
 V.P. Maleev¹³⁴, F. Malek⁵⁶, D. Malito^{39b,39a}, U. Mallik⁷⁵, C. Malone³⁰, S. Maltezos⁹, S. Malyukov⁷⁷,
 J. Mamuzic¹⁷⁰, G. Mancini⁴⁹, J.P. Mandalia⁹⁰, I. Mandić⁸⁹, L. Manhaes de Andrade Filho^{78a},
 I.M. Maniatis¹⁵⁹, M. Manisha¹⁴¹, J. Manjarres Ramos⁴⁶, K.H. Mankinen⁹⁴, A. Mann¹¹¹, A. Manousos⁷⁴,
 B. Mansoulie¹⁴¹, I. Mantos¹⁵⁹, S. Manzoni¹¹⁶, A. Marantis^{159,u}, G. Marchiori¹³², M. Marcisovsky¹³⁷,
 L. Marcoccia^{71a,71b}, C. Marcon⁹⁴, M. Marjanovic¹²⁵, Z. Marshall¹⁶, S. Marti-Garcia¹⁷⁰, T.A. Martin¹⁷⁴,
 V.J. Martin⁴⁸, B. Martin dit Latour¹⁵, L. Martinelli^{70a,70b}, M. Martinez^{12,v}, P. Martinez Agullo¹⁷⁰,
 V.I. Martinez Outschoorn¹⁰⁰, S. Martin-Haugh¹⁴⁰, V.S. Martoiu^{25b}, A.C. Martyniuk⁹², A. Marzin³⁴,
 S.R. Maschek¹¹², L. Masetti⁹⁷, T. Mashimo¹⁶⁰, J. Masik⁹⁸, A.L. Maslennikov^{118b,118a}, L. Massa^{21b},
 P. Massarotti^{67a,67b}, P. Mastrandrea^{69a,69b}, A. Mastroberardino^{39b,39a}, T. Masubuchi¹⁶⁰, D. Matakias²⁷,
 T. Mathisen¹⁶⁸, A. Matic¹¹¹, N. Matsuzawa¹⁶⁰, J. Maurer^{25b}, B. Maček⁸⁹, D.A. Maximov^{118b,118a},
 R. Mazini¹⁵⁵, I. Maznas¹⁵⁹, S.M. Mazza¹⁴², C. Mc Ginn²⁷, J.P. Mc Gowan¹⁰¹, S.P. Mc Kee¹⁰³,
 T.G. McCarthy¹¹², W.P. McCormack¹⁶, E.F. McDonald¹⁰², A.E. McDougall¹¹⁶, J.A. Mcfayden¹⁵³,
 G. Mchedlidze^{156b}, M.A. McKay⁴⁰, K.D. McLean¹⁷², S.J. McMahon¹⁴⁰, P.C. McNamara¹⁰²,
 R.A. McPherson^{172,y}, J.E. Mdhluli^{31g}, Z.A. Meadows¹⁰⁰, S. Meehan³⁴, T. Megy³⁶, S. Mehlhase¹¹¹,
 A. Mehta⁸⁸, B. Meirose⁴¹, D. Melini¹⁵⁷, B.R. Mellado Garcia^{31g}, A.H. Melo⁵¹, F. Meloni⁴⁴, A. Melzer²²,
 E.D. Mendes Gouveia^{136a}, A.M. Mendes Jacques Da Costa¹⁹, H.Y. Meng¹⁶³, L. Meng³⁴, S. Menke¹¹²,
 M. Mentink³⁴, E. Meoni^{39b,39a}, C. Merlassino¹³¹, P. Mermod^{52,*}, L. Merola^{67a,67b}, C. Meroni^{66a},
 G. Merz¹⁰³, O. Meshkov^{110,108}, J.K.R. Meshreki¹⁴⁸, J. Metcalfe⁵, A.S. Mete⁵, C. Meyer⁶³, J-P. Meyer¹⁴¹,
 M. Michetti¹⁷, R.P. Middleton¹⁴⁰, L. Mijović⁴⁸, G. Mikenberg¹⁷⁶, M. Mikestikova¹³⁷, M. Mikuz⁸⁹,
 H. Mildner¹⁴⁶, A. Milic¹⁶³, C.D. Milke⁴⁰, D.W. Miller³⁵, L.S. Miller³², A. Milov¹⁷⁶, D.A. Milstead^{43a,43b},
 T. Min^{13c}, A.A. Minaenko¹¹⁹, I.A. Minashvili^{156b}, L. Mince⁵⁵, A.I. Mincer¹²², B. Mindur^{81a}, M. Mineev⁷⁷,
 Y. Minegishi¹⁶⁰, Y. Mino⁸³, L.M. Mir¹², M. Miralles Lopez¹⁷⁰, M. Mironova¹³¹, T. Mitani¹⁷⁵,
 V.A. Mitsou¹⁷⁰, M. Mittal^{58c}, O. Miu¹⁶³, P.S. Miyagawa⁹⁰, Y. Miyazaki⁸⁵, A. Mizukami⁷⁹,
 J.U. Mjörnmark⁹⁴, T. Mkrtchyan^{59a}, M. Mlynarikova¹¹⁷, T. Moe^{43a,43b}, S. Mobius⁵¹, K. Mochizuki¹⁰⁷,
 P. Moder⁴⁴, P. Mogg¹¹¹, A.F. Mohammed^{13a}, S. Mohapatra³⁷, G. Mokgatitswane^{31g}, B. Mondal¹⁴⁸,
 S. Mondal¹³⁸, K. Mönig⁴⁴, E. Monnier⁹⁹, L. Monsonis Romero¹⁷⁰, A. Montalbano¹⁴⁹,
 J. Montejo Berlingen³⁴, M. Montella¹²⁴, F. Monticelli⁸⁶, N. Morange⁶², A.L. Moreira De Carvalho^{136a},
 M. Moreno Llácer¹⁷⁰, C. Moreno Martinez¹², P. Moretini^{53b}, M. Morgenstern¹⁵⁷, S. Morgenstern¹⁷⁴,
 D. Mori¹⁴⁹, M. Morii⁵⁷, M. Morinaga¹⁶⁰, V. Morisbak¹³⁰, A.K. Morley³⁴, A.P. Morris⁹², L. Morvaj³⁴,
 P. Moschovakos³⁴, B. Moser¹¹⁶, M. Mosidze^{156b}, T. Moskalets⁵⁰, P. Moskvitina¹¹⁵, J. Moss^{29,n},

E.J.W. Moyse¹⁰⁰, S. Muanza⁹⁹, J. Mueller¹³⁵, R. Mueller¹⁸, D. Muenstermann⁸⁷, G.A. Mullier⁹⁴,
 J.J. Mullin¹³³, D.P. Mungo^{66a,66b}, J.L. Munoz Martinez¹², F.J. Munoz Sanchez⁹⁸, M. Murin⁹⁸, P. Murin^{26b},
 W.J. Murray^{174,140}, A. Murrone^{66a,66b}, J.M. Muse¹²⁵, M. Muškinja¹⁶, C. Mwewa²⁷, A.G. Myagkov^{119,ae},
 A.J. Myers⁷, A.A. Myers¹³⁵, G. Myers⁶³, M. Myska¹³⁸, B.P. Nachman¹⁶, O. Nackenhorst⁴⁵, A. Nag Nag⁴⁶,
 K. Nagai¹³¹, K. Nagano⁷⁹, J.L. Nagle²⁷, E. Nagy⁹⁹, A.M. Nairz³⁴, Y. Nakahama¹¹³, K. Nakamura⁷⁹,
 H. Nanjo¹²⁹, F. Napolitano^{59a}, R. Narayan⁴⁰, E.A. Narayanan¹¹⁴, I. Naryshkin¹³⁴, M. Naseri³², C. Nass²²,
 T. Naumann⁴⁴, G. Navarro^{20a}, J. Navarro-Gonzalez¹⁷⁰, R. Nayak¹⁵⁸, P.Y. Nechaeva¹⁰⁸, F. Nechansky⁴⁴,
 T.J. Neep¹⁹, A. Negri^{68a,68b}, M. Negrini^{21b}, C. Nellist¹¹⁵, C. Nelson¹⁰¹, K. Nelson¹⁰³, S. Nemecek¹³⁷,
 M. Nessi^{34,f}, M.S. Neubauer¹⁶⁹, F. Neuhaus⁹⁷, J. Neundorf⁴⁴, R. Newhouse¹⁷¹, P.R. Newman¹⁹,
 C.W. Ng¹³⁵, Y.S. Ng¹⁷, Y.W.Y. Ng¹⁶⁷, B. Ngair^{33e}, H.D.N. Nguyen¹⁰⁷, R.B. Nickerson¹³¹,
 R. Nicolaidou¹⁴¹, D.S. Nielsen³⁸, J. Nielsen¹⁴², M. Niemeyer⁵¹, N. Nikiforou¹⁰, V. Nikolaenko^{119,ae},
 I. Nikolic-Audit¹³², K. Nikolopoulos¹⁹, P. Nilsson²⁷, H.R. Nindhito⁵², A. Nisati^{70a}, N. Nishu², R. Nisius¹¹²,
 T. Nitta¹⁷⁵, T. Nobe¹⁶⁰, D.L. Noel³⁰, Y. Noguchi⁸³, I. Nomidis¹³², M.A. Nomura²⁷, M.B. Norfolk¹⁴⁶,
 R.R.B. Norisam⁹², J. Novak⁸⁹, T. Novak⁴⁴, O. Novgorodova⁴⁶, L. Novotny¹³⁸, R. Novotny¹¹⁴, L. Nozka¹²⁷,
 K. Ntekas¹⁶⁷, E. Nurse⁹², F.G. Oakham^{32,ai}, J. Ocariz¹³², A. Ochi⁸⁰, I. Ochoa^{136a}, J.P. Ochoa-Ricoux^{143a},
 S. Oda⁸⁵, S. Odaka⁷⁹, S. Oerdek¹⁶⁸, A. Ogrodnik^{81a}, A. Oh⁹⁸, C.C. Ohm¹⁵¹, H. Oide¹⁶¹, R. Oishi¹⁶⁰,
 M.L. Ojeda⁴⁴, Y. Okazaki⁸³, M.W. O'Keefe⁸⁸, Y. Okumura¹⁶⁰, A. Olariu^{25b}, L.F. Oleiro Seabra^{136a},
 S.A. Olivares Pino^{143e}, D. Oliveira Damazio²⁷, D. Oliveira Goncalves^{78a}, J.L. Oliver¹⁶⁷, M.J.R. Olsson¹⁶⁷,
 A. Olszewski⁸², J. Olszowska⁸², Ö.O. Öncel²², D.C. O'Neil¹⁴⁹, A.P. O'Neill¹³¹, A. Onofre^{136a,136e},
 P.U.E. Onyisi¹⁰, R.G. Oreamuno Madriz¹¹⁷, M.J. Oreglia³⁵, G.E. Orellana⁸⁶, D. Orestano^{72a,72b},
 N. Orlando¹², R.S. Orr¹⁶³, V. O'Shea⁵⁵, R. Ospanov^{58a}, G. Otero y Garzon²⁸, H. Otono⁸⁵, P.S. Ott^{59a},
 G.J. Ottino¹⁶, M. Ouchrif^{33d}, J. Ouellette²⁷, F. Ould-Saada¹³⁰, A. Ouraou^{141,*}, Q. Ouyang^{13a}, M. Owen⁵⁵,
 R.E. Owen¹⁴⁰, K.Y. Oyulmaz^{11c}, V.E. Ozcan^{11c}, N. Ozturk⁷, S. Ozturk^{11c}, J. Pacalt¹²⁷, H.A. Pacey³⁰,
 K. Pachal⁴⁷, A. Pacheco Pages¹², C. Padilla Aranda¹², S. Pagan Griso¹⁶, G. Palacino⁶³, S. Palazzo⁴⁸,
 S. Palestini³⁴, M. Palka^{81b}, P. Palni^{81a}, D.K. Panchal¹⁰, C.E. Pandini⁵², J.G. Panduro Vazquez⁹¹, P. Pani⁴⁴,
 G. Panizzo^{64a,64c}, L. Paolozzi⁵², C. Papadatos¹⁰⁷, S. Parajuli⁴⁰, A. Paramonov⁵, C. Paraskevopoulos⁹,
 D. Paredes Hernandez^{60b}, S.R. Paredes Saenz¹³¹, B. Parida¹⁷⁶, T.H. Park¹⁶³, A.J. Parker²⁹, M.A. Parker³⁰,
 F. Parodi^{53b,53a}, E.W. Parrish¹¹⁷, J.A. Parsons³⁷, U. Parzefall⁵⁰, L. Pascual Dominguez¹⁵⁸, V.R. Pascuzzi¹⁶,
 F. Pasquali¹¹⁶, E. Pasqualucci^{70a}, S. Passaggio^{53b}, F. Pastore⁹¹, P. Pasuwan^{43a,43b}, J.R. Pater⁹⁸,
 A. Pathak¹⁷⁷, J. Patton⁸⁸, T. Pauly³⁴, J. Pearkes¹⁵⁰, M. Pedersen¹³⁰, L. Pedraza Diaz¹¹⁵, R. Pedro^{136a},
 T. Peiffer⁵¹, S.V. Peleganchuk^{118b,118a}, O. Penc¹³⁷, C. Peng^{60b}, H. Peng^{58a}, M. Penzin¹⁶², B.S. Peralva^{78a},
 A.P. Pereira Peixoto^{136a}, L. Pereira Sanchez^{43a,43b}, D.V. Perepelitsa²⁷, E. Perez Codina^{164a}, M. Perganti⁹,
 L. Perini^{66a,66b}, H. Pernegger³⁴, S. Perrella³⁴, A. Perrevoort¹¹⁶, K. Peters⁴⁴, R.F.Y. Peters⁹⁸,
 B.A. Petersen³⁴, T.C. Petersen³⁸, E. Petit⁹⁹, V. Petousis¹³⁸, C. Petridou¹⁵⁹, P. Petroff⁶², F. Petrucci^{72a,72b},
 M. Pettee¹⁷⁹, N.E. Pettersson³⁴, K. Petukhova¹³⁹, A. Peyaud¹⁴¹, R. Pezoa^{143f}, L. Pezzotti³⁴, G. Pezzullo¹⁷⁹,
 T. Pham¹⁰², P.W. Phillips¹⁴⁰, M.W. Phipps¹⁶⁹, G. Piacquadio¹⁵², E. Pianori¹⁶, F. Piazza^{66a,66b},
 A. Picazio¹⁰⁰, R. Piegaia²⁸, D. Pietreanu^{25b}, J.E. Pilcher³⁵, A.D. Pilkington⁹⁸, M. Pinamonti^{64a,64c},
 J.L. Pinfeld², C. Pitman Donaldson⁹², D.A. Pizzi³², L. Pizzimento^{71a,71b}, A. Pizzini¹¹⁶, M.-A. Pleier²⁷,
 V. Plesanovs⁵⁰, V. Pleskot¹³⁹, E. Plotnikova⁷⁷, P. Podberezko^{118b,118a}, R. Poettgen⁹⁴, R. Poggi⁵²,
 L. Poggioli¹³², I. Pogrebnyak¹⁰⁴, D. Pohl²², I. Pokharel⁵¹, G. Polesello^{68a}, A. Poley^{149,164a},
 A. Policicchio^{70a,70b}, R. Polifka¹³⁹, A. Polini^{21b}, C.S. Pollard¹³¹, Z.B. Pollock¹²⁴, V. Polychronakos²⁷,
 D. Ponomarenko¹⁰⁹, L. Pontecorvo³⁴, S. Popa^{25a}, G.A. Popeneciu^{25d}, L. Portales⁴,
 D.M. Portillo Quintero^{164a}, S. Pospisil¹³⁸, P. Postolache^{25c}, K. Potamianos¹³¹, I.N. Potrap⁷⁷, C.J. Potter³⁰,
 H. Potti¹, T. Poulsen⁴⁴, J. Poveda¹⁷⁰, T.D. Powell¹⁴⁶, G. Pownall⁴⁴, M.E. Pozo Astigarraga³⁴,
 A. Prades Ibanez¹⁷⁰, P. Pralavorio⁹⁹, M.M. Prapa⁴², S. Prell⁷⁶, D. Price⁹⁸, M. Primavera^{65a},
 M.A. Principe Martin⁹⁶, M.L. Proffitt¹⁴⁵, N. Proklova¹⁰⁹, K. Prokofiev^{60c}, F. Prokoshin⁷⁷,
 S. Protopopescu²⁷, J. Proudfoot⁵, M. Przybycien^{81a}, D. Pudzha¹³⁴, P. Puzo⁶², D. Pyatiizbyantseva¹⁰⁹,

J. Qian¹⁰³, Y. Qin⁹⁸, T. Qiu⁹⁰, A. Quadt⁵¹, M. Queitsch-Maitland³⁴, G. Rabanal Bolanos⁵⁷,
 F. Ragusa^{66a,66b}, G. Rahal⁹⁵, J.A. Raine⁵², S. Rajagopalan²⁷, K. Ran^{13a,13d}, D.F. Rassloff^{59a},
 D.M. Rauch⁴⁴, S. Rave⁹⁷, B. Ravina⁵⁵, I. Ravinovich¹⁷⁶, M. Raymond³⁴, A.L. Read¹³⁰, N.P. Readioff¹⁴⁶,
 D.M. Rebuzzi^{68a,68b}, G. Redlinger²⁷, K. Reeves⁴¹, D. Reikher¹⁵⁸, A. Reiss⁹⁷, A. Rej¹⁴⁸, C. Rembser³⁴,
 A. Renardi⁴⁴, M. Renda^{25b}, M.B. Rendel¹¹², A.G. Rennie⁵⁵, S. Resconi^{66a}, E.D. Resseguie¹⁶, S. Rettie⁹²,
 B. Reynolds¹²⁴, E. Reynolds¹⁹, M. Rezaei Estabragh¹⁷⁸, O.L. Rezanova^{118b,118a}, P. Reznicek¹³⁹,
 E. Ricci^{73a,73b}, R. Richter¹¹², S. Richter⁴⁴, E. Richter-Was^{81b}, M. Ridel¹³², P. Rieck¹¹², P. Riedler³⁴,
 O. Rifki⁴⁴, M. Rijssenbeek¹⁵², A. Rimoldi^{68a,68b}, M. Rimoldi⁴⁴, L. Rinaldi^{21b,21a}, T.T. Rinn¹⁶⁹,
 M.P. Rinnagel¹¹¹, G. Ripellino¹⁵¹, I. Riu¹², P. Rivadeneira⁴⁴, J.C. Rivera Vergara¹⁷², F. Rizatdinova¹²⁶,
 E. Rizvi⁹⁰, C. Rizzi⁵², B.A. Roberts¹⁷⁴, S.H. Robertson^{101,y}, M. Robin⁴⁴, D. Robinson³⁰,
 C.M. Robles Gajardo^{143f}, M. Robles Manzano⁹⁷, A. Robson⁵⁵, A. Rocchi^{71a,71b}, C. Roda^{69a,69b},
 S. Rodriguez Bosca^{59a}, A. Rodriguez Rodriguez⁵⁰, A.M. Rodríguez Vera^{164b}, S. Roe³⁴, A.R. Roepe¹²⁵,
 J. Roggel¹⁷⁸, O. Røhne¹³⁰, R.A. Rojas^{143f}, B. Roland⁵⁰, C.P.A. Roland⁶³, J. Roloff²⁷, A. Romaniouk¹⁰⁹,
 M. Romano^{21b}, A.C. Romero Hernandez¹⁶⁹, N. Rompotis⁸⁸, M. Ronzani¹²², L. Roos¹³², S. Rosati^{70a},
 B.J. Rosser¹³³, E. Rossi¹⁶³, E. Rossi⁴, E. Rossi^{67a,67b}, L.P. Rossi^{53b}, L. Rossini⁴⁴, R. Rosten¹²⁴,
 M. Rotaru^{25b}, B. Rottler⁵⁰, D. Rousseau⁶², D. Rousso³⁰, G. Rovelli^{68a,68b}, A. Roy¹⁰, A. Rozanov⁹⁹,
 Y. Rozen¹⁵⁷, X. Ruan^{31g}, A.J. Ruby⁸⁸, T.A. Ruggeri¹, F. Rühr⁵⁰, A. Ruiz-Martinez¹⁷⁰, A. Rummler³⁴,
 Z. Rurikova⁵⁰, N.A. Rusakovich⁷⁷, H.L. Russell³⁴, L. Rustige³⁶, J.P. Rutherford⁶, E.M. Rüttinger¹⁴⁶,
 M. Rybar¹³⁹, E.B. Rye¹³⁰, A. Ryzhov¹¹⁹, J.A. Sabater Iglesias⁴⁴, P. Sabatini¹⁷⁰, L. Sabetta^{70a,70b},
 H.F.W. Sadrozinski¹⁴², R. Sadykov⁷⁷, F. Safai Tehrani^{70a}, B. Safarzadeh Samani¹⁵³, M. Safdari¹⁵⁰,
 P. Saha¹¹⁷, S. Saha¹⁰¹, M. Sahinsoy¹¹², A. Sahu¹⁷⁸, M. Saimpert¹⁴¹, M. Saito¹⁶⁰, T. Saito¹⁶⁰,
 D. Salamani³⁴, G. Salamanna^{72a,72b}, A. Salnikov¹⁵⁰, J. Salt¹⁷⁰, A. Salvador Salas¹², D. Salvatore^{39b,39a},
 F. Salvatore¹⁵³, A. Salzburger³⁴, D. Sammel⁵⁰, D. Sampsonidis¹⁵⁹, D. Sampsonidou^{58d,58c}, J. Sánchez¹⁷⁰,
 A. Sanchez Pineda⁴, V. Sanchez Sebastian¹⁷⁰, H. Sandaker¹³⁰, C.O. Sander⁴⁴, I.G. Sanderswood⁸⁷,
 J.A. Sandesara¹⁰⁰, M. Sandhoff¹⁷⁸, C. Sandoval^{20b}, D.P.C. Sankey¹⁴⁰, M. Sannino^{53b,53a}, A. Sansoni⁴⁹,
 C. Santoni³⁶, H. Santos^{136a,136b}, S.N. Santpur¹⁶, A. Santra¹⁷⁶, K.A. Saoucha¹⁴⁶, A. Saponov⁷⁷,
 J.G. Saraiva^{136a,136d}, J. Sardain⁹⁹, O. Sasaki⁷⁹, K. Sato¹⁶⁵, C. Sauer^{59b}, F. Sauerburger⁵⁰, E. Sauvan⁴,
 P. Savard^{163,ai}, R. Sawada¹⁶⁰, C. Sawyer¹⁴⁰, L. Sawyer⁹³, I. Sayago Galvan¹⁷⁰, C. Sbarra^{21b},
 A. Sbrizzi^{64a,64c}, T. Scanlon⁹², J. Schaarschmidt¹⁴⁵, P. Schacht¹¹², D. Schaefer³⁵, U. Schäfer⁹⁷,
 A.C. Schaffer⁶², D. Schaile¹¹¹, R.D. Schamberger¹⁵², E. Schanet¹¹¹, C. Scharf¹⁷, N. Scharmberg⁹⁸,
 V.A. Schegelsky¹³⁴, D. Scheirich¹³⁹, F. Schenck¹⁷, M. Schernau¹⁶⁷, C. Schiavi^{53b,53a}, L.K. Schildgen²²,
 Z.M. Schillaci²⁴, E.J. Schioppa^{65a,65b}, M. Schioppa^{39b,39a}, B. Schlag⁹⁷, K.E. Schleicher⁵⁰, S. Schlenker³⁴,
 K. Schmieden⁹⁷, C. Schmitt⁹⁷, S. Schmitt⁴⁴, L. Schoeffel¹⁴¹, A. Schoening^{59b}, P.G. Scholer⁵⁰,
 E. Schopf¹³¹, M. Schott⁹⁷, J. Schovancova³⁴, S. Schramm⁵², F. Schroeder¹⁷⁸, H-C. Schultz-Coulon^{59a},
 M. Schumacher⁵⁰, B.A. Schumm¹⁴², Ph. Schune¹⁴¹, A. Schwartzman¹⁵⁰, T.A. Schwarz¹⁰³,
 Ph. Schwemling¹⁴¹, R. Schwienhorst¹⁰⁴, A. Sciandra¹⁴², G. Sciolla²⁴, F. Scuri^{69a}, F. Scutti¹⁰²,
 C.D. Sebastiani⁸⁸, K. Sedlaczek⁴⁵, P. Seema¹⁷, S.C. Seidel¹¹⁴, A. Seiden¹⁴², B.D. Seidlitz²⁷, T. Seiss³⁵,
 C. Seitz⁴⁴, J.M. Seixas^{78b}, G. Sekhniaidze^{67a}, S.J. Sekula⁴⁰, L.P. Selem⁴, N. Semprini-Cesari^{21b,21a},
 S. Sen⁴⁷, C. Serfon²⁷, L. Serin⁶², L. Serkin^{64a,64b}, M. Sessa^{72a,72b}, H. Severini¹²⁵, S. Sevova¹⁵⁰,
 F. Sforza^{53b,53a}, A. Sfyrla⁵², E. Shabalina⁵¹, R. Shaheen¹⁵¹, J.D. Shahinian¹³³, N.W. Shaikh^{43a,43b},
 D. Shaked Renous¹⁷⁶, L.Y. Shan^{13a}, M. Shapiro¹⁶, A. Sharma³⁴, A.S. Sharma¹, S. Sharma⁴⁴,
 P.B. Shatalov¹²⁰, K. Shaw¹⁵³, S.M. Shaw⁹⁸, P. Sherwood⁹², L. Shi⁹², C.O. Shimmin¹⁷⁹, Y. Shimogama¹⁷⁵,
 J.D. Shinner⁹¹, I.P.J. Shipsey¹³¹, S. Shirabe⁵², M. Shiyakova⁷⁷, J. Shlomi¹⁷⁶, M.J. Shochet³⁵, J. Shojaii¹⁰²,
 D.R. Shope¹⁵¹, S. Shrestha¹²⁴, E.M. Shrif^{31g}, M.J. Shroff¹⁷², E. Shulga¹⁷⁶, P. Sicho¹³⁷, A.M. Sickles¹⁶⁹,
 E. Sideras Haddad^{31g}, O. Sidiropoulou³⁴, A. Sidoti^{21b}, F. Siegert⁴⁶, Dj. Sijacki¹⁴, J.M. Silva¹⁹,
 M.V. Silva Oliveira³⁴, S.B. Silverstein^{43a}, S. Simion⁶², R. Simoniello³⁴, S. Simsek^{11b}, P. Sinervo¹⁶³,
 V. Sinetckii¹¹⁰, S. Singh¹⁴⁹, S. Singh¹⁶³, S. Sinha⁴⁴, S. Sinha^{31g}, M. Sioli^{21b,21a}, I. Siral¹²⁸,

S. Yu. Sivoklokov¹¹⁰, J. Sjölin^{43a,43b}, A. Skaf⁵¹, E. Skorda⁹⁴, P. Skubic¹²⁵, M. Slawinska⁸², K. Sliwa¹⁶⁶, V. Smakhtin¹⁷⁶, B.H. Smart¹⁴⁰, J. Smiesko¹³⁹, S.Yu. Smirnov¹⁰⁹, Y. Smirnov¹⁰⁹, L.N. Smirnova^{110,r}, O. Smirnova⁹⁴, E.A. Smith³⁵, H.A. Smith¹³¹, M. Smizanska⁸⁷, K. Smolek¹³⁸, A. Smykiewicz⁸², A.A. Snesarev¹⁰⁸, H.L. Snoek¹¹⁶, S. Snyder²⁷, R. Sobie^{172,y}, A. Soffer¹⁵⁸, F. Sohns⁵¹, C.A. Solans Sanchez³⁴, E.Yu. Soldatov¹⁰⁹, U. Soldevila¹⁷⁰, A.A. Solodkov¹¹⁹, S. Solomon⁵⁰, A. Soloshenko⁷⁷, O.V. Solovyanov¹¹⁹, V. Solovyev¹³⁴, P. Sommer¹⁴⁶, H. Son¹⁶⁶, A. Sonay¹², W.Y. Song^{164b}, A. Sopczak¹³⁸, A.L. Sopio⁹², F. Sopkova^{26b}, S. Sottocornola^{68a,68b}, R. Soualah^{64a,64c}, A.M. Soukharev^{118b,118a}, Z. Soumami^{33e}, D. South⁴⁴, S. Spagnolo^{65a,65b}, M. Spalla¹¹², M. Spangenberg¹⁷⁴, F. Spanò⁹¹, D. Sperlich⁵⁰, T.M. Spieker^{59a}, G. Spigo³⁴, M. Spina¹⁵³, D.P. Spiteri⁵⁵, M. Spousta¹³⁹, A. Stabile^{66a,66b}, B.L. Stamas¹¹⁷, R. Stamen^{59a}, M. Stamenkovic¹¹⁶, A. Stampekis¹⁹, M. Standke²², E. Stanecka⁸², B. Stanislaus³⁴, M.M. Stanitzki⁴⁴, M. Stankaityte¹³¹, B. Stapi⁴⁴, E.A. Starchenko¹¹⁹, G.H. Stark¹⁴², J. Stark⁹⁹, D.M. Starke^{164b}, P. Staroba¹³⁷, P. Starovoitov^{59a}, S. Stärz¹⁰¹, R. Staszewski⁸², G. Stavropoulos⁴², P. Steinberg²⁷, A.L. Steinhebel¹²⁸, B. Stelzer^{149,164a}, H.J. Stelzer¹³⁵, O. Stelzer-Chilton^{164a}, H. Stenzel⁵⁴, T.J. Stevenson¹⁵³, G.A. Stewart³⁴, M.C. Stockton³⁴, G. Stoicea^{25b}, M. Stolarski^{136a}, S. Stonjek¹¹², A. Straessner⁴⁶, J. Strandberg¹⁵¹, S. Strandberg^{43a,43b}, M. Strauss¹²⁵, T. Strebler⁹⁹, P. Strizenc^{26b}, R. Ströhmer¹⁷³, D.M. Strom¹²⁸, L.R. Strom⁴⁴, R. Stroynowski⁴⁰, A. Strubig^{43a,43b}, S.A. Stucci²⁷, B. Stugu¹⁵, J. Stupak¹²⁵, N.A. Styles⁴⁴, D. Su¹⁵⁰, S. Su^{58a}, W. Su^{58d,145,58c}, X. Su^{58a}, K. Sugizaki¹⁶⁰, V.V. Sulin¹⁰⁸, M.J. Sullivan⁸⁸, D.M.S. Sultan⁵², S. Sultansoy^{3c}, T. Sumida⁸³, S. Sun¹⁰³, S. Sun¹⁷⁷, X. Sun⁹⁸, O. Sunneborn Gudnadottir¹⁶⁸, C.J.E. Suster¹⁵⁴, M.R. Sutton¹⁵³, M. Svatos¹³⁷, M. Swiatlowski^{164a}, T. Swirski¹⁷³, I. Sykora^{26a}, M. Sykora¹³⁹, T. Sykora¹³⁹, D. Ta⁹⁷, K. Tackmann^{44,w}, A. Taffard¹⁶⁷, R. Tafirout^{164a}, R.H.M. Taibah¹³², R. Takashima⁸⁴, K. Takeda⁸⁰, T. Takeshita¹⁴⁷, E.P. Takeva⁴⁸, Y. Takubo⁷⁹, M. Talby⁹⁹, A.A. Talyshev^{118b,118a}, K.C. Tam^{60b}, N.M. Tamir¹⁵⁸, A. Tanaka¹⁶⁰, J. Tanaka¹⁶⁰, R. Tanaka⁶², J. Tang^{58c}, Z. Tao¹⁷¹, S. Tapia Araya⁷⁶, S. Tapprogge⁹⁷, A. Tarek Abouelfadl Mohamed¹⁰⁴, S. Tarem¹⁵⁷, K. Tariq^{58b}, G. Tarna^{25b}, G.F. Tartarelli^{66a}, P. Tas¹³⁹, M. Tasevsky¹³⁷, E. Tassi^{39b,39a}, G. Tateno¹⁶⁰, Y. Tayalati^{33e}, G.N. Taylor¹⁰², W. Taylor^{164b}, H. Teagle⁸⁸, A.S. Tee¹⁷⁷, R. Teixeira De Lima¹⁵⁰, P. Teixeira-Dias⁹¹, H. Ten Kate³⁴, J.J. Teoh¹¹⁶, K. Terashi¹⁶⁰, J. Terron⁹⁶, S. Terzo¹², M. Testa⁴⁹, R.J. Teuscher^{163,y}, N. Themistokleous⁴⁸, T. Thevenaux-Pelzer¹⁷, O. Thielmann¹⁷⁸, D.W. Thomas⁹¹, J.P. Thomas¹⁹, E.A. Thompson⁴⁴, P.D. Thompson¹⁹, E. Thomson¹³³, E.J. Thorpe⁹⁰, Y. Tian⁵¹, V.O. Tikhomirov^{108,af}, Yu.A. Tikhonov^{118b,118a}, S. Timoshenko¹⁰⁹, P. Tipton¹⁷⁹, S. Tisserant⁹⁹, S.H. Tlou^{31g}, A. Tnourji³⁶, K. Todome^{21b,21a}, S. Todorova-Nova¹³⁹, S. Todt⁴⁶, M. Togawa⁷⁹, J. Tojo⁸⁵, S. Tokár^{26a}, K. Tokushuku⁷⁹, E. Tolley¹²⁴, R. Tombs³⁰, M. Tomoto^{79,113}, L. Tompkins¹⁵⁰, P. Tornambe¹⁰⁰, E. Torrence¹²⁸, H. Torres⁴⁶, E. Torró Pastor¹⁷⁰, M. Toscani²⁸, C. Toscirì³⁵, J. Toth^{99,x}, D.R. Tovey¹⁴⁶, A. Traet¹⁵, C.J. Treado¹²², T. Trefzger¹⁷³, A. Tricoli²⁷, I.M. Trigger^{164a}, S. Trincaz-Duvoid¹³², D.A. Trischuk¹⁷¹, W. Trischuk¹⁶³, B. Trocmé⁵⁶, A. Trofymov⁶², C. Troncon^{66a}, F. Trovato¹⁵³, L. Truong^{31c}, M. Trzebinski⁸², A. Trzupek⁸², F. Tsai¹⁵², A. Tsiamis¹⁵⁹, P.V. Tsiareshka^{105,ad}, A. Tsirigotis^{159,u}, V. Tsiskaridze¹⁵², E.G. Tskhadadze^{156a}, M. Tsopoulou¹⁵⁹, I.I. Tsukerman¹²⁰, V. Tsulaia¹⁶, S. Tsuno⁷⁹, O. Tsur¹⁵⁷, D. Tsybychev¹⁵², Y. Tu^{60b}, A. Tudorache^{25b}, V. Tudorache^{25b}, A.N. Tuna³⁴, S. Turchikhin⁷⁷, I. Turk Cakir^{3a}, R.J. Turner¹⁹, R. Turra^{66a}, P.M. Tuts³⁷, S. Tzamarias¹⁵⁹, P. Tzani⁹, E. Tzovara⁹⁷, K. Uchida¹⁶⁰, F. Ukegawa¹⁶⁵, G. Unal³⁴, M. Unal¹⁰, A. Undrus²⁷, G. Unel¹⁶⁷, F.C. Ungaro¹⁰², K. Uno¹⁶⁰, J. Urban^{26b}, P. Urquijo¹⁰², G. Usai⁷, R. Ushioda¹⁶¹, M. Usman¹⁰⁷, Z. Uysal^{11d}, V. Vacek¹³⁸, B. Vachon¹⁰¹, K.O.H. Vadla¹³⁰, T. Vafeiadis³⁴, C. Valderanis¹¹¹, E. Valdes Santurio^{43a,43b}, M. Valente^{164a}, S. Valentini^{21b,21a}, A. Valero¹⁷⁰, L. Valéry⁴⁴, R.A. Vallance¹⁹, A. Vallier⁹⁹, J.A. Valls Ferrer¹⁷⁰, T.R. Van Daalen¹⁴⁵, P. Van Gemmeren⁵, S. Van Stroud⁹², I. Van Vulpen¹¹⁶, M. Vanadia^{71a,71b}, W. Vandelli³⁴, M. Vandenbroucke¹⁴¹, E.R. Vandewall¹²⁶, D. Vannicola¹⁵⁸, L. Vannoli^{53b,53a}, R. Vari^{70a}, E.W. Varnes⁶, C. Varni¹⁶, T. Varol¹⁵⁵, D. Varouchas⁶², K.E. Varvell¹⁵⁴, M.E. Vasile^{25b}, L. Vaslin³⁶, G.A. Vasquez¹⁷², F. Vazeille³⁶, D. Vazquez Furelos¹², T. Vazquez Schroeder³⁴, J. Veatch⁵¹, V. Vecchio⁹⁸, M.J. Veen¹¹⁶, I. Veliscek¹³¹, L.M. Veloce¹⁶³,

F. Veloso^{136a,136c}, S. Veneziano^{70a}, A. Ventura^{65a,65b}, A. Verbytskyi¹¹², M. Verducci^{69a,69b}, C. Vergis²², M. Verissimo De Araujo^{78b}, W. Verkerke¹¹⁶, A.T. Vermeulen¹¹⁶, J.C. Vermeulen¹¹⁶, C. Vernieri¹⁵⁰, P.J. Verschuuren⁹¹, M. Vessella¹⁰⁰, M.L. Vesterbacka¹²², M.C. Vetterli^{149,ai}, A. Vgenopoulos¹⁵⁹, N. Viaux Maira^{143f}, T. Vickey¹⁴⁶, O.E. Vickey Boeriu¹⁴⁶, G.H.A. Viehhauser¹³¹, L. Vigani^{59b}, M. Villa^{21b,21a}, M. Villaplana Perez¹⁷⁰, E.M. Villhauer⁴⁸, E. Vilucchi⁴⁹, M.G. Vinciter³², G.S. Virdee¹⁹, A. Vishwakarma⁴⁸, C. Vittori^{21b,21a}, I. Vivarelli¹⁵³, V. Vladimirov¹⁷⁴, E. Voevodina¹¹², M. Vogel¹⁷⁸, P. Vokac¹³⁸, J. Von Ahnen⁴⁴, E. Von Toerne²², V. Vorobel¹³⁹, K. Vorobev¹⁰⁹, M. Vos¹⁷⁰, J.H. Vossebeld⁸⁸, M. Vozak⁹⁸, L. Vozdecky⁹⁰, N. Vranjes¹⁴, M. Vranjes Milosavljevic¹⁴, V. Vrba^{138,*}, M. Vreeswijk¹¹⁶, N.K. Vu⁹⁹, R. Vuillermet³⁴, O.V. Vujanovic⁹⁷, I. Vukotic³⁵, S. Wada¹⁶⁵, C. Wagner¹⁰⁰, W. Wagner¹⁷⁸, S. Wahdan¹⁷⁸, H. Wahlberg⁸⁶, R. Wakasa¹⁶⁵, M. Wakida¹¹³, V.M. Walbrecht¹¹², J. Walder¹⁴⁰, R. Walker¹¹¹, S.D. Walker⁹¹, W. Walkowiak¹⁴⁸, A.M. Wang⁵⁷, A.Z. Wang¹⁷⁷, C. Wang^{58a}, C. Wang^{58c}, H. Wang¹⁶, J. Wang^{60a}, P. Wang⁴⁰, R.-J. Wang⁹⁷, R. Wang⁵⁷, R. Wang¹¹⁷, S.M. Wang¹⁵⁵, S. Wang^{58b}, T. Wang^{58a}, W.T. Wang⁷⁵, W.X. Wang^{58a}, X. Wang^{13c}, X. Wang¹⁶⁹, Y. Wang^{58a}, Z. Wang¹⁰³, C. Wanotayaroj³⁴, A. Warburton¹⁰¹, C.P. Ward³⁰, R.J. Ward¹⁹, N. Warrack⁵⁵, A.T. Watson¹⁹, M.F. Watson¹⁹, G. Watts¹⁴⁵, B.M. Waugh⁹², A.F. Webb¹⁰, C. Weber²⁷, M.S. Weber¹⁸, S.A. Weber³², S.M. Weber^{59a}, C. Wei^{58a}, Y. Wei¹³¹, A.R. Weidberg¹³¹, J. Weingarten⁴⁵, M. Weirich⁹⁷, C. Weiser⁵⁰, T. Wenaus²⁷, B. Wendland⁴⁵, T. Wengler³⁴, S. Wenig³⁴, N. Wermes²², M. Wessels^{59a}, K. Whalen¹²⁸, A.M. Wharton⁸⁷, A.S. White⁵⁷, A. White⁷, M.J. White¹, D. Whiteson¹⁶⁷, L. Wickremasinghe¹²⁹, W. Wiedenmann¹⁷⁷, C. Wiel⁴⁶, M. Wielers¹⁴⁰, N. Wieseotte⁹⁷, C. Wiglesworth³⁸, L.A.M. Wiik-Fuchs⁵⁰, D.J. Wilbern¹²⁵, H.G. Wilkens³⁴, L.J. Wilkins⁹¹, D.M. Williams³⁷, H.H. Williams¹³³, S. Williams³⁰, S. Willocq¹⁰⁰, P.J. Windischhofer¹³¹, I. Wingerter-Seez⁴, F. Winklmeier¹²⁸, B.T. Winter⁵⁰, M. Wittgen¹⁵⁰, M. Wobisch⁹³, A. Wolf⁹⁷, R. Wölker¹³¹, J. Wollrath¹⁶⁷, M.W. Wolter⁸², H. Wolters^{136a,136c}, V.W.S. Wong¹⁷¹, A.F. Wongel⁴⁴, S.D. Worm⁴⁴, B.K. Wosiek⁸², K.W. Woźniak⁸², K. Wraight⁵⁵, J. Wu^{13a,13d}, S.L. Wu¹⁷⁷, X. Wu⁵², Y. Wu^{58a}, Z. Wu^{141,58a}, J. Wuerzinger¹³¹, T.R. Wyatt⁹⁸, B.M. Wynne⁴⁸, S. Xella³⁸, M. Xia^{13b}, J. Xiang^{60c}, X. Xiao¹⁰³, M. Xie^{58a}, X. Xie^{58a}, I. Xiotidis¹⁵³, D. Xu^{13a}, H. Xu^{58a}, H. Xu^{58a}, L. Xu^{58a}, R. Xu¹³³, T. Xu^{58a}, W. Xu¹⁰³, Y. Xu^{13b}, Z. Xu^{58b}, Z. Xu¹⁵⁰, B. Yabsley¹⁵⁴, S. Yacoob^{31a}, N. Yamaguchi⁸⁵, Y. Yamaguchi¹⁶¹, M. Yamatani¹⁶⁰, H. Yamauchi¹⁶⁵, T. Yamazaki¹⁶, Y. Yamazaki⁸⁰, J. Yan^{58c}, S. Yan¹³¹, Z. Yan²³, H.J. Yang^{58c,58d}, H.T. Yang¹⁶, S. Yang^{58a}, T. Yang^{60c}, X. Yang^{58a}, X. Yang^{13a}, Y. Yang¹⁶⁰, Z. Yang^{103,58a}, W.-M. Yao¹⁶, Y.C. Yap⁴⁴, H. Ye^{13c}, J. Ye⁴⁰, S. Ye²⁷, I. Yeletsikh⁷⁷, M.R. Yexley⁸⁷, P. Yin³⁷, K. Yorita¹⁷⁵, K. Yoshihara⁷⁶, C.J.S. Young⁵⁰, C. Young¹⁵⁰, R. Yuan^{58b,i}, X. Yue^{59a}, M. Zaazoua^{33e}, B. Zabinski⁸², G. Zacharis⁹, E. Zaid⁴⁸, A.M. Zaitsev^{119,ae}, T. Zakareishvili^{156b}, N. Zakharchuk³², S. Zambito³⁴, D. Zanzi⁵⁰, S.V. Zeiβner⁴⁵, C. Zeitnitz¹⁷⁸, J.C. Zeng¹⁶⁹, D.T. Zenger Jr²⁴, O. Zenin¹¹⁹, T. Ženiš^{26a}, S. Zenz⁹⁰, S. Zerradi^{33a}, D. Zerwas⁶², B. Zhang^{13c}, D.F. Zhang^{13b}, G. Zhang^{13b}, J. Zhang⁵, K. Zhang^{13a}, L. Zhang^{13c}, M. Zhang¹⁶⁹, R. Zhang¹⁷⁷, S. Zhang¹⁰³, X. Zhang^{58c}, X. Zhang^{58b}, Z. Zhang⁶², P. Zhao⁴⁷, Y. Zhao¹⁴², Z. Zhao^{58a}, A. Zhemchugov⁷⁷, Z. Zheng¹⁵⁰, D. Zhong¹⁶⁹, B. Zhou¹⁰³, C. Zhou¹⁷⁷, H. Zhou⁶, N. Zhou^{58c}, Y. Zhou⁶, C.G. Zhu^{58b}, C. Zhu^{13a,13d}, H.L. Zhu^{58a}, H. Zhu^{13a}, J. Zhu¹⁰³, Y. Zhu^{58a}, X. Zhuang^{13a}, K. Zhukov¹⁰⁸, V. Zhulanov^{118b,118a}, D. Zieminska⁶³, N.I. Zimine⁷⁷, S. Zimmermann^{50,*}, J. Zinsser^{59b}, M. Ziolkowski¹⁴⁸, L. Živković¹⁴, A. Zoccoli^{21b,21a}, K. Zoch⁵², T.G. Zorbass¹⁴⁶, O. Zormpa⁴², W. Zou³⁷, L. Zwalinski³⁴.

¹Department of Physics, University of Adelaide, Adelaide; Australia.

²Department of Physics, University of Alberta, Edmonton AB; Canada.

³(^a)Department of Physics, Ankara University, Ankara; (^b)Istanbul Aydin University, Application and Research Center for Advanced Studies, Istanbul; (^c)Division of Physics, TOBB University of Economics and Technology, Ankara; Turkey.

⁴LAPP, Univ. Savoie Mont Blanc, CNRS/IN2P3, Annecy ; France.

⁵High Energy Physics Division, Argonne National Laboratory, Argonne IL; United States of America.

- ⁶Department of Physics, University of Arizona, Tucson AZ; United States of America.
- ⁷Department of Physics, University of Texas at Arlington, Arlington TX; United States of America.
- ⁸Physics Department, National and Kapodistrian University of Athens, Athens; Greece.
- ⁹Physics Department, National Technical University of Athens, Zografou; Greece.
- ¹⁰Department of Physics, University of Texas at Austin, Austin TX; United States of America.
- ¹¹(^a) Bahcesehir University, Faculty of Engineering and Natural Sciences, Istanbul; (^b) Istanbul Bilgi University, Faculty of Engineering and Natural Sciences, Istanbul; (^c) Department of Physics, Bogazici University, Istanbul; (^d) Department of Physics Engineering, Gaziantep University, Gaziantep; (^e) Department of Physics, Istanbul University, Istanbul; (^f) Istinye University, Sariyer, Istanbul; Turkey.
- ¹²Institut de Física d'Altes Energies (IFAE), Barcelona Institute of Science and Technology, Barcelona; Spain.
- ¹³(^a) Institute of High Energy Physics, Chinese Academy of Sciences, Beijing; (^b) Physics Department, Tsinghua University, Beijing; (^c) Department of Physics, Nanjing University, Nanjing; (^d) University of Chinese Academy of Science (UCAS), Beijing; China.
- ¹⁴Institute of Physics, University of Belgrade, Belgrade; Serbia.
- ¹⁵Department for Physics and Technology, University of Bergen, Bergen; Norway.
- ¹⁶Physics Division, Lawrence Berkeley National Laboratory and University of California, Berkeley CA; United States of America.
- ¹⁷Institut für Physik, Humboldt Universität zu Berlin, Berlin; Germany.
- ¹⁸Albert Einstein Center for Fundamental Physics and Laboratory for High Energy Physics, University of Bern, Bern; Switzerland.
- ¹⁹School of Physics and Astronomy, University of Birmingham, Birmingham; United Kingdom.
- ²⁰(^a) Facultad de Ciencias y Centro de Investigaciones, Universidad Antonio Nariño, Bogotá; (^b) Departamento de Física, Universidad Nacional de Colombia, Bogotá; Colombia.
- ²¹(^a) Dipartimento di Fisica e Astronomia A. Righi, Università di Bologna, Bologna; (^b) INFN Sezione di Bologna; Italy.
- ²²Physikalisches Institut, Universität Bonn, Bonn; Germany.
- ²³Department of Physics, Boston University, Boston MA; United States of America.
- ²⁴Department of Physics, Brandeis University, Waltham MA; United States of America.
- ²⁵(^a) Transilvania University of Brasov, Brasov; (^b) Horia Hulubei National Institute of Physics and Nuclear Engineering, Bucharest; (^c) Department of Physics, Alexandru Ioan Cuza University of Iasi, Iasi; (^d) National Institute for Research and Development of Isotopic and Molecular Technologies, Physics Department, Cluj-Napoca; (^e) University Politehnica Bucharest, Bucharest; (^f) West University in Timisoara, Timisoara; Romania.
- ²⁶(^a) Faculty of Mathematics, Physics and Informatics, Comenius University, Bratislava; (^b) Department of Subnuclear Physics, Institute of Experimental Physics of the Slovak Academy of Sciences, Kosice; Slovak Republic.
- ²⁷Physics Department, Brookhaven National Laboratory, Upton NY; United States of America.
- ²⁸Departamento de Física (FCEN) and IFIBA, Universidad de Buenos Aires and CONICET, Buenos Aires; Argentina.
- ²⁹California State University, CA; United States of America.
- ³⁰Cavendish Laboratory, University of Cambridge, Cambridge; United Kingdom.
- ³¹(^a) Department of Physics, University of Cape Town, Cape Town; (^b) iThemba Labs, Western Cape; (^c) Department of Mechanical Engineering Science, University of Johannesburg, Johannesburg; (^d) National Institute of Physics, University of the Philippines Diliman (Philippines); (^e) University of South Africa, Department of Physics, Pretoria; (^f) University of Zululand,

- KwaDlangezwa;^(g) School of Physics, University of the Witwatersrand, Johannesburg; South Africa.
- ³²Department of Physics, Carleton University, Ottawa ON; Canada.
- ³³(^a)Faculté des Sciences Ain Chock, Réseau Universitaire de Physique des Hautes Energies - Université Hassan II, Casablanca;^(b)Faculté des Sciences, Université Ibn-Tofail, Kénitra;^(c)Faculté des Sciences Semlalia, Université Cadi Ayyad, LPHEA-Marrakech;^(d)LPMR, Faculté des Sciences, Université Mohamed Premier, Oujda;^(e)Faculté des sciences, Université Mohammed V, Rabat;^(f)Mohammed VI Polytechnic University, Ben Guerir; Morocco.
- ³⁴CERN, Geneva; Switzerland.
- ³⁵Enrico Fermi Institute, University of Chicago, Chicago IL; United States of America.
- ³⁶LPC, Université Clermont Auvergne, CNRS/IN2P3, Clermont-Ferrand; France.
- ³⁷Nevis Laboratory, Columbia University, Irvington NY; United States of America.
- ³⁸Niels Bohr Institute, University of Copenhagen, Copenhagen; Denmark.
- ³⁹(^a)Dipartimento di Fisica, Università della Calabria, Rende;^(b)INFN Gruppo Collegato di Cosenza, Laboratori Nazionali di Frascati; Italy.
- ⁴⁰Physics Department, Southern Methodist University, Dallas TX; United States of America.
- ⁴¹Physics Department, University of Texas at Dallas, Richardson TX; United States of America.
- ⁴²National Centre for Scientific Research "Demokritos", Agia Paraskevi; Greece.
- ⁴³(^a)Department of Physics, Stockholm University;^(b)Oskar Klein Centre, Stockholm; Sweden.
- ⁴⁴Deutsches Elektronen-Synchrotron DESY, Hamburg and Zeuthen; Germany.
- ⁴⁵Lehrstuhl für Experimentelle Physik IV, Technische Universität Dortmund, Dortmund; Germany.
- ⁴⁶Institut für Kern- und Teilchenphysik, Technische Universität Dresden, Dresden; Germany.
- ⁴⁷Department of Physics, Duke University, Durham NC; United States of America.
- ⁴⁸SUPA - School of Physics and Astronomy, University of Edinburgh, Edinburgh; United Kingdom.
- ⁴⁹INFN e Laboratori Nazionali di Frascati, Frascati; Italy.
- ⁵⁰Physikalisches Institut, Albert-Ludwigs-Universität Freiburg, Freiburg; Germany.
- ⁵¹II. Physikalisches Institut, Georg-August-Universität Göttingen, Göttingen; Germany.
- ⁵²Département de Physique Nucléaire et Corpusculaire, Université de Genève, Genève; Switzerland.
- ⁵³(^a)Dipartimento di Fisica, Università di Genova, Genova;^(b)INFN Sezione di Genova; Italy.
- ⁵⁴II. Physikalisches Institut, Justus-Liebig-Universität Giessen, Giessen; Germany.
- ⁵⁵SUPA - School of Physics and Astronomy, University of Glasgow, Glasgow; United Kingdom.
- ⁵⁶LPSC, Université Grenoble Alpes, CNRS/IN2P3, Grenoble INP, Grenoble; France.
- ⁵⁷Laboratory for Particle Physics and Cosmology, Harvard University, Cambridge MA; United States of America.
- ⁵⁸(^a)Department of Modern Physics and State Key Laboratory of Particle Detection and Electronics, University of Science and Technology of China, Hefei;^(b)Institute of Frontier and Interdisciplinary Science and Key Laboratory of Particle Physics and Particle Irradiation (MOE), Shandong University, Qingdao;^(c)School of Physics and Astronomy, Shanghai Jiao Tong University, Key Laboratory for Particle Astrophysics and Cosmology (MOE), SKLPPC, Shanghai;^(d)Tsung-Dao Lee Institute, Shanghai; China.
- ⁵⁹(^a)Kirchhoff-Institut für Physik, Ruprecht-Karls-Universität Heidelberg, Heidelberg;^(b)Physikalisches Institut, Ruprecht-Karls-Universität Heidelberg, Heidelberg; Germany.
- ⁶⁰(^a)Department of Physics, Chinese University of Hong Kong, Shatin, N.T., Hong Kong;^(b)Department of Physics, University of Hong Kong, Hong Kong;^(c)Department of Physics and Institute for Advanced Study, Hong Kong University of Science and Technology, Clear Water Bay, Kowloon, Hong Kong; China.
- ⁶¹Department of Physics, National Tsing Hua University, Hsinchu; Taiwan.
- ⁶²IJCLab, Université Paris-Saclay, CNRS/IN2P3, 91405, Orsay; France.
- ⁶³Department of Physics, Indiana University, Bloomington IN; United States of America.
- ⁶⁴(^a)INFN Gruppo Collegato di Udine, Sezione di Trieste, Udine;^(b)ICTP, Trieste;^(c)Dipartimento

- Politecnico di Ingegneria e Architettura, Università di Udine, Udine; Italy.
- 65^(a) INFN Sezione di Lecce;^(b) Dipartimento di Matematica e Fisica, Università del Salento, Lecce; Italy.
- 66^(a) INFN Sezione di Milano;^(b) Dipartimento di Fisica, Università di Milano, Milano; Italy.
- 67^(a) INFN Sezione di Napoli;^(b) Dipartimento di Fisica, Università di Napoli, Napoli; Italy.
- 68^(a) INFN Sezione di Pavia;^(b) Dipartimento di Fisica, Università di Pavia, Pavia; Italy.
- 69^(a) INFN Sezione di Pisa;^(b) Dipartimento di Fisica E. Fermi, Università di Pisa, Pisa; Italy.
- 70^(a) INFN Sezione di Roma;^(b) Dipartimento di Fisica, Sapienza Università di Roma, Roma; Italy.
- 71^(a) INFN Sezione di Roma Tor Vergata;^(b) Dipartimento di Fisica, Università di Roma Tor Vergata, Roma; Italy.
- 72^(a) INFN Sezione di Roma Tre;^(b) Dipartimento di Matematica e Fisica, Università Roma Tre, Roma; Italy.
- 73^(a) INFN-TIFPA;^(b) Università degli Studi di Trento, Trento; Italy.
- 74 Institut für Astro- und Teilchenphysik, Leopold-Franzens-Universität, Innsbruck; Austria.
- 75 University of Iowa, Iowa City IA; United States of America.
- 76 Department of Physics and Astronomy, Iowa State University, Ames IA; United States of America.
- 77 Joint Institute for Nuclear Research, Dubna; Russia.
- 78^(a) Departamento de Engenharia Elétrica, Universidade Federal de Juiz de Fora (UFJF), Juiz de Fora;^(b) Universidade Federal do Rio De Janeiro COPPE/EE/IF, Rio de Janeiro;^(c) Instituto de Física, Universidade de São Paulo, São Paulo;^(d) Rio de Janeiro State University, Rio de Janeiro; Brazil.
- 79 KEK, High Energy Accelerator Research Organization, Tsukuba; Japan.
- 80 Graduate School of Science, Kobe University, Kobe; Japan.
- 81^(a) AGH University of Science and Technology, Faculty of Physics and Applied Computer Science, Krakow;^(b) Marian Smoluchowski Institute of Physics, Jagiellonian University, Krakow; Poland.
- 82 Institute of Nuclear Physics Polish Academy of Sciences, Krakow; Poland.
- 83 Faculty of Science, Kyoto University, Kyoto; Japan.
- 84 Kyoto University of Education, Kyoto; Japan.
- 85 Research Center for Advanced Particle Physics and Department of Physics, Kyushu University, Fukuoka ; Japan.
- 86 Instituto de Física La Plata, Universidad Nacional de La Plata and CONICET, La Plata; Argentina.
- 87 Physics Department, Lancaster University, Lancaster; United Kingdom.
- 88 Oliver Lodge Laboratory, University of Liverpool, Liverpool; United Kingdom.
- 89 Department of Experimental Particle Physics, Jožef Stefan Institute and Department of Physics, University of Ljubljana, Ljubljana; Slovenia.
- 90 School of Physics and Astronomy, Queen Mary University of London, London; United Kingdom.
- 91 Department of Physics, Royal Holloway University of London, Egham; United Kingdom.
- 92 Department of Physics and Astronomy, University College London, London; United Kingdom.
- 93 Louisiana Tech University, Ruston LA; United States of America.
- 94 Fysiska institutionen, Lunds universitet, Lund; Sweden.
- 95 Centre de Calcul de l'Institut National de Physique Nucléaire et de Physique des Particules (IN2P3), Villeurbanne; France.
- 96 Departamento de Física Teórica C-15 and CIAFF, Universidad Autónoma de Madrid, Madrid; Spain.
- 97 Institut für Physik, Universität Mainz, Mainz; Germany.
- 98 School of Physics and Astronomy, University of Manchester, Manchester; United Kingdom.
- 99 CPPM, Aix-Marseille Université, CNRS/IN2P3, Marseille; France.
- 100 Department of Physics, University of Massachusetts, Amherst MA; United States of America.
- 101 Department of Physics, McGill University, Montreal QC; Canada.
- 102 School of Physics, University of Melbourne, Victoria; Australia.

- ¹⁰³Department of Physics, University of Michigan, Ann Arbor MI; United States of America.
- ¹⁰⁴Department of Physics and Astronomy, Michigan State University, East Lansing MI; United States of America.
- ¹⁰⁵B.I. Stepanov Institute of Physics, National Academy of Sciences of Belarus, Minsk; Belarus.
- ¹⁰⁶Research Institute for Nuclear Problems of Byelorussian State University, Minsk; Belarus.
- ¹⁰⁷Group of Particle Physics, University of Montreal, Montreal QC; Canada.
- ¹⁰⁸P.N. Lebedev Physical Institute of the Russian Academy of Sciences, Moscow; Russia.
- ¹⁰⁹National Research Nuclear University MEPhI, Moscow; Russia.
- ¹¹⁰D.V. Skobeltsyn Institute of Nuclear Physics, M.V. Lomonosov Moscow State University, Moscow; Russia.
- ¹¹¹Fakultät für Physik, Ludwig-Maximilians-Universität München, München; Germany.
- ¹¹²Max-Planck-Institut für Physik (Werner-Heisenberg-Institut), München; Germany.
- ¹¹³Graduate School of Science and Kobayashi-Maskawa Institute, Nagoya University, Nagoya; Japan.
- ¹¹⁴Department of Physics and Astronomy, University of New Mexico, Albuquerque NM; United States of America.
- ¹¹⁵Institute for Mathematics, Astrophysics and Particle Physics, Radboud University/Nikhef, Nijmegen; Netherlands.
- ¹¹⁶Nikhef National Institute for Subatomic Physics and University of Amsterdam, Amsterdam; Netherlands.
- ¹¹⁷Department of Physics, Northern Illinois University, DeKalb IL; United States of America.
- ¹¹⁸(^a) Budker Institute of Nuclear Physics and NSU, SB RAS, Novosibirsk; (^b) Novosibirsk State University Novosibirsk; Russia.
- ¹¹⁹Institute for High Energy Physics of the National Research Centre Kurchatov Institute, Protvino; Russia.
- ¹²⁰Institute for Theoretical and Experimental Physics named by A.I. Alikhanov of National Research Centre "Kurchatov Institute", Moscow; Russia.
- ¹²¹(^a) New York University Abu Dhabi, Abu Dhabi; (^b) United Arab Emirates University, Al Ain; (^c) University of Sharjah, Sharjah; United Arab Emirates.
- ¹²²Department of Physics, New York University, New York NY; United States of America.
- ¹²³Ochanomizu University, Otsuka, Bunkyo-ku, Tokyo; Japan.
- ¹²⁴Ohio State University, Columbus OH; United States of America.
- ¹²⁵Homer L. Dodge Department of Physics and Astronomy, University of Oklahoma, Norman OK; United States of America.
- ¹²⁶Department of Physics, Oklahoma State University, Stillwater OK; United States of America.
- ¹²⁷Palacký University, Joint Laboratory of Optics, Olomouc; Czech Republic.
- ¹²⁸Institute for Fundamental Science, University of Oregon, Eugene, OR; United States of America.
- ¹²⁹Graduate School of Science, Osaka University, Osaka; Japan.
- ¹³⁰Department of Physics, University of Oslo, Oslo; Norway.
- ¹³¹Department of Physics, Oxford University, Oxford; United Kingdom.
- ¹³²LPNHE, Sorbonne Université, Université de Paris, CNRS/IN2P3, Paris; France.
- ¹³³Department of Physics, University of Pennsylvania, Philadelphia PA; United States of America.
- ¹³⁴Konstantinov Nuclear Physics Institute of National Research Centre "Kurchatov Institute", PNPI, St. Petersburg; Russia.
- ¹³⁵Department of Physics and Astronomy, University of Pittsburgh, Pittsburgh PA; United States of America.
- ¹³⁶(^a) Laboratório de Instrumentação e Física Experimental de Partículas - LIP, Lisboa; (^b) Departamento de Física, Faculdade de Ciências, Universidade de Lisboa, Lisboa; (^c) Departamento de Física, Universidade de Coimbra, Coimbra; (^d) Centro de Física Nuclear da Universidade de Lisboa, Lisboa; (^e) Departamento de

- Física, Universidade do Minho, Braga;^(f) Departamento de Física Teórica y del Cosmos, Universidad de Granada, Granada (Spain);^(g) Dep Física and CEFITEC of Faculdade de Ciências e Tecnologia, Universidade Nova de Lisboa, Caparica;^(h) Instituto Superior Técnico, Universidade de Lisboa, Lisboa; Portugal.
- ¹³⁷Institute of Physics of the Czech Academy of Sciences, Prague; Czech Republic.
- ¹³⁸Czech Technical University in Prague, Prague; Czech Republic.
- ¹³⁹Charles University, Faculty of Mathematics and Physics, Prague; Czech Republic.
- ¹⁴⁰Particle Physics Department, Rutherford Appleton Laboratory, Didcot; United Kingdom.
- ¹⁴¹IRFU, CEA, Université Paris-Saclay, Gif-sur-Yvette; France.
- ¹⁴²Santa Cruz Institute for Particle Physics, University of California Santa Cruz, Santa Cruz CA; United States of America.
- ¹⁴³^(a) Departamento de Física, Pontificia Universidad Católica de Chile, Santiago;^(b) Millennium Institute for Subatomic physics at high energy frontier (SAPHIR), Santiago;^(c) Universidad de la Serena, La Serena;^(d) Universidad Andres Bello, Department of Physics, Santiago;^(e) Instituto de Alta Investigación, Universidad de Tarapacá, Arica;^(f) Departamento de Física, Universidad Técnica Federico Santa María, Valparaíso; Chile.
- ¹⁴⁴Universidade Federal de São João del Rei (UFSJ), São João del Rei; Brazil.
- ¹⁴⁵Department of Physics, University of Washington, Seattle WA; United States of America.
- ¹⁴⁶Department of Physics and Astronomy, University of Sheffield, Sheffield; United Kingdom.
- ¹⁴⁷Department of Physics, Shinshu University, Nagano; Japan.
- ¹⁴⁸Department Physik, Universität Siegen, Siegen; Germany.
- ¹⁴⁹Department of Physics, Simon Fraser University, Burnaby BC; Canada.
- ¹⁵⁰SLAC National Accelerator Laboratory, Stanford CA; United States of America.
- ¹⁵¹Department of Physics, Royal Institute of Technology, Stockholm; Sweden.
- ¹⁵²Departments of Physics and Astronomy, Stony Brook University, Stony Brook NY; United States of America.
- ¹⁵³Department of Physics and Astronomy, University of Sussex, Brighton; United Kingdom.
- ¹⁵⁴School of Physics, University of Sydney, Sydney; Australia.
- ¹⁵⁵Institute of Physics, Academia Sinica, Taipei; Taiwan.
- ¹⁵⁶^(a) E. Andronikashvili Institute of Physics, Iv. Javakhishvili Tbilisi State University, Tbilisi;^(b) High Energy Physics Institute, Tbilisi State University, Tbilisi; Georgia.
- ¹⁵⁷Department of Physics, Technion, Israel Institute of Technology, Haifa; Israel.
- ¹⁵⁸Raymond and Beverly Sackler School of Physics and Astronomy, Tel Aviv University, Tel Aviv; Israel.
- ¹⁵⁹Department of Physics, Aristotle University of Thessaloniki, Thessaloniki; Greece.
- ¹⁶⁰International Center for Elementary Particle Physics and Department of Physics, University of Tokyo, Tokyo; Japan.
- ¹⁶¹Department of Physics, Tokyo Institute of Technology, Tokyo; Japan.
- ¹⁶²Tomsk State University, Tomsk; Russia.
- ¹⁶³Department of Physics, University of Toronto, Toronto ON; Canada.
- ¹⁶⁴^(a) TRIUMF, Vancouver BC;^(b) Department of Physics and Astronomy, York University, Toronto ON; Canada.
- ¹⁶⁵Division of Physics and Tomonaga Center for the History of the Universe, Faculty of Pure and Applied Sciences, University of Tsukuba, Tsukuba; Japan.
- ¹⁶⁶Department of Physics and Astronomy, Tufts University, Medford MA; United States of America.
- ¹⁶⁷Department of Physics and Astronomy, University of California Irvine, Irvine CA; United States of America.
- ¹⁶⁸Department of Physics and Astronomy, University of Uppsala, Uppsala; Sweden.

- ¹⁶⁹Department of Physics, University of Illinois, Urbana IL; United States of America.
- ¹⁷⁰Instituto de Física Corpuscular (IFIC), Centro Mixto Universidad de Valencia - CSIC, Valencia; Spain.
- ¹⁷¹Department of Physics, University of British Columbia, Vancouver BC; Canada.
- ¹⁷²Department of Physics and Astronomy, University of Victoria, Victoria BC; Canada.
- ¹⁷³Fakultät für Physik und Astronomie, Julius-Maximilians-Universität Würzburg, Würzburg; Germany.
- ¹⁷⁴Department of Physics, University of Warwick, Coventry; United Kingdom.
- ¹⁷⁵Waseda University, Tokyo; Japan.
- ¹⁷⁶Department of Particle Physics and Astrophysics, Weizmann Institute of Science, Rehovot; Israel.
- ¹⁷⁷Department of Physics, University of Wisconsin, Madison WI; United States of America.
- ¹⁷⁸Fakultät für Mathematik und Naturwissenschaften, Fachgruppe Physik, Bergische Universität Wuppertal, Wuppertal; Germany.
- ¹⁷⁹Department of Physics, Yale University, New Haven CT; United States of America.
- ^a Also at Borough of Manhattan Community College, City University of New York, New York NY; United States of America.
- ^b Also at Bruno Kessler Foundation, Trento; Italy.
- ^c Also at Center for High Energy Physics, Peking University; China.
- ^d Also at Centro Studi e Ricerche Enrico Fermi, Italy.
- ^e Also at CERN, Geneva; Switzerland.
- ^f Also at Département de Physique Nucléaire et Corpusculaire, Université de Genève, Genève; Switzerland.
- ^g Also at Departament de Física de la Universitat Autònoma de Barcelona, Barcelona; Spain.
- ^h Also at Department of Financial and Management Engineering, University of the Aegean, Chios; Greece.
- ⁱ Also at Department of Physics and Astronomy, Michigan State University, East Lansing MI; United States of America.
- ^j Also at Department of Physics and Astronomy, University of Louisville, Louisville, KY; United States of America.
- ^k Also at Department of Physics, Ben Gurion University of the Negev, Beer Sheva; Israel.
- ^l Also at Department of Physics, California State University, East Bay; United States of America.
- ^m Also at Department of Physics, California State University, Fresno; United States of America.
- ⁿ Also at Department of Physics, California State University, Sacramento; United States of America.
- ^o Also at Department of Physics, King's College London, London; United Kingdom.
- ^p Also at Department of Physics, St. Petersburg State Polytechnical University, St. Petersburg; Russia.
- ^q Also at Department of Physics, University of Fribourg, Fribourg; Switzerland.
- ^r Also at Faculty of Physics, M.V. Lomonosov Moscow State University, Moscow; Russia.
- ^s Also at Faculty of Physics, Sofia University, 'St. Kliment Ohridski', Sofia; Bulgaria.
- ^t Also at Graduate School of Science, Osaka University, Osaka; Japan.
- ^u Also at Hellenic Open University, Patras; Greece.
- ^v Also at Institutio Catalana de Recerca i Estudis Avancats, ICREA, Barcelona; Spain.
- ^w Also at Institut für Experimentalphysik, Universität Hamburg, Hamburg; Germany.
- ^x Also at Institute for Particle and Nuclear Physics, Wigner Research Centre for Physics, Budapest; Hungary.
- ^y Also at Institute of Particle Physics (IPP); Canada.
- ^z Also at Institute of Physics, Azerbaijan Academy of Sciences, Baku; Azerbaijan.
- ^{aa} Also at Institute of Theoretical Physics, Ilia State University, Tbilisi; Georgia.
- ^{ab} Also at Instituto de Física Teórica, IFT-UAM/CSIC, Madrid; Spain.
- ^{ac} Also at Istanbul University, Dept. of Physics, Istanbul; Turkey.
- ^{ad} Also at Joint Institute for Nuclear Research, Dubna; Russia.

ae Also at Moscow Institute of Physics and Technology State University, Dolgoprudny; Russia.

af Also at National Research Nuclear University MEPhI, Moscow; Russia.

ag Also at Physikalisches Institut, Albert-Ludwigs-Universität Freiburg, Freiburg; Germany.

ah Also at The City College of New York, New York NY; United States of America.

ai Also at TRIUMF, Vancouver BC; Canada.

aj Also at Università di Napoli Parthenope, Napoli; Italy.

ak Also at University of Chinese Academy of Sciences (UCAS), Beijing; China.

al Also at Yeditepe University, Physics Department, Istanbul; Turkey.

* Deceased