

WarpDrive: Extremely Fast End-to-End Deep Multi-Agent Reinforcement Learning on a GPU

Tian Lan^{*,1}, Sunil Srinivasa^{*,1}, and Stephan Zheng¹

¹Salesforce Research

September 1, 2021

Abstract

Deep reinforcement learning (RL) is a powerful framework to train decision-making models in complex dynamical environments. However, RL can be slow as it learns through repeated interaction with a simulation of the environment. Accelerating RL requires both algorithmic and engineering innovations. In particular, there are key systems engineering bottlenecks when using RL in complex environments that feature multiple agents or high-dimensional state, observation, or action spaces, for example. We present WarpDrive, a flexible, lightweight, and easy-to-use open-source RL framework that implements end-to-end multi-agent RL on a single GPU (Graphics Processing Unit), building on PyCUDA and PyTorch. Using the extreme parallelization capability of GPUs, WarpDrive enables orders-of-magnitude faster RL compared to common implementations that blend CPU simulations and GPU models. Our design runs simulations and the agents in each simulation in parallel. It eliminates data copying between CPU and GPU. It also uses a single simulation data store on the GPU that is safely updated in-place. Together, this allows the user to run thousands of concurrent multi-agent simulations and train on extremely large batches of experience. For example, WarpDrive yields 2.9 million environment steps/second with 2000 environments and 1000 agents (at least $100\times$ higher throughput compared to a CPU implementation) in a benchmark Tag simulation. WarpDrive provides a lightweight Python interface and environment wrappers to simplify usage and promote flexibility and extensions. As such, WarpDrive provides a framework for building high-throughput RL systems.

*: TL and SS contributed equally. TL and SS designed and developed WarpDrive. TL built the core CUDA library, including the DataManager and FunctionManagers. SS built the environment wrapper and the training pipeline. SS and TL wrote the simulation examples and unit tests. SS and TL ran RL experiments. SZ, SS, and TL drafted the paper. SZ conceived and directed the project. Code is available at <https://www.github.com/salesforce/warp-drive>. We thank Alexander Trott for valuable comments on this paper.

The name *WarpDrive* is inspired by the science fiction concept of a fictional superluminal spacecraft propulsion system. Moreover, at the time of writing, a *warp* is a group of 32 threads that are executing at the same time in (certain) GPUs.

1 Introduction

Deep reinforcement learning (RL) is a powerful learning framework to train AI agents. RL agents have beaten humans at several strategy games (1, 2), trained robotic arms (3), and been used to design economic policies (4, 5).

Improving RL Systems. However, it remains challenging to apply RL in complex simulations that feature multiple agents or high-dimensional state, observation, or action spaces, for example. In particular, multi-agent systems are a frontier for RL research and applications, particularly those with multiple interacting AI agents. They are key to solving many engineering and scientific challenges in economics, self-driving cars, dialogue agents, and robotics, and many other fields.

A central challenge is that RL experiments can take days or even weeks, especially when a large number of agents is trained. The main reason is that, in the online setting, RL requires repeatedly running simulations and training agent models. Moreover, the number of repetitions required to learn can grow exponentially with the complexity of the learning problem. This is most salient in the *model-free* setting, where RL agents often train with zero initial knowledge about the simulation or task at hand. This can lead to prohibitively long real-world training time because deep RL implementations often combine CPU-based simulations with GPU neural network models. RL can be especially inefficient in the multi-agent setting, as CPUs have limited potential to parallelize computations across many agents and simulations, while data transfers between CPU and GPU are inefficient. As such, making RL feasible in complex simulations requires both algorithmic and systems engineering innovations.

Creating Fast RL Pipelines with WarpDrive. To improve the throughput of RL systems, we built WarpDrive, an open-source framework to build extremely fast (multi-agent) deep RL (MADRL) pipelines. WarpDrive runs the full MADRL workflow end-to-end on a single GPU, using a single store of data for simulation roll-outs, inference, and training. This minimizes costly communication and copying, and significantly increases simulation sampling and learning rates. WarpDrive also runs simulations and the agents in each simulation in parallel, capitalizing on the parallelization capabilities of GPUs. Taken together, these design choices enable running thousands of concurrent simulations, each containing thousands of agents, and training on extremely large batches of experience. Our benchmarks show that WarpDrive achieves orders-of-magnitude faster RL compared to common implementations that blend CPU simulations and GPU models. For example, WarpDrive yields at least $100\times$ higher throughput with 2000 simulations and 1000 agents in the Tag simulation.

We also built WarpDrive to be flexible and easy to use and extend, building on and complementing existing libraries, such as PyCUDA and PyTorch. In this initial release, WarpDrive uses simulations with *step* and *reset* methods implemented in CUDA C, using the OpenAI *gym*-API style (6). This enables users to use the full feature set of CUDA programming when implementing simulations. WarpDrive builds on PyCUDA to easily access GPU data and simulation methods written in CUDA C. It also provides a lightweight Python wrapper to automatically

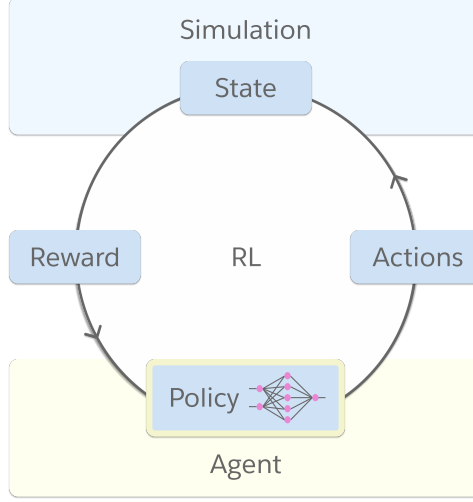


Figure 1: **The reinforcement learning loop for a single agent interacting with a simulation environment.** The agent repeatedly observes a state, receives a reward, and samples actions using its policy model. Given the agent’s action, the simulation environment transitions to the next state. This structure generalizes to multiple agents interacting with the simulation, each agent being part of the environment from the point of view of the other agents.

build gym-style *Environment* objects, implementing the simulation API. As such, WarpDrive allows users to easily create and extend custom RL pipelines that maximize the utility of GPUs.

In this white paper, we outline the design of WarpDrive and show its throughput and scaling performance in benchmark simulations. We conclude with directions for future development.

2 The Reinforcement Learning Problem

To set context, we summarize the RL problem, see (7) for a rich introduction to the subject. RL is formalized as a Markov Decision Process (MDP) and extensions thereof. A multi-agent MDP (or *Markov Game*) formally describes a system of agents, indexed by $i = 1, \dots, N$ that interact with a (simulation) environment. An MDP consists of a state space S , action space A , reward function r , environment dynamics $\mathcal{T}(s_{t+1}|s_t, \mathbf{a}_t)$, and a discount factor γ . Each RL agent uses a *policy model* $\pi_i(a|s)$ to decide which actions to take. The dynamics then move the environment forward, given the actions of the agents. A *roll-out* is a sequence of transitions $\xi = \{(s_t, \mathbf{a}_t, r_t)\}_{t=0, \dots, T}$. Roll-out data represents the *experience* of the RL agents in the simulation. Given roll-outs, the goal of RL is to (jointly) optimize the policies $\boldsymbol{\pi} = (\pi_1, \dots, \pi_N)$ to maximize the discounted expected reward for each agent i :

$$\pi_i^* = \arg \max_{\pi_i} \mathbb{E}_{\boldsymbol{\pi}} \left[\sum_{t=0}^T \gamma^t r_{i,t} \right]. \quad (1)$$

WarpDrive focuses on a *model-free, on-policy* learning approach to this problem. This means that the agents do not explicitly learn a “world model” – a (parametric) model of the transitions \mathcal{T} – and use the same policy model π_i for both exploration (collecting more roll-out data) *and* exploitation (converging towards the optimal policy).

This approach is powerful, since it does not make distributional or parametric assumptions on \mathcal{T} and one can use deep neural networks, which implement rich function classes and can conceivably approximate many types of optimal policies π_i^* well.

However, a downside is that this approach can require a significant amount of roll-out data, especially when applying RL to complex problems. As such, using and developing RL-based solutions benefits significantly from building systems that can achieve high throughput, i.e., collect roll-out data and train policy models as fast as possible.

3 Distributed RL Systems

Distributed computing is a popular approach to scale up RL systems. Distributed RL architectures typically comprise a large number of *roll-out* and *trainer* workers operating in tandem. The roll-out workers repeatedly step through the environment to generate roll-outs in parallel, using the actions sampled from the policy models on the roll-out workers (8–11) or provided by the trainer worker (12). Roll-out workers typically use CPU machines, and occasionally, GPU machines for richer environments. Trainer workers gather the roll-out data (asynchronously) from the workers and optimize the policy models on either CPU or GPU machines. While these architectures are highly scalable, they have several shortcomings.

Expensive Communication. There is constant transfer of data during every iteration between the roll-out and trainer workers - trajectories from the roll-out workers to the trainer, and model parameters (or even just actions) from the trainer back to the roll-out workers, and this becomes very expensive over time.

Poor Utilization. The roll-out and the trainer workers operate on disjoint sets of tasks, which are often not similar in terms of their compute requirements, and this can lead to inefficient resource utilization. Figuring out and fine-tuning the optimal number of roll-out workers to use can become a tedious task in itself.

Slow Simulation. In the context of multi-agent simulations, especially with a large number of agents, running the simulation itself can become the bottleneck, since observations, rewards, and other information needs to be computed for multiple agents. While it’s often possible to parallelize operations across agents, the simulation time only increases with increasing the number of agents.

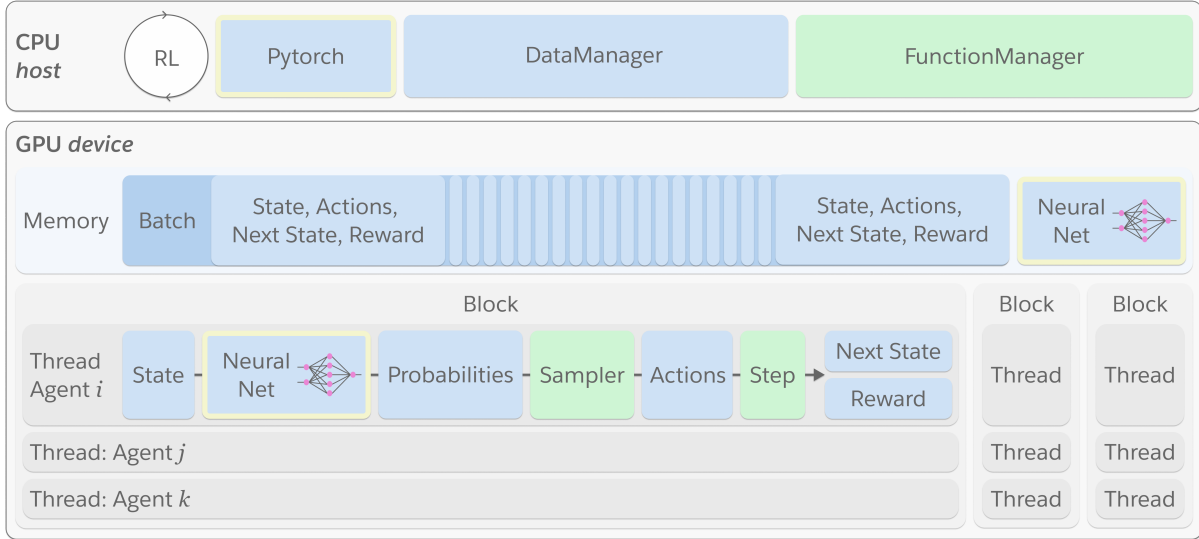


Figure 2: **WarpDrive architecture block diagram.** GPU computations are organized into blocks, each block contains multiple threads. In a basic setup, each block contains an environment, each thread simulates an agent. Blocks can access a shared GPU memory that stores mini-batches of simulation data and neural network policy models. WarpDrive provides a DataManager and FunctionManager to define RL workflows in Python.

Heavy Hardware Requirements. Complex environments or environments with multiple agents often need a lot of compute power, and that requires setting up a large node with multiple processors or even a cluster of several nodes, which is non-trivial.

4 Accelerating RL with WarpDrive

WarpDrive addresses the above challenges in a complementary fashion by enabling you to build RL workflows on a single GPU. WarpDrive provides a framework and quality-of-life tools so you can quickly build fast and flexible multi-agent RL systems. Figure 3 shows a basic use case of WarpDrive. We now give a bottoms-up overview of the design and components of WarpDrive, and describe how they enable extremely fast RL.

CUDA Computations. WarpDrive focuses on CUDA (Compute Unified Device Architecture), a popular platform and programming model that allows users to run programs on (CUDA-enabled) GPU hardware. CUDA programs are also called *compute kernels*. The CUDA API gives direct access to the GPU’s virtual instruction set and parallel computational elements.

A key feature of GPUs is that they can run many computational *threads* in parallel. Threads are organized into *thread blocks*. Additionally, multiple thread blocks are organized into a *grid*

```

env_wrapper = EnvWrapper(TagContinuous(**env_config), num_envs=2000)
policy_tag_to_agent_id_map = {
    "tagger": list(range(num_taggers)),
    "runner": list(range(num_runners)),
}
trainer = Trainer(
    env_wrapper=env_wrapper,
    config=run_config,
    policy_tag_to_agent_id_map=policy_tag_to_agent_id_map,
)
create_and_push_data_placeholders(
    env_wrapper,
    policy_tag_to_agent_id_map,
    training_batch_size_per_env=trainer.training_batch_size_per_env
)
trainer.train()

```

Figure 3: **Example RL code excerpt using WarpDrive.** WarpDrive provides a `Trainer` object and utility functions to simplify building fast and flexible RL workflows. For full details, see <https://www.github.com/salesforce/warp-drive>.

structure. A CUDA kernel can access and define parallel computations for these threads, see Figure 2.

DataManager and FunctionManager. Figure 2 shows a detailed overview of the WarpDrive framework. All CUDA programs running on a GPU need to be triggered via a CPU. Following the CUDA convention, the CPU is referred to as the *host* and the GPU as the *device*. Executing any CUDA program involves three main steps:

1. *Host-to-device transfer (push)*: Copying the input data from host memory to device memory, for instance at the start of training.
2. Loading the CUDA functions to execute and caching data on the GPU for performance.
3. *Device-to-host transfer (pull)*: Copying data from the device memory back to the host, for instance once training finishes.

Following this paradigm, WarpDrive implements two important Python classes (residing on the CPU) to facilitate all the host and device communication and interactions that are relevant to RL. These are the *DataManager* and the *FunctionManager*. The *DataManager* provides a simple API to handle all the data transfers (*push* and *pull*) between the host and the device that are relevant to RL. The *FunctionManager* allows the user to invoke CUDA kernels from the CPU and execute them on the GPU.

The WarpDrive RL Workflow. Using WarpDrive, a typical RL workflow for gathering roll-outs and training on the GPU is as follows:

1. Copy over all the data from the host to the device after the environment object is initialized and reset. The DataManager provides API methods to perform this push operation. The data copied from the host to the device may include environment configuration parameters, data arrays created at the end of the very first reset, as well as placeholders for the observations, actions, rewards and “done” flags. The DataManager also helps maintain a copy of the variables that need to be re-initialized at every reset. After this point, there is no further data push from the host to the device.
2. The FunctionManager provides API methods to initialize and invoke the CUDA C kernel functions required for performing the environment step (and additionally, generating observations and computing rewards) from the host node. These functions execute only on the device, and all the data arrays are modified in-place. Data may be pulled by the host from time to time for visualization or analysis purposes, but all the data can essentially reside on the GPU only during training.
3. WarpDrive also contains a *Sampler* class for sampling actions in order to step through the environment. Actions are sampled using the probabilities computed by the policy models. Our sampler runs in parallel on each agent thread, and runs about 3 times faster than the equivalent PyTorch implementation. See Section 5 for details.
4. Within the GPU, we execute several replicas of the environment in parallel. Each environment runs on a separate thread block. Because a typical GPU has thousands of blocks, we can execute thousands of environments in parallel on just a single GPU.
5. Any environment may reach a terminal state and be “done”. WarpDrive provides an *EnvironmentReset* class designed to automatically identify and reset those environments that are done. At this point, those environments are also reset and given (new) initial data. For example, they may use the initial data arrays that were copied over at the initial reset.
6. Within each environment (running in its own block), each agent in the environment can also execute its own logic on an agent-exclusive thread. Figure 2 shows an example in which agents i , j and k operate in parallel on individual threads i , j and k , respectively. This becomes very useful in the context of multi-agent RL, since we can fully parallelize the agents’ operations, thus the simulation time complexity remains constant even as the number of agents increases (up to the number of available threads).
7. Once roll-out data is gathered from several environments and agents into a training data batch, we can also perform end-to-end training with WarpDrive. Our release includes an example training script and *Trainer* class which currently implements the Advantage Actor Critic (A2C) (13) and the Proximal Policy Optimization (PPO) (14) RL algorithms

and a Fully Connected neural network policy model. The Trainer builds on PyTorch, and calls all CUDA kernels and PyTorch operations (that run on the GPU device) from the CPU host. However, PyTorch can directly access and interpret the WarpDrive data batches (states, actions, rewards and done flags) stored on the device as a `torch.Tensor`. This allows the user to compute losses and modify the model parameters, while eliminating data copying. Given this modular nature of WarpDrive, it is easy to extend it to use alternative RL implementations.

Benefits. These design choices make WarpDrive extremely efficient, for the following reasons:

1. **Minimal Communication.** There is only a one-time data transfer between the host and the device (after the first *reset*), and no required host-to-device communication thereafter. During all the subsequent *step* and *reset* calls, the data arrays are stored exclusively on the GPU and modified in-place. Even though the provided Trainer class can access and modify all the data on the device directly, there is no data copying cost.
2. **Extremely Fast Simulation.** Because each agent only uses a single thread on the GPU, we can simulate millions of agents and/or environments, making this paradigm extremely parallelized and efficient.
3. **Runs on a Single GPU.** Our current release requires only a single GPU and does not require communication between multiple GPU devices. It is an open direction to explore efficient multi-device RL systems.

In all, these design choices enable WarpDrive to achieve extremely high throughput.

Quality-of-Life Tools. WarpDrive provides a complete development and training ecosystem for multi-agent RL on a GPU. At the core, the first version of WarpDrive uses simulations that are implemented using CUDA C, and follow the OpenAI *gym*-style, with *reset* and *step* methods. To facilitate the implementation of new simulations in CUDA C, WarpDrive provides several tools to facilitate development.

- WarpDrive provides an *environment consistency checker* method, to test consistency between Python and CUDA C implementations of the same simulation logic. In particular, it checks whether the observations, actions, and rewards computed at each step are the same.
- WarpDrive also provides a light-weight *environment wrapper* that works in tandem with the DataManager and FunctionManager to automatically build *gym*-style environment objects and run them on the GPU. The environment wrapper follows the *gym* convention.
- WarpDrive provides example *training scripts* and *lightweight training utilities* that implement end-to-end RL training on the GPU.



Figure 4: **Snapshots of the discrete and continuous versions of Tag.** Left: Discrete Tag, with multiple taggers and 1 runner. Right: Continuous Tag, with 5 taggers and multiple runners (100 at the start).

These tools facilitate building new simulations in CUDA. Implementing and testing programs in CUDA C can take longer than in Python, as memory needs to be carefully managed in C programs. This is especially relevant for GPUs, which feature multiple types of memory. To ensure correctness of CUDA C simulations, an effective approach is to implement simulation logic in Python and NumPy first and verify its logical correctness. Next, you can implement the same logic and required data structures in CUDA C. The consistency checker provided by WarpDrive can then be used to ensure the behavior of the Python and CUDA C programs are the same, e.g., produce the same state, observation, or action data.

5 Benchmarks

We use the game of Tag to demonstrate the WarpDrive workflow and benchmark its performance. Our results show that the performance of WarpDrive *scales linearly to thousands of environments and agents*, and yields *orders of magnitude faster RL* compared to CPU implementations.

5.1 The Tag Environment

In Tag, $N_{\text{tag}} \geq 1$ taggers work together to catch $N_{\text{run}} \geq 1$ runners. There are $N = N_{\text{tag}} + N_{\text{run}}$ agents in total. See Figure 4 for a visualization. Runners are tagged once a tagger gets close enough. Each of the N agents learns how to optimally accelerate (or brake) and turn around on a two-dimensional (2D) playing field. Each simulation episode ends after the maximum time steps, or when all runners have been tagged. At the end of an episode, the percentage of runners that were tagged defines how successful the taggers have been. We use a discrete (simple) and continuous version (advanced) of Tag.

1. **Discrete Tag:** agents move on a discrete 2D grid. A single ($N_{\text{run}} = 1$) runner tries to escape from N_{tag} taggers. Every agent can choose to move up, down, left, right by one

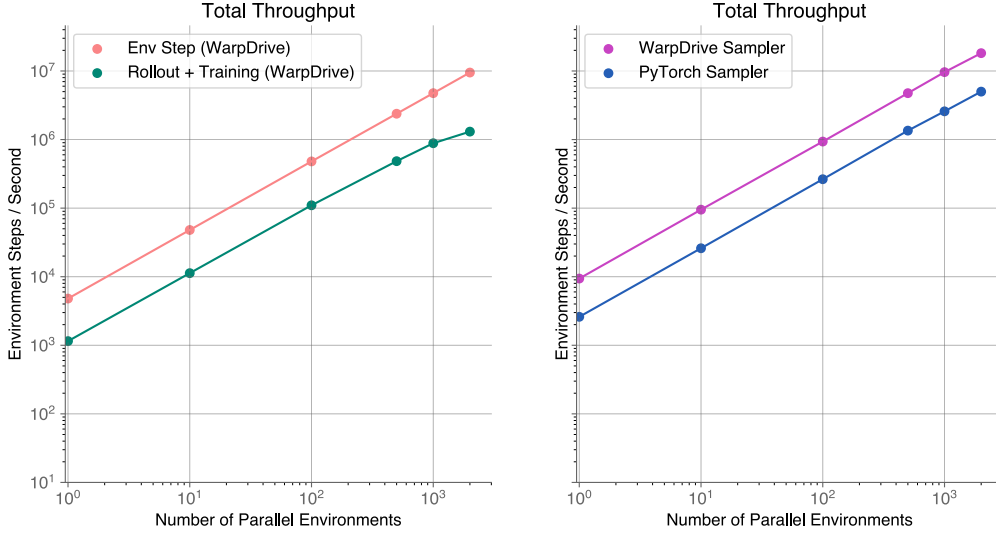


Figure 5: **WarpDrive performance in the discrete version of Tag for increasing numbers of parallel environments.** Each environment has 5 agents. Left: Environment steps and end-to-end iterations (rollout + training) per second scale almost linearly. Right: Sampling is $3.6\times$ faster than PyTorch.

cell, or to not move. The agents have either partial observations or full observations. With partial observations, agents can only see the nearest agent of the other type. With full observations, each agent can see all the other agents.

2. **Continuous Tag:** agents move around in a continuous 2D world with all the N_{tag} taggers working together to catch the N_{run} runners. Every agent can accelerate, brake and/or turn around in a continuous manner. Runners are tagged once a tagger gets close enough. With partial observations, each agent can only observe the nearest $K (< N)$ agents. Taggers and runners can have different skill levels; the higher the skill, the higher the maximal speed.

We can use RL to optimize the policy of the taggers and runners. Taggers are positively rewarded (e.g., $+1$) for each successful tag, so they're incentivized to tag the runners. Once a runner is tagged, it receives a penalty (e.g., -1) and leaves the game. Therefore, runners learn to avoid being tagged. Taggers may learn cooperative strategies, for instance, taggers might learn to encircle runners. Tag can become a complicated decision-making problem once more and more taggers and runners participate.

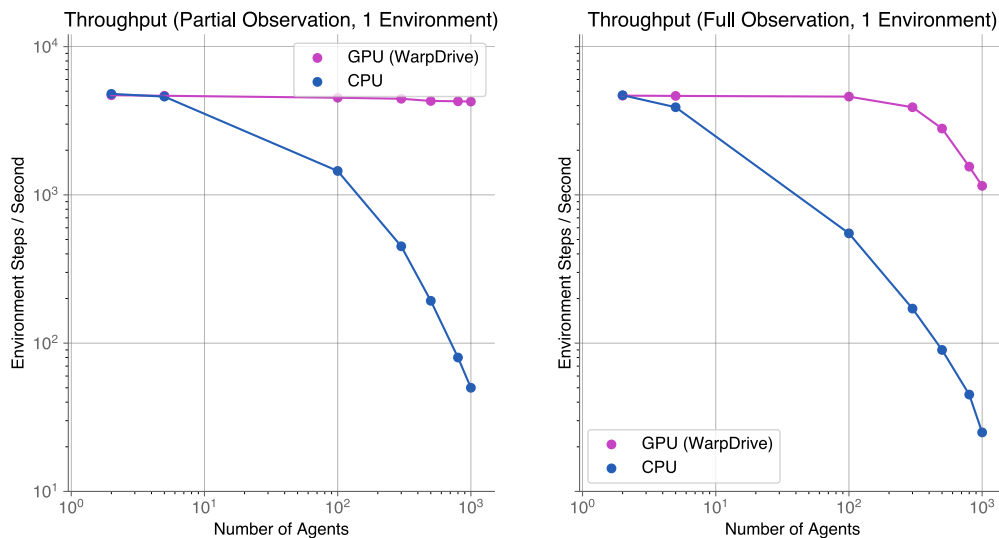


Figure 6: **WarpDrive performance in the discrete version of Tag for increasing numbers of agents.** Left: With partial agent observations. Right: With full agent observations. In both settings, WarpDrive achieves significantly more environment steps per second, and maintains higher speeds as the number of agents grows.

5.2 WarpDrive Achieves Significantly Higher RL Performance

We benchmark WarpDrive with the Tag environment by comparing performance between:

- using CPU-simulations and GPU-agent models, and
- running WarpDrive on a single *Nvidia V100* GPU.

Across the board, WarpDrive yields *orders of magnitude higher throughput* than with using CPU-simulations and GPU models.

Faster End-to-End Training Speed. Overall, WarpDrive achieves orders-of-magnitude faster RL training end-to-end. With 2000 discrete Tag environments and 5 agents, WarpDrive achieves *1.3 million training iterations per second*. With 1000 agents, it yields *0.58 million end-to-end* RL training iterations per second. In continuous Tag, for 2000 environments, WarpDrive runs at *8.3 million environment steps per second* with 5 agents, or *0.15 million environment steps per second* with 105 agents.¹

¹The V100 GPU does not have enough memory to train with batch size 2000 and 1000 agents in parallel.

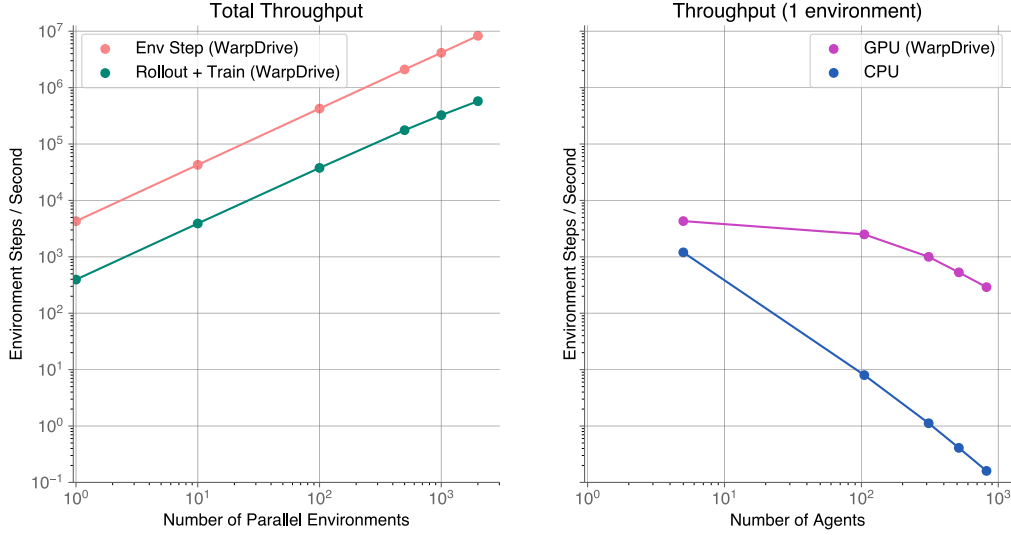


Figure 7: **WarpDrive performance in the continuous version of Tag.** Left: Environment steps per second and end-to-end training speed scale linearly with the number of environments. Right: The number of environment steps per second is significantly faster than with CPU simulations.

Scaling to Many Environments and Agents. WarpDrive achieves nearly perfect parallelism over thousands of environments and up to one thousand agents, running on one single GPU.

Figure 5 shows the performance of WarpDrive in discrete Tag. WarpDrive *scales linearly to over thousands of environments*, keeping the number of agents constant, achieving almost perfect parallelism over environments on just one single GPU.

Figure 6 compares the performance as the number of agents grows, keeping the number of environments constant. For every environment, *WarpDrive achieves more than $50\times$ speed up* compared to a NumPy version on a single CPU, for up to 1000 agents.

In absolute numbers, with 2000 discrete Tag environments in parallel, WarpDrive runs at *9.8 million environment steps per second* with 5 agents. With 1000 agents, it achieves *2.9 million environment steps per second*.

Similar speedups hold for continuous Tag. Figure 7 shows that the performance of WarpDrive scales linearly to over thousands of environments in continuous Tag as well. In particular, *WarpDrive achieves at least $500\times$ more environment steps per second* compared to a NumPy version on a single CPU, for up to 820 agents.

Faster Sampling. The improved performance of the WarpDrive sampler contributes to overall faster training. In discrete Tag, WarpDrive samples *18 million actions per second*, independent

of the number of agents. The equivalent PyTorch operator achieves 5 million sampled actions. In the continuous case, WarpDrive samples *16 million actions per action category per second*, independent of the number of agents.

Partial vs Full Observations. We evaluated WarpDrive with N agents using both partial observations and full observations. When using partial observations, each agent can only see its K nearest neighbors. In discrete Tag, using partial observations yields an environment step function with close to $O(N)$ time complexity, better than $O(N^2)$. More generally, using partial observations can enable better scaling behavior when using GPUs. Constructing partial observations for any agent may require less information about and communication between (other) agent threads, and thus benefit more from parallelizing across agents. However, this depends on the specific implementation of each simulation and is an important design choice.

6 Future Directions

WarpDrive is a new framework for extremely fast end-to-end multi-agent RL on a GPU. It achieves orders of magnitude faster RL training, while being lightweight and easy to extend.

Future work could explore how multi-GPU setups can further improve throughput. Furthermore, a key remaining bottleneck is to build robust CUDA simulations. Towards extremely fast RL, we hope the design and performance of WarpDrive encourages the creation of new tools to facilitate simulation development in CUDA. Being modular, we hope to extend WarpDrive and integrate other tools for building machine learning workflows on GPUs and other accelerators.

In all, we hope that WarpDrive contributes to the democratization of high-performance reinforcement learning systems and future advances in AI.

7 End Notes

- **Contributions:** TL and SS contributed equally. TL and SS designed and developed WarpDrive. TL built the core CUDA library, including the DataManager and FunctionManagers. SS built the environment wrapper and the training pipeline. SS and TL wrote the simulation examples and unit tests. SS and TL ran RL experiments. SZ, SS, and TL drafted the paper. SZ conceived and directed the project.
- Code is available at <https://www.github.com/salesforce/warp-drive>.
- We thank Alexander Trott for valuable comments on this paper.
- The name *WarpDrive* is inspired by the science fiction concept of a fictional superluminal spacecraft propulsion system. Moreover, at the time of writing, a *warp* is a group of 32 threads that are executing at the same time in (certain) GPUs.

References

1. OpenAI, *OpenAI Five*, <https://blog.openai.com/openai-five/>, 2018.
2. O. Vinyals *et al.*, *Nature* **575**, 350–354 (2019).
3. S. Gu, E. Holly, T. Lillicrap, S. Levine, presented at the 2017 IEEE international conference on robotics and automation (ICRA), pp. 3389–3396.
4. S. Zheng, A. Trott, S. Srinivasa, D. C. Parkes, R. Socher, *The AI Economist: Optimal Economic Policy Design via Two-level Deep Reinforcement Learning*, 2021, arXiv: [2108.02755 \(cs.LG\)](#).
5. A. Trott, S. Srinivasa, D. van der Wal, S. Haneuse, S. Zheng, *Building a Foundation for Data-Driven, Interpretable, and Robust Policy Design using the AI Economist*, 2021, arXiv: [2108.02904 \(cs.LG\)](#).
6. G. Brockman *et al.*, *OpenAI Gym*, 2016, eprint: [arXiv:1606.01540](#).
7. R. S. Sutton, A. G. Barto, *Reinforcement Learning: An Introduction*, en, Google-Books-ID: uWV0DwAAQBAJ (MIT Press, Oct. 2018), ISBN: 978-0-262-35270-3.
8. Y. Tian, Q. Gong, W. Shang, Y. Wu, C. L. Zitnick, *ELF: An Extensive, Lightweight and Flexible Research Platform for Real-time Strategy Games*, 2017, arXiv: [1707.01067 \(cs.AI\)](#).
9. L. Espeholt *et al.*, *IMPALA: Scalable Distributed Deep-RL with Importance Weighted Actor-Learner Architectures*, 2018, arXiv: [1802.01561 \(cs.LG\)](#).
10. M. Hoffman *et al.*, *Acme: A Research Framework for Distributed Reinforcement Learning*, 2020, arXiv: [2006.00979 \(cs.LG\)](#).
11. A. Pretorius *et al.*, *Mava: a research framework for distributed multi-agent reinforcement learning*, 2021, arXiv: [2107.01460 \(cs.LG\)](#).
12. L. Espeholt, R. Marinier, P. Stanczyk, K. Wang, M. Michalski, *SEED RL: Scalable and Efficient Deep-RL with Accelerated Central Inference*, 2020, arXiv: [1910.06591 \(cs.LG\)](#).
13. V. Mnih *et al.*, presented at the International Conference on Machine Learning, pp. 1928–1937.
14. J. Schulman, F. Wolski, P. Dhariwal, A. Radford, O. Klimov, *arXiv preprint arXiv:1707.06347* (2017).