

# The BEST framework for the search for the QCD critical point and the chiral magnetic effect

Xin An,<sup>1</sup> Marcus Bluhm,<sup>2</sup> Lipei Du,<sup>3</sup> Gerald V. Dunne,<sup>4</sup> Charles Gale,<sup>5</sup>  
Joaquin Grefa,<sup>6</sup> Ulrich Heinz,<sup>3</sup> Anping Huang,<sup>7</sup> Jamie M. Kartheim,<sup>6</sup> Dmitri E.  
Kharzeev,<sup>8,9</sup> Volker Koch,<sup>10</sup> Jinfeng Liao,<sup>7</sup> Shiyong Li,<sup>11</sup> Mauricio Martinez,<sup>12</sup>  
Michael McNelis,<sup>3</sup> Debora Mroczek,<sup>13</sup> Swagato Mukherjee,<sup>9</sup> Marlene Nahrgang,<sup>2</sup>  
Angel Nava Acuna,<sup>6</sup> Jacquelyn Noronha-Hostler,<sup>13</sup> Dmytro Oliinychenko,<sup>14</sup>  
Paolo Parotto,<sup>15</sup> Israel Portillo,<sup>6</sup> Maneesha Sushama Pradeep,<sup>11</sup> Scott Pratt,<sup>16</sup>  
Krishna Rajagopal,<sup>17</sup> Claudia Ratti,<sup>6</sup> Gregory Ridgway,<sup>17</sup> Thomas Schäfer,<sup>12</sup>  
Björn Schenke,<sup>9</sup> Chun Shen,<sup>18,19</sup> Shuzhe Shi,<sup>5</sup> Mayank Singh,<sup>5,20</sup> Vladimir  
Skokov,<sup>12,19</sup> Dam T. Son,<sup>21</sup> Agnieszka Sorensen,<sup>10,22</sup> Mikhail Stephanov,<sup>11</sup> Raju  
Venugopalan,<sup>9</sup> Volodymyr Vovchenko,<sup>10</sup> Ryan Weller,<sup>17</sup> Ho-Ung Yee,<sup>11</sup> and Yi Yin<sup>23,24</sup>

<sup>1</sup>*Department of Physics and Astronomy, University of North Carolina,  
Chapel Hill, North Carolina 27599, USA*

<sup>2</sup>*SUBATECH UMR 6457 (IMT Atlantique,  
Université de Nantes, IN2P3/CNRS),  
4 rue Alfred Kastler, 44307 Nantes, France*

<sup>3</sup>*Department of Physics, The Ohio State University, Columbus, OH 43210, USA*

<sup>4</sup>*Department of Physics, University of Connecticut, Storrs CT 06269-3046, USA*

<sup>5</sup>*Department of Physics, McGill University,  
3600 University Street, Montreal, QC, Canada H3A 2T8*

<sup>6</sup>*Department of Physics, University of Houston, Houston, TX 77204, USA*

<sup>7</sup>*Physics Department and Center for Exploration of Energy and Matter,  
Indiana University, 2401 N Milo B. Sampson Lane, Bloomington, IN 47408, USA*

<sup>8</sup>*Center for Nuclear Theory, Department of Physics and Astronomy,  
Stony Brook University, NY 11794, USA*

<sup>9</sup>*Physics Department, Brookhaven National Laboratory, Upton, NY 11973, USA*

<sup>10</sup>*Nuclear Science Division, Lawrence Berkeley National Laboratory,  
1 Cyclotron Road, Berkeley, CA 94720, USA*

<sup>11</sup>*Department of Physics, University of Illinois, Chicago, IL 60607, USA*

<sup>12</sup>*Department of Physics, North Carolina State University, Raleigh, NC 27695, USA*

<sup>13</sup>*Illinois Center for Advanced Studies of the Universe, Department of Physics,  
University of Illinois at Urbana-Champaign, Urbana, IL 61801, USA*

<sup>14</sup>*Institute for Nuclear Theory, University of Washington,  
Box 351550, Seattle, WA, 98195, USA*

<sup>15</sup>*Department of Physics, University of Wuppertal,  
Gaussstr. 20, D-42119 Wuppertal, Germany*

<sup>16</sup>*Department of Physics and Astronomy and National Superconducting  
Cyclotron Laboratory Michigan State University, East Lansing, MI 48824 USA*

<sup>17</sup>*Center for Theoretical Physics, Massachusetts  
Institute of Technology, Cambridge, MA 02139, USA*

<sup>18</sup>*Department of Physics and Astronomy,  
Wayne State University Detroit, MI 48201, USA*

<sup>19</sup>*RIKEN BNL Research Center, Brookhaven National Laboratory Upton, NY 11973, USA*

<sup>20</sup>*School of Physics and Astronomy, University of Minnesota, Minneapolis, MN 55455, USA*

<sup>21</sup>*Kadanoff Center for Theoretical Physics,  
University of Chicago, Chicago, Illinois 60637, USA*

<sup>22</sup>*Department of Physics and Astronomy,  
University of California, Los Angeles, CA 90095, USA*

<sup>23</sup>*Quark Matter Research Center, Institute of Modern Physics,  
Chinese Academy of Sciences, Lanzhou 730000, China*

<sup>24</sup>*University of Chinese Academy of Sciences, Beijing 100049, China*

(Dated: September 1, 2021)

The Beam Energy Scan Theory (BEST) Collaboration was formed with the goal of providing a theoretical framework for analyzing data from the Beam Energy Scan (BES) program at the relativistic heavy ion collider (RHIC) at Brookhaven National Laboratory. The physics goal of the BES program is the search for a conjectured QCD critical point as well as for manifestations of the chiral magnetic effect. We describe progress that has been made over the previous five years. This includes studies of the equation of state and equilibrium susceptibilities, the development of

suitable initial state models, progress in constructing a hydrodynamic framework that includes fluctuations and anomalous transport effects, as well as the development of freezeout prescriptions and hadronic transport models. Finally, we address the challenge of integrating these components into a complete analysis framework. This document describes the collective effort of the BEST Collaboration and its collaborators around the world.

## CONTENTS

I. Introduction	5
II. Lattice QCD results	9
A. Phase diagram	9
B. Equation of state at finite density	11
C. Correlations and fluctuations of conserved charges	14
III. Critical fluctuations and anomalous transport	16
A. Fluctuation dynamics near the critical point	16
1. Introduction	16
2. Theoretical developments	18
B. Chiral Magnetic Effect and related phenomena	21
IV. EoS with 3D-Ising model critical point	24
V. Initial Conditions	26
A. Challenges of the Beam Energy Scan	26
B. Pre-BEST status of 3D initial condition models	27
C. Simple collision geometry based 3D initial condition	29
D. Dynamical initial condition	31
VI. Hydrodynamics	36
A. Introduction and summary	36
B. Conventional relativistic hydrodynamics	37

	4
1. Results from full 3D dynamical simulations	37
2. Baryon diffusion	40
3. Code validation for different hydrodynamic frameworks	42
C. Anomalous hydrodynamics	43
1. Phenomenological simulations of CME	43
2. Evolution of Electromagnetic Field	46
D. Fluctuation dynamics	47
1. Hydro+ simulations	48
2. The simulation of stochastic hydro	52
VII. Non-critical contributions to proton number fluctuations	56
A. Sources of non-critical fluctuations	56
1. Exact baryon number conservation	57
2. Repulsive interactions	58
3. Volume fluctuations	58
B. Non-critical baseline from hydrodynamics	59
VIII. Particlization and kinetic transport	62
A. Introduction and overview	62
B. Local microcanonical particlization of fluctuating hydrodynamics	65
C. Freezing out critical fluctuations	67
D. Hadronic afterburner with adjustable mean-field potentials	69
IX. Global modeling and analysis framework	74
A. The BEST modeling framework	75
B. Global Bayesian analysis	78
X. Present Status, outlook and conclusions	80
Acknowledgments	83
References	83



## I. INTRODUCTION

The properties of hot and dense strongly interacting matter have been an important focus of research for many years. Experiments at RHIC and the LHC have revealed several interesting and unexpected properties of the Quark Gluon Plasma (QGP), most prominently its near perfect fluidity [1–3], see [4, 5] for reviews. The QGP created at LHC and top RHIC energies consists in nearly equal parts of matter and antimatter, implying, in particular, that the baryon number chemical potential  $\mu_B$  is much smaller than the temperature  $T$  [6]. Lattice calculations [7, 8] at vanishing  $\mu_B$  show that QCD predicts a crossover transition from the QGP to a hadron gas with many thermodynamic properties changing dramatically but continuously within a narrow range around the transition temperature, which lies in the interval  $154 \text{ MeV} \leq T \leq 158.6 \text{ MeV}$  [8–13]. In contrast, a droplet of QGP at large baryon number chemical potential may experience a sharp first order phase transition as it cools, with bubbles of QGP and hadronic matter coexisting at a well-defined co-existence temperature. If the first order regime exists, then the co-existence region must eventually end in a critical point. It is not yet known whether QCD has a first order co-existence region and an associated critical point [15–21], nor is it known where in the phase diagram it might lie. Many model calculations predict the existence of a critical point, but do not reliably constrain its location (see e.g. [22] for an overview). Model-independent lattice QCD calculations, on the other hand, become more difficult with increasing  $\mu_B$  and, thus, do not yet provide definitive answers about the existence of a critical point. While lattice calculations have advanced significantly, both in terms of new techniques and advances in computing (see e.g. [17, 19, 23–27]), at present only experimental measurements can answer these questions definitively.

In order to systematically survey the high baryon density region of the QCD phase diagram major experimental programs are under way (see e.g. [28] for an overview). In particular, the so called Beam Energy Scan (BES) at RHIC studies strongly interacting matter at different net-baryon densities by varying the collision energy, as illustrated in Fig. 1. Besides a general survey of the QCD matter, this energy or rather baryon-density scan aims at two potential discoveries that would have a significant impact on our understanding of the QCD phase diagram:

- *The discovery of a QCD critical point:* If, as a function of the beam energy, the path of

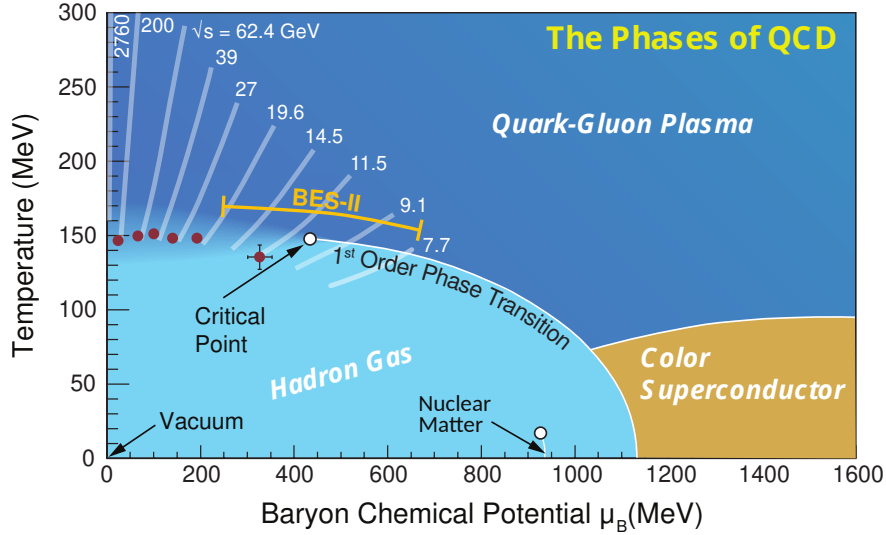


FIG. 1. A sketch illustrating the experimental and theoretical exploration of the QCD phase diagram. Although the matter produced in collisions at the highest energies and smallest baryon chemical potentials is known to change from QGP to a hadron gas through a smooth crossover, lower energy collisions can access higher baryon chemical potentials where a first order phase transition line is thought to exist. The reach of the BES-II program at RHIC is shown, as are approximate locations at which cooling droplets of QGP produced in collisions with given beam energy cross the phase boundary. Note that the actual trajectory of excited matter in the phase diagram is more complicated, and specific examples of these trajectories are shown in Fig. 18. Figure adapted from [14].

a heavy ion collision in the phase diagram changes from passing through the first order co-existence line to traversing the crossover regime we expect to observe non-monotonic behavior in various observables. The most dramatic effects are predicted to occur in fluctuation observables, as discussed in III A. Additional evidence is provided by hydrodynamic effects on the lifetime and collective expansion of the fireball controlled by the softening of the equation of state near a critical point.

- *The discovery of the onset of the chirally restored phase:* In chirally restored quark gluon plasma the handedness of fermions is conserved, but at the quantum level these conservation laws are modified by triangle anomalies. In the presence of an external magnetic field, such as the one generated by the current of the colliding highly

charged ions, these anomalies lead to novel transport effects, in particular the chiral magnetic effect (CME) [29–31] which predicts electric charge separation induced by an anomalous current.

Experimental results obtained during the first phase of the BES program have already provided interesting signals (see [28] for a recent review) and, thus, have suggested that these discoveries may be possible. However, several improvements are needed in order to advance from a collection of tantalizing hints to a claim of discovery. The first issue is that the data collected in the exploratory phase one of the the RHIC beam energy scan do not have sufficient statistics to claim any definitive signals for either a QCD critical point or for anomalous transport processes. This situation is being addressed during the second phase of the RHIC BES, BESII. Second, and this is at the heart of the effort we are reporting on here, to definitively claim or rule out the presence of a QCD critical point or anomalous transport requires a comprehensive framework for modeling the salient features of heavy ion collisions at BES energies which allows for a *quantitative* description of the data. A crucial aspect of this effort is the need to embed equilibrium quantities like the critical equation of state and anomalous conservation laws into a dynamical scheme. This framework correlates different observables, predicts the magnitude of the expected effects, includes “conventional” backgrounds, and relates a possible discovery at a given beam energy, nuclear species and impact parameter to the existence of a phase boundary or a critical point at a location  $(\mu_B, T)$  in the phase diagram.

This task requires advances on many theoretical frontiers, ranging from lattice QCD to hydrodynamics, magnetohydrodynamics, and kinetic theory, and finally to the tasks of model validation and data analysis. Specifically, the dynamical framework which has been developed to successfully describe the evolution of a system created at top RHIC and LHC energies needs to be extended in several key aspects:

- *Initial condition:* At energies relevant for the BES the colliding nuclei are not sufficiently Lorentz contracted to be considered thin sheets in the longitudinal direction. As a consequence, the transition to hydrodynamics does not happen at one given (proper) time but over a time interval of several fm/ $c$ . Therefore, as parts of the system already evolve hydrodynamically others are still in the pre-hydrodynamic stage. In addition, at the lower collision energies the dominance of gluons in the initial state

is no longer given, and quark degrees of freedom together with their conserved charges need to be taken into account.

- *Hydrodynamic evolution:* Viscous hydrodynamics, which has been successfully applied to the systems at the highest energies, needs to be amended to account for the propagation of the non-vanishing conserved currents of QCD: baryon number, strangeness and electric charge, together with their respective dissipative (diffusive) corrections. In addition, the description of anomalous transport requires the inclusion of anomalous currents together with their dissipative terms. Finally, in order to evolve (critical) fluctuations and correlations, one has to develop a framework that incorporates higher moments of the hydrodynamic variables, and that takes into account out-of-equilibrium effects such as critical slowing down near a critical point, or domain formation near a first order transition. Two approaches are currently being pursued, stochastic hydrodynamics, as well as deterministic evolution equation for second- and higher-order correlation functions.
- *Equation of state:* The hydrodynamic evolution of systems created at the BES requires an equation of state (EOS) at finite and possibly large net baryon number chemical potential with a potential phase transition and critical point, the location of which is still unknown. Additional dependencies on net strangeness and electric charge densities are essential to reproduce the hadronic chemistry as different collision energies. Therefore, one has to develop a model equation of state which includes a phase transition and which at the same time has a solid footing in QCD. To this end it is important to calculate in Lattice QCD higher order coefficients for the Taylor expansion of the pressure in terms of the baryon number chemical potential. These will then serve QCD constraints for any equation of state with a phase transition and critical point.
- *Particlization:* The transition from hydrodynamic fields into particles, often referred to as particlization, which typically is implemented at the phase boundary, needs to ensure that fluctuations and correlation are preserved and do not receive additional (spurious) contributions [32].
- *Hadronic phase:* The relative time the system spends in the hadronic phase increases

with decreasing collision energy. Therefore, the kinetic out-of-equilibrium evolution of the hadronic phase requires special attention. In addition, one needs to allow for (mean field) interactions in order to match a possible phase transition and critical point in the hadronic phase and evolve the system in the presence of these interactions.

- *Data analysis:* A Bayesian global analysis, similar to that already successfully applied to the highest energy collisions [33–37], is required to constrain and extract the physical parameters of the model, such as transport coefficients and the location of critical point etc. Since at lower energies we encounter additional relevant dynamical variables, such as diffusion coefficients, critical point, mean fields etc, the presently available Bayesian analysis frameworks need to be extended considerably.

It is the purpose of this paper to report on the progress made by the Beam Energy Scan Theory (BEST) Collaboration towards developing a dynamical framework which takes into account these essential new aspects. We start with an overview of the recent, pertinent, results from lattice QCD. Next we briefly review the relevant theoretical concepts with regards to critical fluctuations and anomalous transport. Before we turn to the various new developments concerning the initial state and hydrodynamics we discuss the modeling of the equation of state with a critical point. After discussing several new methods for particlization and the kinetic treatment of the hadronic phase we finally present the Bayesian data analysis framework which will be applied in order to constrain the physical model parameters with experimental data.

## II. LATTICE QCD RESULTS

### A. Phase diagram

Numerical simulations have demonstrated that at zero baryon chemical potential the QCD phase transition between hadronic matter at low temperature and a QGP at high temperature is a smooth crossover [7]. The QCD Lagrangian is symmetric under chiral transformations of the fermion fields in the case of massless quarks. However, chiral symmetry is spontaneously broken by the QCD vacuum, and the chiral condensate

$$\langle \bar{\psi}\psi \rangle_f = \frac{T}{V} \frac{\partial \ln Z}{\partial m_f} \quad (1)$$

has a non-zero expectation value at low temperatures. Here,  $Z$  is the QCD partition function,  $V$  is the volume, and  $m_f$  is the mass of a quark with flavor  $f = \{up, down, \dots\}$ . As quarks deconfine and the transition to the QGP takes place, chiral symmetry is restored. This is evident from the fact that the chiral condensate features a rapid decrease in the vicinity of the transition temperature, and approaches zero at high temperatures, see the left panel of Fig. 2.

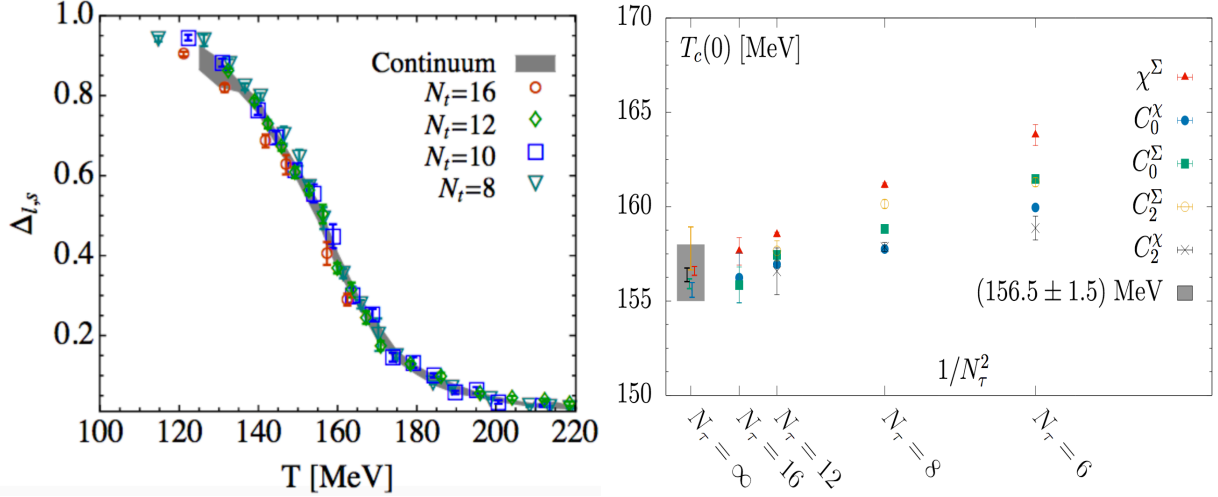


FIG. 2. Left: from Ref. [38]. Continuum extrapolated result for the subtracted chiral condensate as a function of the temperature. Right: from Ref. [12]. Continuum extrapolations of pseudo-critical temperatures  $T_c(0)$  using five different chiral observables defined in Ref. [12].

Because of the crossover nature of the transition, a definition of the transition temperature is ambiguous. A common choice is to locate the peak of the chiral susceptibility  $\chi_l = \partial \langle \bar{\psi} \psi \rangle_l / \partial m_l$  as a function of the temperature. By extrapolating this observable to finite chemical potential it is possible to follow the location of the transition temperature with increasing  $\mu_B$ :

$$\frac{T_c(\mu_B)}{T_c(0)} = 1 - \kappa_2 \left( \frac{\mu_B}{T_c(\mu_B)} \right)^2 + \kappa_4 \left( \frac{\mu_B}{T_c(\mu_B)} \right)^4. \quad (2)$$

The right panel of Fig. 2 shows the pseudo-critical temperature at  $\mu_B = 0$ , extrapolated to the continuum using five different chiral observables to define its location. The state of the art results for the transition temperature at  $\mu_B = 0$  ( $T_0 = 156.5 \pm 1.5$  MeV [12] and  $T_0 = 158.0 \pm 0.6$  MeV [13]), the curvature of the phase diagram ( $\kappa_2 = 0.012(4)$  [12] and  $\kappa_2 = 0.0153(18)$  [13]) and the fourth-order correction ( $\kappa_4 = 0.000(4)$  [12] and  $\kappa_4 = 0.00032(67)$  [13]) have all been obtained within BEST by members of the HotQCD and WB

collaborations, respectively (for previous results see Ref. [39], for a determination of the QCD transition temperature in the chiral limit see Ref. [40]). It is worth pointing out that the curvature is very small and that the fourth-order correction is compatible with zero; besides, the results of the two collaborations, obtained with different lattice actions, agree with each other within uncertainties.

The left panel of Fig. 3 shows the transition line obtained in Refs. [12] (top) and [13] (bottom). By calculating the second-order baryon number fluctuation along the transition

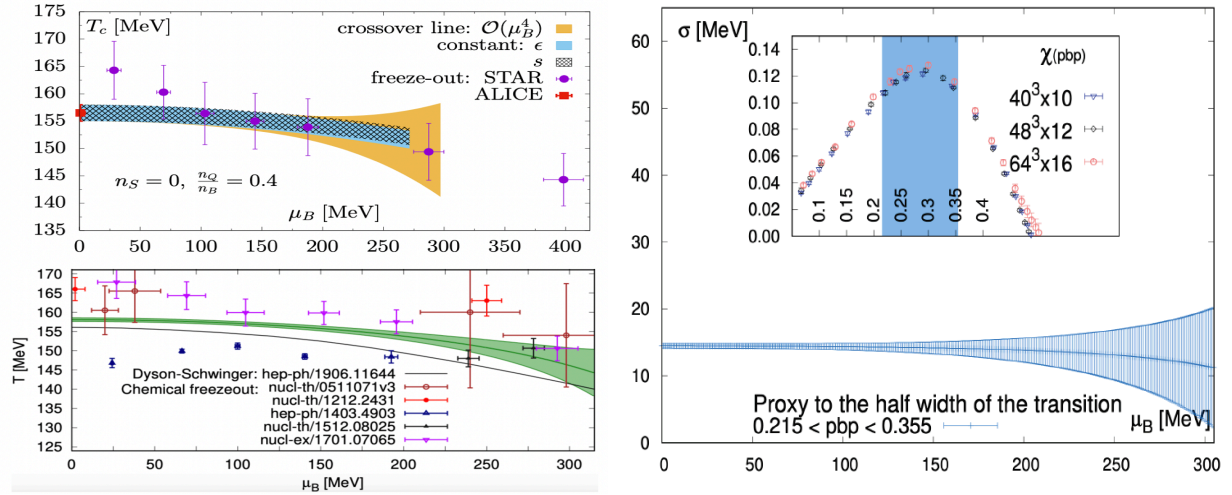


FIG. 3. Left: QCD transition line from Refs. [12] (top) and [13] (bottom). Both panels show comparisons between the lattice QCD bands and freeze-out points from the literature. Right (from Ref. [13]): Width  $\sigma$  of the peak of the chiral susceptibility as a function of the chemical potential. The inset shows the susceptibility  $\chi$  as a function of  $\langle \bar{\psi}\psi \rangle$ .

line [27] or by looking at the height and width of the peak of the chiral susceptibility [13] it was concluded that no sign of criticality is observed in lattice QCD simulations at  $\mu_B < 300$  MeV. This is evident from the right panel of Fig. 3, which shows the width of the chiral susceptibility peak as a function of the chemical potential: while a decrease is expected in the vicinity of the critical point, the curve is compatible with a constant.

## B. Equation of state at finite density

The equation of state of QCD at  $\mu_B = 0$  has been known from first principles for a number of years. The WB Collaboration published continuum extrapolated results for pressure,

energy density, entropy density, speed of sound and interaction measure in Refs. [41, 42]. These results were confirmed by the HotQCD Collaboration in Ref. [11]. A comparison between these results is shown in Fig. 4.

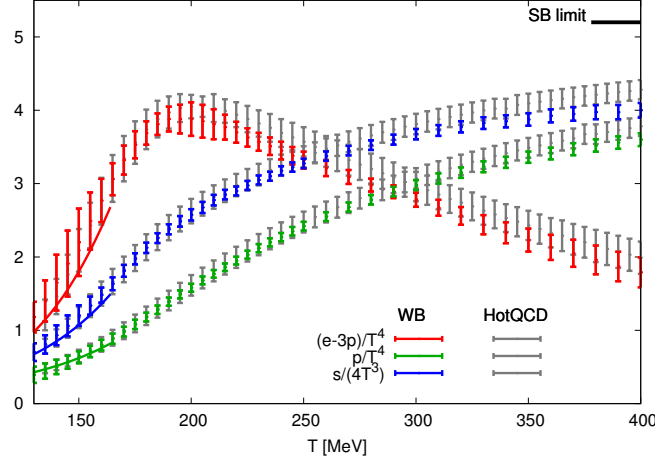


FIG. 4. From Ref. [43]. Continuum extrapolated results for trace anomaly, entropy density and pressure as functions of the temperature at  $\mu_B = 0$ . The gray points are the results from the HotQCD Collaboration [11], while the colored ones are from WB [42]. The solid lines at low temperature show the result of a hadron resonance gas model, and the line at high temperature indicates the Stefan-Boltzmann limit.

Lattice QCD simulations at finite chemical potential are hindered by the well-known sign problem, which limits the range of available results for the thermodynamics of strongly interacting matter. The equation of state of QCD at finite density is obtained either as a Taylor series in powers of  $\mu_B/T$  around  $\mu_B = 0$ , or through simulations at imaginary chemical potential and their analytical continuation to real  $\mu_B$  [44]. The Taylor expansion of the pressure can be written as

$$\frac{p(T, \mu_B)}{T^4} = \frac{p(T, 0)}{T^4} + \sum_{n=1}^{\infty} \frac{1}{n!} \left. \frac{\partial^n (p/T^4)}{\partial (\mu_B/T)^n} \right|_{\mu_B=0} \left( \frac{\mu_B}{T} \right)^n = \sum_{n=0}^{\infty} c_n(T) \left( \frac{\mu_B}{T} \right)^n, \quad (3)$$

where the  $c_n$  coefficients are defined as

$$c_n = \frac{1}{n!} \frac{\partial^n (p/T^4)}{\partial (\mu_B/T)^n} \quad (4)$$

and they are related to the susceptibilities of conserved charges as

$$c_n^i = \frac{1}{n!} \chi_n^i, \quad \text{where} \quad \chi_n^i = \frac{\partial^n (p/T^4)}{\partial (\mu_i/T)^n} \quad \text{and} \quad i = B, Q, S. \quad (5)$$



At temperatures of  $T \sim 100 - 160$  MeV it is possible to make direct comparisons between a hadron resonance gas model and Lattice QCD, which show a good agreement for most observables, when using enhanced particle lists which include either barely seen [45–47] or predicted but not yet observed [48] resonant states as input.

One has to keep in mind that there are three conserved charges in QCD: baryon number  $B$ , electric charge  $Q$  and strangeness  $S$ . When extrapolating to finite baryonic chemical potential, a choice needs to be made also for  $\mu_S$  and  $\mu_Q$ . Two common choices in the literature are either  $\mu_S = \mu_Q = 0$ , or  $\mu_S$  and  $\mu_Q$  as functions of  $\mu_B$  and  $T$  such that the following conditions are satisfied:  $\langle n_S \rangle = 0$ ,  $\langle n_Q \rangle \sim 0.4\langle n_B \rangle$ , where  $n_i$  is the density of conserved charge  $i$ . The latter reflects the initial conditions in a heavy-ion collision, namely the proton to neutron ratio in heavy nuclei such as Au and Pb and the absence of net-strangeness in the colliding nuclei. After the early results for  $c_2$ ,  $c_4$  and  $c_6$  [18], the first continuum extrapolated  $c_2$  results were published in Ref. [49]; results for  $c_4$  were shown in Ref. [50], but only for a finite lattice spacing. The BEST Collaboration obtained the state of the art lattice QCD Equation of State at finite density in three distinct cases:

1. Continuum extrapolated results for the Taylor expansion coefficients of the pressure up to  $\mathcal{O}((\mu_B/T)^6)$  in the case of  $\langle n_s \rangle = 0$  and  $\langle n_Q \rangle = 0.4\langle n_B \rangle$  [51, 52].
2. Continuum extrapolated results for the Taylor expansion coefficients of the pressure up to  $\mathcal{O}((\mu_B/T)^4)$  [53], a continuum estimate of the sixth-order coefficient  $\chi_6^B$  [24] and results for  $\chi_8^B$  at  $N_t = 8$  [54] and  $N_t = 12$  [55] at  $\mu_S = \mu_Q = 0$ .
3. Reconstructed equation of state, up to fourth-order in chemical potential [56], or including some sixth-order terms [57] at finite  $\mu_B$ ,  $\mu_S$  and  $\mu_Q$ .

Figure 5 shows the Taylor coefficients for case 1 (upper panels, from Ref. [51]) and some thermodynamic quantities for case 2 (lower panels, from Ref. [24]), respectively. More recently, a novel extrapolation method has been proposed in Ref. [58], which considerably extends the range in  $\mu_B$  and eliminates the wiggles around the transition temperature, typical of the Taylor expansion method (see the blue bands in the bottom right panel of Fig. 5).

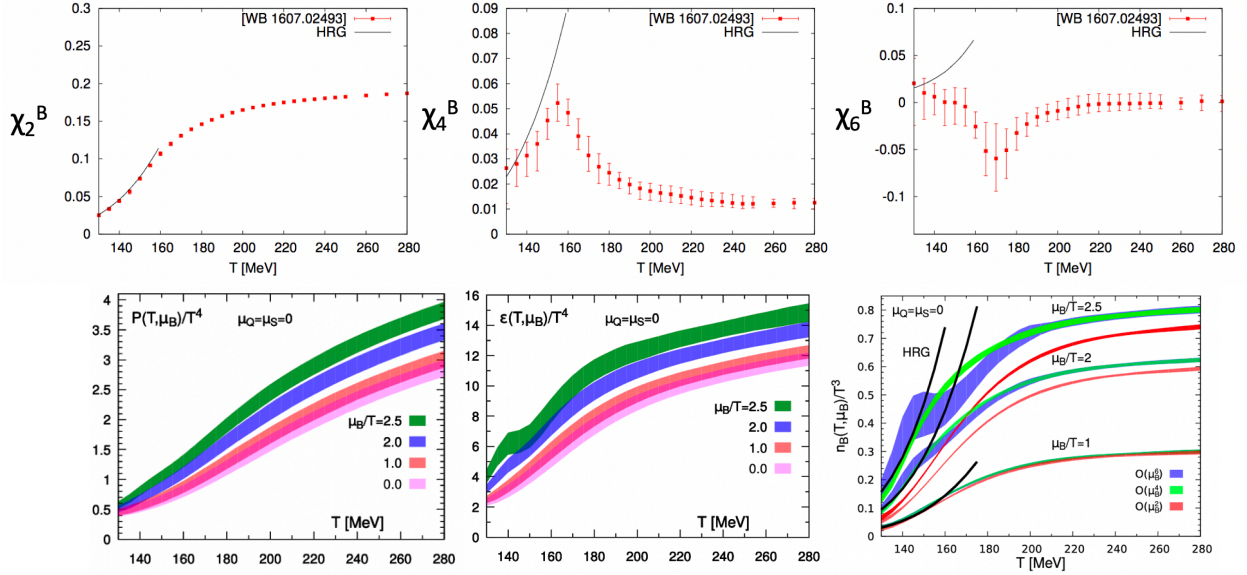


FIG. 5. Top: from Ref. [51]. Continuum extrapolated second-, fourth- and sixth-order Taylor expansion coefficients in the strangeness neutral case. Bottom: from Ref. [24]. Pressure (left), energy density (center) and baryonic density (right) as functions of the temperature, for several values of  $\mu_B/T$ .

### C. Correlations and fluctuations of conserved charges

Fluctuations of conserved charges are one of the most promising measurements from the Beam Energy Scan program, as they are sensitive to the presence of a critical point [16, 19, 59] and allow a comparison between first principle results and experiments [60–62]. Results for low order fluctuations at small chemical potentials and their comparison to data have been obtained in the past [63–65]. Within the BEST Collaboration, several new results for equilibrium fluctuations of conserved charges have been obtained on the lattice, and comparisons to the Hadron Resonance Gas model, to perturbation theory [66, 67] and to experimental results have been discussed.

The high-temperature behavior of fluctuations and correlations between different flavors was explored in Refs. [53, 69]. In Ref. [55], several higher order diagonal and off-diagonal correlators between baryon number, electric charge and strangeness were explored. The higher order coefficients were used to expand the lower order ones to finite chemical potential and compare them to experiment. Results for the ratio of the fourth- to second-order baryon number fluctuations,  $\chi_4^B/\chi_2^B$  from Ref. [55] are shown in the left panel of Fig. 6, in

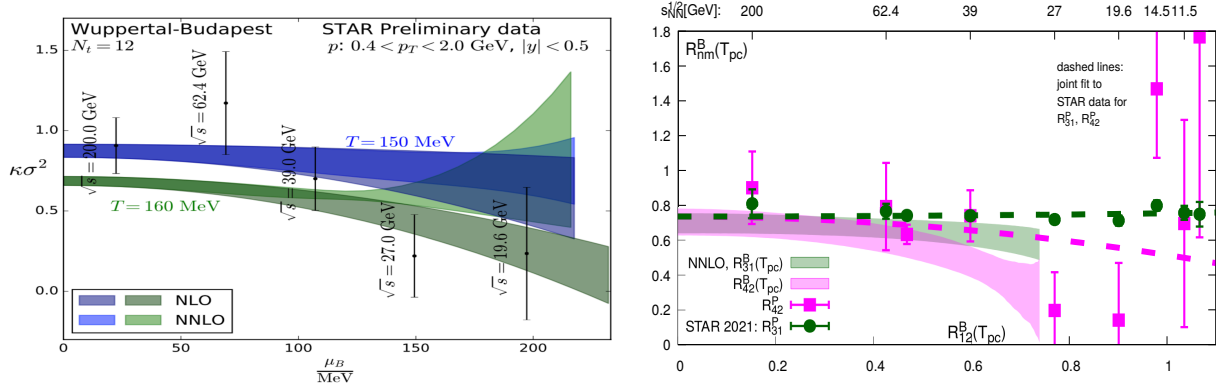


FIG. 6. Left: from Ref. [55]. Ratio of fourth- to second-order baryon number fluctuations, extrapolated to finite chemical potential  $\mu_B$ , for different values of the temperature at  $\mu_B = 0$ . The points are experimental results from the STAR Collaboration [68]. Right: from Ref. [54]. Ratio of third- to first- (green) and of fourth- to second-order (magenta) baryon number fluctuations as functions of the ratio of first- to second-order baryon number fluctuations (or collision energy, as indicated on top of the figure), compared to STAR results [68].

comparison to experimental results from the STAR Collaboration [68]. HADES has similar measurements at  $\sqrt{s_{NN}} = 2.4$  GeV [70]. For a determination of the curvature of the chemical freeze-out line, see Ref. [71].

The right panel of Fig. 6 shows similar results from Ref. [54]. In particular, it was pointed out in that manuscript that the observed decrease in the experimental values with decreasing collision energy can be reproduced from first principles. One should however keep in mind that lattice QCD results correspond to the thermodynamic equilibrium fluctuations of the baryon number in the grand-canonical ensemble limit, while the experimental data show fluctuations of net-protons. The relation between the two, in thermal equilibrium, has been explained in Ref. [72]. A quantitative analysis of the difference between protons and baryons at RHIC-BES that was presented [73]

More recently, triggered by forthcoming experimental measurements from the STAR collaboration, results for baryon number fluctuations up to sixth-order at small values of  $\mu_B$  have been obtained in Ref. [54]. The same motivation was behind new results for  $B$ ,  $Q$ ,  $S$  correlators at finite chemical potential, and the definition of their proxies to be compared to experimental results in Ref. [74]. For recent reviews of the state of the art of first principle simulations in comparison to experimental results see Refs. [43, 75].

### III. CRITICAL FLUCTUATIONS AND ANOMALOUS TRANSPORT

#### A. Fluctuation dynamics near the critical point

##### 1. Introduction

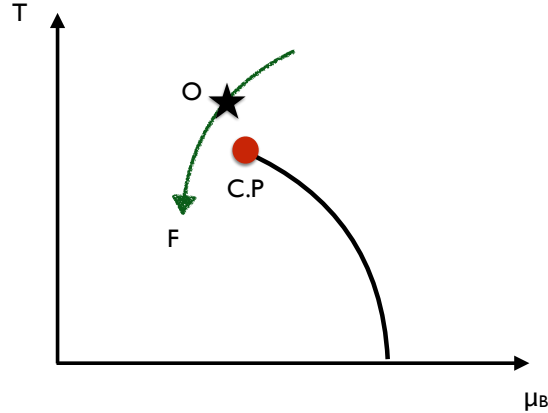


FIG. 7. Schematic trajectory of a fireball created in a heavy ion collision passing close to the conjectured QCD critical point (red circle). The point “O” denotes the point where, because of critical slowing down, the critical fluctuations fall out of equilibrium. The point “F” illustrates the location where the freeze-out happens.

To turn high precision experimental data anticipated from BESII into definitive information about the existence of a QCD critical point a quantitative framework for modeling the salient features of these low energy collisions is indispensable. To this end, viscous hydrodynamics, which successfully describes the evolution of the fireballs created at top RHIC and LHC energies needs to be extended to be suitable for the conditions at lower energies. For example, as discussed in detail in Sec. VI the conserved currents of QCD need to be propagated explicitly. In addition, an equation of state (EOS) with a critical point in the universality class of a possible QCD critical endpoint is needed. The QCD critical point is expected to be in the 3d Ising class [76, 77]. As we shall see in Sec. IV such an EOS has been constructed in Ref. [78].

However, as the fireball approaches the critical point, hydrodynamics is not sufficient to capture all the relevant dynamics. In particular, the evolution of the long wavelength fluctuations (LWF) of the order parameter field close to the critical point is beyond a hydro-

dynamic description. Due to critical slowing down, LWF inescapably fall out of equilibrium as the system approaches the critical point, see Fig. 7 for an illustration. An analysis of the resulting out-of-equilibrium effect [79] (see Ref. [80] for more references) indicates that in many phenomenological relevant situations the real-time fluctuations differ from equilibrium expectations not only quantitatively, but also qualitatively. In addition, since the order parameter fluctuations themselves contribute to the stress-energy tensor  $T^{\mu\nu}$  their out-of-equilibrium dynamics back-react on the bulk evolution of the fireball. Therefore, a quantitative framework that describes the intertwined dynamics among the fluctuations near the phase boundary and bulk evolution is crucial, see [81] for a recent review. We now discuss the basic features of such a framework, and the present status of their implementation will be presented in Sec. VID.

Before turning to the quantitative framework, let us first explain qualitative features of critical dynamics. A key concept is Kibble-Zurek (KZ) dynamics (see Ref. [82] for a review). Since the evolution of the critical fluctuations becomes effectively frozen at the point where the time remaining to reach the critical point is shorter than the relaxation time (the point "O" in Fig. 7), one can use the frozen correlation length, known as the KZ length,  $l_{\text{KZ}}$ , and the aforementioned timescale at which critical fluctuations become frozen,  $\tau_{\text{KZ}}$ , to characterize the qualitative features of out-of-equilibrium evolution near the critical point. The KZ timescale  $\tau_{\text{KZ}}$  also determines the time interval during which out-of-equilibrium effects are important. According to the benchmark estimate presented in Ref. [83],  $\tau_{\text{KZ}}$  for a heavy-ion collision is around 6 fm. Out-of-equilibrium scaling leads to a potentially unique signature of critical behavior, and Kibble-Zurek scaling for non-Gaussian cumulants has been studied in model calculations [84].

The study of out-of-equilibrium fluctuations has already attracted much attention, prior to the works discussed here. The limitation of the growth of the critical correlation length due to finite time effects was originally studied in Ref. [85], and the dynamic universality class (model H) of a critical point in the QCD phase diagram was identified in [86]. A number of authors investigated the theory of fluctuations in relativistic fluid dynamics [87–90]. out-of-equilibrium effects on non-Gaussian cumulants were investigated in Ref. [79] based on a set of cumulant equations. In parallel, the model of chiral fluid dynamics (CFD) was developed [91–94] (see Ref. [95] for an overview), and extended to a QCD-assisted transport approach [96] by using an effective potential beyond mean field and the sigma spectral

function from functional renormalization group calculations [97]. In the CFD framework, the chiral condensate is identified as a dynamical variable while the slow modes relevant for the QCD critical point are related to conserved baryon densities (see Refs. [86, 98, 99]). We note that the dynamics of the chiral condensate has interesting phenomenological consequences [100] and its quantitative impact on critical fluctuations in full nonequilibrium calculations remains to be evaluated.

## 2. Theoretical developments

The appropriate quantitative framework for describing those out-of-equilibrium LWF modes is *fluctuating hydrodynamics* supplemented with the salient feature of a critical point. Fluctuating hydrodynamics describes the evolution of (average) hydrodynamic variables and their fluctuations. In the traditional stochastic approach, described by Landau and Lifshitz [101], the effects of fluctuations are accounted for by adding stochastic noise terms to the conservation equations. The magnitude of the noise, encoded in noise correlation functions, is fixed by the fluctuation-dissipation theorem. This approach has been extended to relativistic hydrodynamics in Ref. [90]. Even though numerical simulations based on the stochastic approach are computationally demanding, we shall discuss encouraging new progress along this direction in Sec. VI.

In contrast to the more familiar stochastic approach, the same dynamics may also be captured in a deterministic approach [83, 102–111]. In this approach, wavenumber-dependent correlation functions of hydrodynamic variables are treated as additional slow variables in addition to the hydrodynamic ones. The resulting equations of motion are deterministic and describe the coupled evolution of the correlation functions and the conventional hydrodynamic variables. This approach successfully describes several non-trivial out-of-equilibrium effects. For example, the authors of Ref. [105] studied the impact of hydrodynamic fluctuations on correlation functions in a fluid with a conserved charge (such as baryon charge) undergoing a scaling (Bjorken) expansion. In Ref. [106], the deterministic approach is extended for a general fluid background. Simulations using the deterministic approach are less computationally demanding than those based on stochastic hydrodynamics, because the equations of motion are similar in structure to those of ordinary fluid dynamics. First applications for 3-dimensionally expanding systems, albeit with residual symmetry constraints,

were reported in [110, 111]. However, the "deterministic approach" becomes more and more complex if one wants to go beyond two-point functions, as would be required in order to study non-Gaussian fluctuations.

The Hydro+ formalism, which we will discuss in more detail, follows the deterministic approach. Hydro+ was developed to describe the intertwined dynamics of critical fluctuations and bulk evolution [104]. The key new ingredient in Hydro+ is the Wigner transform of the equal-time (in the LRF) two-point function of the fluctuation of the order parameter field  $M(t, \mathbf{x})$ :

$$\phi_{\mathbf{Q}}(t, \mathbf{x}) \equiv \int d^3\mathbf{y} \langle \delta M(t, \mathbf{x} - \mathbf{y}/2) \delta M(t, \mathbf{x} + \mathbf{y}/2) \rangle e^{-i\mathbf{y} \cdot \mathbf{Q}}. \quad (6)$$

Here,  $\phi_{\mathbf{Q}}(t, \mathbf{x})$  describes the magnitude of the critical fluctuation at wavelength  $1/Q$ , and depends on time and spatial coordinate  $\mathbf{x}$ . The quantity  $\phi_{\mathbf{Q}}(t, \mathbf{x})$  is treated as a dynamical variable in Hydro+ and obeys a relaxation rate equation:

$$(u^\tau \partial_\tau + u^i \partial_i) \phi_{\mathbf{Q}}(t, \mathbf{x}) = -\Gamma_{\mathbf{Q}} (\phi_{\mathbf{Q}}(t, \mathbf{x}) - \bar{\phi}_{\mathbf{Q}}(t, \mathbf{x})), \quad (7)$$

where  $\bar{\phi}_{\mathbf{Q}}$  is the equilibrium value of  $\phi_{\mathbf{Q}}$ . The stress-energy tensor  $T^{\mu\nu}$  and baryon number current  $J^\mu$  are still conserved, and their conservation equations,  $\partial_\mu T^{\mu\nu} = 0$  and  $\partial_\mu J^\mu = 0$ , together with Eq. (7) are the equations of motion for Hydro+. However, the transport coefficients and EOS are generalized in Hydro+. In particular, the constitutive relation for  $T^{\mu\nu}$  is given by:

$$T^{\mu\nu} = \varepsilon u^\mu u^\nu + p_{(+)} (g^{\mu\nu} + u^\mu u^\nu) + \text{viscous terms}, \quad (8)$$

with a similar expression for  $J^\mu$ , see Ref. [104]. Note that the generalized pressure  $p_{(+)}$  depends not only on the hydrodynamic variables  $\varepsilon$  and  $n_B$ , the energy and baryon number densities, but also on the additional Hydro+ variable  $\phi_{\mathbf{Q}}(t, \mathbf{x})$ .  $p_{(+)}$  is related to the generalized entropy density  $s_+$  by generalized thermodynamic relations [104]. Since hydrodynamic (collective) flow is induced by the gradient of the generalized pressure, in Hydro+ the bulk evolution is intrinsically coupled with that of  $\phi_{\mathbf{Q}}(t, \mathbf{x})$ . Therefore, Hydro+ couples LWF with hydrodynamics self-consistently.

Before closing this discussion, we would like to mention that the application of the deterministic approach is not limited to studying critical fluctuations. For example, the evolution of the fluctuations of conserved charges was investigated in Refs. [108, 109, 112] in order

to constrain the charge diffusive constant of the quark-gluon plasma from balance function measured experimentally at top RHIC energy. In Ref. [106], a general description of fluctuating hydrodynamic based on the deterministic approach has been formulated. This framework matches the Hydro+ description of fluctuations near the QCD critical point and non-trivially extends inside and outside the critical region (see also Du et al. [113] for a related analysis of critical baryon diffusion effects). Finally, we note that with suitable generalizations, the formalism of Hydro+ can also be used to study hydrodynamics with chiral anomaly which couples non-conserved axial charge densities to hydrodynamic modes.

In spite of the significant progress made with regards to the evolution of LWF there is still need for further development

1. The formalism of fluctuating hydrodynamics discussed in this section only applies to the crossover side of the phase boundary. How to extend this to the first order transition region requires further investigation. The authors of Refs. [114–116] have investigated the role of the spinodal instability based on hydrodynamics with an EOS that contains a first order transition as well as a finite range term to model the interface tension. However, it remains to be investigated how these results are affected by critical and non-critical fluctuations.
2. Most of the studies based on the deterministic approach are limited to two-point functions of fluctuations. The extension of the existing formalism to higher-point functions, perhaps following the method of Ref. [79], is desirable, see Ref. [117] and Ref. [107] for recent developments along this direction.
3. The additional, deterministic variables as propagated in Hydro+ are already averaged quantities and as such cannot directly be included into standard event generators of heavy-ion collisions. Additional modeling of how to couple the initial state fluctuations is necessary. Final state fluctuations, diffusion and dependence on kinematic cut as occurs in the hadronic phase need to be modeled and coupled consistently. A model for particlizing, or freezing out, a hydrodynamic fluid with fluctuations as described by Hydro+ is described in Sect. VIII C.

We shall report the first simulations of Hydro+ in Sec. VI, where we also report progress using the stochastic approach.



## B. Chiral Magnetic Effect and related phenomena

As already discussed in Sec. II A, the spontaneous breaking of chiral symmetry by the formation of a chiral condensate in the vacuum is a fundamental feature of QCD. An equally important prediction of QCD is that the chiral condensate will eventually disappear at high temperature, and that chiral symmetry is restored. Chiral restoration above a critical temperature  $T_c \approx 155\text{MeV}$  has been established by lattice QCD calculations [8, 38]. The system created in heavy ion collisions at RHIC and LHC is expected to reach the chiral transition temperature and it is important to devise a measurement that directly probes chiral symmetry restoration.

A promising approach is to look for the so-called Chiral Magnetic Effect (CME) [29–31] which predicts the generation of an electric current by an external magnetic field under the presence of chirality imbalance:

$$\mathbf{J}_e = \sum_f \frac{Q_f^2}{2\pi^2} \mu_5 \mathbf{B} \quad (9)$$

where the sum is over all light flavors with electric charge  $Q_f$ , and  $\mu_5$  is the axial chemical potential that quantifies the chirality imbalance i.e. the difference in densities between right-handed and left-handed quarks. The CME is an important example of anomalous chiral transport processes.

The CME requires a chirality imbalance (i.e.  $\mu_5 \neq 0$ ). In the initial state of a heavy ion collision such an imbalance can arise from topological transitions in the gluon sector, such as instantons and sphalerons. These objects are a key feature of non-perturbative dynamics in QCD, but they are hard to observe directly, because gluons do not carry conserved quantum numbers such as baryon number or electric charge. The QCD axial anomaly implies that every topological transition in the gluon sector induces a change in the chirality by  $2N_f$  units. Consequently, an experimental observation of chirality imbalance via the CME would also be a direct probe of the elusive gluon topological transitions.

The CME also requires that the chirality imbalance, once created by topological transitions, is not destroyed by explicit or spontaneous chiral symmetry breaking in QCD. Explicit symmetry breaking is encoded in current quark masses, while spontaneous symmetry breaking is related to the quark condensate and the so-called constituent mass  $m_Q \sim 300\text{ MeV}$ . Both effects correspond to operators that violate chirality by two units. While the effect

of a small current quark mass on the CME is negligible, the effect of a constituent mass is not. For this reason, the observation of the CME can provide important evidence for chiral symmetry restoration.

In addition to the CME, there are other anomalous chiral transport phenomena such as the so-called Chiral Vortical Effect (CVE) [118–121], the Chiral Electric Separation Effect (CESE) [122, 123] as well as the Chiral Magnetic Wave (CMW) [124, 125]. These ideas have attracted strong interdisciplinary interest, particularly in condensed matter physics (for a review see [126]). For a more detailed discussion and an extensive bibliography, see the recent reviews [28, 127–133].

While the scientific significance of a possible CME discovery is high, the experimental search has encountered considerable challenges since the program was initiated in 2004 [29, 134]. The key issues were identified at the start of the BEST Collaboration around 2015. The past several years have seen significant progress in addressing these issues, as well as new opportunities for experimental signatures, as we discuss next.

For the CME to occur in heavy ion collisions requires a net axial charge  $N_5$  in a given event, as well as a strong magnetic field. Let us first discuss the axial charge generation. In a typical collision the fireball acquires considerable initial axial charge  $N_5$  from random topological fluctuations of the strong initial color fields. This has been demonstrated by recent classical-statistical simulations performed in the so-called glasma framework [135–139], which provides a quantitative tool for constraining the axial charge initial conditions that would be necessary for evaluating CME signals in these collisions.

Axial charge is not conserved due to the quantum anomaly and the nonzero quark masses. That is, starting with a certain non-vanishing initial  $N_5$ , it will subsequently relax toward a vanishing equilibrium value. The rate for such relaxation is controlled by the random gluonic topological fluctuations at finite temperature and also receives contribution from finite quark masses. Here the key issue is whether the initial axial charge can survive long enough to induce a measurable CME signal. Realistic estimates including both gluonic and mass contributions to axial charge relaxation [140–143] suggest that the QGP maintains its finite chirality for a considerable time. For the CME modeling, it is important to account for such non-equilibrium dynamics of axial charges. One approach is chiral kinetic theory, which has recently been developed [144–161], and applied to the phenomenology of heavy ion collisions in Refs. [162–165]. Alternatively, one can adopt the stochastic hydrodynamic

description for axial charge dynamics [142], which can be naturally integrated into a hydro-based modeling framework for both the bulk evolution and the CME transport.

The other key element is the magnetic field  $\mathbf{B}$ . Heavy ion collisions create an environment with an extreme magnetic field – at least at very early times – which arises from the fast-moving, highly-charged nuclei. A simple estimate gives  $|e\mathbf{B}| \sim \frac{\alpha_{EM} Z \gamma b}{R_A^2} \sim m_\pi^2$  at the center point between the two colliding nuclei upon initial impact. Given a magnetic field of this strength and a chiral QGP, we expect the CME to occur. However, for a quantitative analysis of possible CME signals, two crucial factors need to be understood: the azimuthal orientation as well as time duration of the magnetic field. A randomly oriented magnetic field which is not correlated to any other observable such as elliptic flow prevents the CME, even if presents, to be observed in heavy ion experiments. A magnetic field which, although very strong initially, decays too fast would lead to an undetectably small signal [166].

As first shown in [167, 168], strong fluctuations of the initial protons in the colliding nuclei lead to significant fluctuations in the azimuthal orientation of the  $\mathbf{B}$  field relative to the bulk matter geometry. Fortunately one can use simulations to quantify the azimuthal correlations between magnetic field and various geometric orientations (e.g. reaction plane, elliptic and triangular participant planes) in the collision. Such magnetic field fluctuations turn out to be useful features for experimental analysis, by comparing relevant charge-dependent correlations measured with respect to reaction plane as well as elliptic and triangular event planes, see the discussions in [28, 129, 132].

The strong initial magnetic field rapidly decays over a short period of time due to the rapid motion of spectator protons along the beam direction. Understanding the dynamical evolution of the residual magnetic field in the mid-rapidity region is a very challenging problem. Many studies based on different levels of approximation have been made [169–178]. Generically we expect an electrically conducting QGP to increase the lifetime of the  $\mathbf{B}$  field, but quantitative determinations are difficult. Simulations were performed based on a magneto-hydrodynamic (MHD) framework [171, 172, 179–183]. However the QGP may not have a sufficiently large electric conductivity to be in an ideal MHD regime. Another, perhaps more realistic approach aims to solve the in-medium Maxwell’s equations in an expanding and conducting fluid while neglecting the feedback of the  $\mathbf{B}$  field on the medium bulk evolution [173]. The BEST Collaboration effort has focused on developing a robust simulation framework for  $\mathbf{B}$  field evolution along this latter approach, with significant progress

achieved recently. See further discussions in Sec. VIC. Additionally, there are interesting studies of other effects induced by a strong magnetic field which could be used to constrain the in-medium  $\mathbf{B}$  field in heavy ion collisions [172, 173, 176–178, 184–190].

On the experimental side, the CME-induced transport is expected to result in a dipole-like charge separation along  $\mathbf{B}$  field direction [29], which could be measured as a charge asymmetry in two-particle azimuthal correlations [134]. Extensive searches have been carried out over the past decade to look for this correlation by the STAR Collaboration at the Relativistic Heavy Ion Collider (RHIC), as well as by ALICE and CMS Collaborations at the Large Hadron Collider (LHC) [134, 191–196]. Encouraging hints of the CME have been found, in particular in the regime studied by the RHIC Beam Energy Scan program. However, the interpretation of these data remains inconclusive due to significant background contamination. For a more in-depth discussions see, e.g. [28, 128, 129, 131, 197]. A new opportunity of potential discovery for the CME is provided by a decisive isobar collision experiment, carried out in the 2018 run at RHIC [127, 198–201], whose data are still being analyzed.

Critical to the success of the experimental program is a precise and realistic characterization of the CME signals as well as backgrounds in these collisions. To achieve this requires a framework that addresses the main theoretical challenges discussed above: (1) dynamical CME transport in the relativistically expanding viscous QGP fluid; (2) initial conditions and subsequent relaxation for the axial charge; (3) co-evolution of the dynamical magnetic field with the medium; (4) proper implementation of major background correlations. A framework that addresses most of these effects, dubbed EBE-AVFD (Event-By-Event Anomalous-Viscous Fluid Dynamics) [166, 202, 203], has been developed by the BEST Collaboration and will be discussed in detail in Sec. VIC.

#### IV. EOS WITH 3D-ISING MODEL CRITICAL POINT

Starting from the results discussed above, a family of Equations of State was created, each one containing a critical point in the 3D Ising model universality class, and constrained to reproduce the lattice QCD results up to  $\mathcal{O}(\mu_B/T)^4$  [78]. Earlier, an equation of state containing a 3D Ising model critical point was obtained in Refs. [204, 205], but the critical effects were built on top of a quasi-particle, MIT bag or Hadron Resonance Gas model

equation of state, rather than systematically matching them to lattice QCD results. In our work the mapping between the Ising model phase diagram (in terms of reduced temperature  $r$  and magnetic field  $h$ ) and the QCD one (in terms of  $T$  and  $\mu_B$ ) is performed in terms of six parameters: the location of the critical point  $(T_C, \mu_{BC})$ , the angles  $\alpha_1$  and  $\alpha_2$  that the  $r$  and  $h$  axes form with the  $T = 0$  QCD one, and the  $(w, \rho)$  parameters that indicate a global and a relative scaling of the axes. Such a mapping is shown in Fig. 8.

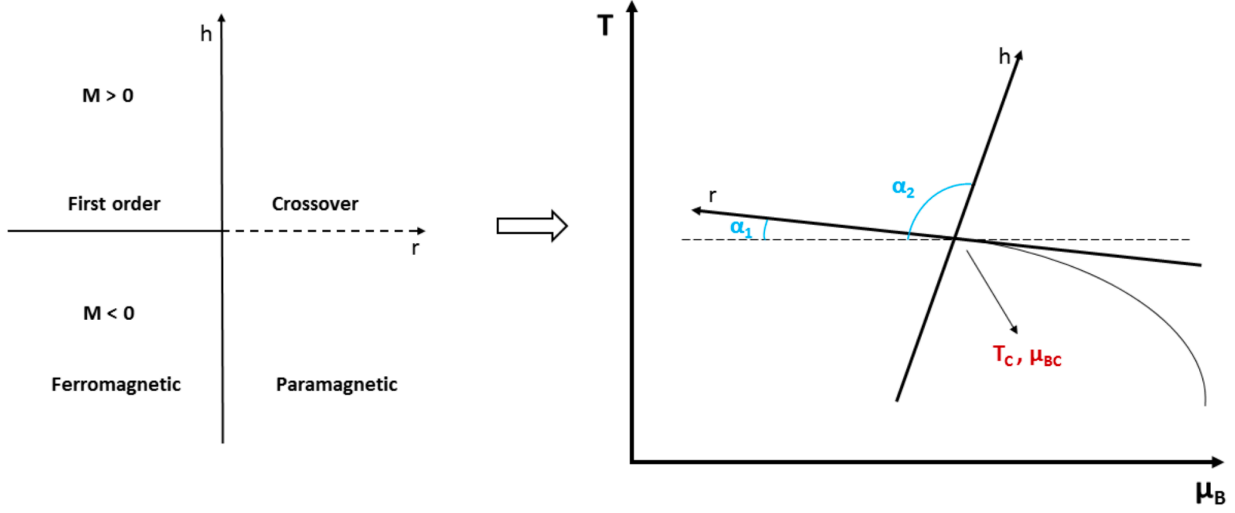


FIG. 8. From Ref. [78]. Non-universal mapping from Ising variables  $(r, h)$  to QCD coordinates  $(T, \mu_B)$ .

Two of these parameters are fixed imposing that the critical point lies on the phase transition line obtained in lattice QCD simulations (see details on the QCD transition line in Section II A). The other four parameters can be freely varied by the user, who can download the code from the BEST Collaboration repository [206]. The goal is then that a systematic comparison between the predictions of hydrodynamic codes that use this EoS as an input and the experimental data, will help to constrain these parameters, including the location of the critical point.

The assumption is that the lattice QCD Taylor expansion coefficients can be written as the sum of the Ising contribution and a non-critical one, that can be obtained as the difference between lattice and Ising:

$$T^4 c_n^{LAT}(T) = T^4 c_n^{Non-Ising}(T) + T_C^4 c_n^{Ising}(T). \quad (10)$$

The full pressure is then reconstructed as

$$P(T, \mu_B) = T^4 \sum_n c_{2n}^{Non-Ising}(T) \left( \frac{\mu_B}{T} \right)^{2n} + P_{crit}^{QCD}(T, \mu_B). \quad (11)$$

Figure 9 shows the entropy density and the speed of sound for the parameter choice used in Ref. [78]. This equation of state has been recently extended to the phenomenologically

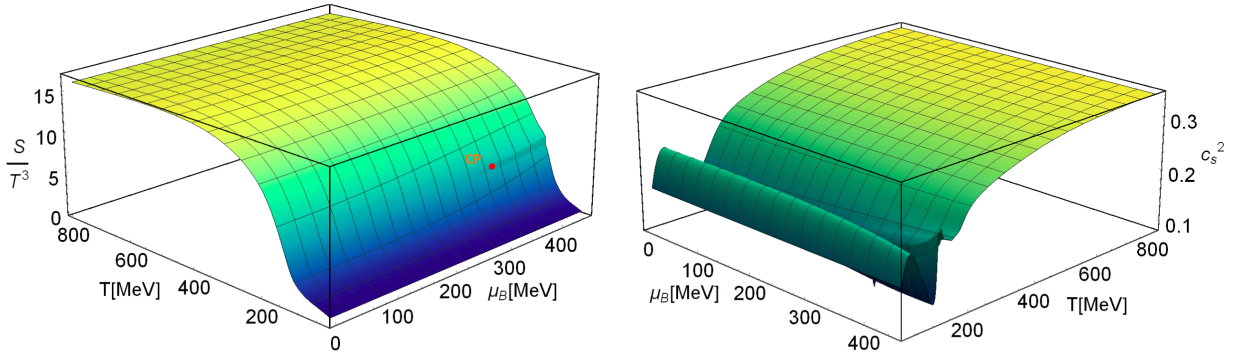


FIG. 9. From Ref. [78]. Entropy density (left) and speed of sound  $c_s^2$  (right) as functions of temperature and chemical potential, for the parameter choice described in Ref. [78]. In particular, the critical point for this choice is located at  $\mu_{BC} = 350$  MeV and  $T_C = 143.2$  MeV.

relevant case of strangeness neutrality and fixed electric charge/baryon number ratio in Ref. [207]. Recently, the BEST EoS has been used to study the behavior of the critical fourth-order cumulant of baryon number on conjectured freezeout trajectories in the QCD phase diagram [208]. It was found that subleading and non-singular terms have a significant effect on the behavior of the fourth order cumulant (kurtosis). The original prediction based on Ising universality is that, as the baryon chemical potential increases along the freezeout curve, the kurtosis first exhibits a dip, followed by a peak [209]. However, when subleading terms are taken into account, the dip is not a robust feature of the kurtosis along the freezeout line, and only the enhancement is a generic feature of the equation of state.

## V. INITIAL CONDITIONS

### A. Challenges of the Beam Energy Scan

At the highest RHIC energies and at the LHC, the approaching nuclei are highly Lorentz contracted. At top RHIC energy the nuclei (more precisely: their valence quarks) pass

through one another in less than  $0.15 \text{ fm}/c$ , and at the LHC the time is even shorter. Particles are produced over a range of rapidities, roughly defined by the beam rapidities,  $\pm 5.4$  at RHIC and  $\pm 8$  at the LHC. This large rapidity range implies that comoving observers within  $\sim$  one unit of rapidity of central rapidity see essentially the same physics, strongly Lorentz contracted, highly excited, target and projectile nuclei receding at a velocity close to the speed of light. This observation motivated Bjorken to propose a hydrodynamic model [210] of relativistic heavy ion collisions based on longitudinal boost invariance. The Bjorken model allows us to reduce the 3+1 dimensional evolution to a 2+1 dimensional problem. This approximation appears to hold at the 5% level for the highest RHIC energies, when considering mid-rapidity measurements. The variation of the baryon density with rapidity can also be ignored at these energies. For a given beam energy the initial state for hydrodynamics can be characterized by  $\lesssim 6$  parameters describing the magnitude and shape of the transverse energy density profile, the baryon density, the anisotropy of the initial stress-energy tensor, and the initial transverse flow [211, 212].

At BES energies none of these simplifications are warranted. Nuclei require up to  $4 \text{ fm}/c$  to pass through one another, and a significant fraction of the transverse collective flow has developed before the incoming nuclei have finished depositing energy. The deposition of energy and baryon number vary over a much smaller rapidity range, invalidating any assumptions of boost invariance. Describing the initial state for hydrodynamics is much more difficult as one must quantify the variations of energy density, baryon density, and initial transverse flow with rapidity. Further, one must account for the fact that energy and baryon density are deposited over a significant amount of time [213]. Without a doubt, modeling this phase of the collision is one of the most daunting challenges faced by the BEST Collaboration. In the next section, the status of the Pre-BEST 3D collision models is reviewed. The following two sections then present two schemes developed by the BEST Collaboration that address the challenges described above.

## B. Pre-BEST status of 3D initial condition models

We present a brief summary of available models that have been or can be used to provide initial conditions for 3+1 dimensional hydrodynamic simulations. First 3+1D hydrodynamic simulations were performed with smooth initial conditions, and the typical approach to

include a longitudinal structure to a transverse optical Glauber model geometry was to apply an envelope function consisting of a plateau around space-time rapidity zero and two half-Gaussians in the forward and backward directions [214]. The parameters of the model, i.e., the plateau and Gaussian widths, could then be tuned to fit experimental data. The same method could also be used when fluctuations in the transverse geometry are included (see e.g. [215]). Another approach, that similarly factorizes the transverse from the longitudinal dependence, was followed in [216], extending the Trento model [212] to three dimensions.

Early simulations of 3+1D hydrodynamics with initial state fluctuations in all three dimensions were performed using UrQMD [217, 218] or NEXUS [219] to provide the initial conditions [220–223]. When using UrQMD, for example, all produced point-like particles are assigned a 3D spatial Gaussian with a tuneable width to generate smeared out energy, baryon, and momentum densities as input for the hydrodynamic equations [220].

Also AMPT [224], which is based on HIJING [225], has been used to generate fluctuating initial conditions for 3+1D hydrodynamics. Here, one has mini-jets and soft partons (from melted strings) with varying formation times. Typically, after running AMPT’s parton cascade, one can determine a proper time surface on which most partons have formed, use it as the initial time for hydrodynamics, and neglect late time interactions in the cascade, that occur mainly at forward rapidities [226]. Each parton is then treated similarly to the UrQMD case above and 3D Gaussians are assigned to form an energy momentum tensor in every hydro grid cell.

Aside from these models, which are based on generators that initially produce hadrons, several other options are available, including some that are based on the AdS/CFT correspondence [227]. These can provide initial conditions for energy and momentum [228], as well as baryon densities [229], but so far they typically neglect geometric fluctuations. Another possibility that has been explored is to extend the color glass condensate based models to three dimensions. This has been done, for example, by employing JIMWLK evolution [230–236] to determine the Bjorken  $x$  dependence of the gluon distributions in the incoming nuclei, and from that deduce the rapidity dependence [237] of the initial energy momentum tensor, or by fully extending the Yang-Mills computations, done in 2D in the IP-Glasma model [238, 239], to three dimensions [240, 241]. While these models provide an initial energy momentum tensor, baryon stopping in a saturation framework was separately addressed in [242, 243].



Except for the implementations discussed in [244] and [245], the models discussed above do not address the issue of the relatively long overlap time of the two colliding nuclei at low beam energies, which makes an initialization on a constant eigentime surface problematic. Indeed, up to now, even initial conditions based on UrQMD are based on particles propagated to a constant eigentime surface, at which hydrodynamics is initialized [223]. Within BEST, a fully dynamical initial state model, based on string deceleration, which provides three dimensional source terms for energy, momentum, and baryon currents, was developed and is implemented dynamically into the 3+1 dimensional MUSIC code [215, 246, 247]. Its advantages over existing models that have been coupled to hydrodynamics are that energy (and charge) deposition is linked to the dynamical deceleration of the string ends, which leads to a realistic space time picture, and that the model only requires a limited number of parameters, so that it can be incorporated into a Bayesian analysis framework. We will discuss this model in Section V D. In the following, we first describe another new development, a minimal extension of the conventional Glauber model, that describes the longitudinal structure of the initial state based on energy and longitudinal momentum conservation arguments.

### C. Simple collision geometry based 3D initial condition

The conventional Glauber model assumes the colliding nuclei to be infinitely Lorentz contracted along the beam direction. The produced energy/entropy densities in the transverse plane depend on the nuclear thickness functions  $T_A$  and  $T_B$ . The authors of Ref. [248, 249] proposed a minimal extension of the Glauber model to 3D which respects the constraints imposed by energy and momentum conservation locally at every transverse position in the collision. At any point in the transverse plane  $(x, y)$ , conservation of energy  $E(x, y)$  and longitudinal momentum  $P_z(x, y)$  imply that

$$E(x, y) = [T_A(x, y) + T_B(x, y)]m_N \cosh(y_{\text{beam}}) = \int d\eta_s \tau_0 T^{\tau t}(\tau_0, x, y, \eta_s), \quad (12)$$

and

$$P_z(x, y) = [T_A(x, y) - T_B(x, y)]m_N \sinh(y_{\text{beam}}) = \int d\eta_s \tau_0 T^{\tau z}(\tau_0, x, y, \eta_s), \quad (13)$$

respectively. Here,  $T^{\mu\nu}(\tau, x, y, \eta_s)$  are the components of the stress tensor at transverse position  $(x, y)$ , proper time  $\tau$ , and spatial rapidity  $\eta_s$ . These relations ensure that the space-

momentum correlations in the initial state are continuously passed to the hydrodynamic phase. Assuming Bjorken flow, the local energy-momentum tensor of the fluid at the hydrodynamic starting time  $\tau_0$  matches with the Glauber model collision geometry, and especially the global angular momentum is smoothly mapped from the colliding nuclei to the fluid fields.

Ref. [248] shows that at sufficiently high collision energies a flux-tube-like parameterization of the longitudinal distribution of energy density  $T^{\tau\tau}(\tau_0, x, y, \eta_s) = e(\tau_0, x, y, \eta_s)$ , combined with local energy-momentum conservation, results in a transverse energy density scaling  $e(x, y) \propto \sqrt{T_A(x, y)T_B(x, y)}$ , which is preferred by the Bayesian statistical analysis [33].

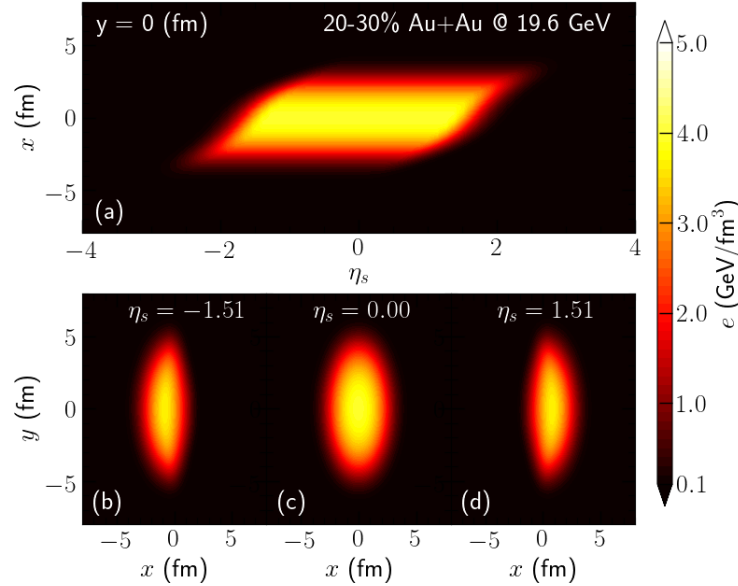


FIG. 10. Contour plot for the local energy density distribution at  $\tau = 1.8$  fm/c in 20-30% Au+Au collisions at 19.6 GeV [248] in space time rapidity and one transverse direction (for  $y = 0$ ) (a), and in the transverse  $(x - y)$  plane for three different space time rapidities (b)-(d).

Fig. 10 shows projections of the 3D initial energy density distribution in 20-30% Au+Au collisions at 19.6 GeV. In Panel (a), the energy density is shifted to positive  $\eta_s$  for  $x > 0$ , which is a consequence of longitudinal momentum conservation. Along the impact parameter direction (positive  $x$ ), the local nucleus thickness function of the projectile nucleus is larger than that of the target, which leads to a positive net longitudinal momentum in the  $x > 0$  region. Panels (b-d) illustrate the shape of the energy density in the transverse direction

for three different space-time rapidities. The fireball becomes more eccentric in the forward and backward directions compare to the energy density profile at mid-rapidity. The dipole-deformation of the fireball is odd in the space-time rapidity, correlated with the direction of net longitudinal momentum  $P_z$ .

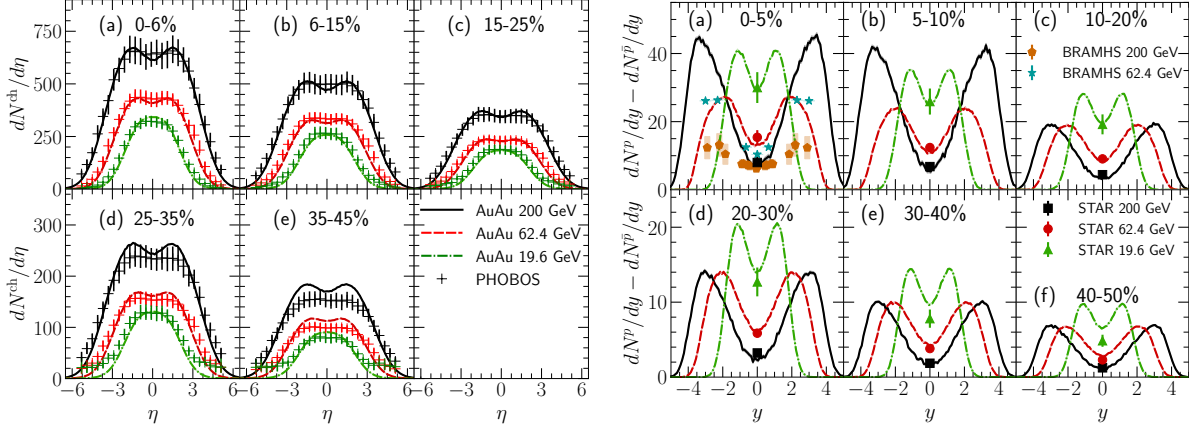


FIG. 11. The (pseudo-)rapidity distributions of the produced charged hadrons (left) and net protons (right) compared with the RHIC measurements for Au+Au collisions at 19.6, 62.4, and 200 GeV [250–253]. The figure was taken from Ref. [248].

Fig. 11 shows that the collision-geometry-based initial state model with hydrodynamics + hadronic transport simulations can achieve a good description of the (pseudo-)rapidity distributions of the produced charged hadrons and net protons measured at RHIC. Note that this model was calibrated only with the data in the most-central collisions in panel (a). The results in other centrality bins were model predictions. The rapidity evolution as a function of collision centrality was well captured by this model. For the net proton rapidity distribution, this model gives a good description of the experimental measurement at mid-rapidity as a function of centrality, while the rapidity dependence still has room for improvements.

#### D. Dynamical initial condition

As already noted, when the collision energy is decreased to  $\mathcal{O}(10)$  GeV, the relativistic Lorentz contraction factors of the colliding nuclei along the beam (longitudinal) direction are no longer large. The overlap time required for the two colliding nuclei to pass through

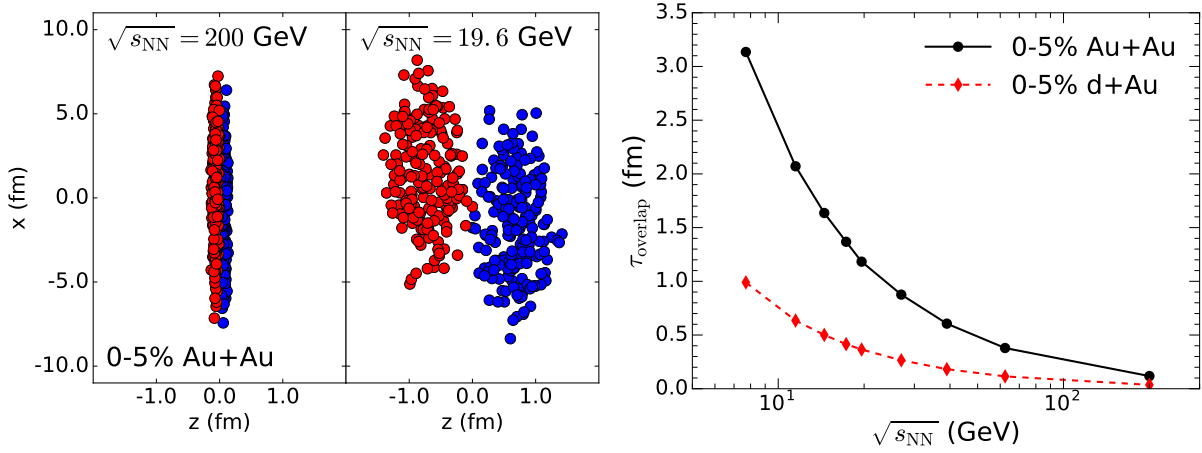


FIG. 12. Left: Visualization of the Lorentz contraction of incoming nuclei at the time of the first nucleon nucleon collision for  $\sqrt{s} = 200$  GeV and 19.6 GeV Au+Au collisions. Right: The overlap time as a function of center of mass energy for Au+Au and d+Au collisions. Figure from [254].

each other becomes significant compared to the total lifetime of the system, which is of the order  $10 \text{ fm}/c$ , see Fig. 12. The nucleon-nucleon collision pairs that collide early will produce energy-momentum currents that evolve (possibly hydrodynamically) before the rest of the nucleons collide with each other.

To deal with this situation, a new dynamical framework which connects the pre-equilibrium stage of the system to hydrodynamics on a local collision-by-collision basis was proposed [254]. The hydrodynamic evolution starts locally at a minimal thermalization time after the first nucleon-nucleon collision. The sequential collisions between nucleons that occur later contribute dynamically as energy and net-baryon density sources to the hydrodynamic simulations.

For nucleon-nucleon collision we consider energy loss of the valence quarks, whose initial momentum fraction is sampled from nuclear parton distribution functions. They go through a classical string-deceleration model, which generates correlations between space-time and momentum.

Going beyond the BEST-developed model discussed in [254], more recent developments take into account that the energy and momentum deposited in the medium are equal to the energy and momentum lost in the deceleration process, resulting in exact energy and momentum conservation in the model. Furthermore, baryon number is propagated with some probability along the string towards midrapidity, following the idea of baryon junctions

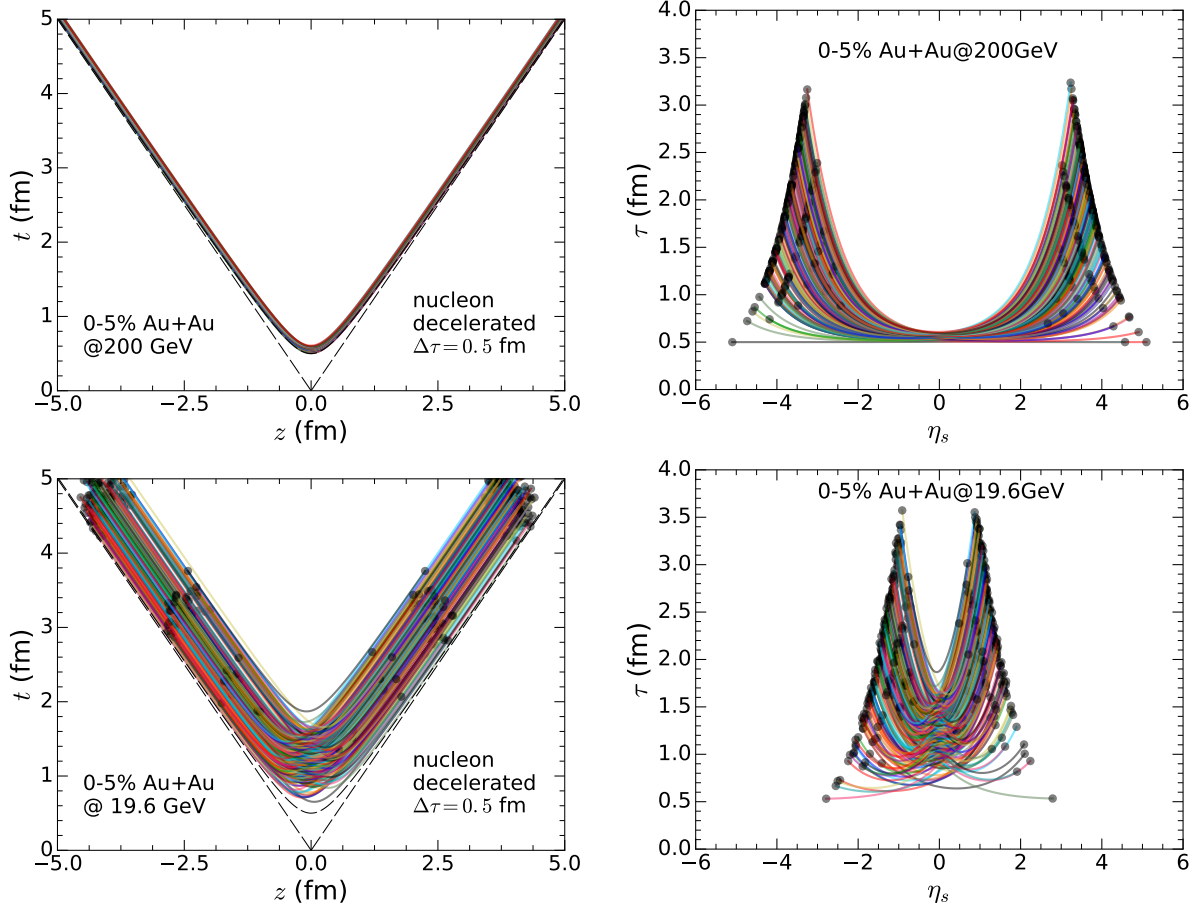


FIG. 13. The spacetime distribution of strings, which indicate where and when energy is deposited into the system. Upper panels show top RHIC energy, lower panels  $\sqrt{s} = 19.6$  GeV collisions. Left panels show  $t - z$ , right panels  $\tau - \eta_s$  coordinates. Figure from [254].

first put forward in [255]. Consequently, the model includes spatial fluctuations of the net baryon density and energy density, and thus fluctuations of where in the phase diagram the hydrodynamic evolution begins for every position in space.

In Fig. 13 we illustrate the space time distribution of the sources that enter the hydrodynamic calculation, by showing the distributions of strings in the  $t - z$  (left panels) or  $\tau - \eta_s$  (right panels) plane for  $\sqrt{s} = 200$  GeV (upper panels) and  $\sqrt{s} = 19.6$  GeV (lower panels) collisions. While at the higher energy strings are distributed close to what looks like a constant  $\tau$  surface in the  $t - z$  plane, there is a large spread in the  $t$  direction for the lower energy collision. Studying the distribution in the  $\tau - \eta_s$  plane reveals that while around midrapidity the high energy result is indeed well approximated by the assumption of a fixed initial  $\tau$ , at large space time rapidity even the high energy collision shows a significant spread

in the  $\tau$  direction. This indicates that dynamic sources are relevant for all collision systems, if one is interested in the physics beyond midrapidity. For low collision energies, there is no way around the fact that the initial energy deposition takes a significant amount of time, even at midrapidity.

Coupling the new dynamic initial state to the hydrodynamic simulation MUSIC via sources as described above and in [254], which in turn is coupled to UrQMD, which performs hadronic rescattering, we can obtain final particle spectra differential in rapidity and transverse momentum.

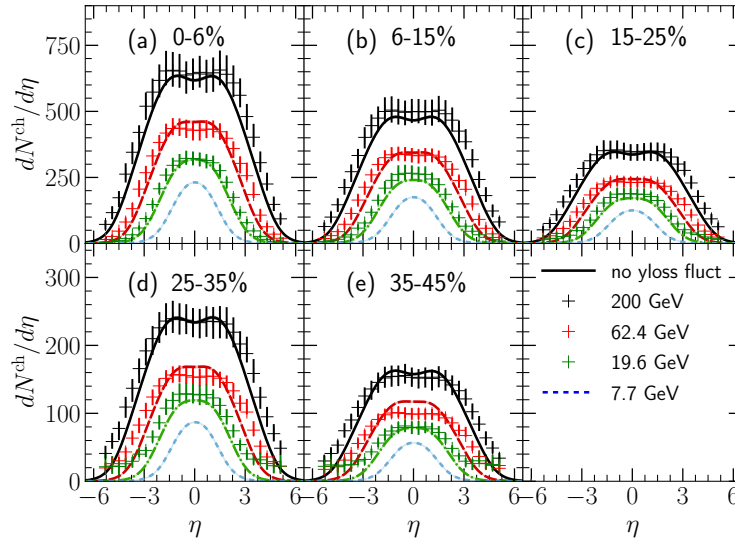


FIG. 14. The centrality and collision energy dependence of charged hadron pseudo-rapidity distributions [256, 257] compared with experimental data from the PHOBOS Collaboration [250].

In Fig. 14 we present results for transverse momentum integrated charged hadron rapidity distributions at various collision energies in different centrality classes in Au+Au collisions and compare to experimental data from the PHOBOS Collaboration [250]. The centrality and energy dependence is well described, yet most distributions are narrower than the experimental data. A fine tuning of the parameters and study of the effect of fluctuations in the rapidity loss of the decelerating quarks is still ongoing and could potentially lead to an improvement of the description of the experimental data.

In Fig. 15, we show net-proton rapidity distributions for different centrality classes and different collision energies in Au+Au collisions, and compare to experimental data from the BRAHMS [258] and STAR [259, 260] Collaborations. Except for most central events and

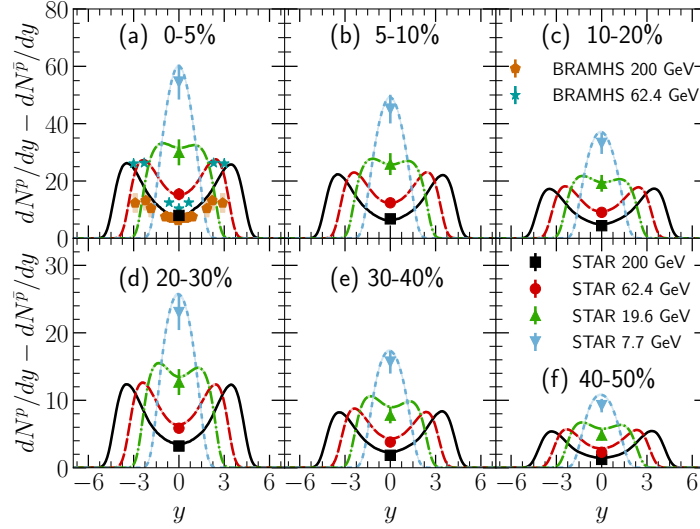


FIG. 15. The rapidity distributions of net proton distribution for 6 centrality bins and different collision energies at RHIC [251–253, 256, 257].

the highest collision energies, experimental data are only available at midrapidity. Yet, the energy and centrality dependence of net-proton production is also well described, with the rapidity dependence in the 0-5% bin for 200 and 62.4 GeV collisions also agreeing rather well with the data. Unfortunately, rapidity distributions for net protons are not available for all collision energies and centralities.

It is absolutely essential to describe the baryon stopping as realistically as possible when the goal is the extraction of critical fluctuations from net-proton cumulants. Thus, the proper description of the average net-proton production over a wide range of energies and centralities is a necessary condition for a model to fulfill. More constraints on the model, particularly the baryon transport, can be obtained by comparing to experimental data from asymmetric systems, in particular d+Au collisions, for which data are available at different collision energies.

## VI. HYDRODYNAMICS

### A. Introduction and summary

Prior to the BEST Collaboration, the collision energy dependence of radial and elliptic flow in heavy-ion collisions was investigated using boost-invariant simulations [261, 262]. At intermediate collision energies, the heavy-ion collisions break the assumption of longitudinal boost-invariance. Such non-trivial longitudinal dynamics was first studied in a simplified 1+1D simulation [263]. Later, the first 3D hydrodynamic + hadronic transport simulations with the UrQMD transport-based initial conditions found that the effective specific shear viscosity increases as collision energy is lowered [223].

The viscous hydrodynamic treatment of heavy ion collision, which has been successfully applied to top RHIC and LHC energies, requires several essential extensions in order to be applicable for the energies relevant for the BES. At the lower energies the net-baryon density does not vanish and thus the theoretical framework needs to be able to propagate all the conserved currents, baryon number, strangeness, and electric charge. At low collision energies  $\mathcal{O}(10)$  GeV, the finite longitudinal extension of the colliding nuclei has to be taken into account, which leads to a substantial overlapping time  $\tau_{\text{overlap}} \sim 1 - 3$  fm/c during which the two nuclei pass through each other. The pre-equilibrium dynamics during this overlapping time may play an important role in understanding baryon stopping and density fluctuations along the longitudinal direction of collisions. In order to quantitatively model the dynamics of heavy-ion collision at the RHIC Beam energy scan energies, the following ingredients are essential:

- Pre-equilibrium dynamics during the stage when the two colliding nuclei pass through each other.
- An equation of state at finite baryon density based on lattice QCD calculations, combined with a critical point controlled by a set of adjustable parameters.
- Fluid dynamic equations for all conserved charges, including dissipative effects.

We will describe progress on these issues below. For general reviews of hydrodynamic modeling at RHIC and LHC, and for definitions of hydrodynamic observables we refer the reader to Ref. [5, 213, 264, 265].



## B. Conventional relativistic hydrodynamics

### 1. Results from full 3D dynamical simulations

Solving the equations of motion of hydrodynamics at intermediate and low collision energies requires an equation of state (EoS), which describes the thermodynamic properties of nuclear matter at finite baryon density. Current lattice QCD techniques cannot directly compute such an EoS because of the sign problem [43]. However, at vanishing net baryon density, or  $\mu_B = 0$ , higher-order susceptibilities have been computed by lattice QCD [12]. These susceptibility coefficients were used to construct a nuclear matter EoS at finite baryon densities through a Taylor expansion [56, 57, 78, 266]. These EoS are reliable within the region where  $\mu_B/T \lesssim 2$  in the phase diagram as shown in Sec. II A.

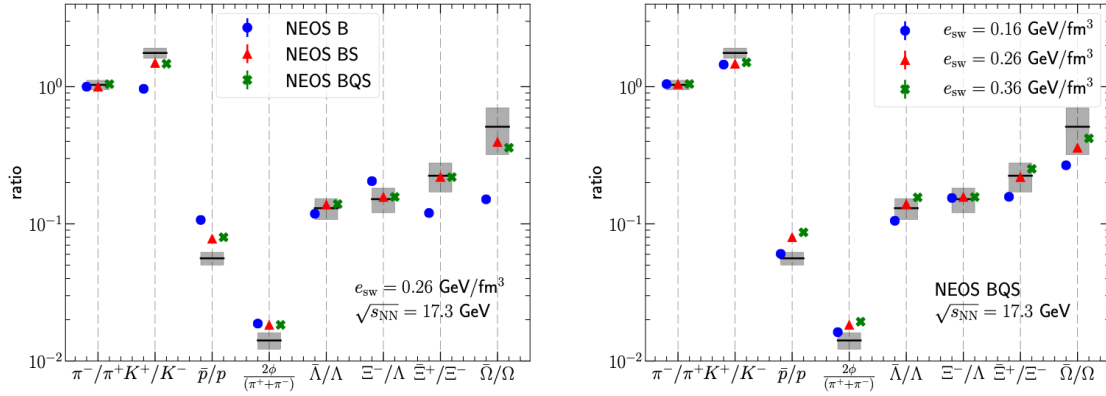


FIG. 16. (color online) Left Panel: Identified particle ratios for the three different equations of state from the same calculation compared to the NA49 experimental data (compiled in [267]). Right Panel: Identified particle ratios for the three different switching energy densities. The figure was taken from Ref. [57].

Let us now discuss the phenomenological impacts of various model ingredients, such as strangeness neutrality and presence of a critical point. Because the colliding nuclei do not carry any net strangeness, the strangeness density in nuclear collisions vanishes on average,  $n_s = 0$ . This condition leads to  $\mu_s \sim \mu_B/3$  in the QGP phase [266, 268–270]. Fig. 16 shows the effect of the strangeness neutrality on identified particle yields at 17.3 GeV. The relative yields of multi-strangeness baryons increase and agree well with the NA49 measurements once the strangeness neutrality condition is imposed. Further imposing

$n_Q = 0.4n_B$  introduces a small difference between the  $\pi^+$  and  $\pi^-$  yields. The right panel shows the dependence of relative particle yields on the choice of switching energy density, at which fluid cells are mapped to individual hadrons. A lower switching energy density yields smaller ratio of anti-baryons to baryons. A switching energy density  $e_{\text{sw}} \sim 0.2 \text{ GeV/fm}^3$  is preferred by the NA49 measurements at the top SPS collision energy.

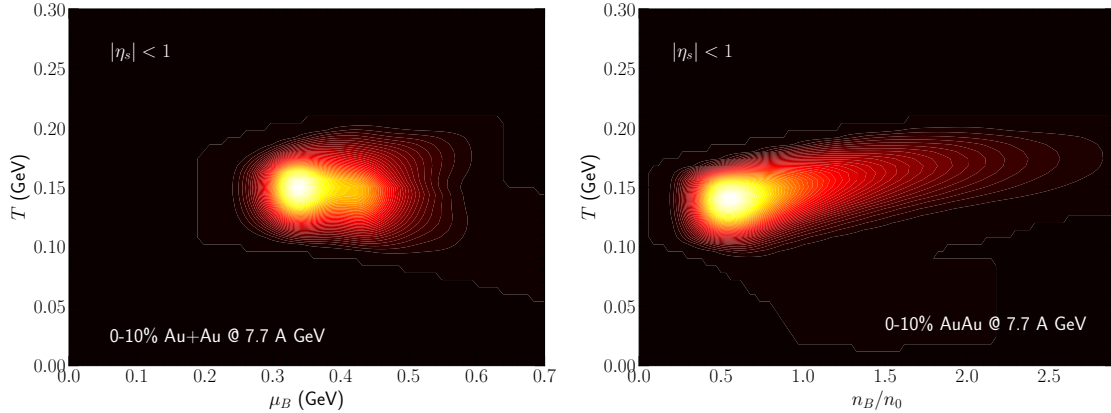


FIG. 17. (color online) Fireball trajectories in the  $T - \mu_B$  phase diagram (left) and  $T - (n_B/n_0)$  (right) for 0-10% Au+Au collisions at 7.7 A GeV [248]. The brightness is proportional to the space-time volume of the fireball.

Once the dynamical simulations are calibrated with the particle production measurements, they can provide a realistic and detailed space-time evolution of the relativistic heavy-ion collisions. Fig. 17 shows the trajectories of an averaged 0-10% Au+Au collision at  $\sqrt{s_{\text{NN}}} = 7.7 \text{ GeV}$  in the QCD phase diagrams. These trajectories were analyzed from the hybrid simulations performed in Ref. [248], which was calibrated to reproduce the measured net proton yield at midrapidity. The 3D dynamical framework allows us to map individual heavy-ion collisions to the QCD phase diagram. At  $\sqrt{s_{\text{NN}}} = 7.7 \text{ GeV}$ , in the central rapidity region  $|\eta_s| < 1$ , most of the fireball explores regions with  $T \in [0.1, 0.2] \text{ GeV}$  and  $\mu_B \in [0.25, 0.5] \text{ GeV}$ . The right panel shows the phase diagram as a function of the ratio of local net baryon density to the normal nuclear saturation density  $n_B/n_0$  with  $n_0 = 0.17 \text{ (1/fm}^3\text{)}$ . At 7.7 GeV collision energy, the majority of the fluid cells in the fireball reach about half of the nuclear saturation density,  $n_B \sim 0.1 \text{ fm}^{-3}$ . During the early time of the evolution, the value of net baryon density can reach up to  $0.5 \text{ fm}^{-3}$ , about three times normal nuclear density.

In Fig. 18, we explore the effects of the presence of a critical point in the equation of state

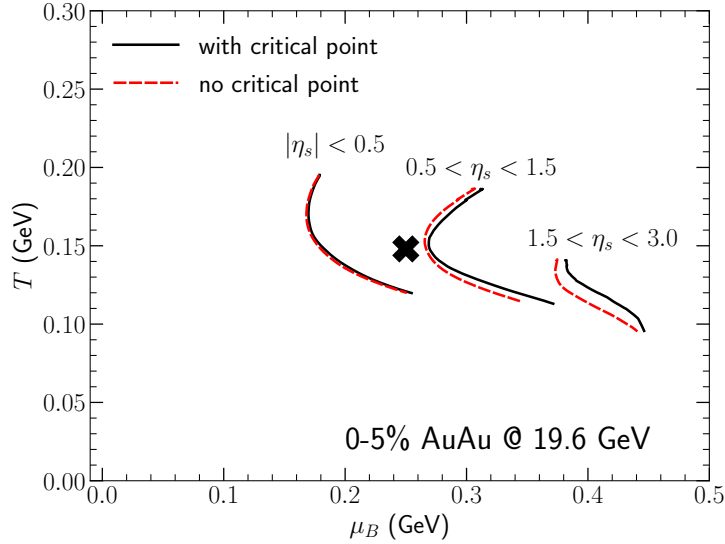


FIG. 18. (color online) The effect of the presence of a critical point on the averaged fireball trajectories in three space-time intervals in 0-5% Au+Au collisions at 19.6 GeV. The critical point is located at  $T_c = 148$  MeV and  $\mu_{B,c} = 250$  MeV, as indicated by the cross.

[78] on the averaged fireball trajectories. The critical point and the line of first-order phase transitions emerging from it for  $\mu_B > \mu_{B,c}$  distort the adiabatic ( $s/n_B = \text{const}$ ) expansion trajectories [78, 271, 272]. We consider a critical point at  $T_c = 148$  MeV and  $\mu_{B,c} = 250$  MeV and study how it influences the time evolution and the final state observables of a heavy-ion collisions at 19.6 GeV. Fig. 18 shows that the fireball trajectories shift to slightly larger  $\mu_B$  values compared to those from the simulations without the critical point. This effect is consistent with the effect of critical point on constant  $s/n_B$  trajectories shown in Ref. [78]. The effect is larger at forward rapidities, where the fireball crosses the first-order phase transition. The two phases are connected by a Maxwell construction [78]. This means that we are not trying to simulate nucleation or spinodal decomposition. Because the fireball trajectories are averaged over a distribution of  $s/n_B$  values from individual fluid cells, the trajectory discontinuities at phase transition boundary are smeared. We find that the two EoS with and without critical point result in very similar final particle spectra and flow observables, indicating that these observables have limited sensitivity to the existence and location of a critical point. But note that the implementation of a first-order phase transition at large  $\mu_B$  into the dynamical simulations has been somewhat rudimentary so far and requires further study.

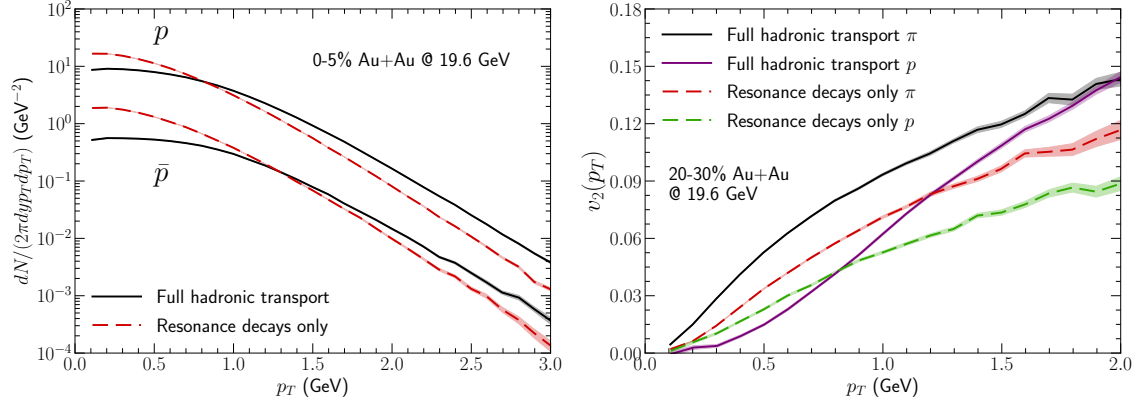


FIG. 19. (color online) Left Panel: The effects of hadronic transport on the transverse momentum spectra of protons and anti-protons for 0-5% Au+Au collisions at  $\sqrt{s_{NN}} = 19.6$  A GeV. Right Panel: The effects of hadronic transport evolution on pion and proton  $p_T$ -differential  $v_2(p_T)$  in 20-30% Au+Au collisions at  $\sqrt{s_{NN}} = 19.6$  A GeV. Results from Ref. [273].

As the collision energy decreases, the hadronic dynamics becomes more and more important in describing the dynamics of relativistic heavy-ion collisions. Fig. 19 demonstrates the effects of hadronic scattering on the shape of  $p_T$ -spectra and  $v_2(p_T)$  of identified particles at  $\sqrt{s_{NN}} = 19.6$  GeV. Hadronic interactions flatten both proton and anti-proton spectra because of scatterings with fast moving pions, known as the “pion wind”. The baryon rich environment at 19.6 GeV also results in a more prominent annihilation of anti-protons compared to what is observed at 200 GeV [57, 274]. The right panel shows that the elliptic flow coefficients of pions and protons continue to increase in the hadronic phase. The remaining spatial eccentricity continues to generate momentum anisotropy of particles in the hadronic transport phase, increasing the elliptic flow of pions and protons at high  $p_T$ . The low  $p_T$  protons’  $v_2$  receives a blue shift from the “pion wind”, which increases the splitting between pion and proton  $v_2$  during the hadronic evolution.

## 2. Baryon diffusion

At intermediate collision energies, the non-vanishing net baryon density  $n_B$  forms a conserved particle number current in the hydrodynamic evolution,

$$\partial_\mu j_B^\mu = 0 \quad \text{with} \quad j_B^\mu = n_B u^\mu + q_B^\mu. \quad (14)$$

Similar to the energy-momentum tensor, the evolution of net baryon current involves dissipative effects, controlled by the net baryon diffusion current  $q_B^\mu$ . Note that in the presence of a conserved baryon charge there are different frames that can be used to define the fluid velocity  $u^\mu$ . In the Landau frame the fluid velocity is defined by the condition that  $T_{\nu\mu}u^\mu = eu_\nu$ , so that there is no dissipative contribution to the energy flux. The baryon diffusion current  $q_B^\mu$  then characterizes baryon diffusion relative to the energy current. In the Navier-Stokes limit, this diffusion current  $q_B^\mu$  is proportional to local gradients of the ratio of net baryon chemical potential over temperature,  $q_B^\mu \propto \kappa_B \nabla^\mu(\frac{\mu_B}{T})$ , where  $\kappa_B$  is the baryon diffusion constant [273, 275].

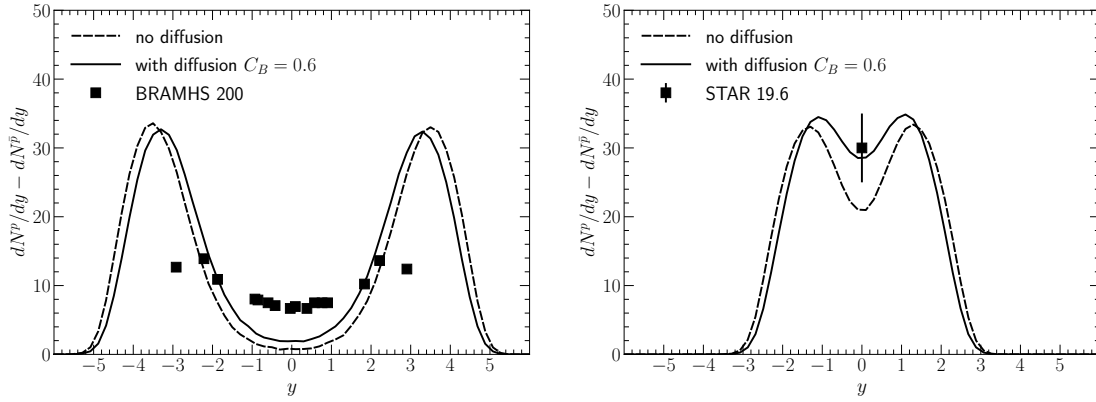


FIG. 20. The effects of baryon diffusion on net proton rapidity distributions. Results from Ref. [273]. The experimental data are from [251, 252].

The effects of net baryon diffusion on phenomenological observables were systematically studied in Ref. [113, 273]. The  $p_T$ -differential observables for proton and anti-protons show strong sensitivity to the out-of-equilibrium corrections at particlization. Fig. 20 highlights the most prominent effect of baryon diffusion currents, which is a change in the rapidity distribution of net protons in heavy-ion collisions. A non-zero diffusion constant  $\kappa_B$ , proportional to the parameter  $C_B$  in Fig. 20, causes a shift of net baryon number from forward rapidities to the mid-rapidity region. However, the effect of baryon diffusion during the hydrodynamic evolution alone is not enough to transport enough baryon charges to mid-rapidity in Au+Au collisions at 200 GeV. Therefore, the BRAMHS measurements suggested that there must be substantial baryon stopping during the early pre-equilibrium evolution of the relativistic heavy-ion collisions at 200 GeV. To extract the net baryon diffusion coefficient from the experimental measurements, we need to disentangle the initial state baryon

stopping from the baryon diffusion during the hydrodynamic phase. Additional experimental observables, such as the charge balance functions, may help us to set a better constraint on unknown QGP transport coefficient in a baryon rich environment.

### 3. Code validation for different hydrodynamic frameworks

Relativistic hydrodynamic simulations in full (3+1)D require developing large-scale numerical code packages. It is essential to have open-source code packages and standardized benchmark tests among different implementations.

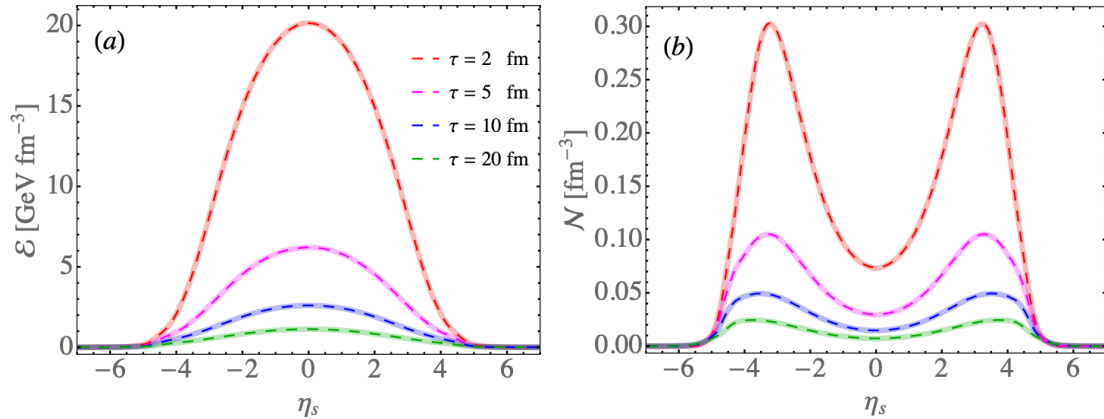


FIG. 21. (color online) Comparison between the numerical results from BEShydro (dashed lines) [276] and the MUSIC simulations [273] of the (1+1)D setup described in Ref. [263] (continuous lines): (a) energy density; (b) net baryon density. The figure was taken from Ref. [276].

Within the BEST Collaboration, we performed numerical code validation among two independent implementations of (3+1)D hydrodynamic simulations with the propagation of net baryon current and its diffusion. Fig. 21 highlights such a code validation between MUSIC and BEShydro for the propagation of net baryon current with diffusion in a simplified 1+1D longitudinal expansion [276]. The two numerical code packages independently implemented the equations of motion for hydrodynamic fields. The results agree with each other very well. A variety of additional code validation protocols for (3+1)-dimensional dissipative hydrodynamic codes are described in [276].

## C. Anomalous hydrodynamics

### 1. Phenomenological simulations of CME

Before the establishment of the BEST Collaboration, the CME and CMW signals in heavy-ion collisions have been investigated using ideal chiral hydrodynamics [277, 278] which evolves non-dissipative chiral currents on top of a viscous hydrodynamic background [279, 280]. A next step towards a more self-consistent treatment of anomalous transport must take into account the non-equilibrium correction to both the bulk background and the vector and axial vector currents. This is achieved by the Anomalous-Viscous Fluid Dynamics (AVFD) simulation package [166, 203] which solves the evolution of vector and axial current, including dissipation effect, as linear perturbation on top of the viscous hydrodynamic background.

In heavy-ion collision experiments, the CME-induced charge separation is measured by the charge-sensitive two-particle correlators, known as  $\gamma$  and  $\delta$ . They are defined as

$$\gamma^{\alpha\beta} \equiv \langle \cos(\phi_\alpha + \phi_\beta - 2\Psi_{\text{RP}}) \rangle, \quad (15)$$

$$\delta^{\alpha\beta} \equiv \langle \cos(\phi_\alpha - \phi_\beta) \rangle. \quad (16)$$

where  $\Psi_{\text{RP}}$  is the reaction plane of the collisions. The indices  $\alpha$  and  $\beta$  label the electric charge,  $\alpha, \beta = \pm$ . To highlight the CME signal, experimentalists further consider the difference between opposite-sign and same-sign correlators,  $\Delta\gamma \equiv \gamma^{+-} - (\gamma^{++} + \gamma^{--})/2$  and similarly for  $\Delta\delta$ . Such correlators measure the fluctuation of the charge separation vector, and contain not only the CME signal, but also the non-CME background. The major sources of such non-CME background come from the effect of Global Momentum Conservation (GMC) and Local Charge Conservation (LCC). The GMC and LCC effects imply non-vanishing multi-particle correlations, which makes it non-trivial to implement these effects in the numerical simulation of freeze-out process.

In [281], both the GMC and LCC effects are implemented in the freeze-out process using the numerical implementation first proposed in [282]. In this work charged hadron-antihadron pairs are chosen to be produced in the same fluid cell, while their momenta are sampled independently in the local rest frame of the fluid cell. This procedure implicitly assumes the correlation length to be smaller than the size of the cell, hence it provides an upper limit for the correlations between opposite sign pairs. In addition, the GMC is imposed by adjusting the momentum of final state hadrons. As shown in Fig. 22, the LCC

effect increases the  $\Delta\gamma$  and  $\Delta\delta$  correlators, compared to the case with only resonance decay. Meanwhile, GMC changes the absolute value of same-sign and opposite-sign correlators, but has negligible influence on the difference between them. Since then a more sophisticated prescription of particlization was developed by the BEST Collaboration [283, 284], which allows for a more realistic estimate of GMC and LCC effects on the  $\gamma$  and  $\delta$  correlators. As discussed in detail in Sec. VIII, this new particlization method employs the Markov Chain Monte-Carlo algorithm to sample hadrons according to the desired distribution, respecting the conservation of energy, momentum, baryon number, electric charge, and strangeness, within a localized patch of fluid cells on the freeze-out surface.

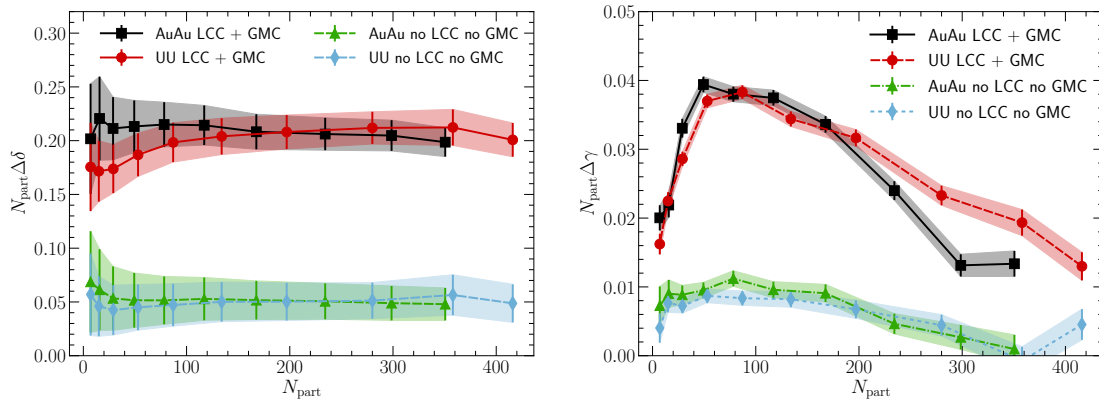


FIG. 22. (color online, reproduced from [281] with permission) The difference between opposite-sign and same-sign  $\delta$  (left) and  $\gamma$  (right) correlation functions scaled by number of participants  $N_{\text{part}}$  in Au+Au and U+U collisions. Results with and without imposing local charge conservation (LCC) and global momentum conservation (GMC) are shown.

Over the years the AVFD package has been further improved in essentially three stages: 1) in the first generation [166, 203], the simulations start with event-averaged initial condition, and tested the sensitivity of the strength of CME charge separation with respect to a series of ingredients, particularly the axial charge imbalance and the magnetic field lifetime. By using reasonable parameters, the magnitude and centrality dependence of possible CME signal can be described, see Fig. 23 (left). 2) later, a second generation simulation [202] was developed, which takes into account the fluctuating initial condition for hydro and magnetic field, and implements the LCC effect with prescription of Ref. [281]. As shown in Fig. 23 (right), the difference of CME signals between the isobaric system is predicted, which



can be tested in the on-going isobar experiment at RHIC. 3) in a continuing effort of the BEST Collaboration, the AVFD package is upgraded to its third generation, and implements the micro-canonical particle sampler [283, 284], followed by the updated hadron transport simulation package, SMASH [285]. It provides a global description of CME observables for different collision systems, including both the CME signal and the non-CME background.

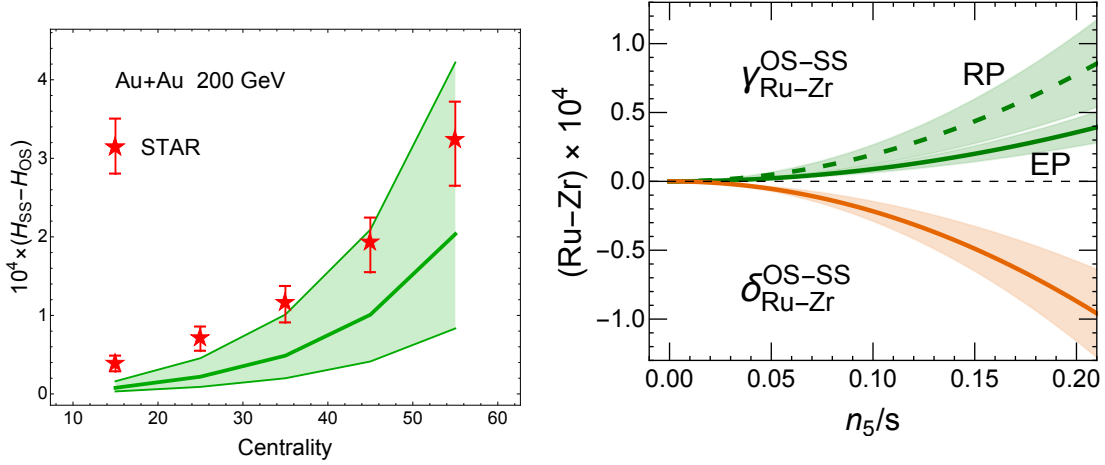


FIG. 23. (left, reproduced from [203] with permission) The azimuthal correlation observable ( $H_{SS} - H_{OS}$ ) for various centrality, computed from AVFD simulations and compared with STAR data [286], with the green band spanning the range of key parameter from  $Q_s^2 = 1\text{GeV}^2$  (bottom edge) to  $Q_s^2 = 1.5\text{GeV}^2$  (top edge). (right, reproduced from [202] with permission) EBE-AVFD predictions for  $\gamma_{Ru-Zr}^{OS-SS}$  (green) and  $\delta_{Ru-Zr}^{OS-SS}$  (orange) with respect to event-plane (EP) as functions of  $n_5/s$ . Error band represents the statistical uncertainty from simulations.

It is worth mentioning that two additional improvements are needed for a more accurate description of the CME signal. First, the evolution of non-conserved axial charge requires a more careful modeling, to take into account the thermal fluctuations and damping effects. The second is the time evolution of the electromagnetic field. Current versions of the AVFD calculation use a toy-model parameterization for the time evolution, and requires the input from a more realistic MagnetoHydroDynamics (MHD) calculation. While the dynamical axial charge is under development in an on-going project by the BEST Collaboration, the current status of the dynamical electromagnetic field solver will be discussed in the rest of this subsection.

## 2. Evolution of Electromagnetic Field

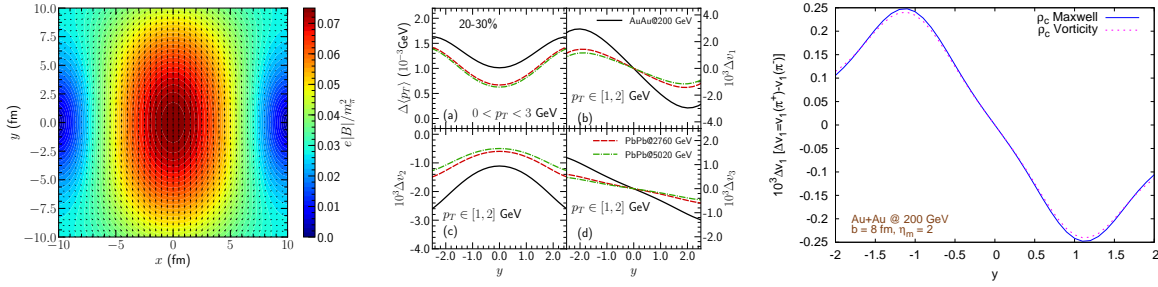


FIG. 24. (Left, reproduced from [173] with permission): The magnetic field in the transverse plane at  $z = 0$  in the lab frame at a proper time  $\tau = 1$  fm/c after a Pb+Pb collision with 20-30% centrality and with a collision energy  $\sqrt{s_{NN}} = 2.76$  TeV. (middle, reproduced from [173] with permission) The collision energy dependence of the electromagnetically induced charge-odd contributions to flow observables. The difference of particle mean  $p_T$  and  $v_n$  between  $\pi^+$  and  $\pi^-$  are plotted as a function of particle rapidity for collisions at the top RHIC energy of 200 GeV and at two LHC collision energies. (right, reproduced from [172] with permission) Directed flow  $v_1$  versus rapidity  $y$ , with an initial energy density distribution non tilted and tilted by using different values of the parameter  $\eta_m$ .

Significant efforts have been made within the BEST Collaboration to numerically solve the magnetohydrodynamic equations. In [173], the space-time evolution of the electromagnetic field is solved on top of realistic hydrodynamic evolution. This involves an analytical solution derived in [287] which assumes a constant, temperature-independent electric conductivity. The magnetic field profile at  $\tau = 1$  fm/c in the 20-30% Pb+Pb collisions is shown in Fig. 24 (left). The EM induced modification of particle distribution, i.e. the difference of particle mean  $p_T$  and  $v_n$  between  $\pi^+$  and  $\pi^-$ , are studied as shown in Fig. 24 (middle). In particular, a charge-odd directed flow,  $\Delta v_1$ , and a triangular flow,  $\Delta v_3$ , are found to be odd in rapidity. These effects are induced by the magnetic field via the Faraday effect and the Lorentz force, as well as by the Coulomb field of the charged spectators. In addition, the electric field generated by the QGP with non-vanishing net charge drives rapidity-odd radial flow  $\Delta\langle p_T \rangle$  and elliptic flow  $\Delta v_2$ . These studies assume that the evolution of the EM field decouples from the hydrodynamic background, neglecting the feedback on the medium.

On the other hand, a study based on ideal magnetohydrodynamics was performed in

Ref. [172]. The approach is based on solving the evolution of the bulk medium together with the EM field, but it assumes infinite electric conductivity. The study finds similar behavior to the aforementioned electromagnetic field induced modifications, e.g. the charge-dependent direct flow  $\Delta v_1$  as shown in Fig. 24 (right). In both studies, the rapidity slope of  $\Delta v_1$  are found to be opposite to the ALICE results [288]. Such tension reflects the delicate interplay between the Faraday effect and the Lorentz force, which contribute oppositely to the sign of  $\Delta v_1$ , and calls for a more realistic study of the evolution of electromagnetic field. Moreover, a recent study [289] demonstrated we can the averaged transverse momentum of the collision system as an experimental handle to manipulate the magnitude of magnetic fields generated by the spectators. A new project by the BEST Collaboration, aimed towards a more realistic description of the space-time profile of the magnetic field in heavy-ion collisions, is in progress. In this work the Maxwell equations are solved together with the conservation equation of the electric current, by taking realistic temperature dependent conductivities as perturbations to the hot medium. Similar to [173], the feedback to the medium is neglected and these equations are solved as perturbations to the hot medium.

#### D. Fluctuation dynamics

As discussed in Sec. III there are two practical approaches for studying the dynamical evolution of critical fluctuations near a QCD critical point: the deterministic approach, which solves a relaxation equation for the correlation functions, and the stochastic approach, which describes the same physics using stochastic equations similar to the Langevin equation. The study of critical dynamics in fluids has a long history [290, 291], but until recently many important ingredients were missing in studies of critical dynamics in heavy ion collisions:

- i The effects of conservation laws (such as charge conservation) were missing. Since the order parameter relevant for the QCD critical point is associated with baryon density, charge conservation needs be treated properly for quantitative studies.
- ii Most studies considered a homogeneous and boost-invariant fireball. Such a set-up is far from realistic and does not take into account the effects of advection.
- iii While the qualitative importance of such out-of-equilibrium effects has been well-appreciated, its quantitative relevance has not been fully studied.

In the following, we shall first summarize the simulation results from Hydro+, which employs the deterministic approach, and discuss the progress towards addressing the aforementioned issues. At the end of this subsection we will summarize the progress and current status of stochastic hydrodynamics simulations.

### 1. Hydro+ simulations

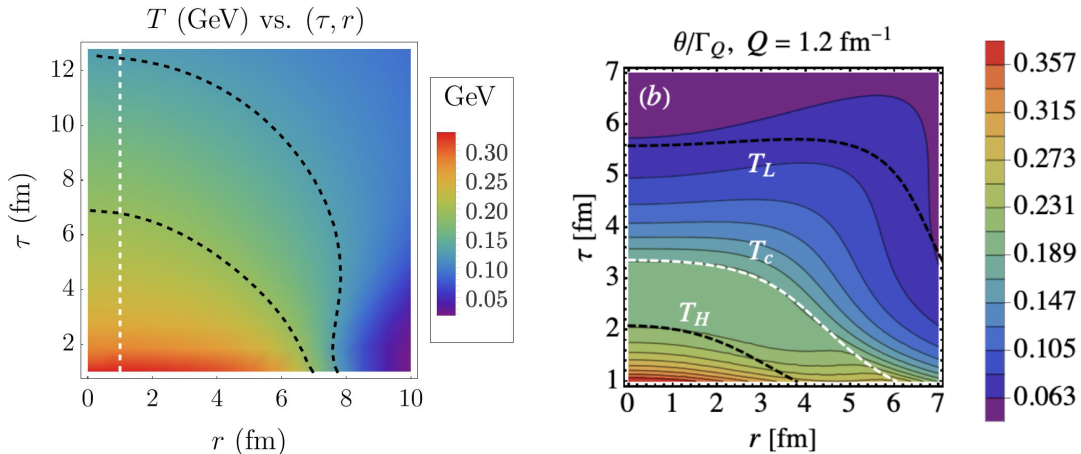


FIG. 25. Temperature profile in the transverse plane for two exploratory studies of Hydro+. The dashed curves are equal-temperature contours. (Left panel): The temperature as a function of  $\tau, r$  in the model studied in Ref. [110]. (right panel): Results for a model based on Gubser flow [111].

There are two recent simulations within the the Hydro+ framework, published in Refs. [110] and [111]. (See Sec. III A for a brief discussion of the ideas underlying Hydro+.) The goal of Ref. [110] was to explore Hydro+ in a “minimal model”. This model captures the interplay of critical fluctuations and hydrodynamics in a setting where the dynamics is similar to that is encountered in a heavy ion collision while the geometry and equation of state are simplified. Specifically, Ref. [110] considers a radially and longitudinally expanding fluid, which is boost-invariant and azimuthally symmetric in the transverse plane, and expands along the temperature axis at  $\mu_B = 0$ , with a hypothetical critical point located at small  $\mu_B$ . In the exploratory study of Ref. [111], the authors follow the evolution of the two-point function of baryon density  $\phi(Q)$  (or  $\phi_Q$ ) on top of a simplified QCD matter background, known as Gubser flow [292, 293], with large non-zero baryon number. This set-up allows the authors to clearly distinguish the main effects controlling the dynamics of

long-wavelength fluctuations and to explore systems with large baryon chemical potential. In Fig. 25, we plot the temperature profiles in the  $(r, \tau)$  plane for both studies.

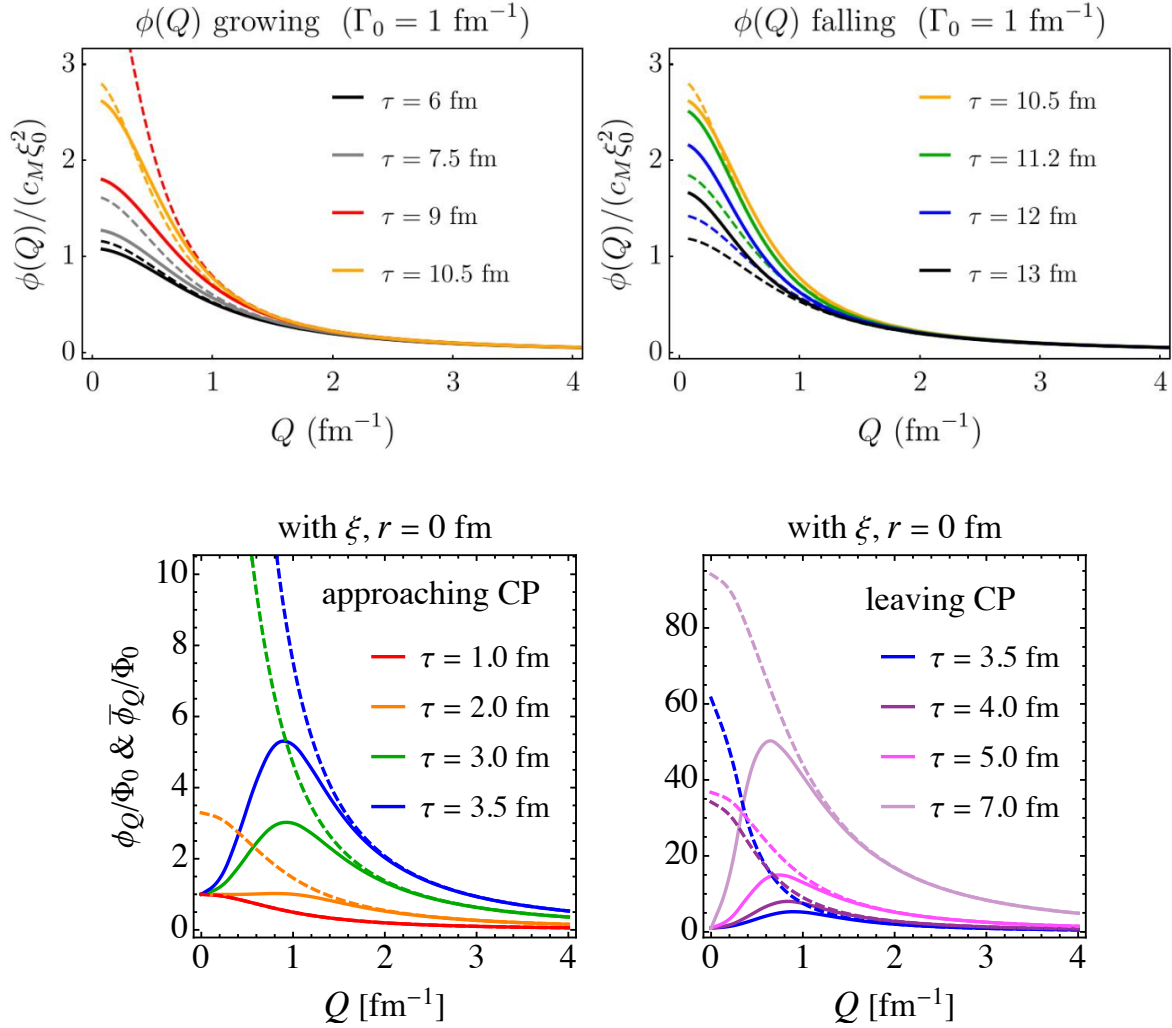


FIG. 26. The magnitude of the critical fluctuations  $\phi(Q)$  (with appropriate normalization) vs momentum  $Q$  at the representative radial distance for several different values of proper time  $\tau$  from Ref. [110] (upper panel) and Ref. [111] (lower panel). The solid curves and dashed curves represent out-of-equilibrium expectation and equilibrium results respectively.

We now discuss the main lessons learned in those simulations. First, both simulations demonstrate the need for describing the out-of-equilibrium evolution of fluctuations quantitatively. Fig. 26 (upper panel) plots the temporal evolution of  $\phi(Q)$  (as a function of the momentum  $Q$ ) from Ref [110] at  $r = 1 \text{ fm}$ , deep within the interior of the fireball. We observe that, as expected, large  $Q$  modes stay in equilibrium. Hence we shall focus on small

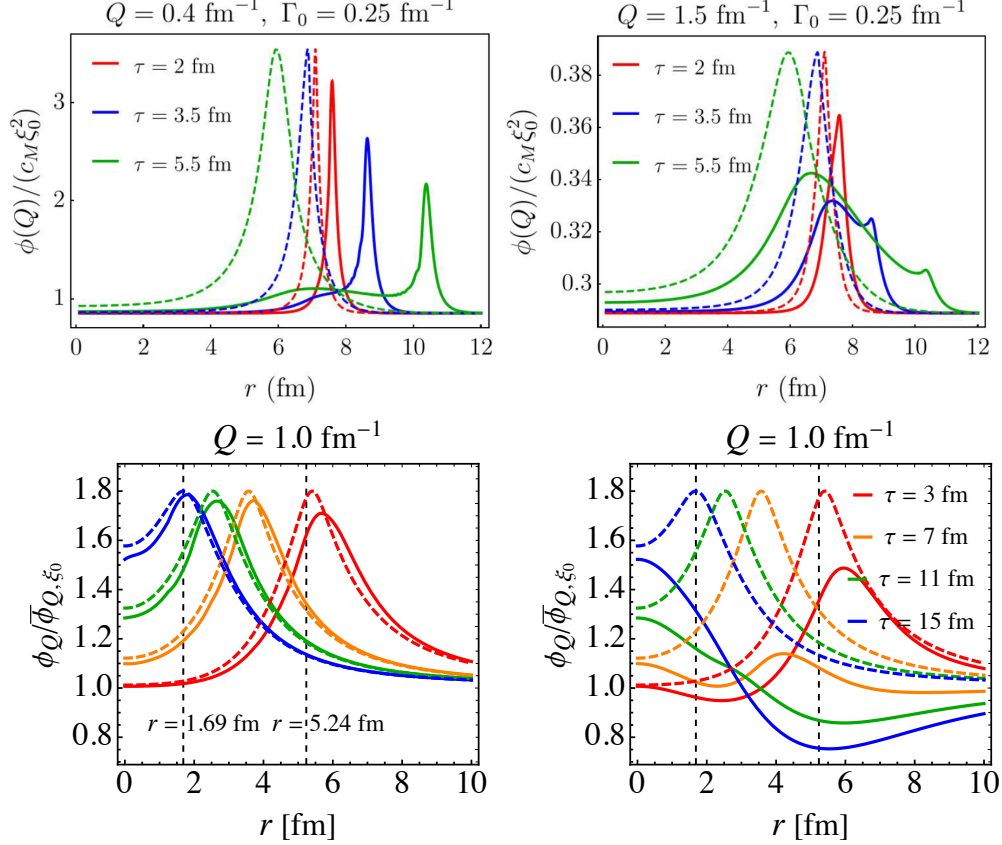


FIG. 27. The magnitude of the critical fluctuations  $\phi(Q)$  (with appropriate normalization) vs radius  $r$  at a representative momentum  $Q$  from Ref. [110] (upper panel) and Ref. [111] (lower panel). In all figures, dashed (solid) lines show the equilibrium (nonequilibrium) values.

$Q$ , i.e. long-wavelength modes from now on. We see that the temporal evolution of  $\phi(Q)$  at long wavelengths falls out of equilibrium in two characteristic stages. First, at earlier times as  $\bar{\phi}(Q)$  rises as the cooling QGP approaches  $T_c$  from above,  $\phi(Q)$  lags behind Fig. 26 (upper left panel). At later times, as  $\bar{\phi}(Q)$  drops as the QGP cools away from  $T_c$  toward lower temperature Fig. 26 (upper right panel)  $\phi(Q)$  shows a memory effect: the dashed curve remembers where the dashed curve used to be (Fig. 26, upper panel, right). The phenomena of lag and memory are also apparent in Fig. 26 (lower panel) where we plot the results from Ref. [111] at  $r = 0 \text{ fm}$ . Qualitatively, the behavior at small  $\mu_B$  [110] and large  $\mu_B$  [111] is similar, but the  $\mu_B$ -dependence of the transport coefficients leads to significant quantitative differences if (as suggested by lattice QCD and BES experiments) the critical point is located at large  $\mu_B$ . To summarize,  $\phi(Q)$  encodes information about the criticality,

which is why we are working towards describing it quantitatively.

As a second lesson we learn that conservation laws play an important role in dynamics. This can be seen by comparing the behavior of  $\phi(Q)$  at a small  $Q$  in the two studies. Ref. [110] and Ref. [111] implement the dynamical universality class of model A (for a non-conserved order parameter) and model B (for a conserved order parameter), in the classification of Hohenberg and Halperin [291]. The relaxation rate  $\Gamma(Q)$  approaches a constant for the former and vanishes as  $Q^2$  for the latter. We observe that a conserved order parameter  $\phi(Q)$  at small  $Q$  stays at its initial value. This clearly demonstrates the crucial role of the conservation law:  $\phi(Q=0)$  corresponds to the fluctuation of the order parameter averaged over the whole volume. If the order parameter is associated with conserved densities, then the fluctuation at  $Q=0$  can not evolve at all.

The third lesson is that radial flow transports fluctuations by advection, and that quantitative studies are required to understand this effect. To see this, let us first look at Fig. 27 (upper panel) where we show  $\phi$  vs  $r$  at the representative value of  $Q = 0.4 \text{ fm}^{-1}$  from [110]. We observe that the peak in equilibrium expectation of  $\bar{\phi}(Q)$  moves inward as a function of time. On the other hand, the spatial dependence of the fully dynamical  $\phi(Q)$  is determined by the combination of two out-of-equilibrium effects. First, the memory and lag effects imply that as the peak in the equilibrium curve (dashed) moves inward, the actual  $\phi$  at its location increases toward it but does not come close to reaching it. Second, the peak in the fluctuations is carried outward by advection in the expanding fluid. To further illustrate those two effects, let us look at Fig. 27 (lower panel) where we show  $\phi$  vs  $r$  from Ref. [111]. In Fig. 27 (lower panel, left), the advection term in Hydro+ equation is switched off, and we only see the memory and lag effects. However, once the advection term is switched on (lower right panel), significant changes in the evolution of the  $r$ -dependence of  $\phi$  are observed.

A fourth lesson is that the non-equilibrium contributions due to slow modes to bulk properties such as entropy and pressure are generally small. In [110] the authors found tiny back-reaction corrections to the background evolution. This is further confirmed in Ref. [111]. Specifically, the out-of-equilibrium slow-mode contribution  $\Delta s$  to the entropy density is of the order:

$$\frac{\Delta s}{s} \sim \mathcal{O}(10^{-5} - 10^{-4}) \quad (17)$$

This can be understood by comparing the phase space volume of out-of-equilibrium critical

modes  $Q_{\text{neq}}^3/(2\pi)^3$  with the typical entropy density  $s$  :

$$\frac{\Delta s}{s} \sim \frac{1}{(2\pi)^3} \left( \frac{T^3}{s} \right) \left( \frac{Q_{\text{neq}}}{T} \right)^3, \quad (18)$$

where  $Q_{\text{neq}} \sim \xi^{-1}$  denotes the typical momentum which is not in equilibrium. Using the value  $s = (4\pi^2(N_c^2 - 1) + 21\pi^2 N_f)T^3$ , which corresponds to the entropy density of an ideal QGP at zero baryon chemical potential, we arrive at  $(\Delta s/s) \sim \mathcal{O}(10^{-4})$ .

This conclusion is consistent with a study of the critical behavior the bulk viscosity near the QCD critical point [294]. Bulk viscosity controls the non-equilibrium contribution to the pressure in an expanding fluid. In a near-critical fluid, the dominant effect arises from the lag in the order parameter relative to its equilibrium value. The critical bulk viscosity is of the form

$$\frac{\zeta}{s} \sim a \left( \frac{\xi}{\xi_0} \right)^3, \quad (19)$$

where  $a$  is constant of proportionality, and  $\xi_0$  is the correlation length away from the critical point. Ref. [294] found that  $a$  is quite small,  $a \lesssim 10^{-2}$  on the crossover side of the transition, although it is very sensitive to the mapping between the QCD EoS and Ising EoS. Based on the estimate in [83], we also expect  $\xi/\xi_0 \lesssim 2$ . Finally, we note that bulk viscosity itself also exhibits critical slowing down, and the nonequilibrium contribution to the pressure is smaller in magnitude than the equilibrium expectation  $\delta P = -\zeta \nabla \cdot v$ .

From a practical perspective, the smallness of back-reaction effects suggests one may neglect the back-reaction in future phenomenological modelling, which will significantly reduce computational cost.

## 2. The simulation of stochastic hydro

A different method to include stochastic effects in hydrodynamics and to consider the thermal fluctuations that are demanded by the fluctuation-dissipation theorem is to generalize the energy-momentum tensor,  $T^{\mu\nu}$ , by including a noise term. Explicitly, to the usual ideal and viscous parts, a random fluctuating term  $S^{\mu\nu}$  is added:

$$T^{\mu\nu} = T_{\text{ideal}}^{\mu\nu} + T_{\text{viscous}}^{\mu\nu} + S^{\mu\nu} \quad (20)$$



The introduction of the noise term leads to a feature absent from treatments without thermal fluctuations. The autocorrelation of noise is proportional to a delta function:

$$\langle S^{\mu\nu}(x_1) S^{\rho\sigma}(x_2) \rangle = 2T \left[ \eta (\Delta^{\mu\rho} \Delta^{\nu\sigma} + \Delta^{\mu\sigma} \Delta^{\nu\rho}) + \left( \zeta - \frac{2}{3}\eta \right) \Delta^{\mu\nu} \Delta^{\rho\sigma} \right] \delta^4(x_1 - x_2) \quad (21)$$

where  $\eta$  and  $\zeta$  are respectively the shear and bulk viscosity coefficients,  $\Delta^{\mu\nu} = g^{\mu\nu} - u^\mu u^\nu$ , and  $x_1$  and  $x_2$  are space-time four vectors [90, 101]. The introduction of thermal fluctuations turns the hydrodynamical evolution into a stochastic process where the noise is sampled over the space of a fluid cell, at each step in proper time  $\tau$  [295]. However, the averaged noise will diverge with decreasing cell size. This indicates that the theory needs to be renormalized. In the perturbative approximation – where the fluctuation is separated from the fluid dynamical background – equations for the noise and its response decouple from the hydro evolution equations [296]. An approach which goes beyond the perturbative limit is discussed next.

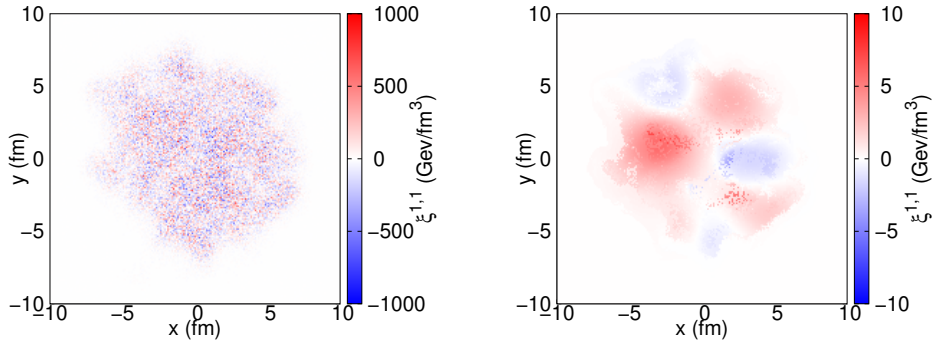


FIG. 28. The  $\xi^{1,1}$  element of the sampled noise tensor [297, 298], at midrapidity. Left panel: before removing high wavenumber modes. Right: after removing modes larger than  $p_{\text{cut}} = 0.6/\tau_\pi$

Hydrodynamics is a macroscopic, long wavelength theory. One notes that the finite cell size can suppress all wavelengths below  $2\Delta x$ , where  $\Delta x \sim (\Delta V)^{1/3}$ . The discrete grid acts as a low-pass filter allowing only modes with wave number less than  $\pi/\Delta x$ . Consider, as an example, fluctuations of shear modes. On physical grounds, one can argue that shear modes with a wave number larger than  $\sim 1/(\nu\tau_\pi)^{1/2}$  will quickly relax to equilibrium. Here,  $\tau_\pi$  is the decay time for the dissipative stresses to relax to the Navier-Stokes form, and  $\nu = \eta/(sT)$ . These fast modes are in thermal equilibrium, and their contribution to physical observables is accounted for in the equilibrium equation of state and the transport coefficients.

In typical simulations the cutoff scale set by the inverse cell size is much larger than the physical scale set by the relaxation time. In practical applications it makes sense to

remove the fast modes with wave numbers greater than  $1/(\nu\tau_\pi)^{1/2}$  by an additional low pass filter, see also [299–301]. In [300], the dependence of the hydrodynamical fields and their fluctuations on the lattice spacing  $dx$  is demonstrated. In the following we will use the kinetic theory relation  $\nu \sim \tau_\pi$  to write  $p_{\text{cut}} = x/\tau_\pi$ , where  $x$  is a parameter of order 1. A procedure to implement a local low pass filter in relativistic fluid dynamics is described in Ref. [297]. It is based on boosting fluid cells to the local rest frame, Fourier transforming, imposing a wave number cutoff, and then performing the inverse transformation. The local coarse-graining limits both noise and ordinary gradients that have the potential to invalidate the second-order fluid dynamical treatment. The effect of noise filtering is illustrated in Figure 28, which displays an element of the noise tensor, for a collision of Pb + Pb at  $\sqrt{s_{\text{NN}}} = 2.76$  TeV, in a 0 – 5% centrality class, at mid-rapidity, before and after the noise-filtering process [298].

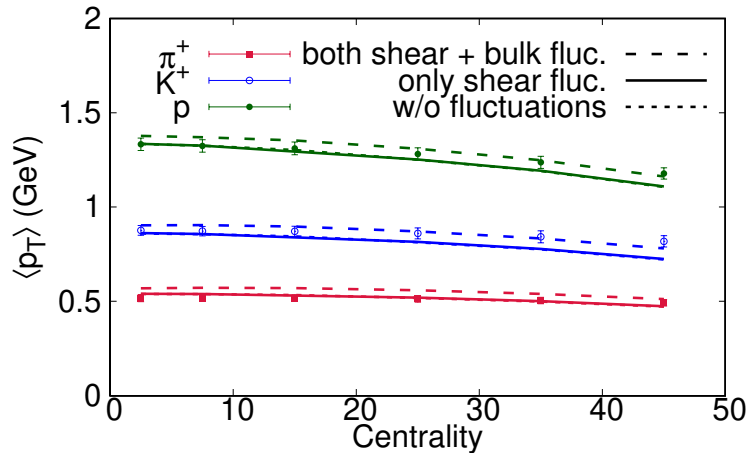


FIG. 29. The average transverse momentum of  $\pi^+$ ,  $K^+$ , and  $p$ , calculated with the inclusion of fluctuations associated with the shear viscosity, and with both shear and bulk viscosity. Also shown is the results without thermal fluctuations. The results are for Pb + Pb with  $\sqrt{s_{\text{NN}}} = 2.76$  TeV, as a function of centrality. The simulations are based on a hybrid model: IP-Glasma + MUSIC + UrQMD, with  $\eta/s = 0.13$ , and  $\zeta/s$  as modeled in Ref. [302].

We leave the details to a forthcoming publication [303], but the thermal fluctuations demanded by the fluctuation-dissipation theorem do have effects on observables that are known to highlight the presence of fluctuations, thermal or otherwise. The first of those is the class of event-plane correlators, which are the correlations between the event planes

generated by different harmonic coefficients  $v_n$  [304, 305], and another are the linear and non-linear elements of the decomposition of the flow coefficients for higher harmonics ( $n \geq 4$ ), as prescribed in Ref. [306]:

$$v_n = v_n^L + \sum_{n=p+q} \chi_{npq} v_p v_q. \quad (22)$$

Importantly for the physics pursued by the BEST Collaboration, the inclusion of both shear and bulk dissipation modes do have an effect on the phenomenological extraction of the transport coefficients of the hot and dense strongly interacting matter. In particular, the fluctuations associated with the bulk viscosity affect directly the net cooling and expansion of the fireball, as seen in Fig. 29 which reports on calculation of the average transverse momentum for different charged species. The far-reaching conclusion of those studies is that the inclusion of thermal fluctuations will entail the recalibration of transport coefficients in general, as observed in Fig. 29. A similar conclusion was also reached in Ref. [295], and it should impact the analysis of heavy-ion collisions at all energies, including those performed at the LHC, and the BES runs.

In what concerns the physics pursued here, the results obtained with stochastic hydrodynamics up to now applied to high-energy heavy-ion collisions need to be compared with simulation relying on the Hydro+ framework. The two approaches should be complementary, and their comparison will benefit the community as a whole. Then, the approach to criticality will be considered.

Returning to the physics of the critical point, the authors of Ref. [307, 308] consider fluctuations of the net-baryon density near the critical point. They solve the stochastic diffusion equation in a finite-size system with Gaussian white noise, using an Ising-like equation of state in  $1+1$  space-time dimensions. In contrast to earlier simulations of chiral fluid dynamics (e.g. Ref. [92]), where the critical mode was identified with the non-conserved sigma field, the critical mode was taken to be a conserved density. The effects of charge conservation in a finite system modify the equilibrium scaling of the cumulants relative to the expected scaling with the correlation length in an infinite system. Typically, the critical growth is reduced, as explained in [309]. In the exploratory calculation described in [307, 308] the expected dynamical scaling behavior and the impact of critical slowing down are observed. In particular, the results shown in Fig. 30 demonstrate that Gaussian noise, combined with a non-linear free energy functional, will generate the expected non-Gaussian cumulants, and

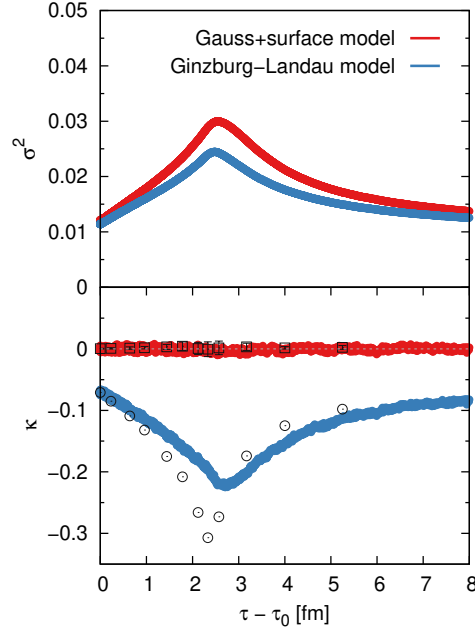


FIG. 30. The scaled Gaussian cumulants, kurtosis of the net-baryon number as a function of scaled temperature  $T/T_c$  from simulating stochastic diffusive equation with an Ising-like equation of state. The equation is solved in a  $(1+1)d$  geometry. Here, the blue and red curves show the results obtained with two different free energy functionals. The first (blue) is a purely Gaussian functional with a surface (gradient) term, and the second is a Ginzburg-Landau functional with non-linear terms, see Ref. [307] for more details.

that these cumulants show the effects of memory and lag. Currently, the stochastic diffusion equation is studied in expanding systems [310, 311] and in 3+1 dimensions, where ultraviolet divergencies related to the finite lattice spacing are more important, and renormalization of the equation of state and the transport coefficients has to be taken into account [312]. Higher-order cumulants have also been studied in the deterministic approach, see [107].

## VII. NON-CRITICAL CONTRIBUTIONS TO PROTON NUMBER FLUCTUATIONS

### A. Sources of non-critical fluctuations

Proton number fluctuation cumulants are one of the primary experimental observables to probe the QCD critical point on the phase diagram [313, 314]. The critical point signal in

the measurements of event-by-event fluctuations of protons should manifest itself in deviations of the corresponding measures from the baseline expectations that do not incorporate any critical point effects. One simple choice for the baseline is a Poisson distribution, which would correspond to an uncorrelated proton production. However, the event-by-event fluctuations of protons in heavy-ion collisions, especially the high-order cumulants, are affected by a number of non-critical mechanisms which make the non-critical reference distribution considerably more involved than that given by Poisson statistics.

### 1. *Exact baryon number conservation*

The total net baryon number in heavy-ion collisions is determined by the colliding nuclei and conserved throughout the course of the collision. Baryon conservation thus introduces correlations between particles. For instance, any newly created baryon has to be counter-balanced by an anti-baryon elsewhere in the fireball in order to ensure conservation of total baryon number. For this reason alone, cumulants of the proton number distribution will show deviations from Poisson statistics. One can argue that these corrections are small when one measures fluctuations in a small part of the whole system, as in this case the small acceptance ensures the applicability of the grand-canonical ensemble [315]. However, the effects of baryon conservation become large in high-order proton number cumulants that are used in the search for the QCD critical point, as first investigated in Ref. [316] in the framework of ideal gas of baryons and anti-baryons.

Recently, a subensemble acceptance method (SAM) was developed [317] that allows one to evaluate the effect of global conservation on cumulants measured in a subsystem of the full system. To illustrate the effect of global conservation, consider the ratio of baryon number cumulants  $\kappa_n^B$  inside a subvolume of uniform thermal system that are affected by global baryon conservation. These are given by [317]

$$\frac{\kappa_2^B}{\kappa_1^B} = (1 - \alpha) \frac{\chi_2^B}{\chi_1^B}, \quad (23)$$

$$\frac{\kappa_3^B}{\kappa_2^B} = (1 - 2\alpha) \frac{\chi_3^B}{\chi_2^B}, \quad (24)$$

$$\frac{\kappa_4^B}{\kappa_2^B} = (1 - 3\alpha\beta) \frac{\chi_4^B}{\chi_2^B} - 3\alpha\beta \left( \frac{\chi_3^B}{\chi_2^B} \right)^2. \quad (25)$$

Here  $\alpha$  is a fraction of the total volume covered by the subvolume,  $\beta = 1 - \alpha$ , and  $\chi_n^B$  are

the grand-canonical baryon number susceptibilities. These expressions demonstrate that the effect of baryon conservation disappears in the limit  $\alpha \rightarrow 0$ , but that at small finite  $\alpha$  the deviations are larger for higher-order cumulants.

More recently, the SAM has been extended to the case of multiple conserved charges [318], as well as non-uniform systems, non-conserved quantities (like proton numbers), and momentum space acceptances [319]. The formalism can be used to either subtract the effect of global conservation of multiple charges from experimental data, or to include the effect in theoretical calculations of proton number cumulants.

## 2. Repulsive interactions

Another source of particle correlations may come from short-range repulsive interactions between hadrons, commonly modeled through the excluded volume [320]. The presence of the excluded volume corrections suppresses the variance of particle number fluctuations [321]. In particular, the HRG model with excluded volume effects in the baryon sector leads to an improved description of lattice QCD susceptibilities at temperatures close to the chemical freeze-out in heavy-ion collisions [322–324]. As the excluded volume corresponds to purely repulsive interactions, it does not induce criticality, thus it is a source of non-critical fluctuations. Incorporating the excluded volume effect in heavy-ion collisions is challenging and requires modifications to the standard Cooper-Frye particlization. Progress in this direction has recently been achieved, either through a Monte Carlo sampling of an interacting hadron resonance gas at particlization [325], or an analytic calculation of the proton number cumulants [73].

## 3. Volume fluctuations

Event-by-event fluctuations of the system volume, which are linked to the centrality selection and cannot be avoided completely in heavy-ion collisions, comprise an additional source of proton number fluctuations [326, 327]. The volume fluctuations generally lead to an enhanced variance of fluctuations, whereas their effect on the high-order proton cumulants depends on the corresponding cumulants of the volume distribution. The volume fluctuations can also be regarded as a manifestation of event-by-event fluctuations in the initial state.

It is important to incorporate this effect in theoretical calculations to match the relevant experimental conditions. In some cases, the effect of volume fluctuations can be removed (or minimized) from the experimental data, making the theoretical interpretation of the data easier [328].

## B. Non-critical baseline from hydrodynamics

An appropriate non-critical baseline for proton number fluctuations can be obtained within a dynamical description of heavy-ion collisions which incorporates the essential non-critical contributions. While some non-critical effects, like baryon conservation, can be analyzed without dynamical modeling [329], modeling is necessary to treat all the different effects simultaneously. This has recently been achieved in the work [73] in the framework of (3+1)D relativistic hydrodynamics applied to 0-5% central Au-Au collision at RHIC-BES energies. The simulations utilize collision geometry based 3D initial conditions [248] and viscous hydrodynamics evolution with a crossover-type equation of state NEOS-BQS [57] and simulation parameters adjusted to reproduce bulk observables. The Cooper-Frye particlization takes place at a constant energy density of  $\varepsilon_{\text{sw}} = 0.26 \text{ GeV/fm}^3$ , where the cumulants of the (anti)proton number are calculated in a given momentum acceptance analytically. The calculations take into account both the repulsive interactions and global baryon conservation. The former are incorporated in the framework of the excluded volume HRG model, in line with the behavior of baryon number susceptibilities observed in lattice QCD [324]. The effects of global baryon number conservation are taken into account using a generalized subensemble acceptance method [319].

Figure 31 shows the collision energy dependence of the net proton cumulant ratios  $\kappa_3/\kappa_1 \equiv S\sigma^3/M$  and  $\kappa_4/\kappa_2 \equiv \kappa\sigma^2$  in comparison with the experimental data of the STAR Collaboration [330]. These ratios are equal to unity in the Skellam distribution limit of uncorrelated (anti)proton production. Both baryon conservation and excluded volume lead to a suppression of these two ratios, which monotonically increase with collision energy. The stronger effect of baryon conservation at low energies can be explained by larger fraction of particles ending up at midrapidity compared to higher energies, while the enhancement of baryon repulsion is due to larger baryon densities achieved at lower  $\sqrt{s_{\text{NN}}}$ . It is also clear that baryon conservation has a larger influence at all energies compared to the excluded

volume. However, both effects are necessary to obtain a quantitative description of the  $S\sigma^3/M$  data at  $\sqrt{s_{NN}} \geq 20$  GeV. At lower energies the data indicate a smaller suppression of  $S\sigma^3/M$  than predicted by the calculation. As for the  $\kappa\sigma^2$ , the STAR data show possible indications for a non-monotonic collision energy dependence which is not observed in the baseline calculation, however, more precise data at the lowest energies are required to make a robust conclusion.

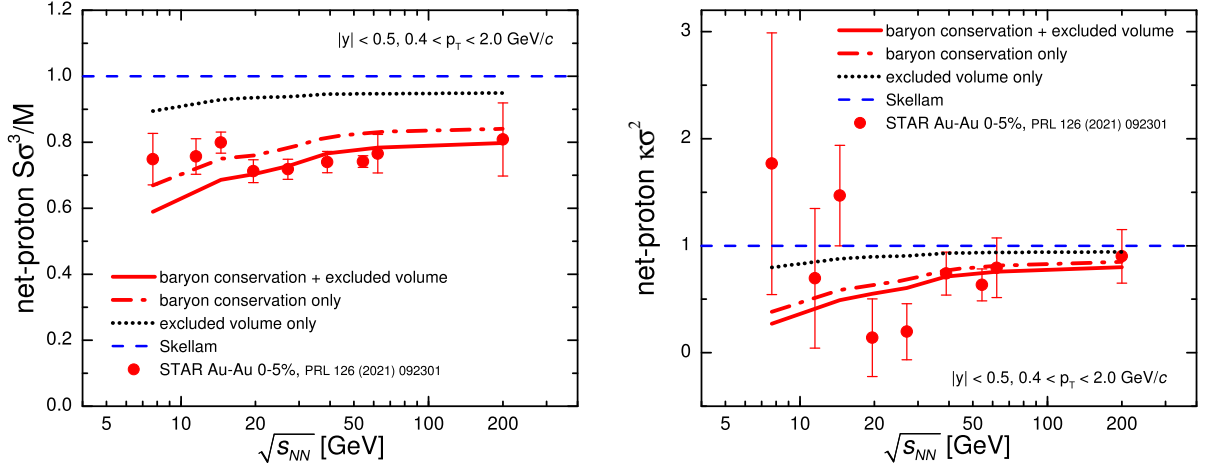


FIG. 31. Collision energy dependence of the net-proton cumulant ratios  $\kappa_3/\kappa_1 \equiv S\sigma^3/M$  (left) and  $\kappa_4/\kappa_2 \equiv \kappa\sigma^2$  (right) in 0-5% Au-Au collisions at RHIC BES energies in a non-critical scenario compared with the STAR measurements [73, 330]. Calculations use The (3+1)D hydrodynamic medium calibrated in Ref. [248] and impose exact global net baryon conservation and excluded volume corrections. The figure is adapted from Ref. [73].

Additional insights can be gained by analyzing proton and antiproton distributions separately. In particular, one can study, in addition to the ordinary cumulants, the (anti)proton correlation functions (factorial cumulants)  $\hat{C}_k$ , which probe genuine multi-particle correlations and thus should be sensitive probes of the critical behavior. Figure 32 shows the collision energy dependence of the scaled factorial cumulants  $\hat{C}_2/\hat{C}_1$ ,  $\hat{C}_3/\hat{C}_1$ , and  $\hat{C}_4/\hat{C}_1$  of protons and antiprotons. The second factorial cumulants of both the protons and antiprotons indicate negative two-particle correlations. The results for protons agree with the experimental data at  $\sqrt{s_{NN}} \geq 20$  GeV but overestimate the strength of negative correlations at lower collision energies. The data for antiprotons are reproduced qualitatively, however, in contrast to the protons, here the calculation underestimates the negative two-particle



correlations in the collision energy range  $19.6 \text{ GeV} \leq \sqrt{s_{NN}} \leq 62.4 \text{ GeV}$ .

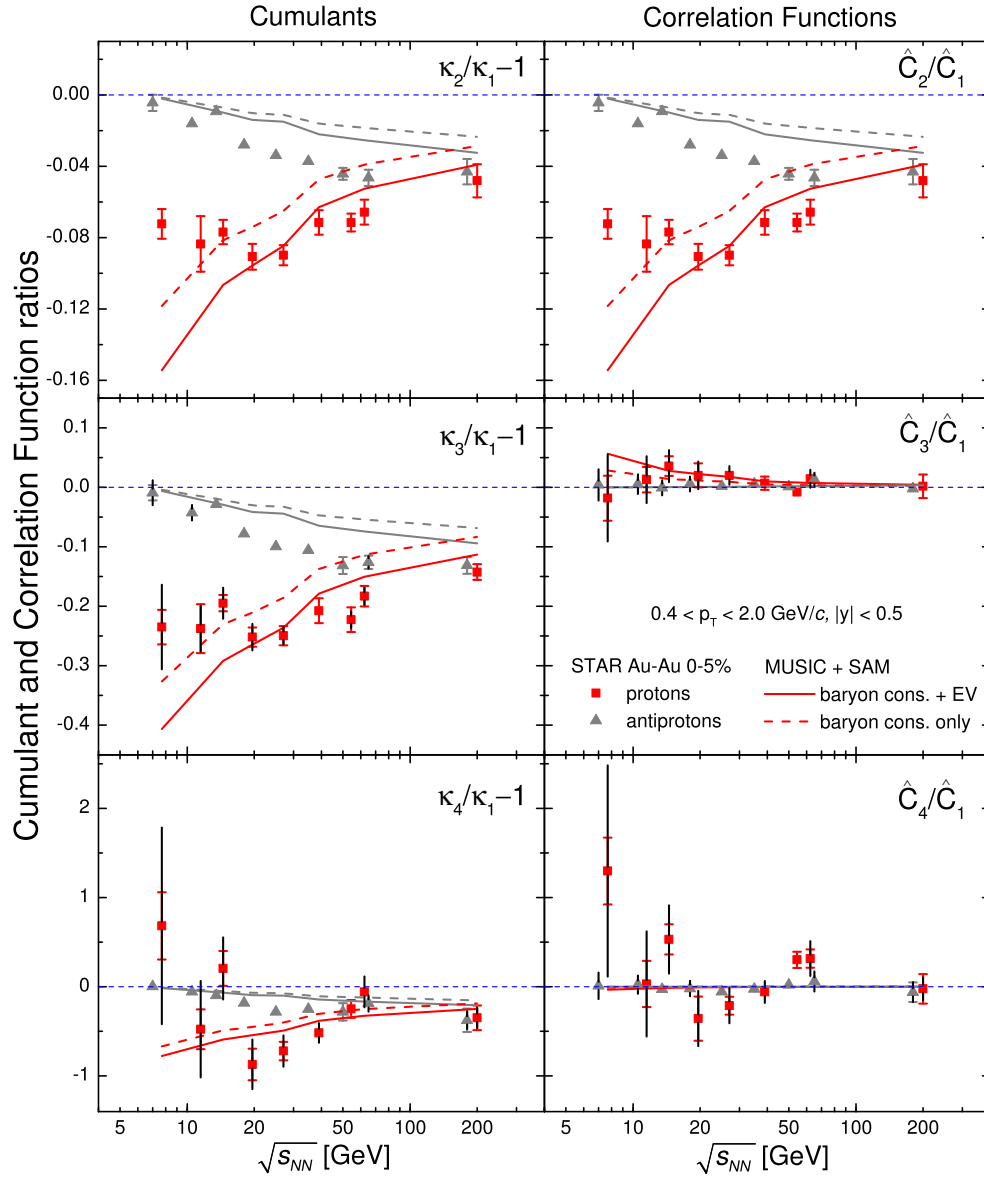


FIG. 32. The scaled proton and antiproton cumulants and factorial cumulants (correlation functions) in 0-5% Au+Au collisions at RHIC BES energies in a non-critical scenario compared with the STAR measurements [73, 331]. Calculations use The (3+1)D hydrodynamic medium calibrated in Ref. [248] and impose exact global net baryon conservation and excluded volume corrections. The figure is adapted from Ref. [73].

The high-order factorial cumulants,  $\hat{C}_3/\hat{C}_1$  and  $\hat{C}_4/\hat{C}_1$ , exhibit a behavior which is quite different from the corresponding ordinary cumulants. The calculations indicate the presence of only mild multi-particle correlations among protons in the non-critical scenario.

The baryon conservation and excluded volume effects lead to small positive  $\hat{C}_3/\hat{C}_1$ , which agrees with the available experimental data. For the four-particle correlations one obtains  $|\hat{C}_4/\hat{C}_1| \ll 1$ . This also agrees with the available experimental data within error bars, although the errors in the data are large for  $\sqrt{s_{\text{NN}}} \leq 20$  GeV. If future measurements establish sizable multi-proton correlations, then this result would be difficult to describe in a non-critical scenario.

## VIII. PARTICLIZATION AND KINETIC TRANSPORT

### A. Introduction and overview

The goal of this section is to provide an overview over advances made by the BEST Collaboration in the area of particlization and kinetic transport in the hadronic phase, in particular:

- Microcanonical particlization
- Particlization of hydro+
- Hadronic transport with adjustable mean-field potentials

Dynamical models of heavy-ion collisions typically involve both a hydrodynamic stage and a hadronic transport stage. Hydrodynamic description applies in systems that are largely equilibrated. However, as the system expands, the matter cools and hadronizes. Once hadrons form, it becomes increasingly difficult to maintain local equilibrium. A hadron gas consists of hundreds of species with masses ranging from 135 MeV/ $c^2$  to a few GeV/ $c^2$ . As the matter cools and becomes more dilute, inelastic collisions are too rare to maintain chemical equilibrium, and chemical equilibration times are much longer than the lifetime of the hadronic stage [332, 333]. Even local kinetic equilibrium is difficult to maintain, in part due to the wide range of masses. A gas of non-relativistic particles, with masses much larger than the temperature  $T$ , cools such that  $T \sim 1/V^{2/3}$  as the volume  $V$  increases, whereas massless particles cool as  $T \sim 1/V^{1/3}$ . Thus, without a high collision rate heavy particles cool faster than light particles. Further, lighter particles, due to their higher thermal velocities, tend to diffuse through their heavier neighbors in a phenomenon known as the

pion wind. Once the species no longer flow together, a hydrodynamic description is no longer appropriate [334]. This stage is most suitably described by molecular dynamics or Boltzmann approaches. In a molecular dynamics approach one samples representative particles, which collide and interact with one another by the experimentally known or modeled cross sections of hadrons in a dilute environment. Microscopic models of this type are sometimes referred to as *afterburners*. If one over-samples the particles by some factor  $N_{\text{sample}}$  and assigns each test particle a reduced charge of  $1/N_{\text{sample}}$  while at the same time reducing the cross sections by the same factor, one arrives at a test particle representation of the Boltzmann limit.

Several physical observables are modified during the afterburner stage:

- Spectra and flow. Hadronic kinetics typically does not affect pion and kaon yields as well as spectra by more than few percent. Proton yields can be changed by around 10% to 30%, depending on collision energy, mainly due to annihilations. Baryon spectra shift towards higher transverse momenta due to the “pion wind” effect. Elliptic and radial flow are usually increased by an afterburner stage. These effects are demonstrated in Fig. 19. Overall, the impact of the afterburner is significant, but at least some of the effects can be taken into account by implementing partial chemical equilibrium in the hydrodynamic stage [335, 336]. Given the uncertainties of particlization and the afterburner itself (e.g. unknown cross sections, resonance properties, difficulty or impossibility of implementing multi-particle reactions, uncertainties of in-medium interactions), this can be an efficient approach at the higher energies, however, it has not been tested in the case of afterburners that include mean-field effects.
- Fluctuations and correlations. The extent to which fluctuations are affected by hadronic kinetics is still being investigated. There are indications that diffusion due to rescattering in the final stage smears particle distributions and therefore changes fluctuation observables [337]. On the other hand, a direct check of net-charge, net-proton, and net-kaon correlations shows only minor afterburner effects on these observables, despite confirming the presence of diffusion and isospin randomization [338]. Overall, the role of the afterburner for fluctuations and correlations requires further studies.
- The role of mean-field potentials in hadronic transport in the energy range explored by the Beam Energy Scan is not well studied, because the inclusion of mean-field potentials is computationally expensive, and additionally the potentials are not well

constrained theoretically at high baryon densities. Mean-field potentials change the equation of state in the low-temperature high-baryon-density region, where lattice QCD calculations at present cannot provide theoretical inputs. Using adjustable mean-field potentials one can explore the sensitivity of observables to the equation of state in this region.

The interface between the hydrodynamic and microscopic stages is known as *particlization*. During this process the energy, momentum and charge carried by the fluid is transformed into a distribution of particles, which on average reproduces the conserved quantities. Building such an interface requires confronting several issues. First, the hyper-surface that separates the hydrodynamic and microscopic domains, known as the particlization surface, moves relative to the fluid. For most of the emission the particlization surface is space-like, and there is no possibility for particles to re-enter the hydrodynamic domain from the hadronic stage. However, in some instances the particlization surface may be timelike, similarly as in the case of evaporation from a static surface, and then one must consider the effect of trajectories reentering the hydrodynamic region, a phenomenon known as backflow [339]. Different algorithms handle backflow differently. Another place where algorithms vary is in the implementation of viscous corrections. These variations can alter the values of  $v_2$ , especially at high  $p_t$ . A third challenge facing the interface involves the implementation of local charge, energy, and momentum conservation. It is critical to account for such effects when analyzing correlations and fluctuations. Many of the hadrons generated at the interface are resonances, with large widths  $\sim 100$  MeV. Because these widths are not much less than the temperature, accounting for the widths is also critical. Finally, the hadronic simulation might also incorporate mean fields. These can alter yields or masses, and the interface must be designed so that energy and momentum is preserved throughout the particlization process in such a way that the particle distributions are thermodynamically consistent.

Although many of the challenges listed above had been addressed prior to the efforts of the BEST Collaboration, additional progress was made in several areas. This includes the implementation of conservation laws and finite resonance widths at the hydrodynamic interface, and the implementation of mean fields. For this report we focus on three areas where the BEST contributions are particularly significant.

- Microcanonical particlization [283, 284]. We have developed a method that takes

into account local conservation of charge and momentum in the particlization process, which is a crucial ingredient for a proper description of fluctuation measurements .

- Particlization of Hydro+. We have shown how to imprint fluctuations from Hydro+ onto produced hadrons. This allows us to quantify manifestations of critical behavior in final-state measurements.
- Hadronic transport with adjustable potentials. Mean-field potentials have previously been implemented at lower (e.g., GSI) energies, where the high baryon densities lead to large effects. These effects have been largely ignored at the highest RHIC energies or at the LHC. For BES energies, the effects should again be important, but unlike at the lower energies one must account for hundreds of hadronic species.

In this section we first briefly summarize recent progress in handling particlization in case fluctuations and correlations are of interest. A local microcanonical approach is suitable for fluctuating hydrodynamics, where fluctuations are realized as fluctuations in a set of hydrodynamical simulations. Another approach is required for particlization in hydro+, where second-order correlations and fluctuations are available already at the hydrodynamic stage and need to be transferred correctly to particles. Then we proceed to discussing the hadronic afterburner with adjustable mean-field potentials

## B. Local microcanonical particlization of fluctuating hydrodynamics

Hydrodynamic approaches with stochastic terms produce an ensemble of events which encode the fluctuations and correlations. For example, consider fluctuations of baryon number  $B$  in a certain rapidity and transverse momentum window. Suppose that there are  $N_{hydro}$  runs, and in each of them this baryon number is different. The distribution of  $B$  includes both thermal and non-thermal (critical, initial state) fluctuations. Therefore, the sampling should not introduce additional thermal fluctuations, because they are already present in the ensemble of the hydro runs. For this one needs microcanonical sampling.

The concept of microcanonical sampling is shown in Fig. 33. In contrast to the usual grand-canonical sampling, where energy, net baryon number, net strangeness, electric charge are conserved on average over samples, in microcanonical sampling they are conserved in each sample. In [283] we have proposed a mathematical method for implementing microcanonical

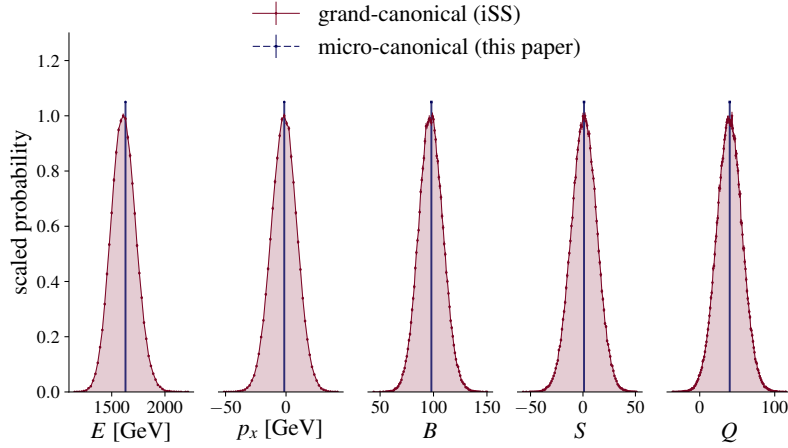


FIG. 33. Comparing distributions of energy,  $x$ -component of momentum, baryon number, strangeness, and electric charge from the standard grand-canonical and microcanonical particlization. For viewing convenience distributions are scaled to reach maximum of 1 (for grand-canonical) or 1.05 (for micro-canonical). Figure taken from [284].

particlization and introduced the concept of patches – compact space-time regions on the particlization hypersurface, where conservation laws are enforced. Some methods to obtain the correct fixed energy, momentum, and charges in every sample were suggested previously, see [340] for overview. However, none of these earlier approaches produces the correct microcanonical distribution in the simple limiting case of microcanonical sampling in a static, uniform box. In the follow-up work [284] we have tested our method in a realistic setup and explored some effects of the microcanonical sampling on heavy-ion observables. The main conclusions of the work are the following:

- The decomposition of the hypersurface into patches on which the conservation laws are enforced can be controlled by a parameter – the rest frame energy of the patch in our case. Even after this parameter is fixed, there is a considerable freedom in selecting the location of patches. However, the effect of this additional freedom on observables is significantly smaller than the effect of the patch energy parameter. This allows for meaningful applications of our method.
- Fluctuations and correlations are significantly affected by event-by-event conservation laws. Mean values, such as spectra and flow, are only affected in small systems, or in the limit of small patches.

We have integrated our open-source microcanonical sampler into a framework with the SMASH hadronic afterburner and found that the effects of microcanonical sampler on fluctuations and correlations survive until the end of the afterburner evolution [284]. This means that if one studies correlations and fluctuations with an afterburner, then a microcanonical sampler is required for consistency.

### C. Freezing out critical fluctuations

The input data for particlization in Hydro+ is different from that in stochastic even-by-event hydrodynamics. In stochastic hydrodynamics correlations and fluctuations are embedded in an ensemble of hydrodynamic events. In contrast, Hydro+ simulations directly provide the mean and the two-point correlation functions of the hydrodynamic densities near the critical point. In this section we show how particle correlations and fluctuations can be computed in this case, and we present some initial results, see Ref. [341]. These results illustrate how to translate correlations on a Hydro+ freeze-out hypersurface into predictions for experimental observables such as particle multiplicities and their cumulants. Ref. [341] proposes a freeze-out procedure to convert the critical fluctuations in the hydrodynamic stage into cumulants of particle multiplicities. The idea is to introduce a critical sigma field, so that fluctuations of the field are imprinted on the observed hadrons due to the coupling of the sigma field to hadrons.

As explained in the previous section, the traditional Cooper-Frye procedure [342] matches only the averages of the conserved densities between the hydrodynamic and particle descriptions on the freeze-out hypersurface. This is inadequate near a critical point. To ensure that the two-point correlation functions describing the critical fluctuations are carried over to the particle description, one needs to employ an extended freeze-out prescription near the critical point.

The critical fluctuations are incorporated in the kinetic (particle) description via an effective coupling between the particles and the critical sigma field,  $\sigma$ , which modifies the masses of the particles. The modified particle distribution function is given by:

$$f_A(x, p) = \langle f_A(x, p) \rangle + g_A \frac{\partial \langle f_A(x, p) \rangle}{\partial m_A} \sigma(x) \quad (26)$$

Here,  $A$  denotes the particle species and  $\langle f_A(x, p) \rangle$  is the particle distribution function without including the critical effects, which is taken to be the Boltzmann distribution function.

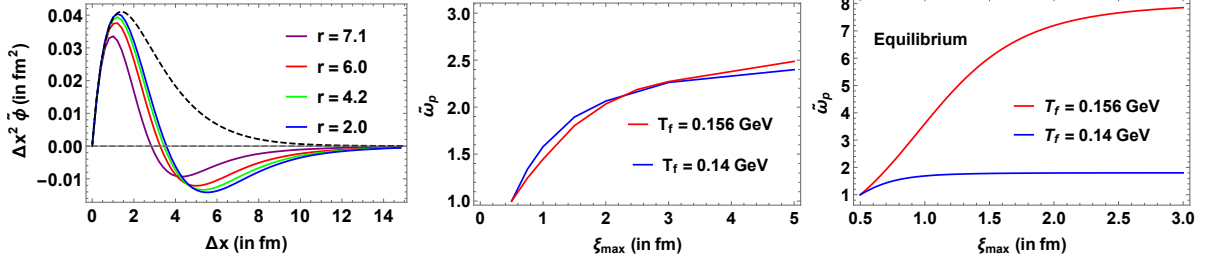


FIG. 34. *Left*: The two-point correlation of  $s/n$  in an out-of-equilibrium scenario is plotted as a function of the separation  $\Delta x = \sqrt{\Delta x_\perp^2 + (\tau \Delta \eta)^2}$  between two points centered on four different locations on the freeze-out hypersurface which are labelled by their  $r$  values. The dashed black curve in this plot is the equilibrium expectation. *Center*:  $\tilde{\omega}$  for protons (defined in Eq. (31)) as a function of the maximum equilibrium correlation length along the system's trajectory,  $\xi_{\max}$  is plotted for two different isothermal freeze-out scenarios. *Right*:  $\tilde{\omega}$  for protons if the fluctuations were fully equilibrated at freeze-out is plotted for the same isothermal freeze-out scenarios depicted in the *center* plot. Comparing the *center* and *right* plots, it can be inferred that the sensitivity of  $\tilde{\omega}_A$  to the freeze-out temperature is significantly reduced when the fluctuations are away from equilibrium.

The coupling  $g_A$  measures the strength of the interaction between the particles of species  $A$  and the sigma field. In the preliminary study only pions, nucleons and their anti-particles were included, but the model can be extended to a full hadron resonance gas in a straightforward manner. The field  $\sigma$  is a stochastic variable such that:

$$\langle \sigma(x) \rangle = 0, \quad \langle \sigma(x_+) \sigma(x_-) \rangle = Z \tilde{\phi}(x, \Delta x) \equiv Z \left\langle \delta \frac{s}{n}(x_+) \delta \frac{s}{n}(x_-) \right\rangle, \quad (27)$$

where  $Z$  is an appropriately chosen normalization factor. The two-point correlation function of the entropy per baryon, denoted as  $\tilde{\phi}$ , is obtained from Hydro+ simulations, for example those of Ref. [110]. The resulting modification to the particle masses changes the variance of the particle multiplicity distributions,

$$\langle \delta N_A^2 \rangle_\sigma = g_A^2 \int dS_\mu J_A^\mu(x_+) \int dS'_\nu J_A^\nu(x_-) \langle \sigma(x_+) \sigma(x_-) \rangle. \quad (28)$$

Here,  $dS_\mu$  and  $dS'_\nu$  are differential elements on the freeze-out hypersurface pointing along the direction of the normal at  $x_+$  and  $x_-$  respectively.  $J_A^\mu$  in Eq. (28) is given by:

$$J_A^\mu = 2 d_A \int \frac{d^4 p}{(2\pi)^3} \delta(p^2 - m_A^2) p^\mu \frac{\partial \langle f_A \rangle}{\partial m_A}. \quad (29)$$



The result  $\langle \delta N_A^2 \rangle_\sigma$  in Eq. (28) gives an estimate of critical effects in the variance of the particle multiplicity. As an exploratory study, this procedure is used to freeze out the system generated in a Hydro+ simulation obeying Model H relaxation dynamics in an azimuthally symmetric boost invariant background (see Sec. III A). The ratio of the variance defined in Eq. (28) to the mean multiplicity is denoted as  $\omega_A$ ,

$$\omega_A = \frac{\langle \delta N_A^2 \rangle_\sigma}{\langle N_A \rangle} \quad (30)$$

The excess of the critical fluctuations over the non-critical baseline can be quantified, via  $\tilde{\omega}_A$  defined below

$$\tilde{\omega}_A = \frac{\omega_A}{\omega_A^{\text{nc}}} \quad (31)$$

where  $\omega_A^{\text{nc}}$  is the estimate for  $\omega_A$  when the correlation length is microscopic and equal to some non-critical value.  $\tilde{\omega}_A$  obtained within the Hydro+ framework for the simulation from Ref. [110] is shown in Fig. 34.

This procedure can be extended to higher moments and employed to calculate higher cumulants of particle multiplicity once higher order fluctuations from hydrodynamic simulations are available. This work has the potential to quantitatively address the effects of critical slowing down and conservation laws on particle number cumulants, assuming that these observables are not substantially modified by the hadronic transport stage. These modifications could be studied by generating an ensemble of  $\sigma$  field configurations satisfying Eq. (27), and then propagating particles through the kinetic regime.

#### D. Hadronic afterburner with adjustable mean-field potentials

Lattice QCD calculations of the equation of state of nuclear matter at finite baryon density can only reach chemical potentials  $\mu_B$  up to about 400 MeV and temperatures down to around 120 MeV, which corresponds to maximum baryon densities around  $\frac{1}{4}n_0$ . For higher baryon density and lower temperature, an ideal hadron resonance gas equation of state is often assumed in the simulations. However, in this (vast!) region of the phase diagram there is a nuclear liquid-gas phase transition, and the possible first-order QCD phase transition between hadrons and the quark-gluon plasma. An afterburner with adjustable mean-field potentials can provide a versatile equation of state in this region and allows studies of the following questions:

- What region of  $(T, \mu_B)$  or  $(T, n_B)$  can one probe, in principle, through heavy-ion collisions? Note that while some regions might be reached in practice, there might be no observable sensitive enough to signal such an occurrence.
- How sensitive are the observables to the equation of state in the high-density region? How much do the nuclear liquid-gas and the possible QCD phase transitions influence observables at RHIC BES energies?

Besides these questions, adjustable potentials are useful to smoothly match the equation of state used in hydrodynamics to the one realized in kinetic transport.

Despite these features, afterburners are often run in the cascade mode, in which mean-field interactions between hadrons are neglected. Although this is done in large part to achieve better numerical efficiency, another reason for doing so is the fact that the mean-field potentials commonly used in hadronic transport are only fit to reproduce the behavior of cold nuclear matter, and as such do not contain information on the possible influence of the QGP phase transition on the nuclear matter EOS. However, this means that the role of many-body interactions in the hadronic stage of a heavy-ion collision evolution is largely unexplored, and it is possible that transport simulations are missing important effects at high baryon densities, where both the mean-fields and the time that the system spends in a hadronic state are substantial.

To address this issue, we developed a vector density functional (VDF) model of the nuclear matter equation of state (EOS) [343]. This functional can be easily parameterized to reproduce a given set of the properties of a nuclear matter EOS, and at the same time it leads to relativistic single-particle dynamics that allows for a numerically efficient implementation in a hadronic transport code.

For applications to heavy-ion collision simulations, we fit the VDF EOS to describe hadronic matter with a phase diagram that contains two first-order phase transitions. The first transition is the experimentally observed low-temperature, low-density phase transition in nuclear matter, sometimes known as the nuclear liquid-gas transition. The second is a postulated high-temperature, high-density phase transition that is intended to correspond to the QCD phase transition. Because the degrees of freedom employed in the VDF model are baryons and not quarks and gluons, we will refer to the latter of the described phase transitions as a "QGP-like" phase transition.

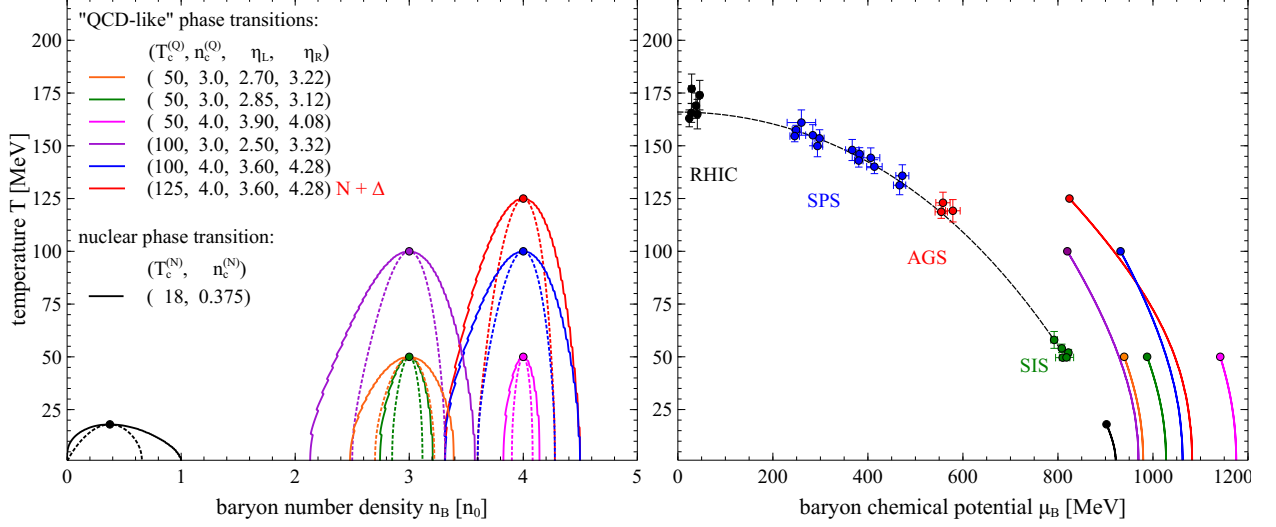


FIG. 35. Phase diagram in the  $T-n_B$  (left panel) and  $T-\mu_B$  (right panel) planes for different nuclear matter equations of state, characterized by the properties given in the legend [343]. Solid and dashed lines represent the boundaries of the coexistence and spinodal regions, respectively. In the legend, the critical temperature of the "QGP-like" phase transition  $T_c^{(Q)}$  is given in MeV, while the critical density  $n_c^{(Q)}$  and the boundaries of the spinodal region,  $\eta_L$  and  $\eta_R$ , are given in units of saturation density,  $n_0 = 0.160 \text{ fm}^{-3}$ . The coexistence and spinodal regions of the nuclear phase transition, depicted with black solid and dashed black lines, respectively, are common to all presented EOSs. Also shown are chemical freeze-out points obtained in experiment and a parameterization of the freeze-out line, taken from [344].

In this variant of the VDF model the pressure takes a simple form

$$P = g \int \frac{d^3p}{(2\pi)^3} T \ln \left[ 1 + e^{-\beta(\varepsilon_{\mathbf{p}} - \mu)} \right] + \sum_{i=1}^4 C_i \frac{b_i - 1}{b_i} n_B^{b_i}, \quad (32)$$

where  $\varepsilon_{\mathbf{p}}$  is the quasiparticle energy and  $n_B$  denotes the baryon number density. The corresponding single-particle equations of motion are

$$\frac{dx^i}{dt} = \frac{p^i - \sum_{n=1}^N (A_n)^i}{\epsilon_{\text{kin}}^{(N)}}, \quad (33)$$

$$\frac{dp^i}{dt} = \frac{\left( p^k - \sum_{n=1}^N (A_n)^k \right)}{\epsilon_{\text{kin}}^{(N)}} \left( \sum_{n=1}^N \frac{\partial (A_n)_k}{\partial x_i} \right) + \sum_{n=1}^N \frac{\partial A_n^0}{\partial x_i}, \quad (34)$$

where  $A^\lambda$  is a vector field associated with the baryon current  $j^\lambda$ ,

$$A_n^\lambda(x; C_n, b_n) \equiv C_n (j_\mu j^\mu)^{\frac{b_n}{2}-1} j^\lambda. \quad (35)$$

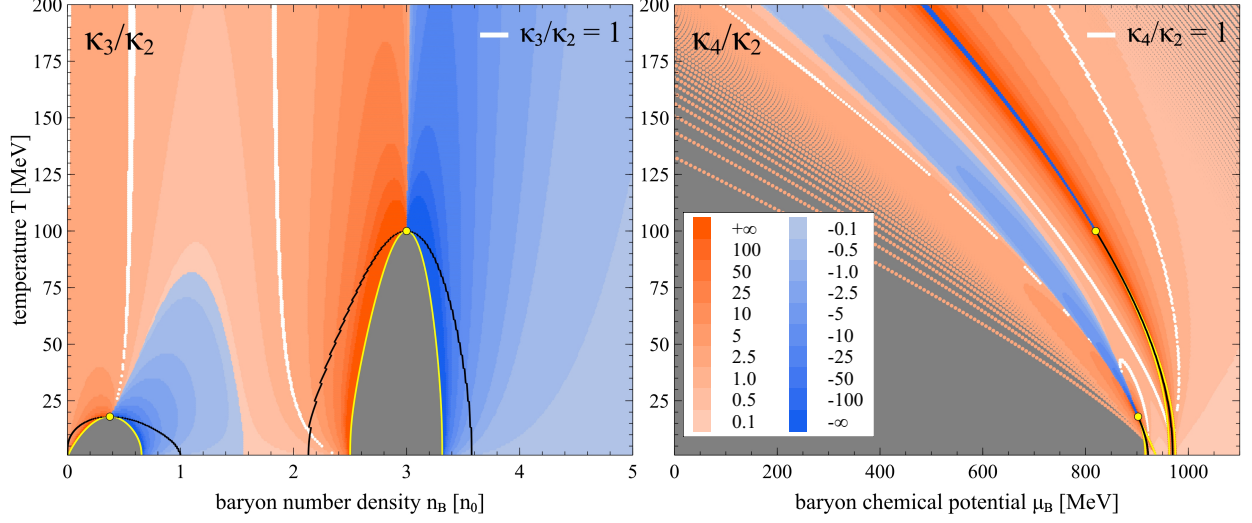


FIG. 36. Contour plots of cumulant ratios for a chosen example of a VDF EOS [343], represented by a purple line on Fig. 35. Left panel:  $\kappa_3/\kappa_2$ , shown in the  $T$ - $n_B$  plane. Right panel:  $\kappa_4/\kappa_2$ , shown in the  $T$ - $\mu_B$  plane. Black lines denote coexistence regions, while yellow lines denote spinodal regions; critical points are indicated with yellow dots. White regions correspond to values of cumulant ratios close to the Poissonian limit,  $\kappa_i/\kappa_j = 1 \pm 0.03$ . Grey color signifies regions of the phase diagram in which either the cumulant calculation is invalid, or where data has not been produced. The legend entries denote upper (lower) boundaries of ranges of positive (negative) values of cumulant ratios.

In the above formulae,  $\{C_i, b_i\}$  are interaction parameters that are fixed by requiring that the EOS reproduces the desired behavior of nuclear matter, including features of the phase transitions.

In Fig. 35 we show coexistence and spinodal region lines for several representative QGP-like phase transitions, specified by the position of the QGP-like critical point and the boundaries the corresponding spinodal region. It is evident that the VDF model is able to produce an array of phase diagrams corresponding to different proposed properties of the QCD phase transition. In Fig. 36, we plot cumulant ratios in the  $T$ - $n_B$  and  $T$ - $\mu_B$  planes, calculated using one of the representative EOSs. The behavior of the cumulant ratios, in particular their values exceeding or falling below the Poissonian limit of  $\kappa_i/\kappa_j = 1$  in specific regions around the phase transition, agrees with well-known expectations [209, 345].

The VDF equations of motion (33 and 34) have been implemented in the hadronic transport code SMASH [285]. We verified that the mean-field hadronic transport reproduces the known properties of ordinary nuclear matter, such as the value of the binding energy at

the saturation density, and the spinodal lines that characterize the unstable region of the nuclear phase transition. We show the evolution of the baryon number density for a system initialized inside the spinodal region of the proposed QGP-like phase transition in Fig. 37. In this figure, the red curve corresponds to the distribution at time  $t = 0$ , while the blue curves delineate the distribution at times  $t > 0$ . At  $t = 0$ , the distribution is peaked at the initialization density  $n_B = 3n_0$ , but in the course of the evolution the system separates into two coexisting phases, a "less dense" and a "more dense" nuclear liquid. As a result, the final distribution displays two peaks largely coinciding with the theoretical values of the coexistence region boundaries,  $n_L = 2.13n_0$  and  $n_R = 3.57n_0$ ; in the figure, these values are pointed to by green arrows.

Our exploratory studies show that mean-field hadronic transport is sensitive to critical behavior in nuclear matter, and that this behavior is exactly what is expected based on the underlying theory. The correct description of both thermodynamics and non-equilibrium phenomena implies that hadronic transport can be used as a tool with unique capabilities to investigate the dynamic evolution of matter created in heavy-ion collisions.

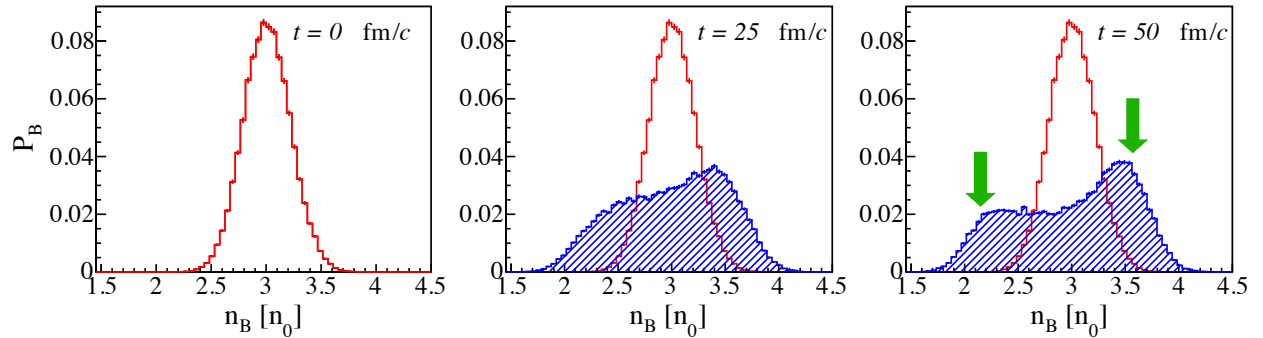


FIG. 37. Time evolution of the baryon number distribution for a system initialized inside the QGP-like spinodal region (at baryon number density  $n_B = 3n_0$  and temperature  $T = 1$  MeV), averaged over  $N_{\text{ev}} = 500$  events. Red histograms correspond to the baryon distribution at initialization ( $t = 0$ ), while blue shaded histograms correspond to baryon distributions at different times during the evolution ( $t = \{25, 50\}$  fm/c). The system, initialized in a mechanically unstable region of the phase diagram, undergoes a spontaneous separation into a "less dense" and a "more dense" nuclear liquid, resulting in a double-peaked baryon number distribution. The green arrows point to values of baryon number densities corresponding to the boundaries of the coexistence region at  $T = 1$  MeV,  $n_L = 2.13n_0$  and  $n_R = 3.57n_0$ .

The next step, currently in progress, is to employ these adjustable potentials in heavy-ion collisions and determine to what extent the QGP-like phase transition affects observables. Preliminary findings show that at  $\sqrt{s_{\text{NN}}} = 7.7$  GeV these effects are small. This is not surprising, given that in these collisions the system spends a very short time at densities above  $2n_0$ , as one can see for example in Fig. 17. However, at the energies explored in fixed target experiments at RHIC, and at the HADES experiment at GSI [346], larger densities are explored and the QGP-like phase transition may have stronger effects on observables. Whether the effects due to a phase transition can be distinguished from the effect of uncertain parameters in the model has to be studied carefully, for example by using the Bayesian analysis method.

## IX. GLOBAL MODELING AND ANALYSIS FRAMEWORK

The data from BES I and II runs are voluminous and heterogeneous. Measurements span a wide range of beam energies and centralities for a variety of beams. The experiments comprise numerous target and projectile combinations, and are analyzed by hundreds of collaborators within STAR and PHENIX. Theoretical models of heavy-ion collisions are similarly complex, as the final observables depend on the three stages of the collision: pre-thermal evolution, hydrodynamic evolution and the final decoupling stage. Each stage requires a different modeling paradigm. The decoupling stage is typically described by a microscopic simulation using hadronic degrees of freedom, in contrast to the hydrodynamic degrees of freedom for the middle stage. The initial stage might be described by the evolution of classical fields, a microscopic simulation involving partons, or simply a parametric form. Thus, one needs to carefully design and test interfaces between each stage to faithfully model the behavior of the degrees of freedom.

The fundamental questions addressed by the RHIC program do not easily map onto specific measurements that can be isolated and addressed with only a single type of observable. Instead, all observables (especially those related to soft physics) must be considered simultaneously. For example, changing the shear viscosity affects the anisotropic flow coefficients, the mean transverse momentum, the multiplicity and femtoscopic correlations. The anisotropic flow coefficients are sensitive to the viscosity, the equation of state, and details of saturation and stopping in the pre-thermal stage.

Global analyses of higher-energy data have now been performed for data from  $\sqrt{s_{\text{NN}}} = 200$  GeV RHIC collisions and from LHC collisions. By simultaneously addressing several classes of observables, these analyses are enabling rigorous scientific determination of fundamental quantities such as the viscosity or equation of state. At the highest energies, the hydrodynamic stage alone provides a major impact with respect to affecting final-state observables. For BES data, the system spends a larger fraction of its time in the final-state hadronic stage and in the initial pre-thermal stage, thus increasing the importance of how these two stages are treated. Because of the larger non-uniformity in rapidity and the increased baryon density, the stopping and thermalization stage of low-energy collisions is inherently more difficult to model and more rife with theoretical uncertainty. For these reasons, along with the fact that a larger range of beam energies is considered, a global BES analysis will be significantly more challenging, both numerically and theoretically, than the high-energy analyses.

The BEST Collaboration addresses the challenge laid out above in two ways. First, the BEST modeling infrastructure is modular and the individual components are being thoroughly tested. Secondly, the design will accommodate a global Bayesian analysis aimed at rigorous expression of fundamental parameters describing the bulk properties and evolution of high-density QCD matter. In the following section, we outline the structure and status of the BEST modeling framework, then describe how this will be applied to the interpretation of BES data.

### **A. The BEST modeling framework**

Modeling heavy ion collisions requires accurate descriptions of three phases, pre-thermal evolution, hydrodynamics, and a hadronic simulation describing the final evolution and decoupling. Additionally, interfaces between different phases must be developed. Rigorous extraction of fundamental parameters requires a careful and thoughtful Bayesian comparison of experimental data to model output. The models used in such analysis must faithfully express the entire breadth of reasonable possibilities. This necessitates a modular design of the modeling framework, so that competing theoretical paradigms can be compared and distinguished. For that reason, the three principal modeling components are each designed as interchangeable modules with well defined and carefully tested interfaces between modules.

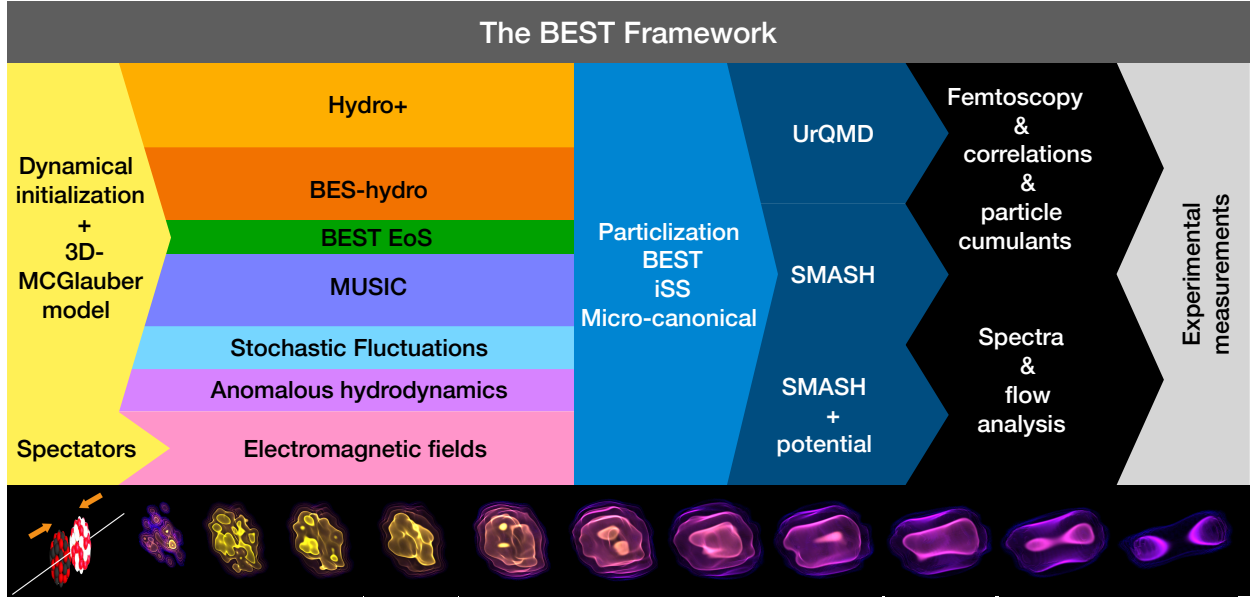


FIG. 38. The BEST modeling and analysis framework is highly modular. It permits the user to mix and match modules, and to insert improved or alternate versions seamlessly.

Figure 38 illustrates the design, emphasizing both the modularity and workflow.

The utilization of standard formats enables the plug-and-play functionality. For example, the final-state particles resulting from the hadronic simulation are written in OSCAR format [347], which provides both the asymptotic momentum of each particle and its last point of interaction. From this information, the analysis code can construct single-particle observables like spectra and flow, two-particle femtoscopic correlations, and multiplicity fluctuations. Hydrodynamic codes produce a list of hyper-surface elements in a standard format from which the particization codes produce a set of hadrons consistent with the stress-energy tensor at the interface between the hydrodynamic- and hadronic-simulations. The interfaces are flexible by design. For example, Fig. 39 illustrates how accurately the viscous correction to the stress-energy tensor is reproduced by the sampled particles at the boundary between the hadronic simulation and the hydrodynamics description. The codes permit the user to choose between different representations of the viscous shear corrections to the phase space density.

The modeling framework produces lists of emitted hadrons. This includes the PID (particle identification code), momentum and the space-time coordinates of its last interaction. BEST software allows the user to quickly produce spectra and flow coefficients. This will



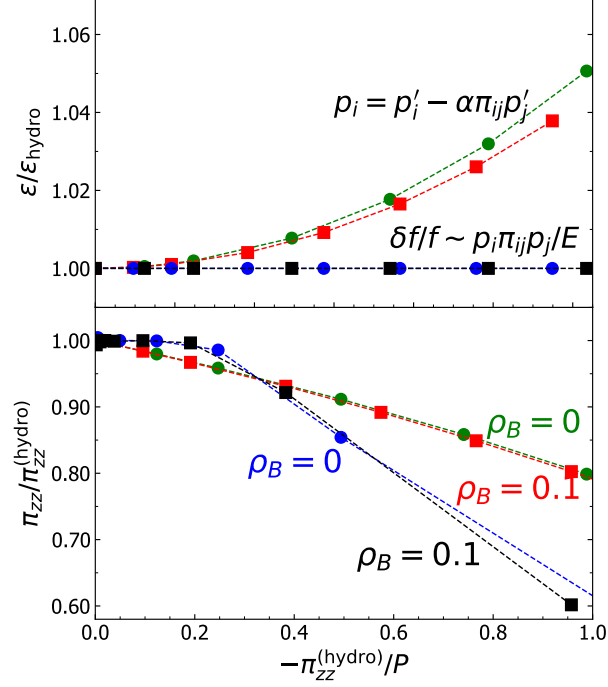


FIG. 39. The particlization routine in the default BEST sampler offers different schemes for implementing modifications in the phase space density due to viscous shear. One option is that the correction to the distribution function is  $\delta f/f \sim p_i \pi_{ij} p_j / E$ , where  $\pi_{ij}$  is the shear correction to the stress energy tensor (blue and black curves), see for example Ref. [348]. A second option is to produce particles without shear correction, but to multiply their momenta by a matrix proportional to  $\pi_{ij}$  (red and green curves), as described in Ref. [349]. Both methods are accurate as long as the viscous correction to the stress energy tensor, in this case  $\pi_{zz}$  where  $\pi_{xx} = \pi_{yy} = -\pi_{zz}/2$ , is less than half the pressure. The average energy density (upper panel) and the average stress-energy tensor (lower panel) of the sampled particles is compared to the hydrodynamic values for both zero baryon density  $\rho_B = 0$ , and for  $\rho_B = 0.1 \text{ fm}^{-3}$ .

include composite particles, i.e. light nuclei [350]. Femtoscopic correlations, as illustrated in Fig. 40 are also readily generated. Analysis codes can also be easily exchanged and are unaffected by choices of modules from earlier stages of the collision, as long as the observables consider final-state hadrons emerging from the hadronic simulation. For particles emitted from earlier stages such as photons and dileptons, analysis codes can use hydrodynamic histories, but these formats might vary, or not even exist, for some modules.

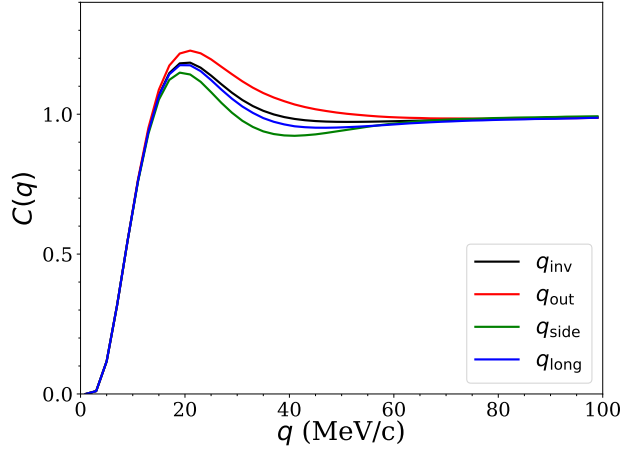


FIG. 40. BEST has developed analysis codes to generate spectra, flow coefficients and femtosopic correlations from the OSCAR output of the hadronic simulations. Here, proton-proton correlations are displayed for Au+Au collisions at a beam energy  $\sqrt{s_{NN}} = 19.6$  GeV. Femtosopic correlations can also be generated for  $\pi^+\pi^-$ ,  $\pi p$ ,  $\pi K$ ,  $K^+K^+$ ,  $K^+K^-$ ,  $Kp$ ,  $pn$ ,  $nn$ ,  $\Lambda\Lambda$ ,  $p\Lambda$  and  $p\bar{p}$ .

## B. Global Bayesian analysis

Once the modeling infrastructure is complete, the BEST Collaboration will perform a global analysis of BES data, focusing on soft observables such as flow coefficients, spectra and femtosopic source sizes. The procedure will follow that described in Refs. [33, 211, 216, 351–361]. Those analyses provide a sampling of the model parameters weighted by the posterior Bayesian likelihood. In previous analyses the number of model parameters, which we will collectively denote  $\vec{\theta}$ , have exceeded a dozen in some analyses. However, for a global BES analysis the number of model parameters will be much larger, on the order of several dozen. The majority of parameters are needed to describe the pre-thermal stage, which is poorly known. For example, in Ref. [358] five parameters were used to describe the initial state of the hydrodynamic evolution at a single beam energy. These included a weight between two saturation models, the dependence on having asymmetric thickness functions, the energy density scale, the initial transverse flow, and the initial anisotropy of the stress-energy tensor. The Beam Energy Scan covers a wide variety of energies, plus at each energy one must also model the rapidity dependence of both the energy and baryon densities.

Bayesian analyses follow a fairly standard procedure:

1. Distill the data to a list of observables. This may involve reducing numerous graphs to

a few numbers using principal component analysis as a guide. By applying a principal component analysis (PCA), one can identify linear combinations of observables which are insensitive to the change of parameters. The original observables,  $y_a$ , are first scaled by their variances,  $\tilde{y}_a \equiv y_a/\sigma_a$ . One then constructs a covariance matrix,  $S_{ab} = \langle \delta \tilde{y}_a \delta \tilde{y}_b \rangle$ , where the averaging is performed over several hundred model runs throughout the model space. One then chooses linear combinations of  $\tilde{y}$  that are eigenstates of  $S$ . The observables are thus represented by these principal components  $z_a$ , which are characterized by the corresponding eigenvalues of  $S$ ,  $\lambda_a$ . The combinations  $z_a$  with larger eigenvalues,  $\lambda_a \gtrsim 1$ , vary significantly throughout the parameter space, and thus provide significant resolving power. Those with  $\lambda_a \ll 1$  are effectively useless, and can be ignored in the next two steps. Typically, for applications in heavy-ion physics, the number of significant principal components is smaller than the number of model parameters. Thus, Bayesian analyses in heavy-ion physics are typically under-constrained problems despite the immense size of the experimental data set.

2. A model emulator must be designed and constructed for use in the Markov-Chain Monte Carlo (MCMC) procedure described below. The purpose of an emulator is to provide the ability to estimate the observables coming from the model, or the principal components, as a function of the model parameters quickly, without having to always run the full model. The emulator is built by running the full model several hundred, or perhaps a few thousand, times semi-randomly throughout the parameter space. These could be the same runs used in (1) to determine the principal components. The emulator effectively provides an interpolation from the full-model evaluations, giving  $z_a^{(\text{emu})}(\vec{\theta}) \approx z_a^{(\text{mod})}(\vec{\theta})$ . The emulator then takes the place of the full model in the MCMC procedure described below. Gaussian Process emulators are popular [211], but given the smooth, usually monotonic, response of observables to parameters in these applications, one can use various linear or quadratic fits just as well.
3. The MCMC procedure provides a weighted walk through parameter space. At each step, the likelihood is calculated,

$$\mathcal{L}(\vec{\theta}) \sim \exp \left\{ - \sum_a [z_a^{(\text{exp})} - z_a^{(\text{mod})}(\vec{\theta})]^2 / 2 \right\}. \quad (36)$$

Here,  $z_a$  refer to linear combinations of observables, which after being scaled by their

uncertainty, are chosen according to PCA. In order to calculate the likelihood at a given point  $\vec{\theta}$ , one must either run the full model to determine  $z_a^{(\text{mod})}$ , or use an emulator to estimate  $z_a^{(\text{mod})}$ . Typically a metropolis algorithm is applied. This generates a set of points  $\vec{\theta}^{(\text{post})}$  that represents the posterior probability. The algorithm typically represents millions of such points. The mean value of the parameters are then calculated as

$$\langle \vec{\theta} \rangle = \frac{1}{N_s} \sum_n^{N_s} \vec{\theta}_n, \quad (37)$$

where  $N_s$  is the number of points sampled. Other moments of the posterior parameter distribution can be similarly extracted from the MCMC trace.

BEST's statistical analysis is based on that developed by the MADAI Collaboration (Modeling and Data Analysis Initiative) [362]. The MADAI toolset assists with building and designing an emulator, and performing the MCMC trace. The software also includes code for analyzing the resolving power of specific observables in regards to constraining specific parameters [359].

Performing a global Bayesian analysis on BES data is significantly more challenging than similar analyses at higher energies. The physics, especially the initial stage, is far more uncertain and will likely involve more than twice as many model parameters. In addition to that, the data cannot be modeled using a boost invariant, two-dimensional, approximations of the three-dimensional hydrodynamic evolution. This means that the work is numerically 1-2 orders of magnitude more demanding than any analysis previously performed in this field. As the full end-to-end model components were assembled in late 2020, the BEST Bayesian analysis will appear no sooner than late 2021.

## X. PRESENT STATUS, OUTLOOK AND CONCLUSIONS

Over the last five years the BEST Collaboration has made tremendous strides towards developing a dynamical framework for a quantitative description of heavy ion collisions at energies relevant to the RHIC beam energy scan. Most of the essential elements the BEST Collaboration set out to address have been addressed:

- A model for complex initial conditions considering baryon stopping and the finite time interval for the transition to hydrodynamics has been developed, implemented

and tested by comparing with available experimental data.

- Viscous hydrodynamics has been extended to propagate the relevant conserved currents and their respective dissipative corrections. Also, the time evolution of anomalous currents has been included, and the inclusion of the corresponding dissipative terms is close to completion.
- The time evolution of fluctuations has been addressed using both stochastic hydrodynamics as well as a deterministic framework for propagating correlation functions. Within the deterministic approach we have studied the backreaction of fluctuations on the hydrodynamic evolution using exploratory calculations in the Hydro+ approach.
- We have constructed a flexible model equation of state which contains a critical point in the Ising universality class, and which reproduces available lattice QCD results at vanishing chemical potential. We have implemented this equation of state in a hydrodynamic code.
- The transition from hydrodynamic fields to particle degrees of freedom, often referred to as particlization, has been extended to allow for local conservation of all conserved quantities. This allows for a faithful mapping of fluctuations from stochastic hydrodynamics to kinetic theory. In addition, considerable progress has been made towards mapping the correlation functions in the deterministic approach to particles.
- The kinetic evolution of the hadronic phase has been extended to allow for mean field interactions between the particles. This allows for a non-trivial EOS in the hadronic phase, and for a proper mapping of the EOS used in hydrodynamics to the hadronic phase. To this end a flexible density functional model has been developed.
- A Bayesian analysis framework has been adjusted and modified to the needs for a comprehensive data comparison with the soon to be expected data from BESII.

While the entire framework is not complete as of this writing, some parts of it have already been used extensively. For example, hydrodynamics including anomalous currents, the AVFD model, is being used by the STAR Collaboration to test the sensitivity of the various observables considered for the analysis of the isobar run. In addition parts of the current framework have been utilized to provide a baseline for the isobar run, which does not

include any anomalous currents but accounts for background effects such as momentum and local charge conservation. The following points need to be elucidated in order to complete the dynamical framework

- Extend the hydrodynamic code to include the Hydro+ framework for the propagation of the two-point functions, necessary for the deterministic description of fluctuations. In addition, the transition from Hydro+ to particle degrees of freedom needs to be addressed. Both of these points are presently under development.
- The EOS with a critical point needs to be extended to allow for higher baryon densities. Also, the first order co-existence region including the unstable spinodal region needs to be modeled. This also requires the inclusion of finite range (or derivative) terms in the EOS.
- The mean field for the kinetic description needs to be chosen such that it matches the EOS used in hydrodynamics at particlization. This requires also an efficient algorithm to allow a flexible choice of the EOS in the Bayesian analysis.
- The propagation of the anomalous currents (AFVD) needs to be extended to be able to deal with systems at the lowest energies by properly including baryon currents and initial conditions for the axial charges.
- In order to consider third and fourth order cumulants of the baryon number, the Hydro+ formalism needs to be extended to include three- and four-point functions.

Of course the ultimate goal is to carry out a Bayesian analysis of the experimental data to constrain the model parameters and thus the possible existence and location of a QCD critical point as well as the presence of anomalous transport. The first step of such an analysis is to constrain model parameters by comparing with a set of physical measurements which are not sensitive to either CP nor to anomalous transport, such as spectra and flow. This will reduce the parameter space for the final comparison including fluctuations and correlation observables.

## ACKNOWLEDGMENTS

This material is based upon work supported by the U.S. Department of Energy, Office of Science, Office of Nuclear Physics, within the framework of the Beam Energy Scan Theory (BEST) Topical Collaboration, and under contract numbers DE-FG88ER40388 (D.K.), DE-SC0012704 (D.K., S.M., B.S.), DE-SC0018209 (H.U.Y.), DE-SC0020633 (J.N.) DE-FG0201ER41195 (M.S., H.U.Y., S.L., X.A., M.P.), DE-SC0004286 (L.D., U.H., M.M.), DE-AC02-05CH11231 (V.K., V.V.), DE-FG02-03ER41259 (S.P.), DE-SC0013460 (C.S.), DE-SC0021969 (C.S.), DE-SC0020081 (V.S.), DE-FG02-03ER41260 (T.S., M.M.), DE-SC0011090 (K.R., G.R., R.W., Y.Y.), and Office of Science National Quantum Information Science Research Centers under the "Co-design Center for Quantum Advantage" award (D.K.), and in part by the U.S. National Science Foundation Grant numbers PHY-1913729 (J.L.), PHY-2012922 (C.S.), PHY-1654219 (C.R.), and within the framework of the JETSCAPE Collaboration under Award No. ACI-1550223 (U.H.), and in part by the Natural Sciences and Engineering Research Council of Canada (C.G., S.S., M.S.), and in part by the program "Étoiles montantes en Pays de la Loire 2017" (M.B., M.N.). U.H. also acknowledges support by a Research Prize from the Alexander von Humboldt Foundation, and V.V. received support by the Alexander von Humboldt Foundation through the Feodor Lynen Program. S.S. and M.S. also acknowledges the Fonds de recherche du Québec - Nature et technologies (FRQNT) through the Programmée Bourses d'Excellence pour Étudiants Étrangers (PBEEE) scholarship. Y.Y. is supported by the Strategic Priority Research Program of Chinese Academy of Sciences. D.M. is supported by National Science Foundation Graduate Research Fellowship Program under Grant No. DGE-1746047. This research used resources of the National Energy Research Scientific Computing Center, which is supported by the Office of Science of the U.S. Department of Energy under Contract No. DE-AC02-05CH11231, resources provided by the Open Science Grid [363, 364], which is supported by the National Science Foundation award 2030508, resources provided by the Ohio Supercomputer Center (Project PAS0254), and resources of the high performance computing services at Wayne State University.

---

[1] K. Adcox *et al.* (PHENIX), Nucl. Phys. A **757**, 184 (2005), arXiv:nucl-ex/0410003.

- [2] B. B. Back *et al.* (PHOBOS), Nucl. Phys. A **757**, 28 (2005), arXiv:nucl-ex/0410022.
- [3] J. Adams *et al.* (STAR), Nucl. Phys. A **757**, 102 (2005), arXiv:nucl-ex/0501009.
- [4] T. Schäfer and D. Teaney, Rept. Prog. Phys. **72**, 126001 (2009), arXiv:0904.3107 [hep-ph].
- [5] U. Heinz and R. Snellings, Annual Review of Nuclear and Particle Science **63**, 123–151 (2013).
- [6] A. Andronic, P. Braun-Munzinger, K. Redlich, and J. Stachel, *Quark matter. Proceedings, 22nd International Conference on Ultra-Relativistic Nucleus-Nucleus Collisions, Quark Matter 2011, Annecy, France, May 23-28, 2011*, J. Phys. **G38**, 124081 (2011), arXiv:1106.6321 [nucl-th].
- [7] Y. Aoki, G. Endrodi, Z. Fodor, S. D. Katz, and K. K. Szabo, Nature **443**, 675 (2006), arXiv:hep-lat/0611014.
- [8] A. Bazavov, T. Bhattacharya, M. Cheng, C. DeTar, H. Ding, F. Karsch, *et al.*, Phys. Rev. **D85**, 054503 (2012), arXiv:1111.1710 [hep-lat].
- [9] Y. Aoki, Z. Fodor, S. D. Katz, and K. K. Szabo, Phys. Lett. **B643**, 46 (2006), arXiv:hep-lat/0609068.
- [10] Y. Aoki, S. Borsanyi, S. Dürr, Z. Fodor, S. D. Katz, S. Krieg, and K. K. Szabo, JHEP **06**, 088 (2009), arXiv:0903.4155 [hep-lat].
- [11] A. Bazavov *et al.* (HotQCD), Phys. Rev. **D90**, 094503 (2014), arXiv:1407.6387 [hep-lat].
- [12] A. Bazavov *et al.* (HotQCD), Phys. Lett. B **795**, 15 (2019), arXiv:1812.08235 [hep-lat].
- [13] S. Borsanyi, Z. Fodor, J. N. Guenther, R. Kara, S. D. Katz, P. Parotto, A. Pasztor, C. Ratti, and K. K. Szabo, Phys. Rev. Lett. **125**, 052001 (2020), arXiv:2002.02821 [hep-lat].
- [14] A. Aprahamian *et al.*, (2015).
- [15] M. A. Stephanov, K. Rajagopal, and E. V. Shuryak, Phys. Rev. Lett. **81**, 4816 (1998), hep-ph/9806219.
- [16] M. A. Stephanov, K. Rajagopal, and E. V. Shuryak, Phys. Rev. D **60**, 114028 (1999), arXiv:hep-ph/9903292.
- [17] Z. Fodor and S. Katz, JHEP **0404**, 050 (2004), arXiv:hep-lat/0402006 [hep-lat].
- [18] C. R. Allton *et al.*, Phys. Rev. **D71**, 054508 (2005), hep-lat/0501030.
- [19] R. V. Gavai and S. Gupta, Phys. Rev. **D78**, 114503 (2008), arXiv:0806.2233 [hep-lat].
- [20] P. de Forcrand and O. Philipsen, *Proceedings, 26th International Symposium on Lattice field theory (Lattice 2008)*, PoS **LATTICE2008**, 208 (2008), arXiv:0811.3858 [hep-lat].



- [21] T. Hatsuda, M. Tachibana, N. Yamamoto, and G. Baym, Phys. Rev. Lett. **97**, 122001 (2006), arXiv:hep-ph/0605018.
- [22] M. A. Stephanov, Prog. Theor. Phys. Suppl. **153**, 139 (2004), arXiv:hep-ph/0402115.
- [23] S. Datta, R. V. Gavai, and S. Gupta, *Proceedings, 23rd International Conference on Ultra-relativistic Nucleus-Nucleus Collisions : Quark Matter 2012 (QM 2012)*, Nucl. Phys. **A904-905**, 883c (2013), arXiv:1210.6784 [hep-lat].
- [24] A. Bazavov *et al.*, Phys. Rev. D **95**, 054504 (2017), arXiv:1701.04325 [hep-lat].
- [25] Z. Fodor, M. Giordano, J. N. Günther, K. Kapás, S. D. Katz, A. Pásztor, I. Portillo, C. Ratti, D. Sexty, and K. K. Szabó, Nucl. Phys. A **982**, 843 (2019), arXiv:1807.09862 [hep-lat].
- [26] M. Giordano, K. Kapas, S. D. Katz, D. Nogradi, and A. Pasztor, JHEP **05**, 088 (2020), arXiv:2004.10800 [hep-lat].
- [27] P. Steinbrecher (HotQCD), PoS **LATTICE2018**, 160 (2018).
- [28] A. Bzdak, S. Esumi, V. Koch, J. Liao, M. Stephanov, and N. Xu, Phys. Rept. **853**, 1 (2020), arXiv:1906.00936 [nucl-th].
- [29] D. Kharzeev, Phys. Lett. B **633**, 260 (2006), arXiv:hep-ph/0406125.
- [30] D. E. Kharzeev, L. D. McLerran, and H. J. Warringa, Nucl. Phys. A **803**, 227 (2008), arXiv:0711.0950 [hep-ph].
- [31] K. Fukushima, D. E. Kharzeev, and H. J. Warringa, Phys. Rev. D **78**, 074033 (2008), arXiv:0808.3382 [hep-ph].
- [32] J. Steinheimer and V. Koch, Phys. Rev. **C96**, 034907 (2017), arXiv:1705.08538 [nucl-th].
- [33] J. E. Bernhard, J. S. Moreland, and S. A. Bass, Nature Phys. **15**, 1113 (2019).
- [34] D. Everett *et al.* (JETSCAPE), Phys. Rev. Lett. **126**, 242301 (2021), arXiv:2010.03928 [hep-ph].
- [35] D. Everett *et al.* (JETSCAPE), Phys. Rev. C **103**, 054904 (2021), arXiv:2011.01430 [hep-ph].
- [36] G. Nijs, W. van der Schee, U. Gürsoy, and R. Snellings, Phys. Rev. Lett. **126**, 202301 (2021), arXiv:2010.15130 [nucl-th].
- [37] G. Nijs, W. van der Schee, U. Gürsoy, and R. Snellings, Phys. Rev. C **103**, 054909 (2021), arXiv:2010.15134 [nucl-th].
- [38] S. Borsanyi, Z. Fodor, C. Hoelbling, S. D. Katz, S. Krieg, C. Ratti, and K. K. Szabo (Wuppertal-Budapest), JHEP **09**, 073 (2010), arXiv:1005.3508 [hep-lat].

- [39] R. Bellwied, S. Borsanyi, Z. Fodor, J. Günther, S. Katz, C. Ratti, and K. Szabo, Phys. Lett. B **751**, 559 (2015), arXiv:1507.07510 [hep-lat].
- [40] H. Ding *et al.*, Phys. Rev. Lett. **123**, 062002 (2019), arXiv:1903.04801 [hep-lat].
- [41] S. Borsanyi, G. Endrodi, Z. Fodor, A. Jakovac, S. D. Katz, S. Krieg, C. Ratti, and K. K. Szabo, JHEP **11**, 077 (2010), arXiv:1007.2580 [hep-lat].
- [42] S. Borsanyi, Z. Fodor, C. Hoelbling, S. D. Katz, S. Krieg, and K. K. Szabo, Phys. Lett. B **730**, 99 (2014), arXiv:1309.5258 [hep-lat].
- [43] C. Ratti, Rept. Prog. Phys. **81**, 084301 (2018), arXiv:1804.07810 [hep-lat].
- [44] See, for example, S. Muroya, A. Nakamura, C. Nonaka, and T. Takaishi, Prog. Theor. Phys. **110**, 615 (2003), arXiv:hep-lat/0306031, and references therein.
- [45] P. Alba *et al.*, Phys. Rev. D **96**, 034517 (2017), arXiv:1702.01113 [hep-lat].
- [46] P. Alba, V. Mantovani Sarti, J. Noronha, J. Noronha-Hostler, P. Parotto, I. Portillo Vazquez, and C. Ratti, Phys. Rev. C **98**, 034909 (2018), arXiv:1711.05207 [nucl-th].
- [47] P. Alba, V. M. Sarti, J. Noronha-Hostler, P. Parotto, I. Portillo-Vazquez, C. Ratti, and J. Stafford, Phys. Rev. C **101**, 054905 (2020), arXiv:2002.12395 [hep-ph].
- [48] A. Bazavov *et al.*, Phys. Rev. Lett. **113**, 072001 (2014), arXiv:1404.6511 [hep-lat].
- [49] S. Borsanyi, G. Endrodi, Z. Fodor, S. Katz, S. Krieg, C. Ratti, and K. Szabo, JHEP **08**, 053 (2012), arXiv:1204.6710 [hep-lat].
- [50] P. Hegde (BNL–Bielefeld–CCNU), Nucl. Phys. A **931**, 851 (2014), arXiv:1408.6305 [hep-lat].
- [51] J. Guenther, R. Bellwied, S. Borsanyi, Z. Fodor, S. Katz, A. Pasztor, C. Ratti, and K. Szabó, Nucl. Phys. A **967**, 720 (2017), arXiv:1607.02493 [hep-lat].
- [52] J. Günther, R. Bellwied, S. Borsanyi, Z. Fodor, S. D. Katz, A. Pasztor, and C. Ratti, EPJ Web Conf. **137**, 07008 (2017).
- [53] R. Bellwied, S. Borsanyi, Z. Fodor, S. Katz, A. Pasztor, C. Ratti, and K. Szabo, Phys. Rev. D **92**, 114505 (2015), arXiv:1507.04627 [hep-lat].
- [54] A. Bazavov *et al.*, Phys. Rev. D **101**, 074502 (2020), arXiv:2001.08530 [hep-lat].
- [55] S. Borsanyi, Z. Fodor, J. N. Guenther, S. K. Katz, K. K. Szabo, A. Pasztor, I. Portillo, and C. Ratti, JHEP **10**, 205 (2018), arXiv:1805.04445 [hep-lat].
- [56] J. Noronha-Hostler, P. Parotto, C. Ratti, and J. Stafford, Phys. Rev. C **100**, 064910 (2019), arXiv:1902.06723 [hep-ph].

- [57] A. Monnai, B. Schenke, and C. Shen, Phys. Rev. C **100**, 024907 (2019), arXiv:1902.05095 [nucl-th].
- [58] S. Borsanyi, Z. Fodor, J. N. Guenther, R. Kara, S. D. Katz, P. Parotto, A. Pasztor, C. Ratti, and K. K. Szabo, (2021), arXiv:2102.06660 [hep-lat].
- [59] M. Cheng *et al.*, Phys. Rev. D **77**, 014511 (2008), arXiv:0710.0354 [hep-lat].
- [60] F. Karsch, Central Eur. J. Phys. **10**, 1234 (2012), arXiv:1202.4173 [hep-lat].
- [61] A. Bazavov *et al.*, Phys. Rev. Lett. **109**, 192302 (2012), arXiv:1208.1220 [hep-lat].
- [62] S. Borsanyi, Z. Fodor, S. Katz, S. Krieg, C. Ratti, and K. Szabo, Phys. Rev. Lett. **111**, 062005 (2013), arXiv:1305.5161 [hep-lat].
- [63] S. Borsanyi, Z. Fodor, S. D. Katz, S. Krieg, C. Ratti, and K. Szabo, JHEP **01**, 138 (2012), arXiv:1112.4416 [hep-lat].
- [64] A. Bazavov *et al.* (HotQCD), Phys. Rev. D **86**, 034509 (2012), arXiv:1203.0784 [hep-lat].
- [65] R. Gavai and S. Gupta, Phys. Rev. D **73**, 014004 (2006), arXiv:hep-lat/0510044.
- [66] N. Haque, A. Bandyopadhyay, J. O. Andersen, M. G. Mustafa, M. Strickland, and N. Su, JHEP **05**, 027 (2014), arXiv:1402.6907 [hep-ph].
- [67] S. Mogliacci, J. O. Andersen, M. Strickland, N. Su, and A. Vuorinen, JHEP **12**, 055 (2013), arXiv:1307.8098 [hep-ph].
- [68] J. Adam *et al.* (STAR), (2020), arXiv:2001.02852 [nucl-ex].
- [69] H. T. Ding, S. Mukherjee, H. Ohno, P. Petreczky, and H. P. Schadler, Phys. Rev. D **92**, 074043 (2015), arXiv:1507.06637 [hep-lat].
- [70] J. Adamczewski-Musch *et al.* (HADES), Phys. Rev. C **102**, 024914 (2020), arXiv:2002.08701 [nucl-ex].
- [71] A. Bazavov *et al.*, Phys. Rev. D **93**, 014512 (2016), arXiv:1509.05786 [hep-lat].
- [72] M. Kitazawa and M. Asakawa, Phys. Rev. C **86**, 024904 (2012), [Erratum: Phys.Rev.C 86, 069902 (2012)], arXiv:1205.3292 [nucl-th].
- [73] V. Vovchenko, V. Koch, and C. Shen, (2021), arXiv:2107.00163 [hep-ph].
- [74] R. Bellwied, S. Borsanyi, Z. Fodor, J. N. Guenther, J. Noronha-Hostler, P. Parotto, A. Pasztor, C. Ratti, and J. M. Stafford, Phys. Rev. D **101**, 034506 (2020), arXiv:1910.14592 [hep-lat].
- [75] H.-T. Ding, F. Karsch, and S. Mukherjee, Int. J. Mod. Phys. E **24**, 1530007 (2015), arXiv:1504.05274 [hep-lat].

- [76] M. A. Halasz, A. D. Jackson, R. E. Shrock, M. A. Stephanov, and J. J. M. Verbaarschot, *Physical Review D* **58** (1998).
- [77] J. Berges and K. Rajagopal, *Nucl. Phys. B* **538**, 215 (1999), arXiv:hep-ph/9804233.
- [78] P. Parotto, M. Bluhm, D. Mroczek, M. Nahrgang, J. Noronha-Hostler, K. Rajagopal, C. Ratti, T. Schäfer, and M. Stephanov, *Phys. Rev. C* **101**, 034901 (2020), arXiv:1805.05249 [hep-ph].
- [79] S. Mukherjee, R. Venugopalan, and Y. Yin, *Phys. Rev. C* **92**, 034912 (2015), arXiv:1506.00645 [hep-ph].
- [80] Y. Yin, (2018), arXiv:1811.06519 [nucl-th].
- [81] M. Bluhm *et al.*, *Nucl. Phys. A* **1003**, 122016 (2020), arXiv:2001.08831 [nucl-th].
- [82] W. H. Zurek, *Phys. Rept.* **276**, 177 (1996), arXiv:cond-mat/9607135 [cond-mat].
- [83] Y. Akamatsu, D. Teaney, F. Yan, and Y. Yin, (2018), arXiv:1811.05081 [nucl-th].
- [84] S. Mukherjee, R. Venugopalan, and Y. Yin, *Phys. Rev. Lett.* **117**, 222301 (2016), arXiv:1605.09341 [hep-ph].
- [85] B. Berdnikov and K. Rajagopal, *Phys. Rev. D* **61**, 105017 (2000), arXiv:hep-ph/9912274 [hep-ph].
- [86] D. T. Son and M. A. Stephanov, *Phys. Rev. D* **70**, 056001 (2004), arXiv:hep-ph/0401052 [hep-ph].
- [87] P. Kovtun and L. G. Yaffe, *Phys. Rev. D* **68**, 025007 (2003).
- [88] P. Kovtun, G. D. Moore, and P. Romatschke, *Phys. Rev. D* **84**, 025006 (2011).
- [89] J. Peralta-Ramos and E. Calzetta, *JHEP* **02**, 085 (2012).
- [90] J. I. Kapusta, B. Muller, and M. Stephanov, *Phys. Rev. C* **85**, 054906 (2012), arXiv:1112.6405 [nucl-th].
- [91] M. Nahrgang, S. Leupold, C. Herold, and M. Bleicher, *Phys. Rev. C* **84**, 024912 (2011), arXiv:1105.0622 [nucl-th].
- [92] C. Herold, M. Nahrgang, I. Mishustin, and M. Bleicher, *Phys. Rev. C* **87**, 014907 (2013), arXiv:1301.1214 [nucl-th].
- [93] C. Herold, M. Nahrgang, Y. Yan, and C. Kobdaj, *J. Phys. G* **41**, 115106 (2014), arXiv:1407.8277 [hep-ph].
- [94] C. Herold, M. Nahrgang, Y. Yan, and C. Kobdaj, *Phys. Rev. C* **93**, 021902 (2016), arXiv:1601.04839 [hep-ph].

- [95] M. Nahrgang, Nucl. Phys. A **956**, 83 (2016), arXiv:1601.07437 [nucl-th].
- [96] M. Bluhm, Y. Jiang, M. Nahrgang, J. M. Pawłowski, F. Rennecke, and N. Wink, Nucl. Phys. A **982**, 871 (2019), arXiv:1808.01377 [hep-ph].
- [97] J. M. Pawłowski, N. Strodthoff, and N. Wink, Phys. Rev. D **98**, 074008 (2018), arXiv:1711.07444 [hep-th].
- [98] H. Fujii and M. Ohtani, Phys. Rev. **D70**, 014016 (2004), arXiv:hep-ph/0402263 [hep-ph].
- [99] K. Fukushima and T. Hatsuda, Rept.Prog.Phys. **74**, 014001 (2011), arXiv:1005.4814 [hep-ph].
- [100] M. Bluhm, M. Nahrgang, and J. M. Pawłowski, (2020), arXiv:2004.08608 [nucl-th].
- [101] L. Landau, E. Lifshitz, and L. P. Pitaevskii, *Statistical Physics: Theory of the Condensed State*, Course of theoretical physics (Elsevier Science, 1980).
- [102] Y. Akamatsu, A. Mazeliauskas, and D. Teaney, Phys. Rev. C **95**, 014909 (2017), arXiv:1606.07742 [nucl-th].
- [103] Y. Akamatsu, A. Mazeliauskas, and D. Teaney, Phys. Rev. C **97**, 024902 (2018), arXiv:1708.05657 [nucl-th].
- [104] M. Stephanov and Y. Yin, Phys. Rev. **D98**, 036006 (2018), arXiv:1712.10305 [nucl-th].
- [105] M. Martinez and T. Schäfer, Phys. Rev. C **99**, 054902 (2019), arXiv:1812.05279 [hep-th].
- [106] X. An, G. Başar, M. Stephanov, and H.-U. Yee, Phys. Rev. C **102**, 034901 (2020), arXiv:1912.13456 [hep-th].
- [107] X. An, G. Basar, M. Stephanov, and H.-U. Yee, (2020), arXiv:2009.10742 [hep-th].
- [108] S. Pratt and C. Plumberg, Phys. Rev. C **99**, 044916 (2019), arXiv:1812.05649 [nucl-th].
- [109] S. Pratt and C. Plumberg, Phys. Rev. C **102**, 044909 (2020), arXiv:1904.11459 [nucl-th].
- [110] K. Rajagopal, G. Ridgway, R. Weller, and Y. Yin, Phys. Rev. D **102**, 094025 (2020), arXiv:1908.08539 [hep-ph].
- [111] L. Du, U. Heinz, K. Rajagopal, and Y. Yin, Phys. Rev. C **102**, 054911 (2020), arXiv:2004.02719 [nucl-th].
- [112] B. Ling, T. Springer, and M. Stephanov, Phys. Rev. C **89**, 064901 (2014), arXiv:1310.6036 [nucl-th].
- [113] L. Du, X. An, and U. Heinz, (2021), arXiv:2107.02302 [hep-ph].
- [114] J. Steinheimer and J. Randrup, Phys. Rev. Lett. **109**, 212301 (2012), arXiv:1209.2462 [nucl-th].

- [115] J. Steinheimer and J. Randrup, Phys. Rev. C **87**, 054903 (2013), arXiv:1302.2956 [nucl-th].
- [116] S. Pratt, Phys. Rev. C **96**, 044903 (2017), arXiv:1706.04035 [nucl-th].
- [117] S. Pratt, Phys. Rev. C **101**, 014914 (2020), arXiv:1908.01053 [nucl-th].
- [118] D. Kharzeev and A. Zhitnitsky, Nucl. Phys. A **797**, 67 (2007), arXiv:0706.1026 [hep-ph].
- [119] D. T. Son and P. Surowka, Phys. Rev. Lett. **103**, 191601 (2009), arXiv:0906.5044 [hep-th].
- [120] K. Landsteiner, E. Megias, and F. Pena-Benitez, Phys. Rev. Lett. **107**, 021601 (2011), arXiv:1103.5006 [hep-ph].
- [121] D.-F. Hou, H. Liu, and H.-c. Ren, Phys. Rev. D **86**, 121703 (2012), arXiv:1210.0969 [hep-th].
- [122] X.-G. Huang and J. Liao, Phys. Rev. Lett. **110**, 232302 (2013), arXiv:1303.7192 [nucl-th].
- [123] Y. Jiang, X.-G. Huang, and J. Liao, Phys. Rev. D **91**, 045001 (2015), arXiv:1409.6395 [nucl-th].
- [124] D. E. Kharzeev and H.-U. Yee, Phys. Rev. D **83**, 085007 (2011), arXiv:1012.6026 [hep-th].
- [125] Y. Burnier, D. E. Kharzeev, J. Liao, and H.-U. Yee, Phys. Rev. Lett. **107**, 052303 (2011), arXiv:1103.1307 [hep-ph].
- [126] N. Armitage, E. Mele, and A. Vishwanath, Rev. Mod. Phys. **90**, 015001 (2018), arXiv:1705.01111 [cond-mat.str-el].
- [127] D. E. Kharzeev and J. Liao, Nature Rev. Phys. **3**, 55 (2021).
- [128] D. Kharzeev, J. Liao, S. Voloshin, and G. Wang, Prog. Part. Nucl. Phys. **88**, 1 (2016), arXiv:1511.04050 [hep-ph].
- [129] W. Li and G. Wang, Annual Review of Nuclear and Particle Science **70**, 293–321 (2020).
- [130] Y.-C. Liu and X.-G. Huang, Nucl. Sci. Tech. **31**, 56 (2020), arXiv:2003.12482 [nucl-th].
- [131] J. Zhao and F. Wang, Prog. Part. Nucl. Phys. **107**, 200 (2019), arXiv:1906.11413 [nucl-ex].
- [132] F.-Q. Wang and J. Zhao, Nucl. Sci. Tech. **29**, 179 (2018).
- [133] K. Fukushima, Prog. Part. Nucl. Phys. **107**, 167 (2019), arXiv:1812.08886 [hep-ph].
- [134] S. A. Voloshin, Phys. Rev. C **70**, 057901 (2004), arXiv:hep-ph/0406311.
- [135] N. Müller, S. Schlichting, and S. Sharma, Phys. Rev. Lett. **117**, 142301 (2016), arXiv:1606.00342 [hep-ph].
- [136] M. Mace, S. Schlichting, and R. Venugopalan, Phys. Rev. D **93**, 074036 (2016), arXiv:1601.07342 [hep-ph].
- [137] M. Mace, N. Mueller, S. Schlichting, and S. Sharma, Phys. Rev. D **95**, 036023 (2017), arXiv:1612.02477 [hep-lat].

- [138] M. Mace, N. Mueller, S. Schlichting, and S. Sharma, Nucl. Phys. A **967**, 752 (2017), arXiv:1704.05887 [hep-lat].
- [139] T. Lappi and S. Schlichting, Phys. Rev. D **97**, 034034 (2018), arXiv:1708.08625 [hep-ph].
- [140] E.-d. Guo and S. Lin, Phys. Rev. D **93**, 105001 (2016), arXiv:1602.03952 [hep-th].
- [141] D.-f. Hou and S. Lin, Phys. Rev. D **98**, 054014 (2018), arXiv:1712.08429 [hep-ph].
- [142] S. Lin, L. Yan, and G.-R. Liang, Phys. Rev. C **98**, 014903 (2018), arXiv:1802.04941 [nucl-th].
- [143] G.-R. Liang, J. Liao, S. Lin, L. Yan, and M. Li, Chin. Phys. C **44**, 094103 (2020), arXiv:2004.04440 [nucl-th].
- [144] D. T. Son and N. Yamamoto, Phys. Rev. Lett. **109**, 181602 (2012), arXiv:1203.2697 [cond-mat.mes-hall].
- [145] M. Stephanov and Y. Yin, Phys. Rev. Lett. **109**, 162001 (2012), arXiv:1207.0747 [hep-th].
- [146] J.-Y. Chen, D. T. Son, M. A. Stephanov, H.-U. Yee, and Y. Yin, Phys. Rev. Lett. **113**, 182302 (2014), arXiv:1404.5963 [hep-th].
- [147] J.-Y. Chen, D. T. Son, and M. A. Stephanov, Phys. Rev. Lett. **115**, 021601 (2015), arXiv:1502.06966 [hep-th].
- [148] M. A. Stephanov and H.-U. Yee, Phys. Rev. Lett. **116**, 122302 (2016), arXiv:1508.02396 [hep-th].
- [149] Y. Hidaka, S. Pu, and D.-L. Yang, Phys. Rev. D **95**, 091901 (2017), arXiv:1612.04630 [hep-th].
- [150] Y. Hidaka, S. Pu, and D.-L. Yang, Phys. Rev. D **97**, 016004 (2018), arXiv:1710.00278 [hep-th].
- [151] A. Huang, S. Shi, Y. Jiang, J. Liao, and P. Zhuang, Phys. Rev. D **98**, 036010 (2018), arXiv:1801.03640 [hep-th].
- [152] J.-H. Gao, Z.-T. Liang, Q. Wang, and X.-N. Wang, Phys. Rev. D **98**, 036019 (2018), arXiv:1802.06216 [hep-ph].
- [153] J.-H. Gao and Z.-T. Liang, Phys. Rev. D **100**, 056021 (2019), arXiv:1902.06510 [hep-ph].
- [154] X.-L. Sheng, R.-H. Fang, Q. Wang, and D. H. Rischke, Phys. Rev. D **99**, 056004 (2019), arXiv:1812.01146 [hep-ph].
- [155] N. Weickgenannt, X.-L. Sheng, E. Speranza, Q. Wang, and D. H. Rischke, Phys. Rev. D **100**, 056018 (2019), arXiv:1902.06513 [hep-ph].

- [156] Z. Wang, X. Guo, S. Shi, and P. Zhuang, Phys. Rev. D **100**, 014015 (2019), arXiv:1903.03461 [hep-ph].
- [157] S. Li and H.-U. Yee, Phys. Rev. D **100**, 056022 (2019), arXiv:1905.10463 [hep-ph].
- [158] Y.-C. Liu, L.-L. Gao, K. Mameda, and X.-G. Huang, Phys. Rev. D **99**, 085014 (2019), arXiv:1812.10127 [hep-th].
- [159] N. Mueller and R. Venugopalan, Phys. Rev. D **96**, 016023 (2017), arXiv:1702.01233 [hep-ph].
- [160] N. Mueller and R. Venugopalan, Phys. Rev. D **97**, 051901 (2018), arXiv:1701.03331 [hep-ph].
- [161] S. Shi, C. Gale, and S. Jeon, (2020), arXiv:2008.08618 [nucl-th].
- [162] D. E. Kharzeev, M. A. Stephanov, and H.-U. Yee, Phys. Rev. D **95**, 051901 (2017), arXiv:1612.01674 [hep-ph].
- [163] A. Huang, Y. Jiang, S. Shi, J. Liao, and P. Zhuang, Phys. Lett. B **777**, 177 (2018), arXiv:1703.08856 [hep-ph].
- [164] S. Ebiara, K. Fukushima, and S. Pu, Phys. Rev. D **96**, 016016 (2017), arXiv:1705.08611 [hep-ph].
- [165] Y. Sun and C. M. Ko, Phys. Rev. C **98**, 014911 (2018), arXiv:1803.06043 [nucl-th].
- [166] S. Shi, Y. Jiang, E. Lilleskov, and J. Liao, Annals Phys. **394**, 50 (2018), arXiv:1711.02496 [nucl-th].
- [167] A. Bzdak and V. Skokov, Phys. Lett. B **710**, 171 (2012), arXiv:1111.1949 [hep-ph].
- [168] J. Błoczyński, X.-G. Huang, X. Zhang, and J. Liao, Phys. Lett. B **718**, 1529 (2013), arXiv:1209.6594 [nucl-th].
- [169] L. McLerran and V. Skokov, Nucl. Phys. A **929**, 184 (2014), arXiv:1305.0774 [hep-ph].
- [170] K. Tuchin, Phys. Rev. C **93**, 014905 (2016), arXiv:1508.06925 [hep-ph].
- [171] G. Inghirami, L. Del Zanna, A. Beraudo, M. H. Moghaddam, F. Becattini, and M. Bleicher, Eur. Phys. J. C **76**, 659 (2016), arXiv:1609.03042 [hep-ph].
- [172] G. Inghirami, M. Mace, Y. Hirono, L. Del Zanna, D. E. Kharzeev, and M. Bleicher, Eur. Phys. J. C **80**, 293 (2020), arXiv:1908.07605 [hep-ph].
- [173] U. Gürsoy, D. Kharzeev, E. Marcus, K. Rajagopal, and C. Shen, Phys. Rev. C **98**, 055201 (2018), arXiv:1806.05288 [hep-ph].
- [174] V. Roy, S. Pu, L. Rezzolla, and D. H. Rischke, Phys. Rev. C **96**, 054909 (2017), arXiv:1706.05326 [nucl-th].



- [175] S. Pu, V. Roy, L. Rezzolla, and D. H. Rischke, Phys. Rev. D **93**, 074022 (2016), arXiv:1602.04953 [nucl-th].
- [176] B. Müller and A. Schäfer, Phys. Rev. D **98**, 071902 (2018), arXiv:1806.10907 [hep-ph].
- [177] Y. Guo, S. Shi, S. Feng, and J. Liao, Phys. Lett. B **798**, 134929 (2019), arXiv:1905.12613 [nucl-th].
- [178] X. Guo, J. Liao, and E. Wang, Sci. Rep. **10**, 2196 (2020), arXiv:1904.04704 [hep-ph].
- [179] J. Hernandez and P. Kovtun, JHEP **05**, 001 (2017), arXiv:1703.08757 [hep-th].
- [180] G. S. Denicol, X.-G. Huang, E. Molnár, G. M. Monteiro, H. Niemi, J. Noronha, D. H. Rischke, and Q. Wang, Phys. Rev. D **98**, 076009 (2018), arXiv:1804.05210 [nucl-th].
- [181] G. S. Denicol, E. Molnár, H. Niemi, and D. H. Rischke, Phys. Rev. D **99**, 056017 (2019), arXiv:1902.01699 [nucl-th].
- [182] M. Shokri and N. Sadooghi, JHEP **11**, 181 (2018), arXiv:1807.09487 [nucl-th].
- [183] I. Siddique, R.-j. Wang, S. Pu, and Q. Wang, Phys. Rev. D **99**, 114029 (2019), arXiv:1904.01807 [hep-ph].
- [184] X. Guo, S. Shi, N. Xu, Z. Xu, and P. Zhuang, Phys. Lett. B **751**, 215 (2015), arXiv:1502.04407 [hep-ph].
- [185] K. Xu, S. Shi, H. Zhang, D. Hou, J. Liao, and M. Huang, Phys. Lett. B **809**, 135706 (2020), arXiv:2004.05362 [hep-ph].
- [186] M. Aaboud *et al.* (ATLAS), Phys. Rev. Lett. **121**, 212301 (2018), arXiv:1806.08708 [nucl-ex].
- [187] J. Adam *et al.* (STAR), Phys. Rev. Lett. **121**, 132301 (2018), arXiv:1806.02295 [hep-ex].
- [188] W. Zha, J. D. Brandenburg, Z. Tang, and Z. Xu, Phys. Lett. B **800**, 135089 (2020), arXiv:1812.02820 [nucl-th].
- [189] W. Zha, L. Ruan, Z. Tang, Z. Xu, and S. Yang, Phys. Lett. B **781**, 182 (2018), arXiv:1804.01813 [hep-ph].
- [190] S. Klein, A. Mueller, B.-W. Xiao, and F. Yuan, Phys. Rev. Lett. **122**, 132301 (2019), arXiv:1811.05519 [hep-ph].
- [191] H.-j. Xu, J. Zhao, X. Wang, H. Li, Z.-W. Lin, C. Shen, and F. Wang, Chin. Phys. C **42**, 084103 (2018), arXiv:1710.07265 [nucl-th].
- [192] J. Zhao, H. Li, and F. Wang, Eur. Phys. J. C **79**, 168 (2019), arXiv:1705.05410 [nucl-ex].
- [193] S. A. Voloshin, Phys. Rev. C **98**, 054911 (2018), arXiv:1805.05300 [nucl-ex].

- [194] N. Magdy, S. Shi, J. Liao, N. Ajitanand, and R. A. Lacey, Phys. Rev. C **97**, 061901 (2018), arXiv:1710.01717 [physics.data-an].
- [195] N. Magdy, S. Shi, J. Liao, P. Liu, and R. A. Lacey, Phys. Rev. C **98**, 061902 (2018), arXiv:1803.02416 [nucl-ex].
- [196] A. Tang, Chin. Phys. C **44**, 054101 (2020), arXiv:1903.04622 [nucl-ex].
- [197] A. Bzdak, V. Koch, and J. Liao, Lect. Notes Phys. **871**, 503 (2013), arXiv:1207.7327 [nucl-th].
- [198] D. Kharzeev and J. Liao, Nucl. Phys. News **29**, 26 (2019).
- [199] V. Koch, S. Schlichting, V. Skokov, P. Sorensen, J. Thomas, S. Voloshin, G. Wang, and H.-U. Yee, Chin. Phys. C **41**, 072001 (2017), arXiv:1608.00982 [nucl-th].
- [200] S. A. Voloshin, Phys. Rev. Lett. **105**, 172301 (2010), arXiv:1006.1020 [nucl-th].
- [201] J. Adam *et al.* (STAR), (2019), arXiv:1911.00596 [nucl-ex].
- [202] S. Shi, H. Zhang, D. Hou, and J. Liao, Phys. Rev. Lett. **125**, 242301 (2020), arXiv:1910.14010 [nucl-th].
- [203] Y. Jiang, S. Shi, Y. Yin, and J. Liao, Chin. Phys. C **42**, 011001 (2018), arXiv:1611.04586 [nucl-th].
- [204] C. Nonaka and M. Asakawa, Phys. Rev. C **71**, 044904 (2005), arXiv:nucl-th/0410078.
- [205] B. Kampfer, M. Bluhm, R. Schulze, D. Seipt, and U. Heinz, Nucl. Phys. A **774**, 757 (2006), arXiv:hep-ph/0509146.
- [206] The code on which this work is based can be downloaded at the following link, <https://www.bnl.gov/physics/best/resources.php>.
- [207] J. M. Kartheim, D. Mroczek, A. R. Nava Acuna, J. Noronha-Hostler, P. Parotto, D. R. P. Price, and C. Ratti, Eur. Phys. J. Plus **136**, 621 (2021), arXiv:2103.08146 [hep-ph].
- [208] D. Mroczek, J. Noronha-Hostler, A. N. Acuna, C. Ratti, P. Parotto, and M. Stephanov, (2020), arXiv:2008.04022 [nucl-th].
- [209] M. Stephanov, Phys. Rev. Lett. **107**, 052301 (2011), arXiv:1104.1627 [hep-ph].
- [210] J. Bjorken, Phys. Rev. D **27**, 140 (1983).
- [211] J. Novak, K. Novak, S. Pratt, J. Vredevoogd, C. Coleman-Smith, and R. Wolpert, Phys. Rev. C **89**, 034917 (2014), arXiv:1303.5769 [nucl-th].
- [212] J. S. Moreland, J. E. Bernhard, and S. A. Bass, Phys. Rev. C **92**, 011901 (2015), arXiv:1412.4708 [nucl-th].

- [213] C. Shen and L. Yan, Nucl. Sci. Tech. **31**, 122 (2020), arXiv:2010.12377 [nucl-th].
- [214] T. Hirano, Phys. Rev. C **65**, 011901 (2002), arXiv:nucl-th/0108004.
- [215] B. Schenke, S. Jeon, and C. Gale, Phys. Rev. Lett. **106**, 042301 (2011), arXiv:1009.3244 [hep-ph].
- [216] W. Ke, J. S. Moreland, J. E. Bernhard, and S. A. Bass, Phys. Rev. C **96**, 044912 (2017), arXiv:1610.08490 [nucl-th].
- [217] S. A. Bass *et al.*, Prog. Part. Nucl. Phys. **41**, 255 (1998), arXiv:nucl-th/9803035.
- [218] M. Bleicher *et al.*, J. Phys. G **25**, 1859 (1999), arXiv:hep-ph/9909407.
- [219] H. J. Drescher, S. Ostapchenko, T. Pierog, and K. Werner, Phys. Rev. C **65**, 054902 (2002), arXiv:hep-ph/0011219.
- [220] J. Steinheimer, M. Bleicher, H. Petersen, S. Schramm, H. Stocker, and D. Zschesche, Phys. Rev. C **77**, 034901 (2008), arXiv:0710.0332 [nucl-th].
- [221] J. Takahashi, B. M. Tavares, W. L. Qian, R. Andrade, F. Grassi, Y. Hama, T. Kodama, and N. Xu, Phys. Rev. Lett. **103**, 242301 (2009), arXiv:0902.4870 [nucl-th].
- [222] R. Andrade, F. Grassi, Y. Hama, and W. L. Qian, J. Phys. G **37**, 094043 (2010), arXiv:0912.0703 [nucl-th].
- [223] I. A. Karpenko, P. Huovinen, H. Petersen, and M. Bleicher, Phys. Rev. C **91**, 064901 (2015), arXiv:1502.01978 [nucl-th].
- [224] B. Zhang, C. M. Ko, B.-A. Li, and Z.-w. Lin, Phys. Rev. C **61**, 067901 (2000), arXiv:nucl-th/9907017.
- [225] X.-N. Wang and M. Gyulassy, Phys. Rev. D **44**, 3501 (1991).
- [226] L. Pang, Q. Wang, and X.-N. Wang, Phys. Rev. C **86**, 024911 (2012), arXiv:1205.5019 [nucl-th].
- [227] J. M. Maldacena, Adv. Theor. Math. Phys. **2**, 231 (1998), arXiv:hep-th/9711200.
- [228] P. M. Chesler, N. Kilbertus, and W. van der Schee, JHEP **11**, 135 (2015), arXiv:1507.02548 [hep-th].
- [229] J. Casalderrey-Solana, D. Mateos, W. van der Schee, and M. Triana, JHEP **09**, 108 (2016), arXiv:1607.05273 [hep-th].
- [230] J. Jalilian-Marian, A. Kovner, A. Leonidov, and H. Weigert, Nucl. Phys. B **504**, 415 (1997), arXiv:hep-ph/9701284.

- [231] J. Jalilian-Marian, A. Kovner, A. Leonidov, and H. Weigert, Phys. Rev. D **59**, 014014 (1998), arXiv:hep-ph/9706377.
- [232] J. Jalilian-Marian, A. Kovner, and H. Weigert, Phys. Rev. D **59**, 014015 (1998), arXiv:hep-ph/9709432.
- [233] E. Iancu, A. Leonidov, and L. D. McLerran, Phys. Lett. B **510**, 133 (2001), arXiv:hep-ph/0102009.
- [234] E. Iancu, A. Leonidov, and L. D. McLerran, Nucl. Phys. A **692**, 583 (2001), arXiv:hep-ph/0011241.
- [235] E. Ferreira, E. Iancu, A. Leonidov, and L. McLerran, Nucl. Phys. A **703**, 489 (2002), arXiv:hep-ph/0109115.
- [236] H. Weigert, Nucl. Phys. A **703**, 823 (2002), arXiv:hep-ph/0004044.
- [237] B. Schenke and S. Schlichting, Phys. Rev. C **94**, 044907 (2016), arXiv:1605.07158 [hep-ph].
- [238] B. Schenke, P. Tribedy, and R. Venugopalan, Phys. Rev. Lett. **108**, 252301 (2012), arXiv:1202.6646 [nucl-th].
- [239] B. Schenke, P. Tribedy, and R. Venugopalan, Phys. Rev. C **86**, 034908 (2012), arXiv:1206.6805 [hep-ph].
- [240] S. McDonald, S. Jeon, and C. Gale, Nucl. Phys. A **1005**, 121771 (2021), arXiv:2001.08636 [nucl-th].
- [241] S. Schlichting and P. Singh, Phys. Rev. D **103**, 014003 (2021), arXiv:2010.11172 [hep-ph].
- [242] Y. Mehtar-Tani and G. Wolschin, Phys. Rev. C **80**, 054905 (2009), arXiv:0907.5444 [hep-ph].
- [243] I. Kolbé, M. Lushozi, L. D. McLerran, and G. Yu, (2020), arXiv:2009.05680 [hep-ph].
- [244] Y. Akamatsu, M. Asakawa, T. Hirano, M. Kitazawa, K. Morita, K. Murase, Y. Nara, C. Nonaka, and A. Ohnishi, Phys. Rev. C **98**, 024909 (2018), arXiv:1805.09024 [nucl-th].
- [245] L. Du, U. Heinz, and G. Vujanovic, Nucl. Phys. A **982**, 407 (2019), arXiv:1807.04721 [nucl-th].
- [246] B. Schenke, S. Jeon, and C. Gale, Phys. Rev. C **82**, 014903 (2010), arXiv:1004.1408 [hep-ph].
- [247] J.-F. Paquet, C. Shen, G. S. Denicol, M. Luzum, B. Schenke, S. Jeon, and C. Gale, Phys. Rev. C **93**, 044906 (2016), arXiv:1509.06738 [hep-ph].
- [248] C. Shen and S. Alzhirani, Phys. Rev. C **102**, 014909 (2020), arXiv:2003.05852 [nucl-th].
- [249] S. Ryu, V. Jovic, and C. Shen, (2021), arXiv:2106.08125 [nucl-th].
- [250] B. B. Back *et al.* (PHOBOS), Phys. Rev. C **74**, 021901 (2006), arXiv:nucl-ex/0509034.

- [251] L. Adamczyk *et al.* (STAR), Phys. Rev. C **96**, 044904 (2017), arXiv:1701.07065 [nucl-ex].
- [252] I. G. Bearden *et al.* (BRAHMS), Phys. Rev. Lett. **93**, 102301 (2004), arXiv:nucl-ex/0312023.
- [253] B. I. Abelev *et al.* (STAR), Phys. Rev. C **79**, 034909 (2009), arXiv:0808.2041 [nucl-ex].
- [254] C. Shen and B. Schenke, Phys. Rev. C **97**, 024907 (2018), arXiv:1710.00881 [nucl-th].
- [255] D. Kharzeev, Phys. Lett. B **378**, 238 (1996), arXiv:nucl-th/9602027.
- [256] C. Shen, in *19th International Conference on Strangeness in Quark Matter* (2021) arXiv:2108.04987 [nucl-th].
- [257] C. Shen and B. Schenke, In preparation.
- [258] I. G. Bearden *et al.* (BRAHMS), Phys. Rev. Lett. **93**, 102301 (2004), arXiv:nucl-ex/0312023.
- [259] B. I. Abelev *et al.* (STAR), Phys. Rev. C **79**, 034909 (2009), arXiv:0808.2041 [nucl-ex].
- [260] L. Adamczyk *et al.* (STAR), Phys. Rev. C **96**, 044904 (2017), arXiv:1701.07065 [nucl-ex].
- [261] G. Kestin and U. W. Heinz, Eur. Phys. J. C **61**, 545 (2009), arXiv:0806.4539 [nucl-th].
- [262] C. Shen and U. Heinz, Phys. Rev. C **85**, 054902 (2012), [Erratum: Phys.Rev.C 86, 049903 (2012)], arXiv:1202.6620 [nucl-th].
- [263] A. Monnai, Phys. Rev. C **86**, 014908 (2012), arXiv:1204.4713 [nucl-th].
- [264] P. Braun-Munzinger, V. Koch, T. Schäfer, and J. Stachel, Physics Reports **621**, 76–126 (2016).
- [265] P. Romatschke and U. Romatschke, “Relativistic fluid dynamics in and out of equilibrium – ten years of progress in theory and numerical simulations of nuclear collisions,” (2019), arXiv:1712.05815 [nucl-th].
- [266] A. Monnai, B. Schenke, and C. Shen, (2021), arXiv:2101.11591 [nucl-th].
- [267] <https://edms.cern.ch/document/1075059>.
- [268] K. S. Lee, M. J. Rhoades-Brown, and U. W. Heinz, Phys. Lett. B **174**, 123 (1986).
- [269] K.-S. Lee and U. W. Heinz, Phys. Rev. D **47**, 2068 (1993).
- [270] J. Sollfrank and U. W. Heinz, (1995), 10.1142/9789812830661-0010, arXiv:nucl-th/9505004.
- [271] S. J. Cho, K. S. Lee, and U. W. Heinz, Phys. Rev. D **50**, 4771 (1994).
- [272] C. M. Hung and E. V. Shuryak, Phys. Rev. C **57**, 1891 (1998), arXiv:hep-ph/9709264.
- [273] G. S. Denicol, C. Gale, S. Jeon, A. Monnai, B. Schenke, and C. Shen, Phys. Rev. C **98**, 034916 (2018), arXiv:1804.10557 [nucl-th].
- [274] H. Song, S. A. Bass, U. Heinz, T. Hirano, and C. Shen, Phys. Rev. C **83**, 054910 (2011), [Erratum: Phys.Rev.C 86, 059903 (2012)], arXiv:1101.4638 [nucl-th].

- [275] G. S. Denicol, H. Niemi, E. Molnar, and D. H. Rischke, Phys. Rev. D **85**, 114047 (2012), [Erratum: Phys.Rev.D 91, 039902 (2015)], arXiv:1202.4551 [nucl-th].
- [276] L. Du and U. Heinz, Comput. Phys. Commun. **251**, 107090 (2020), arXiv:1906.11181 [nucl-th].
- [277] M. Hongo, Y. Hirono, and T. Hirano, Phys. Lett. B **775**, 266 (2017), arXiv:1309.2823 [nucl-th].
- [278] Y. Hirono, T. Hirano, and D. E. Kharzeev, (2014), arXiv:1412.0311 [hep-ph].
- [279] H.-U. Yee and Y. Yin, Phys. Rev. C **89**, 044909 (2014), arXiv:1311.2574 [nucl-th].
- [280] Y. Yin and J. Liao, Phys. Lett. B **756**, 42 (2016), arXiv:1504.06906 [nucl-th].
- [281] B. Schenke, C. Shen, and P. Tribedy, Phys. Rev. C **99**, 044908 (2019), arXiv:1901.04378 [nucl-th].
- [282] P. Bozek and W. Broniowski, Phys. Rev. Lett. **109**, 062301 (2012), arXiv:1204.3580 [nucl-th].
- [283] D. Oliinychenko and V. Koch, Phys. Rev. Lett. **123**, 182302 (2019), arXiv:1902.09775 [hep-ph].
- [284] D. Oliinychenko, S. Shi, and V. Koch, Phys. Rev. C **102**, 034904 (2020), arXiv:2001.08176 [hep-ph].
- [285] J. Weil *et al.*, Phys. Rev. C **94**, 054905 (2016), arXiv:1606.06642 [nucl-th].
- [286] L. Adamczyk *et al.* (STAR), Phys. Rev. Lett. **113**, 052302 (2014), arXiv:1404.1433 [nucl-ex].
- [287] U. Gürsoy, D. Kharzeev, and K. Rajagopal, Phys. Rev. C **89**, 054905 (2014), arXiv:1401.3805 [hep-ph].
- [288] J. Margutti (ALICE), in *12th Workshop on Particle Correlations and Femtoscopy* (2017) arXiv:1709.05618 [nucl-ex].
- [289] G. Giacalone and C. Shen, Eur. Phys. J. A **57**, 230 (2021), arXiv:2104.01890 [nucl-th].
- [290] Y. Pomeau and P. Resibois, Phys. Rep. **19**, 63 (1974).
- [291] P. C. Hohenberg and B. I. Halperin, Rev. Mod. Phys. **49**, 435 (1977).
- [292] S. S. Gubser, Phys. Rev. D **82**, 085027 (2010).
- [293] S. S. Gubser and A. Yarom, Nucl. Phys. B **846**, 469 (2011), arXiv:1012.1314 [hep-th].
- [294] M. Martinez, T. Schäfer, and V. Skokov, Phys. Rev. D **100**, 074017 (2019), arXiv:1906.11306 [hep-ph].
- [295] C. Young, Phys. Rev. **C89**, 024913 (2014), arXiv:1306.0472 [nucl-th].

- [296] C. Young, J. I. Kapusta, C. Gale, S. Jeon, and B. Schenke, Phys. Rev. **C91**, 044901 (2015), arXiv:1407.1077 [nucl-th].
- [297] M. Singh, *Characterizing the quark gluon plasma using soft thermal fluctuations and hard parton interactions*, Ph.D. thesis, McGill University (2021).
- [298] M. Singh, C. Shen, S. McDonald, S. Jeon, and C. Gale, in *27th International Conference on Ultrarelativistic Nucleus-Nucleus Collisions (Quark Matter 2018) Venice, Italy, May 14-19, 2018* (2018) arXiv:1807.05451 [nucl-th].
- [299] K. Murase and T. Hirano, Nucl. Phys. A **956**, 276 (2016), arXiv:1601.02260 [nucl-th].
- [300] M. Nahrgang, M. Bluhm, T. Schäfer, and S. Bass, Acta Phys. Polon. Supp. **10**, 687 (2017), arXiv:1704.03553 [nucl-th].
- [301] M. Bluhm, M. Nahrgang, T. Schäfer, and S. A. Bass, EPJ Web Conf. **171**, 16004 (2018), arXiv:1804.03493 [nucl-th].
- [302] S. Ryu, J. F. Paquet, C. Shen, G. S. Denicol, B. Schenke, S. Jeon, and C. Gale, Phys. Rev. Lett. **115**, 132301 (2015), arXiv:1502.01675 [nucl-th].
- [303] M. Singh, C. Shen, S. Jeon, and C. Gale, In preparation.
- [304] R. S. Bhalerao, M. Luzum, and J.-Y. Ollitrault, Phys. Rev. C **84**, 034910 (2011), arXiv:1104.4740 [nucl-th].
- [305] J. Jia, J. Phys. G **41**, 124003 (2014), arXiv:1407.6057 [nucl-ex].
- [306] L. Yan and J.-Y. Ollitrault, Phys. Lett. B **744**, 82 (2015), arXiv:1502.02502 [nucl-th].
- [307] M. Nahrgang, M. Bluhm, T. Schäfer, and S. A. Bass, (2018), arXiv:1804.05728 [nucl-th].
- [308] M. Nahrgang and M. Bluhm, Phys. Rev. D **102**, 094017 (2020), arXiv:2007.10371 [nucl-th].
- [309] M. Agah Nouhou, M. Bluhm, A. Borer, M. Nahrgang, T. Sami, and N. Touroux, PoS **CORFU2018**, 179 (2019), arXiv:1906.02647 [nucl-th].
- [310] M. Kitazawa, G. Pihan, N. Touroux, M. Bluhm, and M. Nahrgang, Nucl. Phys. A **1005**, 121797 (2021), arXiv:2002.07322 [nucl-th].
- [311] G. Pihan, M. Bluhm, M. Kitazawa, T. Sami, M. Nahrgang, In preparation.
- [312] N. Attieh, N. Touroux, M. Bluhm, M. Nahrgang, In preparation.
- [313] Y. Hatta and M. A. Stephanov, Phys. Rev. Lett. **91**, 102003 (2003), [Erratum: Phys.Rev.Lett. **91**, 129901 (2003)], arXiv:hep-ph/0302002.
- [314] C. Athanasiou, K. Rajagopal, and M. Stephanov, Phys. Rev. D **82**, 074008 (2010), arXiv:1006.4636 [hep-ph].

- [315] V. Koch, “Hadronic Fluctuations and Correlations,” in *Relativistic Heavy Ion Physics*, edited by R. Stock (2010) arXiv:0810.2520 [nucl-th].
- [316] A. Bzdak, V. Koch, and V. Skokov, Phys. Rev. C **87**, 014901 (2013), arXiv:1203.4529 [hep-ph].
- [317] V. Vovchenko, O. Savchuk, R. V. Poberezhnyuk, M. I. Gorenstein, and V. Koch, Phys. Lett. B **811**, 135868 (2020), arXiv:2003.13905 [hep-ph].
- [318] V. Vovchenko, R. V. Poberezhnyuk, and V. Koch, JHEP **10**, 089 (2020), arXiv:2007.03850 [hep-ph].
- [319] V. Vovchenko, (2021), arXiv:2106.13775 [hep-ph].
- [320] D. H. Rischke, M. I. Gorenstein, H. Stoecker, and W. Greiner, Z. Phys. C **51**, 485 (1991).
- [321] M. I. Gorenstein, M. Hauer, and D. O. Nikolajenko, Phys. Rev. C **76**, 024901 (2007), arXiv:nucl-th/0702081.
- [322] V. Vovchenko, M. I. Gorenstein, and H. Stoecker, Phys. Rev. Lett. **118**, 182301 (2017), arXiv:1609.03975 [hep-ph].
- [323] V. Vovchenko, A. Pasztor, Z. Fodor, S. D. Katz, and H. Stoecker, Phys. Lett. B **775**, 71 (2017), arXiv:1708.02852 [hep-ph].
- [324] J. M. Kartheim, V. Koch, C. Ratti, and V. Vovchenko, (2021), arXiv:2107.00588 [nucl-th].
- [325] V. Vovchenko and V. Koch, Phys. Rev. C **103**, 044903 (2021), arXiv:2012.09954 [hep-ph].
- [326] M. I. Gorenstein and M. Gazdzicki, Phys. Rev. C **84**, 014904 (2011), arXiv:1101.4865 [nucl-th].
- [327] V. Skokov, B. Friman, and K. Redlich, Phys. Rev. C **88**, 034911 (2013), arXiv:1205.4756 [hep-ph].
- [328] X. Luo, J. Xu, B. Mohanty, and N. Xu, J. Phys. G **40**, 105104 (2013), arXiv:1302.2332 [nucl-ex].
- [329] P. Braun-Munzinger, B. Friman, K. Redlich, A. Rustamov, and J. Stachel, Nucl. Phys. A **1008**, 122141 (2021), arXiv:2007.02463 [nucl-th].
- [330] J. Adam *et al.* (STAR), Phys. Rev. Lett. **126**, 092301 (2021), arXiv:2001.02852 [nucl-ex].
- [331] M. Abdallah *et al.* (STAR), (2021), arXiv:2101.12413 [nucl-ex].
- [332] M. Prakash, M. Prakash, R. Venugopalan, and G. Welke, Phys. Rept. **227**, 321 (1993).
- [333] J. B. Rose, J. M. Torres-Rincon, and H. Elfner, J. Phys. G **48**, 015005 (2020), arXiv:2005.03647 [hep-ph].



- [334] S. Pratt and J. Murray, Phys. Rev. C **57**, 1907 (1998).
- [335] A. Motornenko, V. Vovchenko, C. Greiner, and H. Stoecker, Phys. Rev. C **102**, 024909 (2020), arXiv:1908.11730 [hep-ph].
- [336] D. Oliinychenko and C. Shen, (2021), arXiv:2105.07539 [hep-ph].
- [337] J. Steinheimer, V. Vovchenko, J. Aichelin, M. Bleicher, and H. Stöcker, Phys. Lett. B **776**, 32 (2018), arXiv:1608.03737 [nucl-th].
- [338] D. Oliinychenko, (2021), work in progress.
- [339] D. Oliinychenko, P. Huovinen, and H. Petersen, Phys. Rev. C **91**, 024906 (2015), arXiv:1411.3912 [nucl-th].
- [340] C. Schwarz, D. Oliinychenko, L. G. Pang, S. Ryu, and H. Petersen, J. Phys. G **45**, 015001 (2018), arXiv:1707.07026 [hep-ph].
- [341] M. Pradeep, K. Rajagopal, M. Stephanov, R. Weller, and Y. Yin, In progress.
- [342] F. Cooper and G. Frye, Phys. Rev. D **10**, 186 (1974).
- [343] A. Sorensen and V. Koch, (2020), arXiv:2011.06635 [nucl-th].
- [344] J. Cleymans, H. Oeschler, K. Redlich, and S. Wheaton, Phys. Rev. C **73**, 034905 (2006), arXiv:hep-ph/0511094.
- [345] M. Asakawa, S. Ejiri, and M. Kitazawa, Phys. Rev. Lett. **103**, 262301 (2009), arXiv:0904.2089 [nucl-th].
- [346] J. Adamczewski-Musch *et al.* (HADES), Nature Phys. **15**, 1040 (2019).
- [347] OSCAR file format, see [http://theory.gsi.de/~smash/userguide/1.6/format\\_oscar\\_collisions.html](http://theory.gsi.de/~smash/userguide/1.6/format_oscar_collisions.html) and <https://webhome.phy.duke.edu/~jeb65/oscar2013>.
- [348] D. Teaney, Phys. Rev. C **68**, 034913 (2003), arXiv:nucl-th/0301099.
- [349] S. Pratt and G. Torrieri, Phys. Rev. C **82**, 044901 (2010), arXiv:1003.0413 [nucl-th].
- [350] D. Oliinychenko, C. Shen, and V. Koch, Phys. Rev. C **103**, 034913 (2021), arXiv:2009.01915 [hep-ph].
- [351] Y. Xu, M. Nahrgang, S. Cao, J. E. Bernhard, and S. A. Bass, EPJ Web Conf. **171**, 18001 (2018).
- [352] J. Auvinen, I. A. Karpenko, J. Bernhard, and S. Bass, PoS **CPOD2017**, 019 (2018).
- [353] Y. Xu, S. Cao, M. Nahrgang, J. E. Bernhard, and S. A. Bass, Nucl. Part. Phys. Proc. **289-290**, 257 (2017).

- [354] W. Ke, J. S. Moreland, J. E. Bernhard, and S. A. Bass, Nucl. Part. Phys. Proc. **289-290**, 483 (2017).
- [355] J. Auvinen, J. E. Bernhard, S. A. Bass, and I. Karpenko, Phys. Rev. C **97**, 044905 (2018), arXiv:1706.03666 [hep-ph].
- [356] S. A. Bass, J. E. Bernhard, and J. S. Moreland, Nucl. Phys. A **967**, 67 (2017), arXiv:1704.07671 [nucl-th].
- [357] J. E. Bernhard, J. S. Moreland, S. A. Bass, J. Liu, and U. Heinz, Phys. Rev. C **94**, 024907 (2016), arXiv:1605.03954 [nucl-th].
- [358] S. Pratt, E. Sangaline, P. Sorensen, and H. Wang, Phys. Rev. Lett. **114**, 202301 (2015), arXiv:1501.04042 [nucl-th].
- [359] E. Sangaline and S. Pratt, Phys. Rev. C **93**, 024908 (2016), arXiv:1508.07017 [nucl-th].
- [360] S. Pratt, W. P. McCormack, and C. Ratti, Phys. Rev. C **92**, 064905 (2015), arXiv:1508.07031 [nucl-th].
- [361] C. Park *et al.* (JETSCAPE), in *10th International Conference on Hard and Electromagnetic Probes of High-Energy Nuclear Collisions: Hard Probes 2020* (2020) arXiv:2009.02410 [nucl-th].
- [362] Modeling and Data Analysis Initiative (MADAI Collaboration), <http://madai.phy.duke.edu>.
- [363] R. Pordes *et al.*, J. Phys. Conf. Ser. **78**, 012057 (2007).
- [364] I. Sfiligoi, D. C. Bradley, B. Holzman, P. Mhashikar, S. Padhi, and F. Wurthwein, WRI World Congress **2**, 428 (2009).