
UNI Hedge - A DECENTRALIZED MARKET PREDICTION PLATFORM

A PREPRINT

Marko Corn, Nejc Rožman

March 7, 2022

ABSTRACT

Unihedge is a decentralized platform for prediction markets with a novel approach to prediction market. Using Harberger Tax (HTAX) economic policies a new type of prediction market was build named HTAX prediction market. HTAX prediction market derivates from Dynamic PariMutuel (DPM) type of prediction markets thus offering its users an unlimited liquidity for any preferred time horizon. It tries to solve some problems of DPM by introducing a new incentive mechanism to support early information incorporation and a protection against share readjustment for hedgers. Platform also offers users other traits such as opportunity to create and operate prediction markets which is compensated by collecting trading fees from its user, or ability to earn fees from every trade by participate in staking process, or get involved with Decentralised Autonomous Organisation (DAO) where they can vote on various topics from platform development to allocation of funds.

1 Introduction

Traditional prediction markets have been centralized where trustworthy entity maintain a ledger to aggregate trades, similarly the outcome determination of an event and payouts distribution to traders is trusted to centralized authority [1]. However, centralized prediction markets have many risks and limitations: they do not allow global participation, they limit what types of markets can be created or traded, and they require traders to trust the market operator to not steal funds and to resolve markets correctly [2]. Similar problems in traditional payment systems have led to the emergence of blockchain technology and cryptocurrencies (e.g. Bitcoin [3]). With a decentralized approach, blockchain technology eliminates the centralized intermediary of payments processing and handed over this task to the entire network. Further development of blockchain technology introduced an ability to append logic to transactions which resulted in creation of new type of programmable blockchains (Ethereum [4]) that were able to run computer programs or so called smart contracts in completely autonomous and trusted way.

Smart contract have enabled the decentralization of traditional financial industry by offering decentralised application for exchanges (Uniswap [5]), lending (Aave [6]), derivatives (Syntetix [7]), prediction markets (Augur [2], Gnosis [8], Polymarket [9]) and others all united under one ecosystem called DeFi (Decentralized Finance [10]). Example of successful usage of blockchain properties is project Augur which is a decentralized platform for the prediction markets. The Augur contracts are totally automated: the developers do not have the ability to spend funds that are held in escrow on-contract, do not control how markets resolve, do not approve or reject trades or other transactions on the network, cannot undo trades, cannot modify or cancel orders, etc. The Augur oracle allows information to be migrated from the real world to a blockchain without relying on a trusted intermediary. In this paper we are focusing on prediction markets as a part of DeFi ecosystem. In next section the analysis of existing prediction markets designs are presented.

1.1 Prediction markets

Variety of financial and wagering mechanisms have been developed for all types of wagering (e.g. sports, horse racing, political events, world news) to support hedging (e.g. insuring) against exposure to uncertain events and/or speculative trading on uncertain events [11]. One of them being prediction markets, which are defined as markets that are run for the primary purpose of information aggregation where market prices forecast future events [12]. Prediction markets

operate in a form of a market that offers its participants an opportunity to trade outcomes based on their expectations regarding the likelihood of future events.

Prediction markets operate using contracts, which transform a forecasting outcome into an agreement between participating parties. Contracts are being constructed via trading mechanisms that matches buyers and sellers. There exists several trading mechanisms (Table 1) among which Continues Double Auction (CDA), Call Auctions (CA), Market Scoring Rules (MSR), parimutuel (PM) and dynamic parimutuel (DPM) are the most commonly used in the field of prediction markets [13].

- CDA is the most commonly used trading mechanism in prediction markets. Traders submit buy and sell orders that are placed on order book and if matched the contract is made [14]. One of the main advantages of CDA is that this type of markets pose no risk for the market operator as contracts are made between buyers and sellers [15]. However, with few traders the markets may suffer from illiquidity. Orders can then not be matched and therefore the bid-ask spread can be huge and no contract can be created [16].
- CA participants place orders to buy or sell units at certain buying or selling prices for a predetermined point in time [14]. They use single price auctions that match the orders of buyers and sellers, and then, a single trading price is chosen that will maximize volume. CA are more liquid than CDA but limits flexibility for participants.
- MSR acts like a two-sided market maker that provides infinite liquidity for the sell and buy side of the market with a variable but bounded maximum loss that can be regarded as a subsidy for the market [16]. If traders improve the prediction by moving the prices into the right direction they can expect a positive payoff, otherwise they will lose money. New information is hence reflected immediately [13]. However these market makers are not typically used in real money prediction markets, since taking the opposite side of all trades could result in losses for the market operator.
- PM markets wagers goes into a central pool and is later divided among the winners [11]. This provides infinite liquidity for wager placement and circumvents the thin market problem of CDA. There is no need for a matching order from another trader. But one shortcoming of parimutuel markets is that there is no incentive to buy contracts early, especially not if new information is expected before the market closes.
- DPM trading mechanism is a hybrid between the CDA and PM trading mechanism. The DPM offers infinite buy-in liquidity and thus acts as a one-sided market maker always offering to sell at some price and moving the price according to demand. Prices are computed using a price function which can differ depending on the properties that are desired. The DPM also does not exhibit any risk of losses for the market operator due to its redistribution of money. Selling still has to occur through a CDA mechanism because there is no market maker accepting sell offers.

Table 1: Trading mechanisms

	CDA	CA	MSR	PM	DPM
Continuous information incorporation	✓	×	✓	×	✓
Liquidity	low	higher	infinite	infinite buy in	infinite buy in
Risk for operator	×	×	✓	×	×
Existing decentralized projects	Augur, Polymarket, Omen	/	Gnosis	/	/

DPM trading mechanism provides infinite buy in liquidity but it is difficult to tell if there is enough incentive for participants to place wagers earlier. Early participants can be deterred from participation in the market in two situations:

First if they are using prediction market as a hedge against price volatility of an underling asset. This type of participants called hedgers are wagering on rare outcomes of the event in this way they have some protection if the rare event occurs. For hedgers participation in prediction market acts as an insurance for their asset which means they pay relatively small premium for protection and get sufficiently compensated if rare event occurs. DPM trading mechanism stimulate early placements of wagers with a price function that readjust participants shares in the favour of early participants. Readjustment of shares can pose a risk for hedgers to get devalued to such a degree that their initial wager doesn't provide sufficient compensation.

Second if they obtain some relevant information about predicted event that will greatly change odds of outcomes. If participant with this information place wager immediately it reveals it's position which attracts other participants and the readjustment of shares begins. Incentive for the early information incorporation is thus dependent on the price function of DPM which can present a complex calculation for the participant with new information.

DPM trading mechanism presents a complex solution for both market operator and participants. Market operator has a challenging task to properly set price function so the market will attract participants and participants have a challenging task to include share adjusting process in their payoff calculations. In this paper a novel approach to prediction market is used that offers an alternative process of share adjustment to DMP and thus providing a simpler solution for both market operator and participants.

2 Concept

Harberger Tax (HTAX) prediction market concept implements HTAX policies in order to provide environment for the users to trade on the future values of the underlying asset.

2.1 Harberger tax policy

In general HTAX is an economic policy that aims to strike a balance between pure private ownership and total commons ownership of assets in order to increase general welfare of society [17]. In this taxation system, asset owners self-assess the value of assets they own and pay a tax rate of on that value. Whatever value owners specify for the asset, they have to be willing to part ways and sell it to anyone at that price. HTAX works as follows:

- Asset owners determines the value of their asset, and pay taxes on that price.
- Anyone at any time can acquire an asset at the owner's price, immediately taking ownership of the asset upon purchase. The new owner then sets a new price.

Asset owners are incentivized to set a low price to minimize the amount of taxes they have to pay. At the same time, owners are incentivized to set a price high enough to discourage others from buying it away too easily. This creates a balancing act for owners to price an asset at the value they are willing to pay to keep it [18].

2.2 Market design

Prediction markets have to be designed and implemented very carefully in order to ensure that they are suitable for aggregating traders' information [19]. The key design elements comprise of specification of contracts, trading mechanism, and the incentives provided to ensure information revelation [15]. Implementation of HTAX policies into design of the prediction market follows same structure from contracts to trading mechanism and incentives.

2.2.1 Contracts

Prediction markets participants form binding agreements called contracts with each other that clearly defines agreement conditions and resolutions. HTAX prediction market introduces a standardised product called parcel that is part of the contract and can be traded amongst participants.

Parcel

Parcel derives from the concept of virtual land L which is a two dimensional set with one dimension being time t and other being outcome domain of the observed event of the prediction market o_d (example: future price of an asset) as defined in Equation 1.

$$\mathcal{L} = (t, o_d) \in \mathbb{R} \times \mathbb{R} \quad (1)$$

Land is divided into smaller pieces called parcels that can be traded between users. Parcels are subjected to the HTAX policies which transforms them into assets. Parcels are formed by discretization of virtual land in both dimensions. Time discretization (sampling) with fixed period (*period*) divides time dimension into equal parts called frames. Each frame is defined by start and end time as shown in Equation 2.

$$frame_n = [k_n, k_n + period] \quad (2)$$

The discretization (quantization) of event outcome domain divides it into discrete sets of outcomes with top and bottom limits as shown in Equation 3. Δo represents granularity of quantization process.

$$outcome_m = [o_m, o_m + \Delta o] \quad (3)$$

Parcel is defined as container with four barriers two of time and two of outcome as shown in Equation 4.

$$block_{n,m} = [k_n, k_n + period, o_m, o_m + \Delta o] \quad (4)$$

An example of parcels is shown on Figure 1.

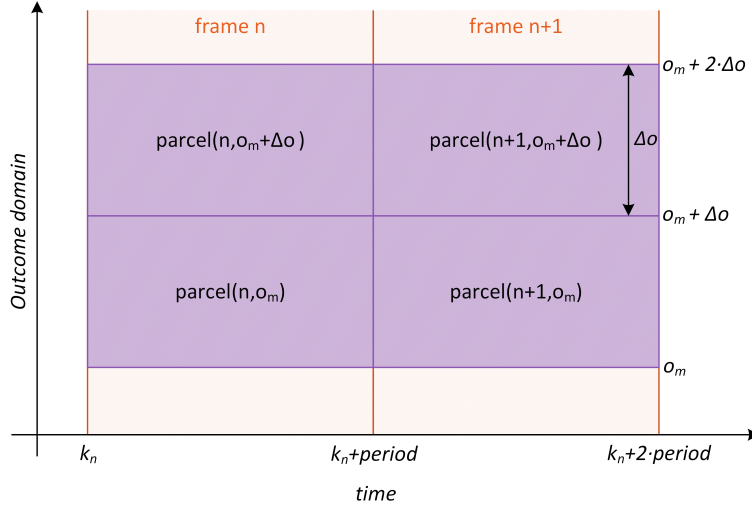


Figure 1: Representation of parcels

Life cycle

Contract has several states that comprise its life cycle as shown on Figure 2.

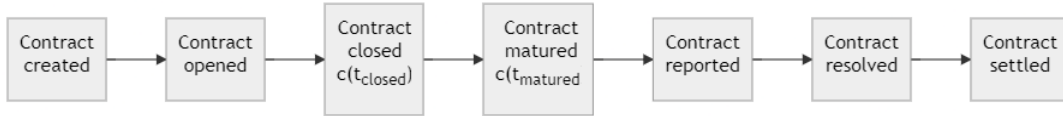


Figure 2: Contract's life cycle.

- **Created:** Contract $c(t_{created})$ is created at time $t_{created}$ and at same time the contract's outcome event is defined.
- **Opened:** Contract in opened state allows trading of the parcels.
- **Closed:** Contract in closed state has ended trading at time t_{closed} which means no parcel can be resold.
- **Matured:** Contract is matured when predicted event occurs at time $t_{matured}$ where $t_{matured} > t_{closed}$. After maturation of the contract the reporting of the outcome of predicted event begins.
- **Reported:** Outcome is reported to the contract via arbitrary oracle system chosen by the contract participants or contract operator at the time of contract creation.
- **Resolved:** Resolvment of the contract determines winning parcel and calculate shares of the reward for current and past owners of the winning parcel.
- **Settled:** Contract in settled state has distributed winnings to the users.

2.2.2 Trading mechanism

Trading mechanism enables creation and modification of contracts. In HTAX prediction market contracts are limited to the parcels that belongs to the same frame ($\{parcel_{n,0,n,1}, \dots, parcel_{n,m}\}$). This means there is only one contract per frame. Trading mechanism enables two main contract process: parcel trading and tax collection.

Parcel trading

Parcel trading is a process where parcels change ownership. Parcel can be purchased (change ownership) if the acquisition price, set by the current owner, is matched by another trader. When the parcel is purchased the new owner sets new acquisition price for the parcel. If parcel has no owner the starting acquisition price of the parcel is zero.

Tax collection

Tax collection is a process where each owner gets charged with a tax proportional to the acquisition price and duration of the ownership for the parcel as shown in Equation 5.

$$tax = rate \cdot price_{parcel} \quad (5)$$

Rate (*rate*) is defined in percentage relative to *period* ($\%/period$). All tax collected per parcel is collected in a pool ($pool_n$) and is equal to the sum of taxes collected from all owners (*O*) until contract is closed as shown in Equation 6. $span_i$ represents the duration of the ownership over parcel by owner *i*, $price_i$ is set price for parcel by owner *i* and *n* is the frame's number.

$$pool_n = \sum_{i=0}^O rate \cdot price_i \cdot span_i \quad (6)$$

2.2.3 Incentives

Incentives represents incomes for the users of the platform. There are two type of incentives a direct incentives in the form of rewards and an indirect incentive in the form of parcel trading.

Direct incentives

Direct incentives are rewards that are provided by the frame's pool. Amount for rewards in a pool is equal to the total tax collected according to Equation 6. Each frame has one winning parcel to which whole pool is assigned. Parcel has won if outcome value sits inside parcel's outcome set 7.

$$parcel_{n,m} = \begin{cases} won; & \text{if } o_m \leq outcome \cap o_{m+\Delta} > outcome \\ lost; & \text{if } o_m > outcome \vee o_{m+\Delta} \leq outcome \end{cases} \quad (7)$$

Amount in pool assigned to the winning parcel belongs to the parcel's current owner.

Indirect incentives

Indirect incentives represents an income opportunity for the users to gain on the future price movements of the parcels (speculation). For example users can buy cheaper parcels further in time where uncertainty for those parcels to win is higher and later sell them when uncertainty is lower.

Concept summary

HTAX prediction market concept introduces a new type of property called parcel which is a part of a virtual land that represents all future values of observed variable. Ownership of parcels prevents share readjustment process of DPM as only way to acquire parcel is to purchase it from the current owner which sets its selling conditions. This feature benefits the hedgers and participants with new information.

It benefits hedgers when: hedger purchase parcel with low probability of winning for low price. Their acquisition price should be set high enough that selling it would compensate their loss in underling asset. Or if the parcel won't be sold and would won, the hedger benefits from the reward.

It benefits participants with new information when: participants with new information, set their price for revelling information by setting acquisition price for the parcel. This stimulates participants with new information to purchase parcel as soon as the information arrives and by doing so gain advantage over other participants.

One more advantage of HTAX prediction market is that at the time of parcel purchasing users knows minimum payoff amount that purchase of the parcel will generate. At the time of the parcel purchase current reward pool amount is

known and tax that needs to be paid is known. From this information buyer can calculate his minimum reward in case no one purchase its parcel or sets the acquisition price that covers all the expenses and live the buyer with some gain. This property offers additional simplification for participation in this type of prediction market.

To conclude HTAX prediction market eliminates risk for market operator to correctly set price function, relieves participants of complex calculation of their payoff, offers hedgers calculated share readjustment and incentivise early information incorporation.

3 Decentralized platform

Unihedge decentralized platform is build as a fully decentralized application that can run on any EVM (Etheruem Virtual Machine) compatible blockchain. It implements HTAX prediction market concept in the form of smart contracts. First the definition of market parameters is presented followed by description of market creation and operation processes.

3.1 HTAX prediction market

Implementation of HTAX prediction market as smart contract requires parameters that are listed in the table 2.

Table 2: List of parameters of HTAX prediction market implementation

Name	Type	Description	Unit
accounting token	ERC20	token for parcel trading	/
trading pair	address	trading pair address from DEX	/
granularity	integer	outcome span of parcels	/
initial timestamp	integer	debut time of market	Unix timestamp
period	integer	duration of frame	seconds
reporting interval	integer	interval for calculation of average price	seconds
operator	address	address of market operator	/
tax	integer	tax that is charged to the owners of parcels	%
market fee	integer	fee that is collected by the market operator	%
protocol fee	integer	fee that is collected by the the platform	%

accounting token is ERC20 token that is used for parcel trading, *trading pair* address represents DEX market that provides price discovery for a pair of ERC20 tokens, *granularity* sets the outcome span of the parcels based on definition of parcel in section 2.2.1, *initial timestamp* sets debut time for market operations (before this time market is not operational), *period* sets the frames duration based on definition of frame in section 2.2.1, *reporting interval* defines averaging window size for the calculation of outcome value as defined in section 3.3.3, *operator* is owner of the market, *tax* defines tax rate that is collected from the owners of the parcels, *market fee* and *protocol fee* is fee that is collected from the users.

3.2 Market creation

The creation of new HTAX prediction market is not enabled arbitrarily but a public auction is held where users compete for the right to create a new market. Auction model for the creation of new market is forward auction type with an open ascending price (English auction [20]). The auction is time-limited and the winner is the user who offers the biggest amount. The minimum increment of the bid is determined in advance. A user can bid multiple times, locking his tokens on the smart contract until the end of the auction. Once the auction is completed, a new owner has the right to create market. After market is created with a set of initial parameters, change in parameters is not possible except for the *owner* parameter which allows transferring of the market ownership.

Bidding for markets is possible only with native tokens (see section 4.1), which means that bidders have to obtain them in order to participate in market auctions. After each auction tokens are returned to bidders that were unsuccessful and tokens of the winner are burned from the existence. Auctions are held periodically (e.g every week), thus introducing limit to inflow of new markets.

3.3 Market operation

Market operation consists of several sub processes:

- **automatic contract creation** enables creation of contracts that are basis for trading parcels,

- **trading parcels** which enables users to exchange parcels ownership,
- **tax collection** which is responsible to collect tax from parcel owners,
- **reporting on price** which enables extraction of price from the DEX,
- **resolution** which defines winners and losers and calculate rewards,
- **settlement** which enables winners to collect the rewards.

3.3.1 Automatic contract creation

The process of automatic contract creation begins with discretization of asset's price timeline with a period (*period*) (e.g. 24 hours, 7 days...) as is it shown on Figure 3.

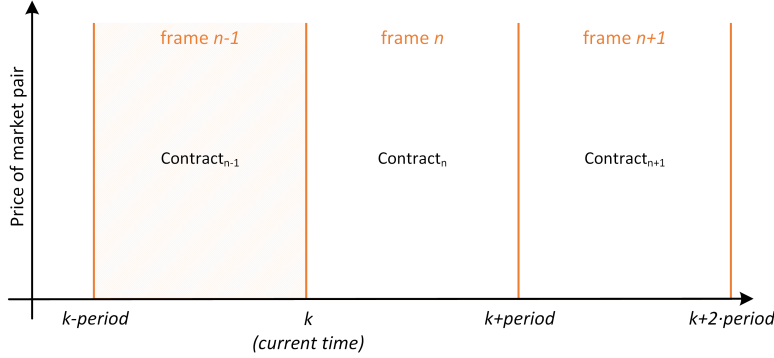


Figure 3: Automatic contract creation

Discretization breaks asset's price timeline into frames f_i each belonging to one contract c_i (Equation 8).

$$f_i \in c_i$$

$$f_i = [k_{start}, k_{end} = k_{start} + period] \quad (8)$$

State of the contract is depended on the current time. Looking at Figure 3, the contract c_{n-1} is matured in current time, which means that predicted event has occurred and asset's price can be extracted from the DEX. Contract c_{n-1} can now be in reported, resolved or settled state. Contract c_n is in closed state because it is not yet matured and it does allow parcel trading. Contract c_{n+1} and any other subsequent contracts c_{n+1+m} are in open state allowing parcel trading.

Process of automatic contract creation creates new contract when user wants to purchase parcel within a valid frame where no parcel has been previously bought. Valid frame represents any frame that starts at time greater than the current time (Equation 9).

$$k_{start} > k \quad (9)$$

3.3.2 Trading parcels and tax collection

Prediction market module enables exchange of parcel ownership between users. When user decides to purchase parcel, it selects a parcel within valid frame. If the parcel has no owner, the acquisition price for it is zero, otherwise the user has to pay acquisition price set by the current owner. Tax collection process is responsible to collect tax from owners of parcels. It is presented together with trading process as they are interconnected as show on diagram on Figure 4. Parcel purchase starts with step 1. In this step the maximum tax is calculated as if the owner will own parcel until close time of parcel's frame as shown in Equation 10.

$$tax_{max} = rate \cdot (t_{close} - t) \quad (10)$$

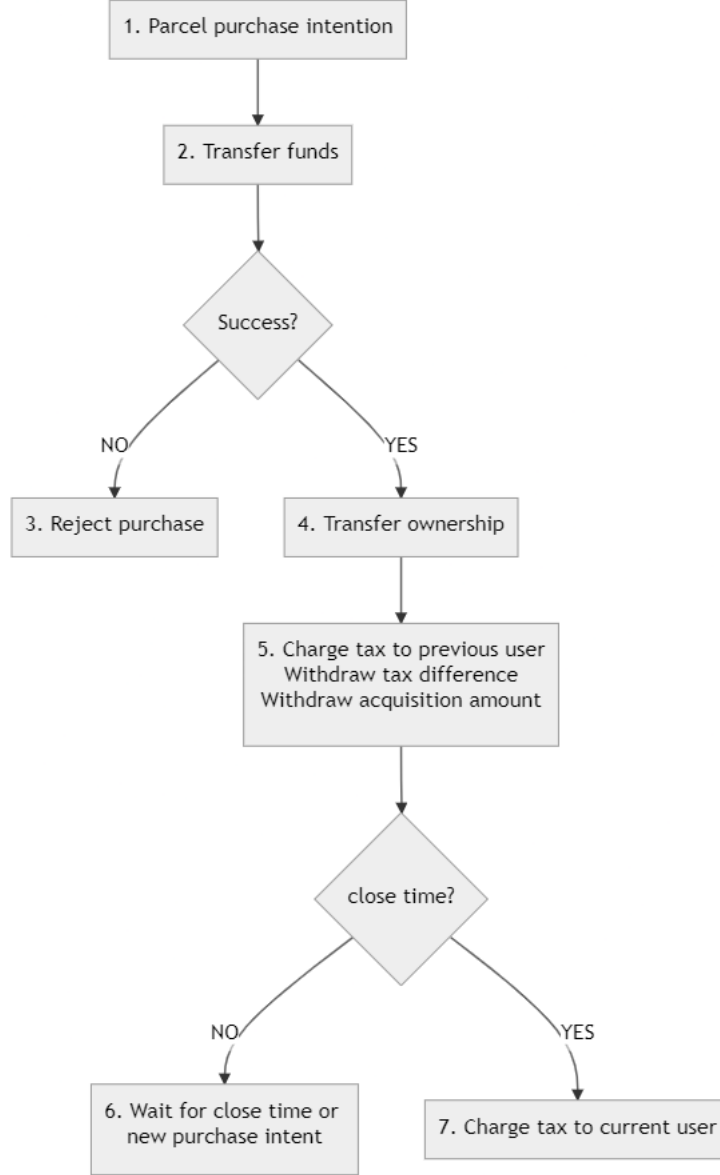


Figure 4: Process of parcel trading and tax collection

tax_{max} is equal to product of $rate$ and duration between current time t and close time t_{close} . In step 2 funds are transferred in custody to contract. Funds represents cost of purchasing parcel that consists of maximum tax (tax_{max}) and acquisition amount ($amount_{aqu}$) for the current owner of the parcel if there is one as shown in Equation 11

$$cost = tax_{max} + amount_{aqu} \quad (11)$$

Step 4 transfer ownership of parcel to new owner if transfer of funds was successful and in other case parcel purchase process is rejected. In step 5 tax for owning parcel is calculated and charged to the previous owner as shown in Equation 12.

$$tax_{charged} = rate \cdot span = rate \cdot (t - t_{acquisition}) \quad (12)$$

$tax_{charged}$ is equal to product of $rate$ and $span$ of ownership that is defined as difference between current time t and time of parcel acquisition $t_{acquisition}$. Tax is deducted from the contract custody fund and transferred to frame's pool

(Equation 6) where it will be distributed as rewards to owners of the winning parcel. Previous owner is now allowed to withdraw acquisition amount paid by the new owner of the parcel and difference between tax_{max} and $tax_{charged}$. in step 7 after the close time of frame all current owners of parcels are charged with tax as no new acquisitions can be performed.

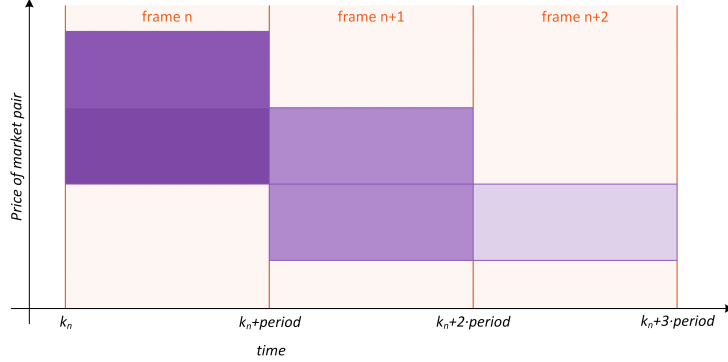


Figure 5: Example of purchased parcels

3.3.3 Reporting on price

Price $price_{reported}$ that is reported for the resolution of the contract is equal to the average price that spans from close time $k_n + period$ of the frame n to the close time of the frame reduced by reporting interval t_{rep} as show on Figure 6. Reporting interval is set by the market operator at the creation of the market.

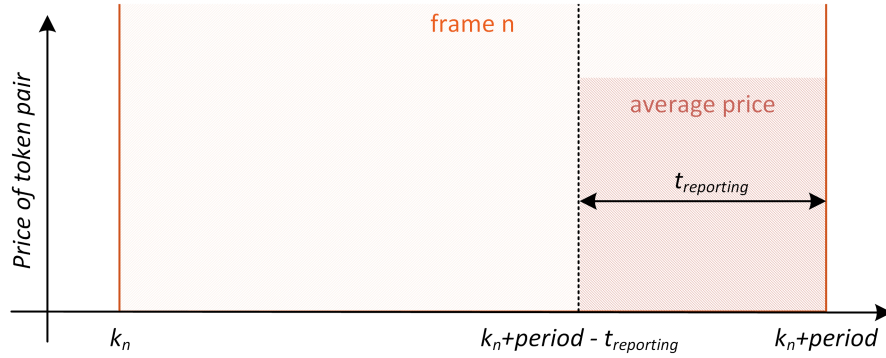


Figure 6: Reported price

Platform relies on the usage of DEXs as price oracle to provide accurate price feed for contract resolution. It utilizes a special type of DEX that uses Automated Market Maker (AMM) as price discovery mechanism with integrated oracle for obtaining average prices. Examples of this type of DEX are Uniswap [5] deployed on Ethereum network or Honeyswap [21] deployed on XDAI network. Reporting on price is done via this integrated oracle system that enables calculation of time weighted average prices (TWAP) of a token pair. TWAP is constructed by obtaining two snapshots of cumulative prices, first cumulative price $price_{cum\ 1}$ of a token pair at the beginning t_1 and second cumulative price $price_{cum\ 2}$ at the end t_2 of the observed interval. The difference in cumulative prices can then be divided by the length of the interval $(t_2 - t_1)$ to create a TWAP for that time span as shown in Equation 13.

$$TWAP = \frac{price_{cum\ 2} - price_{cum\ 1}}{t_2 - t_1} \quad (13)$$

Using TWAP to calculate $price_{rep}$ requires to change t_1 timing with $k_n + period - t_{reporting}$ and t_2 with $k_n + period$ as shown in Equation 14.

$$price_{rep} = \frac{price_{cum\ 2} - price_{cum\ 1}}{k_n + period - (k_n + period - t_{rep})} = \frac{price_{cum\ 2} - price_{cum\ 1}}{t_{rep}} \quad (14)$$

Because price reporting is done by users of the platform exact timing for price reporting can't be guaranteed. The solution to this problem is a process that mitigate exact timing and offers time windows for reporting on price. Process offers two windows one for each snapshot of oracle's cumulative price. First window w_{n1} spans from k_n to $k_n + period - t_{rep}$ and second window w_{n2} spans from $k_n + period - t_{rep}$ to $k_n + period$. If user triggers reporting event at time that corresponds to the any of the windows the snapshot values are remembered by the platform for calculation of $price_{rep}$. In case of multiple reporting events the platform override old snapshot with new one. This process guarantees that average price will take into account t_{rep} interval as shown on Figure 7. Example on Figure 7 shows that TWAT was calculated from snapshot 3 and 5 as they were the last snapshots taken for each window.

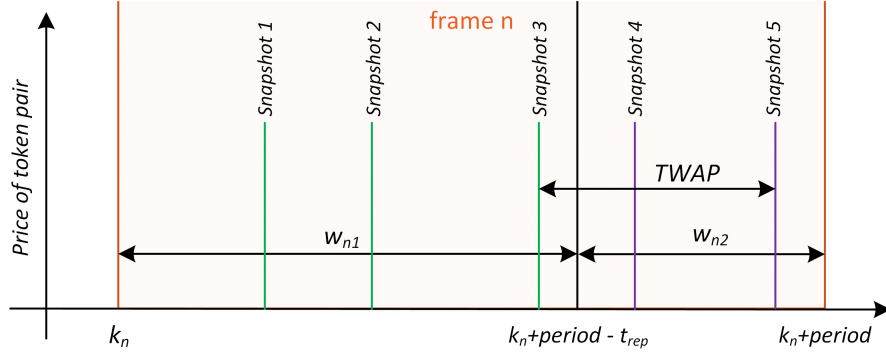


Figure 7: Timing of snapshots

Users can trigger price reporting event in two ways:

- indirectly, with purchase of the parcel
- directly, by invoking platforms function. This is an additional option that allows the user to trigger reporting event without trading process. Direct way of triggering reporting event is facilitated by users that expect to win at the end.

3.3.4 Resolvment

In the resolvment phase owner of the winning parcel is set and reward is calculated as the amount collected in a pool ($pool_n$) minus fees as shown in Equation 15.

$$reward_i = share_{parcel_i} \cdot (pool - fee) = share_{parcel_i} \cdot (pool_n - (fee_{protocol} + fee_{operator})) \quad (15)$$

fee consist of protocol fee $fee_{protocol}$ and operator fee $fee_{operator}$. Protocol fee is collected by the platform and operator fee is collected by the market owner. If unsuspected event occur and this calculation is not possible, the contract goes into invalid state which means funds will be returned to the users except the collected fees. Invalid state can occur if:

- no parcel was purchased from specific contract
- there is no winning parcel
- an error has occurred in reporting process

3.3.5 Settlement

Once the resolvment process is completed, winner can withdraw reward by executing settlement process. The reward funds of user remains locked on the contract until a withdrawal is performed by the user. Also at this stage, users can withdraw funds from contract that are in invalid state.

4 Tokenomics

Tokenomics section describes economic model of Unihedge platform that consist of: native token, revenue streams and distribution.

4.1 Native token UGH

Unihedge platform introduces a native Unihedge token (UGH) that is based on ERC20 standard with fixed supply. Tokens will be distributed to the users of the platform in some currently undefined way. UGH is an utility token that allows participation in market auctions as described in section 3.2 and staking as described in section of income distribution 4.2.

4.2 Revenue streams and distribution

There is only one revenue stream for the Unihedge platform and that is collection of fees from users for the usage of the platform. Unihedge collects two type of fees first a platform fee ($fee_{protocol}$) and second a market operator fee ($fee_{operator}$) as described in section 3.3.4. Income is distributed in three ways: staking, market operator and decentralised autonomous organisation (DAO).

Protocol staking

Staking represents a way for owners of the native token to gain some income from the collected protocol fees ($fee_{protocol}$). Users who own utility tokens can register and lock their tokens on the platform in exchange for a part of the collected protocol fee. Staking share of individual user $share_{user_i}$ is defined as amount of user's registered UGH tokens $UGH_{registered_i}$ relative to sum of all registered UGH tokens from all users (R) as shown in Equation 16.

$$share_{user_i} = \frac{UGH_{registered_i}}{\sum_{j=1}^R UGH_{registered_j}} \quad (16)$$

Market operator

Market operator/owner is rewarded for operating it's market by collecting market operator fee ($fee_{operator}$) which rate is determined at market creation by the operator. Market operator collects all fees as there is no mechanism for sharing implemented.

DAO

The Unihedge platform will be governed by the Unihedge Decentralized Autonomous Organization (DAO). Membership in the DAO will be token-based (UGH), where amount of tokens represents voting shares. DAO will enable:

- voting on various subjects from platform development to economic incentives, tokens distribution, ...
- grants for community projects

5 Conclusion

We presented a decentralized platform Unihedge with a novel approach to prediction markets. Using HTAX economic policies a new type of prediction market was build named HTAX prediction market. HTAX prediction market offers:

- an unlimited trading with infinite buy-in liquidity and for any preferred time horizon,
- a novel incentive mechanism to support early information incorporation,
- a protection against share readjustment for hedgers,
- relieves market operators of complex setting of price function,
- relieves participants of complex calculation of their payoff.

HTAX prediction market is a core part of the Unihedge platform, which additionally offers:

- an option to create new markets and earn operator fees,

- stake native tokens and earn from fees on every trade and,
- involve in the DAO community where they can vote on various topics.

References

- [1] Zhen Wang. A decentralized prediction market platform based on blockchain and masternode technologies. *China Communications*, 17(9):25–33, 2020.
- [2] Jack Peterson, Joseph Krug, Micah Zoltu, Austin K Williams, and Stephanie Alexander. Augur: a decentralized oracle and prediction market platform (v2. 0). *Whitepaper*, <https://augur.net/whitepaper.pdf>, 2019.
- [3] Satoshi Nakamoto. Bitcoin: A peer-to-peer electronic cash system. Technical report, Manubot, 2019.
- [4] Vitalik Buterin. A next generation smart contract & decentralized application platform. Technical report, 2014.
- [5] Hayden Adams. Uniswap. URL: <https://uniswap.org/docs>, 2019.
- [6] Kulechov Stani. Aave. URL: <https://aave.com/>, 2020.
- [7] Kain Warwick. Synthetix. URL: <https://docs.synthetix.io/litepaper>, 2018.
- [8] Martin Köppelmann. Gnosis. URL: <https://github.com/gnosis/research/blob/master/gnosis-whitepaper.pdf>, 2017.
- [9] Shayne Coplan. Polymarket. URL: <https://docs.polymarket.com/faq/>, 2020.
- [10] Yuanchun Chen and C. Bellavitis. Decentralized finance: Blockchain technology and the quest for an open financial system. *Stevens Institute of Technology - School of Business Research Paper Series*, 2019.
- [11] David M Pennock. A dynamic pari-mutuel market for hedging, wagering, and information aggregation. In *Proceedings of the 5th ACM Conference on Electronic Commerce*, pages 170–179, 2004.
- [12] Joyce E Berg and Thomas A Rietz. Prediction markets as decision support systems. *Information systems frontiers*, 5(1):79–93, 2003.
- [13] Stefan Luckner. Prediction markets: Fundamentals, key design elements, and applications. *BLED 2008 Proceedings*, page 27, 2008.
- [14] Ananth Madhavan. Trading mechanisms in securities markets. *the Journal of Finance*, 47(2):607–641, 1992.
- [15] Martin Spann and Bernd Skiera. Internet-based virtual stock markets for business forecasting. *Management science*, 49(10):1310–1326, 2003.
- [16] Robin Hanson. Combinatorial information market design. *Information Systems Frontiers*, 5(1):107–119, 2003.
- [17] Eric A Posner and E Glen Weyl. *Radical Markets*. Princeton University Press, 2019.
- [18] Yos Riady. Harberger taxes on ethereum. URL: <https://yos.io/2018/11/18/harberger-taxes/>, 2019.
- [19] Christof Weinhardt, Dirk Neumann, and Carsten Holtmann. Germany: computer-aided market engineering. *Communications of the ACM*, 49(7):79–79, 2006.
- [20] Vijay Krishna. *Auction theory*. Academic press, 2009.
- [21] Igor Barinov. Honeyswap. URL: <https://honeyswap.org/>, 2019.