

Exploring Generalization Ability of Pretrained Language Models on Arithmetic and Logical Reasoning

Cunxiang Wang^{♣♣}, Boyuan Zheng^{♠◇}, Yuchen Niu^{♣^b} and Yue Zhang^{♣♡*}

[♠]Zhejiang University, China

[♣]School of Engineering, Westlake University, China

[♡]Institute of Advanced Technology, Westlake Institute for Advanced Study, China

[◇]Johns Hopkins University

^bImperial College London

{wangcunxiang, zhangyue, zhengboyuan, niuyuchen}@westlake.edu.cn

Abstract

To quantitatively and intuitively explore the generalization ability of pre-trained language models (PLMs), we have designed several tasks of arithmetic and logical reasoning. We both analyse how well PLMs generalize when the test data is in the same distribution as the train data and when it is different, for the latter analysis, we have also designed a cross-distribution test set other than the in-distribution test set. We conduct experiments on one of the most advanced and publicly released generative PLM - BART. Our research finds that the PLMs can easily generalize when the distribution is the same, however, it is still difficult for them to generalize out of the distribution.

1 Introduction

Neural networks have shown strong capabilities in a range of NLP tasks (Sutskever et al., 2014; Vaswani et al., 2017). Recently, pretrained language models (PLMs) have achieved significantly levels of performance gains on many benchmark datasets (Devlin et al., 2019; Lewis et al., 2020a; Radford et al., 2019). Recently, some work shows that neural networks are lack of generalization ability in mathematical and logical reasoning (Nogueira et al., 2021; Madsen and alexander rosenberg johansen, 2019). This can lead to more understanding of the limitation of existing models and motivate future work. However, no work has been done to quantitatively or intuitively explore the conditions under which PLMs can generalize, in terms of whether PLMs can understand the internal mathematical rules and logical rules. The example of mathematical rules is shown in Figure 1. We suppose that if the model can effectively learn the underlying rules of Addition and Subtraction

$$\begin{array}{r} 256 \\ + 347 \\ \hline 603 \end{array} \quad \begin{array}{r} 347 \\ - 256 \\ \hline 91 \end{array}$$

Addition Subtraction

Figure 1: Example mathematical rules for Addition and Subtraction. If the model can master these rules, we suppose it can generalize well on all two-number addition and subtraction samples.

when giving sufficient training data, it can generalize to all two-number addition and subtraction calculation.

To this end, we conduct quantitative insights by designing a series of tasks for simple mathematical operations and logical reasoning, which includes numbering, addition, subtraction, comparison, and symbolic logic. We construct a set of corresponding datasets, where instances are in the form of text or mathematical expressions. Some examples are shown in the next section. For example, in the Addition task, ‘100 + 200’ is the question and ‘300’ is the answer.

There are various types of generalization (Linzen, 2020; Lake and Baroni, 2018), such as question generalization on distribution differences between training set and test set (Wallace et al., 2019), and answer generalization on distribution differences between training set and test set (Nogueira et al., 2021). For example, in the Addition task, if the question and answer numbers in training data are of three-digit, but the question and answer numbers in the testing data are of two- or four-digit, they are in different distribution. To cover each type of generalization, we use different kinds of tasks and corresponding dataset. For example, we use *addition* to test the generalization on the question distribution differences data between

*The corresponding author

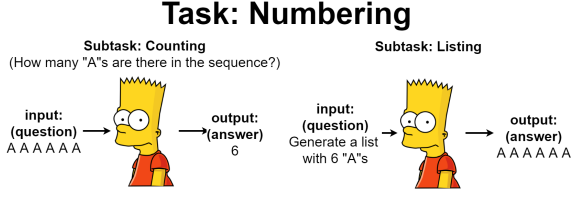


Figure 2: The Numbering task has two subtasks, namely Counting and Listing.

training and testing. In this task, the numbers in the training set and development have three digits. However, the numbers in test set is set to consist of two, three, and four digits.

We conduct experiments using BART (Lewis et al., 2020a) since they can generate arbitrary text sequences and have been shown to achieve the state-of-art results on numerous Natural Language Processing (NLP) tasks. For each task, we fine-tune BART with training data, validate on the development set and finally evaluate on the test set. We find that strong PLMs can address simple generalization of the same answer distribution for counting, arithmetic and logic tasks. But they cannot master the underlying rules of arithmetic reasoning, for example, the model trained on 3-digit addition can handle the addition expressions with 2-digit or 4-digit.

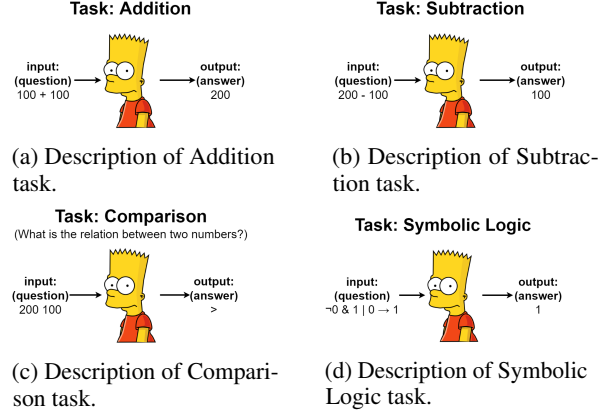
We will release all the code and data set for future study.

2 Task

We construct five tasks related to algebraic and logical reasoning, namely **Numbering**, **Addition**, **Subtraction**, **Comparison**, **Symbolic Logic**. In order to test the generalization ability of models on the data with the same distribution and on the data with the different distribution, we create an in-distribution dataset and a cross-distribution dataset for each task. The in-distribution dataset contains train set, development set and test set that are in the same distribution. The cross-distribution dataset only serves as the test set and it is in the different distribution in contrast to the in-distribution dataset. We believe that if the model can understand the underlying rules of arithmetic and logical Reasoning, it can both generalize well on in-distribution and cross-distribution test set.

2.1 Numbering

This task comprises two symmetric subtasks, namely **Counting** and **Listing**. Examples are



shown in Figure 2. The Counting task asks the model to count the number of characters in the input sequence. For example, ‘A A A A A’ is a sequence with length ‘6’. The Listing task asks the model to output a list with a specific length and character. For example, the model receives a command ‘Generate a list of 6 A’ and the result is ‘A A A A A’.

2.2 Addition

The Addition task is the standard summation of two input numbers. In order to make sure that all numbers are in the same distribution during training, we use only the equations whose left-hand-side and right-hand-side are both *three digits* in the in-distribution dataset. We also adopt two-digit and four-digit numbers on both sides in cross-distribution test set to further test the generalization ability of models. One example is shown in Figure 3a.

2.3 Subtraction

The Subtraction task the standard tack(?) to subtract a subtrahend from a minuend. In order to make sure that all numbers are in same distribution during training, we use only equations whose left-hand-side and right-hand-side are both *three digits* in the in-distribution dataset. We also adopt two-digit and four-digit numbers on both sides in cross-distribution test set to further test the generalization ability of models. A example of Subtraction task is shown in Figure 3b.

2.4 Comparison

The Comparison task is to determine which of the two numbers is greater or smaller. In order to make sure all numbers are in same distribution during training, we use only equations whose left-

Task	Train Set	Dev Set	In- + Cross-Distribution Test Set	In- + Cross-Distribution Dataset
Numbering - Counting	3,744	468	468 + 2,610	4,680 + 2,610
Numbering - Listing	3,744	468	468 + 2,610	4,680 + 2,610
Addition	256,320	32,040	32,040 + 4,000	320,400 + 4,000
Subtraction	256,320	32,040	32,040 + 4,000	320,400 + 4,000
Comparison	648,000	81,000	81,000 + 6,100	810,000 + 6,100
Symbolic Logic	40,000	5,000	5,000 + 2,200	50,000 + 2,200

Table 1: Data statistics of each task. For each task, we list the in-distribution dataset and cross-distribution test set.

hand-side and right-hand-side are both *three digits* in the in-distribution dataset. We also adopt two-digit and four-digit numbers on both sides in cross-distribution test set to further test the generalization ability of models. One example is shown in Figure 3c.

2.5 Symbolic Logic

As shown in Figure 3d, this task is to reason over symbolic logic expressions. The input question expression consists of six basic components, which are ‘0’, ‘1’, ‘&’, ‘|’, ‘ \neg ’ and ‘ \rightarrow ’, representing *FALSE*, *TRUE*, *AND*, *OR*, *NOT* and *IMPLY*, respectively. The output answer is either 0 or 1, which represent *FALSE* and *TRUE*, respectively. This task asks the model to reason over the input logic expression and determine whether it is true or false.

In order to make sure all expressions are in the same distribution during training, we use only the expressions that contain **6 - 10** basic ‘0’ and ‘1’ components. For testing the generalization ability of models, we also adopt the some expressions with *1 - 15* basic ‘0’ and ‘1’ components in the test set.

Different from the other tasks, we select a subset from the overall dataset to serve as the in-distribution dataset because the data is large. We take only 10,000 of expressions with *X* basic components, where *X* is a number between 6 - 10, respectively. So, we end up with 50,000 samples in the in-distribution dataset.

2.6 Metrics

We use Exact Match to compute accuracy for Numbering, Addition, Subtraction and Comparison tasks. However, for the Symbolic Logic task, since the answer distribution is unbalanced (84% answers are ‘1’), we use the F1 score as the metric.

3 Experiments

In this section, we separate the generalization experiments to **In-Distribution Generalization** experiments and **Cross-Distribution** experiments. In

the former, the testing data is in the same distribution with the training data. In the latter, the testing data is in the different distribution from the training data. We suppose that if the model can master the underlying rules of the mathematical and logical reasoning, it should achieve 100% accuracy on both In-Distribution Generalization experiments and Cross-Distribution experiments.

We have organized the details of in-distribution data and cross-distribution data in this section. In addition, We also sorted out the examples of them and put the examples in the Appendix Table 1.

3.1 Experimental Settings

We adopt BART (Lewis et al., 2020a) namely due to the following reasons. First, it is a generative pretrained language model, which means that they can generate arbitrary sequences of tokens. This is essential for the addition and subtraction task. Second, it has achieved state-of-art results on numerous tasks and they has received much research attention. Last, it has released model checkpoints, thus it can be more standardized and more fair can evaluate them.

For the BART (Lewis et al., 2020a) model, we conduct experiments on the publicly released ‘BART-Large’ checkpoint¹. We insert spaces between numbers while representing them in the data. For example, ‘111’ is written as ‘1 1 1’ both in the question and answer. For the character sequence in the Numbering task, we also insert spaces between the sequence, such as ‘A A A’.

3.2 In-Distribution Generalization

In this subsection, we mainly explore models’ generalization ability on test data which in the same distribution with train data. For the Counting sub-task of the Numbering task, each question is a sequence with 10-99 same character which is one character among the alphabet; each answer is an

¹<https://huggingface.co/facebook/bart-large/tree/main>

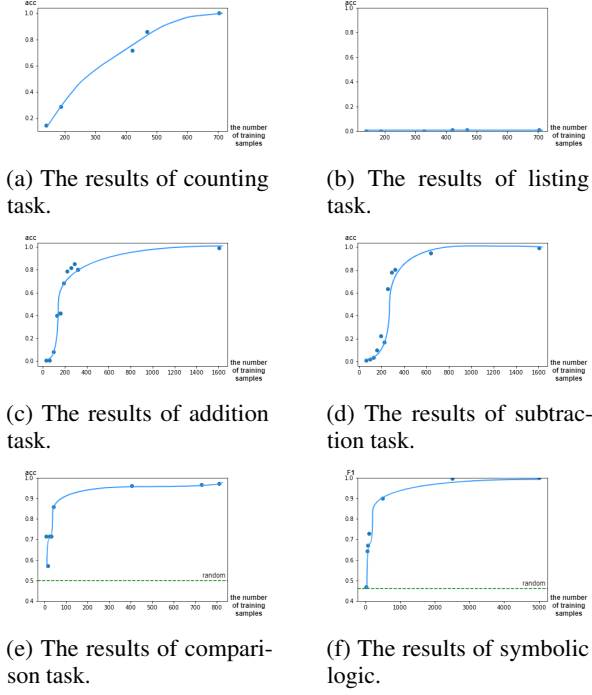


Figure 4: The in-distribution results on each task.

integer between 10 and 99. For the Listing task, each question is a textual sequence ‘Generate a list with X Y ’, where X is an integer between 10 and 99 and Y is one character among the alphabet; each answer is a sequence with 10-99 same characters. For the Addition task, each question is an addition expression, and the answer is a sum number. Each number in the question and answer is three digits. For the Subtraction task, each question is an subtraction expression, and the answer is a difference number. Each number in the question and answer is of three-digit. For the Comparison task, each question is made of two numbers and each answer is a single symbol which is either ‘>’ or ‘<’ or ‘=’. The numbers in the question are all of three-digit. For the Symbolic Logic task, each question is a sequence with **5-10** basic ‘0’ and ‘1’ components; each answer is either 0 or 1.

For testing generalization ability on the same distributional data, we explore how the number of training samples affects the generalization. For each task, we extract subsets from the in-distribution train set and train on the subsets, but keep the distribution of development set and test set the same. Thus, we analyse how the number of training samples influences the performance, which also indicate the generalization ability of models on the data with the same distribution.

The in-distribution results on the Numbering task

are shown in Figure 4b Figure 4a. For the Listing subtask, we find that the model’s generation results are very unstable, which means that the outputs often contain other tokens other than the needed character. For example, when the input is ‘Generate a list of 6 A’, the output can be ‘A A a Aa E T A’. When the sequence length increases, this kind of disruption will be more likely to occur. So, results are always around zero. We suppose this result is result from the instability of the generative model itself, because we also observe this situation from other generative models, such as T5 (Raffel et al., 2020). So, we mainly analyse the Counting task rather the Listing task in the following sections.

It can be seen that when the number of training samples increase, the performance of Counting will also improve.

The in-distribution results on the **Addition** task are shown in Figure 4c. We can see that when the number of training samples is 1600 (0.5% of the dataset), the model can achieve 99% accuracy; even when the number of training samples is reduced to 160 (0.05% of the dataset), the model can still achieve around 40% accuracy. The in-distribution results on the **Subtraction**, **Comparison**, **Symbolic Logic** task are shown in Figure 4d, Figure 4e and Figure 4f, respectively. It can be seen from the figures that when the number of training samples increase, the model can perform better in the in-distribution test set. And when the training samples increase to several hundreds, the model can achieve around 100% accuracy or F1, showing BART’s ability on the in-distribution generalization. Thus, we are wondering whether the model has truly learn the underlying rules of these tasks or they just use some spurious correlations to solve these questions, so, we design cross-distribution generalization test set to further explore the model’s generalization ability in the following section.

3.3 Cross-Distribution Generalization

In this section, we analyse how models generalize (1) when test question distribution is different from train question while the test answer distribution is the same; (2) when test answer distribution is different from the train answer while the test question distribution keeps the same; (3) when the test question distribution and test answer distribution are both different from train set. We have designed testing data for different types of cross-distribution on each task and list examples of the testing data

in this section.

3.3.1 Varying Questions

In this part, we mainly talk about when the test question distribution is different from the train question while the test answer distribution keeps the same, how strong is the model’s generalization ability. So, we use the Counting, Addition, Subtraction, Comparison, and Symbolic Logic tasks to analyse. For the Counting task, we use the instances whose character is not in letters of an alphabet while the number is still of two-digit. For example, the question is ‘@ @ @ @ @ @ @ @ @ @’ and the answer is ‘10’. For the Addition task, we use the instances whose at least one added number is of two-digit. But we make sure answers of selected equations are all of three-digit. For example, the question is ‘50 + 170’, the answer is ‘220’. For the Subtraction task, the situation is similar to the Addition task, we use the instances whose at least one number is of four-digit. But we make sure answers of selected instances are all of three-digit. For example, the question is ‘1000 - 500’, the answer is ‘500’. For the Comparison task, the situation is also similar, we use the instances whose at least one number is of two-digit or four-digit. For example, the question is ‘56 176’, the answer is ‘<’. For the Symbolic Logic task, the situation is also similar, we use the instances which has 1 - 5 or 11 - 15 basic ‘0’ and ‘1’ components. For example, the question is ‘not 0 and 1 or 0’, the answer is ‘1’.

3.3.2 Varying Answers

In this part, we mainly talk about when the test answer distribution is different from the train answer while the test question distribution keeps the same, how strong is the model’s generalization ability. As a result, we use the Addition and Subtraction to analyse.

For the Addition task, we use the instances whose two numbers are of three-digit while the answer is of four-digit. For example, the question is ‘500 + 600’, the answer is ‘1100’. For the Subtraction task, the situation is similar to the Addition task, we use the instances whose two numbers are of three-digit while the answer is of two-digit. For example, the question is ‘550 - 500’, the answer is ‘50’.

3.3.3 Varying Instances

In this part, we mainly talk about when the test question distribution and test answer distribution are both different from the train set, how strong is the model’s generalization ability. So, we use the Counting, Addition and Subtraction tasks to analyse.

For the Counting task, we use the instances whose character is not in letters of an alphabet and number is not of two-digit. For example, the question is ‘@ @ @ @ @ @ @ @ @ @’ and the answer is ‘9’. For the Addition task, we use the instances whose at least one number in question is of two- or four-digit and the answer number is also of two- or four-digit. For example, the question is ‘50 + 960’, the answer is ‘1010’. For the Subtraction task, the situation is similar to the Addition task, we use the instances whose at least one number is of two- or four-digit and the answer is also of two- or four-digit. For example, the question is ‘1100 - 50’, the answer is ‘1050’.

3.3.4 Analysis on Different Cross-Distributions

The model’s performance on the test set of different types of cross-distributions is shown in Table 2. From the table, we can see that although BART has achieved 100% accuracy on the in-distribution testing data, it fails to generalize on the cross-distribution testing data of arithmetic reasoning tasks.

Results of Counting and Symbolic Logic task on cross-distribution testing data are quite high. However, for Counting task, all correct instances are the instances which have different length but have the same character distributions with the training data. In addition, the cross-distribution testing data only have length difference from the training data. Thus, we can conclude that the model is not sensitive to the length of question if the basic components does not change. This conclusion is also consistent with the result of (Clark et al., 2020). In addition, the results show that the model is especially weak in generalizing to the instances with different answer distributions.

To conclude, the model is still struggling on cross-distribution generalization, especially the carrying and borrowing in Addition and Subtraction tasks.

Task	Question Cross-Distribution	Answer Cross-Distribution	Instance Cross-Distribution
Counting	379/380(99.7%)	/	12/1259(0.95%)
Addition	15/1,500 (1.0%)	0/1,500	0/1,000
Subtraction	13/1,500 (0.87%)	0/1,500	1/1,000 (0.1%)
Comparison	2,555/5,600(45.63%)	/	/
Symbolic Logic	2,200/2,200 (100%)	/	/

Table 2: The performance of BART on cross-distribution test set. For each task and different distribution type, we select the model checkpoint which has achieved 100% accuracy/F1 on the corresponding in-distribution test set. Note that the random result on Comparison is around 49.9%. Data samples that models answer correctly on Addition and Subtraction task in the Cross-Distribution experiment can be found in Appendix A

3.4 Case Study on GPT-3

GPT-3 (Brown et al., 2020) has received a lot of attention since it was born. And it has shown strong abilities on every single NLP task as well as on generalization. Thus, we also conduct some case study experiments of arithmetic calculation on GPT-3². We find that GPT-3 can handle the addition and subtraction calculation with 1,000 perfectly, but when the number increases, GPT-3 starts to lose its ability, it can only get some very specific instances correctly. A interesting case is that it can get correct result ‘9999999’ from ‘12345678 + 87654321’, however, when we give it ‘12345678 + 8765432’, it still answers ‘9999999’. We guess that the model does not have calculation ability, but rather remembers some examples that have appeared before, since each calculation with 1000 and ‘12345678 + 87654321’ may appear in the Internet for many times while ‘12345678 + 8765432’ may not so frequently appear.

3.5 Overlap Analysis

We have also explored how overlaps influence models’ performance.

Following (Lewis et al., 2020b) and (Wang et al., 2021), if one test question appears in the questions of train set, we call it as **question overlap**, otherwise it is **question non-overlap**. Similarly, if one test answer appears in the answers of train set, we call it as **answer overlap**, otherwise it is **answer non-overlap**. If one test instance is both question overlap and answer overlap, we call it is **instance overlap**, otherwise it is **instance non-overlap**.

We mainly use results of the Addition task to illustrate this problem. However, for these two

task, the question overlap is slightly different, if the two numbers of one test question both appear in the numbers of train set, we call it is **question overlap**, otherwise it is **question non-overlap**. Since one answer of these two tasks only contain one number, the situation is same with the original definition.

We choose the two results which using 1920 instances (0.6% for the dataset) for training in the Addition task, because it has achieved 68% accuracy, which means that the results have both correct and incorrect instances.

The results are shown in Table 3. From the table, we can see that, unlike results from (Lewis et al., 2020b) and (Wang et al., 2021), the overlap and non-overlap do not influence the models’ performance.

4 Related Work

Some works have investigated in Mathematical problems in NLP (Dua et al., 2019; Wang et al., 2017; Zhao et al., 2020). DROP (Dua et al., 2019) is a reading comprehension dataset comprising several kinds of mathematical tasks, such as Subtraction and Selection. However, all answers of its questions can be directly or indirectly found in the corresponding passages. Math23L (Wang et al., 2017) is simple math word problem dataset with 23k problems. Its problem is of the simple English context format, along with the equation and the answer. Ape210K (Zhao et al., 2020) is a Chinese simple math word problem dataset with 210k questions. The questions are similar to Math23L’s questions. The data are taken from some elementary school math word problems. These datasets do not contain a generalization test set, the test set is in the same distribution with the train set. In addition, the often used methods for these datasets are first to predict the equations or expression for the question

²The experiments are conducted on <https://beta.openai.com/examples/default-qa>. But since the OpenAI has not released the whole API, we cannot finetune the model or do large scale experiments.

	Correct	Incorrect
Overlap	1,083	524
Non-Overlap	20,858	9,575

(a) Instance Overlap

	Correct	Incorrect
Overlap	4,538	1,846
Non-Overlap	12,403	8,253

(b) question Overlap

	Correct	Incorrect
Overlap	6,066	3,070
Non-Overlap	15,873	7,029

(c) answer Overlap

Table 3: The overlap analysis.

and then to use calculation tool to get the result (Wang et al., 2017; Wangperawong, 2018). However, our work concentrate on the generalization ability of models. Thus, we have designed test set with different distribution. In addition, we try to use the model to directly solve the questions, aiming test model’s internal ability of understanding the deep rules of arithmetic and logical reasoning.

Some works have researched on models’ the internal ability of solving mathematical expressions. Wallace et al. (2019) has investigated that how will different types of embedding, such as BERT (Devlin et al., 2019) and GloVe (Pennington et al., 2014), affect the performance of the same NAQANet model (Dua et al., 2019) on the same tasks including List Maximum, Decoding and Addition. Besides, Wallace et al. (2019) also explores that how the the way numbers are represented and the way to do tokenization affect the performance of models. Geva et al. (2020) try to inject numerical reasoning skill by adding a calculation module into the PLMs, which helps the performance on DROP (Dua et al., 2019) dataset.

There are also some works research focusing on the generalization ability of neural network models. Lake and Baroni (2018) research on the compositional generalization skills of sequence-to-sequence models, such as LSTM (Hochreiter and Schmidhuber, 1997) and GRU (Chung et al., 2014). Linzen (2020) explain that the generalization test in machine learning (ML) is not very reasonable, they put forward seven suggestions to better evaluate the generalization ability of ML models. Lewis et al. (2020b) and Wang et al. (2021) find that the PLMs cannot generalize well on Closed-book QA task (Roberts et al., 2020), the model can handle the test instances which overlap with the train data, however, they cannot solve the non-overlapped instances. McCoy et al. (2020) find that even when the model’s architecture is set, the generalization ability of the model is still influenced largely by the random luck, the random initialized weights and other things. Clark et al. (2020) perform Transformer-based models on simple logic

reasoning test, and their results show that the model can get quite promising results and the model is not sensitive to the question length. Though Wang et al. (2020a) proves that pretrained language models (Liu et al., 2019; Lan et al., 2020) can generalize well on textual commonsense reasoning tasks (Wang et al., 2019), Wang et al. (2020b) finds that transformer models (Bosselut et al., 2019) may not generalize well on commonsense knowledge graph (Sap et al., 2019) reasoning. Zhang et al. (2020) analyses the generalization ability on the relation extraction task and find some specific problems can induce a significant decline in model performance.

5 Conclusion

We have designed a series of tasks for evaluating BART on simple mathematical operations and logic reasoning, which includes numbering, addition, subtraction, comparison, and symbolic logic. We constructed a corresponding in-distribution datasets, and also designed cross-distribution test set to further evaluate the model’s generalization ability. If the model can understand the underlying rules of these mathematical operations and logic reasoning, it can generalize well on both in-distribution and cross-distribution test set. Our experiments showed that BART can only generalize on the in-distribution test set but cannot perform well on the cross-distribution test set, showing that the most advanced PLM still cannot understand the underlying rules of simple mathematical operations and logic reasoning.

References

- Antoine Bosselut, Hannah Rashkin, Maarten Sap, Chaitanya Malaviya, Asli Celikyilmaz, and Yejin Choi. 2019. **COMET: Commonsense transformers for automatic knowledge graph construction**. In *Proceedings of the 57th Annual Meeting of the Association for Computational Linguistics*, pages 4762–4779, Florence, Italy. Association for Computational Linguistics.
- Tom B. Brown, Benjamin Mann, Nick Ryder, Melanie Subbiah, Jared Kaplan, Prafulla Dhariwal, Arvind

- Neelakantan, Pranav Shyam, Girish Sastry, Amanda Askell, Sandhini Agarwal, Ariel Herbert-Voss, Gretchen Krueger, Tom Henighan, Rewon Child, Aditya Ramesh, Daniel M. Ziegler, Jeffrey Wu, Clemens Winter, Christopher Hesse, Mark Chen, Eric Sigler, Mateusz Litwin, Scott Gray, Benjamin Chess, Jack Clark, Christopher Berner, Sam McCandlish, Alec Radford, Ilya Sutskever, and Dario Amodei. 2020. [Language models are few-shot learners](#).
- J. Chung, Çağlar Gülçehre, Kyunghyun Cho, and Yoshua Bengio. 2014. Empirical evaluation of gated recurrent neural networks on sequence modeling. *ArXiv*, abs/1412.3555.
- Peter Clark, Oyvind Tafjord, and Kyle Richardson. 2020. [Transformers as soft reasoners over language](#). In *Proceedings of the Twenty-Ninth International Joint Conference on Artificial Intelligence, IJCAI-20*, pages 3882–3890. International Joint Conferences on Artificial Intelligence Organization. Main track.
- Jacob Devlin, Ming-Wei Chang, Kenton Lee, and Kristina Toutanova. 2019. [BERT: Pre-training of deep bidirectional transformers for language understanding](#). In *Proceedings of the 2019 Conference of the North American Chapter of the Association for Computational Linguistics: Human Language Technologies, Volume 1 (Long and Short Papers)*, pages 4171–4186, Minneapolis, Minnesota. Association for Computational Linguistics.
- Dheeru Dua, Yizhong Wang, Pradeep Dasigi, Gabriel Stanovsky, Sameer Singh, and Matt Gardner. 2019. [DROP: A reading comprehension benchmark requiring discrete reasoning over paragraphs](#). In *Proceedings of the 2019 Conference of the North American Chapter of the Association for Computational Linguistics: Human Language Technologies, Volume 1 (Long and Short Papers)*, pages 2368–2378, Minneapolis, Minnesota. Association for Computational Linguistics.
- Mor Geva, Ankit Gupta, and Jonathan Berant. 2020. [Injecting numerical reasoning skills into language models](#). In *Proceedings of the 58th Annual Meeting of the Association for Computational Linguistics*, pages 946–958, Online. Association for Computational Linguistics.
- Sepp Hochreiter and Jürgen Schmidhuber. 1997. Long short-term memory. *Neural Computation*, 9(8):1735–1780.
- B. Lake and Marco Baroni. 2018. Generalization without systematicity: On the compositional skills of sequence-to-sequence recurrent networks. In *ICML*.
- Zhenzhong Lan, Mingda Chen, Sebastian Goodman, Kevin Gimpel, Piyush Sharma, and Radu Soricut. 2020. Albert: A lite bert for self-supervised learning of language representations. *ArXiv*, abs/1909.11942.
- Mike Lewis, Yinhan Liu, Naman Goyal, Marjan Ghazvininejad, Abdelrahman Mohamed, Omer Levy, Veselin Stoyanov, and Luke Zettlemoyer. 2020a. [BART: Denoising sequence-to-sequence pre-training for natural language generation, translation, and comprehension](#). In *Proceedings of the 58th Annual Meeting of the Association for Computational Linguistics*, pages 7871–7880, Online. Association for Computational Linguistics.
- Patrick Lewis, Pontus Stenetorp, and Sebastian Riedel. 2020b. [Question and answer test-train overlap in open-domain question answering datasets](#).
- Tal Linzen. 2020. [How can we accelerate progress towards human-like linguistic generalization?](#) In *Proceedings of the 58th Annual Meeting of the Association for Computational Linguistics*, pages 5210–5217, Online. Association for Computational Linguistics.
- Yinhan Liu, Myle Ott, Naman Goyal, Jingfei Du, Mandar Joshi, Danqi Chen, Omer Levy, M. Lewis, Luke Zettlemoyer, and Veselin Stoyanov. 2019. Roberta: A robustly optimized bert pretraining approach. *ArXiv*, abs/1907.11692.
- Andreas Madsen and alexander rosenberg johansen. 2019. Measuring arithmetic extrapolation performance. *ArXiv*, abs/1910.01888.
- R. Thomas McCoy, Junghyun Min, and Tal Linzen. 2020. [BERTs of a feather do not generalize together: Large variability in generalization across models with similar test set performance](#). In *Proceedings of the Third BlackboxNLP Workshop on Analyzing and Interpreting Neural Networks for NLP*, pages 217–227, Online. Association for Computational Linguistics.
- Rodrigo Nogueira, Zhiying Jiang, and J. Li. 2021. Investigating the limitations of the transformers with simple arithmetic tasks. *ArXiv*, abs/2102.13019.
- Jeffrey Pennington, Richard Socher, and Christopher Manning. 2014. [GloVe: Global vectors for word representation](#). In *Proceedings of the 2014 Conference on Empirical Methods in Natural Language Processing (EMNLP)*, pages 1532–1543, Doha, Qatar. Association for Computational Linguistics.
- Alec Radford, Jeffrey Wu, Rewon Child, David Luan, Dario Amodei, and Ilya Sutskever. 2019. Language models are unsupervised multitask learners. *OpenAI blog*, 1(8):9.
- Colin Raffel, Noam Shazeer, Adam Roberts, Katherine Lee, Sharan Narang, Michael Matena, Yanqi Zhou, Wei Li, and Peter J. Liu. 2020. [Exploring the limits of transfer learning with a unified text-to-text transformer](#). *Journal of Machine Learning Research*, 21(140):1–67.
- Adam Roberts, Colin Raffel, and Noam Shazeer. 2020. [How much knowledge can you pack into the parameters of a language model?](#) In *Proceedings of the*

- 2020 Conference on Empirical Methods in Natural Language Processing (EMNLP), pages 5418–5426, Online. Association for Computational Linguistics.
- Maarten Sap, Ronan Le Bras, Emily Allaway, Chandra Bhagavatula, Nicholas Lourie, Hannah Rashkin, Brendan Roof, Noah A. Smith, and Yejin Choi. 2019. Atomic: An atlas of machine commonsense for if-then reasoning. *ArXiv*, abs/1811.00146.
- Ilya Sutskever, Oriol Vinyals, and Quoc V Le. 2014. Sequence to sequence learning with neural networks. *arXiv preprint arXiv:1409.3215*.
- Ashish Vaswani, Noam Shazeer, Niki Parmar, Jakob Uszkoreit, Llion Jones, Aidan N. Gomez, undekaszk Kaiser, and Illia Polosukhin. 2017. Attention is all you need. In *Proceedings of the 31st International Conference on Neural Information Processing Systems, NIPS’17*, page 6000–6010, Red Hook, NY, USA. Curran Associates Inc.
- Eric Wallace, Yizhong Wang, Sujian Li, Sameer Singh, and Matt Gardner. 2019. Do NLP models know numbers? probing numeracy in embeddings. In *Proceedings of the 2019 Conference on Empirical Methods in Natural Language Processing and the 9th International Joint Conference on Natural Language Processing (EMNLP-IJCNLP)*, pages 5307–5315, Hong Kong, China. Association for Computational Linguistics.
- Cunxiang Wang, Shuailong Liang, Yili Jin, Yilong Wang, Xiao-Dan Zhu, and Y. Zhang. 2020a. Semeval-2020 task 4: Commonsense validation and explanation. In *SEMEVAL*.
- Cunxiang Wang, Shuailong Liang, Yue Zhang, Xiaonan Li, and Tian Gao. 2019. Does it make sense? and why? a pilot study for sense making and explanation. In *Proceedings of the 57th Annual Meeting of the Association for Computational Linguistics*, pages 4020–4026, Florence, Italy. Association for Computational Linguistics.
- Cunxiang Wang, Pai Liu, and Yue Zhang. 2021. Can generative pre-trained language models serve as knowledge bases for closed-book QA? In *Proceedings of the 59th Annual Meeting of the Association for Computational Linguistics and the 11th International Joint Conference on Natural Language Processing (Volume 1: Long Papers)*, pages 3241–3251, Online. Association for Computational Linguistics.
- Cunxiang Wang, Jinhang Wu, Luxin Liu, and Yue Zhang. 2020b. Commonsense knowledge graph reasoning by selection or generation? why? *ArXiv*, abs/2008.05925.
- Yan Wang, Xiaojiang Liu, and Shuming Shi. 2017. Deep neural solver for math word problems. In *Proceedings of the 2017 Conference on Empirical Methods in Natural Language Processing*, pages 845–854, Copenhagen, Denmark. Association for Computational Linguistics.
- A. Wangperawong. 2018. Attending to mathematical language with transformers. *ArXiv*, abs/1812.02825.
- Ningyu Zhang, Luoqi Li, Shumin Deng, H. Yu, Xu Cheng, W. Zhang, and Huajun Chen. 2020. Can fine-tuning pre-trained models lead to perfect nlp? a study of the generalizability of relation extraction. *ArXiv*, abs/2009.06206.
- Wei Zhao, Mingyue Shang, Yang Liu, Liang Wang, and Jingming Liu. 2020. Ape210k: A large-scale and template-rich dataset of math word problems. *CoRR*, abs/2009.11506.

A Correct Cases of Cross-Distribution Experiments

A.1 Subtraction

1101-974=127
 1070-955=115
 1069-959=110
 1111-991=120
 190-11=179
 222-99=123

A.2 Addition

75+653=728
 77+849=926
 73+432=505
 42+668=710
 82+886=968
 80+874=954

Task	Training Data & In-Distribution Test	Cross-Distribution Test		
		Question Cross- Distribution	Answer Cross- Distribution	Instance Cross- Distribution
Counting	a sequence of [A-Z, a-z] with a length of 10 to 99. (B B B B B B B B B B)	a sequence of special characters with a length of 10 to 99 (@ @ @ @ @ @ @ @ @ @)		a sequence of special characters with a length of 1 to 9 or 100 to 1000. (@ @)
Addition	3-digit addition. (100 + 200 = 300)	at least one addend is 2 digits. (50 + 170 = 220)	the answer is 4 digits. (500 + 600 = 1100)	at least one number is 2 or 4 digits. (50 + 960 = 1010)
Subtraction	3-digit subtraction. (200 - 100 = 100)	at least one number is 4 digits, but the answer is still 3 digits. (1000 - 500 = 500)	the answer is 2 digits. (550 - 500 = 50)	at least one number is 2 or 4 digits. (1100 - 50 = 1050)
Comparison	3-digit comparison. (100 < 200)	at least one number is not 3-digit. (100 < 2000)		
Symbolic Logic	an equation consists of 6 to 10 "0"s or "1"s. ($\neg 0 \ \& \ 1 \text{ --- } 0$ & $1 \text{ --- } 1 \text{ --- } 0$ is 1)	an equation consists of 1 to 5 or 11 to 15 "0"s or "1"s. ($\neg 0 \ \& \ 1 \text{ --- } 0$ is 1)		

Table 4: Examples of training data, In-distribution test data, three kinds of cross-distribution tests. Note that the training data and in-distribution test share the same distribution.