

Frustration, glassy behavior and dynamical annealing in societies of Neural Networks.

Felippe Alves* and Nestor Caticha†

Instituto de Fisica,

Universidade de Sao Paulo,

CEP 05315-970, São Paulo, SP, Brazil

(Dated: August 17, 2021)

arXiv:2108.06571v1 [physics.soc-ph] 14 Aug 2021

5

Abstract

We study maximum entropy mechanisms of information exchange between agents modeled by neural networks and the macroscopic states of a society of such agents in a few situations. Mathematical quantification of surprise, distrust of other agents and confidence about its opinion emerge as essential ingredients in the entropy based learning dynamics. Learning is shown to be driven by surprises, i.e. the receptor agent is confronted with the concurring opinion of a distrusted agent or with a trusted agent's disagreeing opinion. Attribution of blame for the surprise derives from measures of distrust of the receiver towards the emitter agent and the receiver's confidence about its own opinion. The dynamics proceeds by changes of mainly one or the other: the receptor opinion about the issue or the distrust about the emitter. A society with N agents exchanging binary opinions about a set of issues show rich behavior which depend on the complexity of the agenda. For small sets the society reaches a steady state polarized into antagonistic factions, where balanced norms such as "the friend of an enemy is an enemy" are strictly satisfied. For larger sets of issues, societies can persist for a long time in spin-glass like states. There are two types of frustration: ideological and affective, with dynamical annealing properties depending on the complexity of the set of questions under discussion, leading to the lack of sharply defined parties for long transients.

I. INTRODUCTION

The analysis of opinion polarization in societies is central in several areas, see [1] for a review of the literature. Agent based modeling has been used to build interacting systems that show collective properties of antagonistic bands. Some models [2] include the multivariate representation of the cultural state of an agent and the information exchanges with neighbors on a given geographical setting. Alternatively, agents can be Ising like variables, i.e. represented by the two states of "for" or "against" opinions on a given single issue [3][4] which, with different combinations of ferromagnetic and anti-ferromagnetic interactions yields interesting collective behaviors. Even with these simplifications of the agents, several empirical successes can be obtained in complex situations. Agents may have continuous or vector opinions [5] or have simple Bayesian learning [6].

* flipgm@gmail.com

† ncaticha@usp.br

35 We follow a different modeling path, using agents that are simple neural networks (NN) with psychologically inspired traits and rich learning dynamics, as recommend by psychologists [7]. Our agents exchange information in a way that saturates bounds of efficiency in different student-teacher scenarios. Information theory and Statistical Mechanics guide the development of a framework, the entropic dynamics for NNs algorithm (EDNNA) [8], for
40 general architectures. The resulting learning algorithms reveal aggregate variables identifiable with correlates in humans, such as cognitive dissonance, surprises, performance, the distrust of an individual and confidence on an opinion, that characterize the interactions of a pair of agents. Macroscopically, frustration, social balance, its emergence or breakdown and different types of affinities, e.g. affective or ideological [9] can drive polarization and
45 lead to different types of spin-glass like states.

Adaptive changes through learning is the basic assumption of this work. Therefore, we choose the NN of simplest architecture, the single layer perceptron, as a model for each agent. See [10] for early work on interacting perceptrons. Linearly separable models have been shown to be useful in describing human performance in several cases [11]. The resulting
50 societies will be shown to be already sufficiently complex that at least, this step is justified as necessary in the path towards richer agent models.

There are several learning algorithms for a perceptron, but we can imagine a process of evolution, where the selection pressure comes from the needs of better generalization ability. This has been studied in several papers analytically [12], [13], [14],[15], [16], [17], [8]
55 and using evolutionary programming [18],[19]. Different simpler versions have already been applied to societies [20],[21], [22] and [23]. Data from decisions in 3 judges panels of US appellate courts has been studied [24] with these models. Other societies of NN have been studied by [25] and [26].

While selection of psychological traits, or analogously optimization of learning algorithms
60 can be performed under certain conditions, such as in small groups, people and agents are called upon to engage in social interactions in groups far larger than those of the original environment. Optimality depends on the context and as the agents here studied, we have not evolved to deal within the modern contexts of large groups [27].

The performance of a NN learning a classification task from examples, will suffer from
65 noise affecting the learning set. Introducing the possibility of noise among the assumptions used to optimize a learning rule enhances the machine's performance. A measure of how

much a receiver should distrust the emitter’s signal is equivalent to a noise level estimate and entropic inference determines the rule for dynamical update of distrust. Earlier attempts to introduce adaptive noise estimation for a single agent with this architecture include [28],
70 [29]. Communication can also be disrupted by parsing errors which would introduce noise to the mathematical representation of an assertion under discussion.

The society evolves under a discrete time dynamics. At a given time, two agents are selected to interact and randomly assigned the emitter and receiver roles. A question is chosen from the prominent questions of policy which occupy the public attention. The emitter sends
75 its opinion. The receiver changes its state using the learning algorithm. There are several conceivable ways to choose the pair of agents. Borrowing language from biology, [23] use the term *allopatric* group formation when the probability of choosing an emitter depends on the receiver’s distrust. An effective communication barrier is created by repeated disagreement and this pair of agents cease to interact, grouping into factions holding opposing opinions.
80 Alternatively, *sympatric* describes the process where agents keep interacting despite holding opposing views on the set of issues. We show that this dynamics of distrust permits the possibility of anti-learning, i.e learning the reverse of the emitter’s opinion.

In section II, we present the technical aspects of learning by entropic dynamics in general settings. This theory is applied in section II A to agents that have two sectors, for ideolog-
85 ical/opinion and affective/distrust parameters, respectively, the weights of the NN and the noise level estimate of the channel. In section III we show that learning occurs with high intensity when there is a surprise: the receiver agrees with a distrusted emitter or disagrees with a trusted one. A change occurs in the receptor to decrease this dissonant interaction. The receiver’s changes resemble the learning algorithms for a tree committee machine [13]
90 and a parity machine [30]. These Bayesian algorithms are poorly approximated by the least action introduced by [31] for the parity machine and [32] by hand. There is an interaction between the distrust and the weight sectors. The largest change occurs in the sector in which the agent is the least confident. Learning proceeds by predominantly changing one sector for the surprise such that the dissonance decreases.

95 In this large N society model, section IV, there is no absolute truth since there is no objective external fact checking mechanism. As Lincoln [33] already knew “The process is this: Three, four or half a dozen questions are prominent at a given time, the party selects its candidate, and he takes his position on each of these questions.” If only a few assertions

are under discussion i.e. the prominent issues, the system typically evolves into two separate parties. Membership can be attributed in two ways, by distrust or opinions. Distrust induced polarization is analogous to affective polarization discussed in political science and opinion polarization to ideological polarization on the basis of beliefs about policies. Scholarship [34][35] about their theoretical characterization and experimental measurement is rapidly accumulating.

Frustration, [36] [37], also comes in two flavors. One similar to the structural balance theory [38] in social psychology is affective frustration. Agents I, J and M are in a balanced relation if the distrusts of I towards J , from J towards M and from M towards I contains an even number of antagonistic relations. The unbalanced case of an odd number of antagonistic relations is frustrated and describes triplets of agents where for example “the friend of a friend is not a friend.” The second type, ideological frustration, describes unbalanced ideological alignment. As the number of issues under discussion becomes larger the society resembles more a spin-glass, where the number of frustrated triples is macroscopically large for persistently longer times. An interesting question in current affairs is to establish whether ideological polarization leads or follows affective polarization. We find that for agents with the full EDNNA discussing a simple agenda, affective polarization is established faster and drives ideological polarization. As the set of issues gets larger this is reversed and ideological polarization drives affective polarization. For a simpler learning algorithm, this reversal doesn’t occur.

II. ENTROPIC LEARNING DYNAMICS

In online learning, an example input-output pair (\mathbf{x}_t, σ_e) drives the dynamics one time step. In Bayesian learning [14], the likelihood L is a probability that incorporates the information about the architecture of the networks and pushes the prior to a posterior distribution of the NN parameters. We choose to describe, at time t , the prior by a member of a MaxEnt parametric family of densities such that the knowledge about the parameters \mathbf{u} of the network, conditional on the data prior to $t + 1$, is represented by Q_t

$$Q_t(\mathbf{u}|D_t) = \frac{1}{\zeta} e^{-\sum_a \lambda_{a,t} f_a(\mathbf{u})}, \quad (1)$$

where the set of generator functions $\{f_a(\mathbf{u})\}$ defines the manifold; $D_t = \{\lambda_a\}$ is the set of Lagrange multipliers that enforce a set of constraints $\mathcal{F}_a^t = \mathbb{E}_{Q_t}(f_a)$ and ζ ensures normalization. Bayes update is given by

$$P_{t+1} := P(\mathbf{u}|\mathbf{x}_t, \sigma_e, D_t) = \frac{Q_t(\mathbf{u}|D_t)L_t(\sigma_e|\mathbf{x}_t, \mathbf{u}, D_t)}{Z(\sigma_e|\mathbf{x}_t, D_t)}, \quad (2)$$

where the the evidence for the model is the probability $Z_t := Z(\sigma_e|\mathbf{x}_t, D_t) = \int L_t Q_t d\mathbf{u}$. The likelihood doesn't depend on D_t , only on (σ_e, \mathbf{x}_t) and the state of the network \mathbf{u} . In general the Bayes posterior will not be in the manifold, i.e not conjugated. Nevertheless, the expected values of the Maximum Entropy generator functions of the family, under the Bayes posterior, point uniquely to a new distribution Q_{t+1} in the manifold. This MaxEnt posterior is the new representation of knowledge for the network and the prior for the next step, obtained by maximizing

$$S[Q_{t+1}||Q_t] = - \int Q_{t+1} \log \frac{Q_{t+1}}{Q_t} d\mathbf{u} - \Delta\lambda_a (\mathbb{E}_{Q_{t+1}}(f_a) - \mathbb{E}_{P_{t+1}}(f_a)), \quad (3)$$

subject to the constraints that its expected values $\mathbb{E}_{Q_{t+1}}(f_a)$ are equal to the Bayes posterior expected values $\mathbb{E}_{P_{t+1}}(f_a)$. The Lagrange multipliers are denoted by $\Delta\lambda_a$ since they are the increments of the $\{\lambda_a\}$ of the prior Q_t . It follows that

$$\mathcal{F}_a^{t+1} - \mathcal{F}_a^t = - \frac{\partial \log Z_t}{\partial \lambda_{a,t}}, \quad (4)$$

which makes no mention of the Bayes posterior. These equations hold for any well behaved family. Since this learning dynamics is deduced from entropy maximization it is called Entropic dynamics. Learning occurs along the gradient of the log evidence. An element of the MaxEnt manifold can be represented equivalently by different sets of coordinates, the constraints \mathcal{F}_a or the Lagrange multipliers λ_a or any Routhian mixture of the Legendre transforms. Convenience dictates which representation should be used. We are interested here in the case of linear and quadratic generators: $f_0 = 1$, $f_i = u_i$ and $f_{ij} = u_i u_j$, the Gaussian family, which we write in the conventional way $Q_{t+1} \propto \exp[-\frac{1}{2}(\mathbf{u} - \hat{\mathbf{u}}_t) \cdot \Sigma_t^{-1} \cdot (\mathbf{u} - \hat{\mathbf{u}}_t)]$. The entropic dynamics update equations 4, driven by the arrival of the t^{th} example describe the changes in the parameters of Q , its mean $\hat{\mathbf{u}}_t$ and covariance matrix Σ_t :

$$\hat{\mathbf{u}}_{t+1} = \hat{\mathbf{u}}_t + \Sigma_t \nabla_{\hat{\mathbf{u}}_t} \log Z_t, \quad (5)$$

$$\Sigma_{t+1} = \Sigma_t + \Sigma_t (\nabla_{\hat{\mathbf{u}}_t} \nabla_{\hat{\mathbf{u}}_t}^T \log Z_t) \Sigma_t. \quad (6)$$

These were first obtained by Oppor [14] using a different argument, based on minimizing the expected value of a log loss function, which turns out to be equivalent to the (less intuitive) maximization of $S[P||Q_{t+1}]$, the entropy of the Bayes posterior relative to a “prior” Q_{t+1} , which is the entropic posterior.

160 **A. Ideological and affective sectors**

Equations 5 and 6 are general, they implement learning for any architecture and therefore to move on, we have to make some structural hypothesis. We split the degrees of freedom \mathbf{u} into two subspaces, the ideological sector $\mathbf{w} \in \mathbb{R}^K$ and the affective sector $z \in \mathbb{R}$. Given the internal state of an agent, \mathbf{w} , the forced decision of being for or against an issue \mathbf{x} is given by $\sigma = \text{sign}(\mathbf{w} \cdot \mathbf{x})$.

The affective sector models the distrust that the receiver agent has for the emitter agent. It could be higher dimensional, but here we restrict to one dimension, because we model it as a noisy channel, which has been studied [28] [39] for perceptrons learning from examples in the student-teacher scenario. Information about the distrust z of the receiver towards the emitter is encoded in a Gaussian with mean $\mu_{e|r}$ and variance $V_{e|r}$.

Although the receiver distrusts the emitter σ_e is useful information about the putative “true label” σ_T . Another source of noise may act on the issues themselves, the issue \mathbf{x}_t considered by the receiver is not \mathbf{y}_t , considered by the emitter, a “parsing error”. We take the components of \mathbf{x}_t and \mathbf{y}_t to be Gaussian correlated variables, $\mathbb{E}x_{t,i} = \mathbb{E}y_{t,i} = 0$, $\mathbb{E}x_{t,i}y_{t,i} = v_p$. To obtain the likelihood we marginalize the joint distribution of labels and the issue \mathbf{y}_t :

$$L(\sigma_e|\mathbf{x}_t, \mathbf{u}) = \sum_{\sigma_T} \int P(\sigma_e|\sigma_T, \mathbf{y}_t, \mathbf{x}_t, \mathbf{u})P(\sigma_T|\mathbf{y}_t, \mathbf{x}_t, \mathbf{u})P(\mathbf{y}_t|\mathbf{x}_t, \mathbf{u})d\mathbf{y}_t. \quad (7)$$

Furthermore, $\sigma_T = \text{sign}(\mathbf{y}_t \cdot \mathbf{w}_e)$ for an unknown \mathbf{w}_e but it is reasonable to suppose that σ_e depends on \mathbf{y}_t and \mathbf{w}_e only through σ_T , so

$$P(\sigma_e|\sigma_T, \mathbf{y}_t, \mathbf{x}_t, \mathbf{u}, \mathbf{w}_e) = P(\sigma_e|\sigma_T, z) = (1 - \varepsilon(z))\delta_{\sigma_e, \sigma_T} + \varepsilon(z)\delta_{\sigma_e, -\sigma_T}, \quad (8)$$

where $\varepsilon(z) : \mathbb{R} \rightarrow [0, 1]$ is a function of z . This random variable, limited to the unit interval, is the probability of the emitter conveying $\sigma_e \neq \sigma_T$ to the receiver. While tempting, the choice of a Beta distribution for ε results in inconvenient technical difficulties. With $\varepsilon(z) = \Phi(z)$, the cumulative distribution of a standard Gaussian and z a Gaussian with mean $\mu_{e|r}$ and standard deviation $V_{e|r}$, which are a representation of the distrust of the receiver and its uncertainty about it, with regard to the emitter agent, we maintain the Gaussian simplicity of equations 5 and 6.

Choosing a Gaussian $G(\mathbf{y}_t|\mathbf{x}_t, v_p(\mathbf{w}))$ for $P(\mathbf{y}_t, |\mathbf{x}_t, \mathbf{u})$ and

$$P(\sigma_T|\mathbf{y}_t, \mathbf{w}, \mathbf{x}_t, \mathbf{u}) = P(\sigma_T|\mathbf{y}_t, \mathbf{w}) = \Theta(\sigma_T \mathbf{y}_t \cdot \mathbf{w}), \quad (9)$$

where Θ is the step function, the likelihood becomes

$$L(\sigma_e|\mathbf{x}, \mathbf{w}) = \varepsilon(z)\Phi(-\mathbf{w} \cdot \mathbf{x}\sigma_e) + (1 - \varepsilon(z))\Phi(\mathbf{w} \cdot \mathbf{x}\sigma_e) \quad (10)$$

with the choice $v_p = \|\mathbf{w}\|^{-2}$ accounting for the effect of inexperience on issue parsing.

These modeling steps allows the partition of the covariance Σ to remain block diagonal if it starts block diagonal, where the blocks are the ideological covariance \mathbf{C}_t and the affective variance $V_{e|r}$. The evidence

$$\begin{aligned} Z(\sigma_e|\mathbf{x}_t, D_t) &= \mathbb{E}_{Q_t}(L(\sigma_e|\mathbf{u}, \mathbf{x}_t)) \\ &= \sum_{\sigma_T} \mathbb{E}_z(P(\sigma_e|\sigma_T, \mathbf{x}_t, z))\mathbb{E}_{\mathbf{w}}(\Theta(\sigma_T \mathbf{w} \cdot \mathbf{x}_t)) \end{aligned} \quad (11)$$

with the expectation taken with respect to the two Gaussian sectors at time t . At this point the information concerning the receiver about the past is $D_t = \{\hat{\mathbf{w}}_t, \mathbf{C}_t; \mu_{e|r}, V_{e|r}\}$. To reveal interesting symmetries it is useful to introduce the scaled stabilities

$$h_{\mathbf{w}} = \frac{\hat{\mathbf{w}} \cdot \mathbf{x}\sigma_e}{\gamma_C}, \quad h_{\mu} = \frac{\mu_{e|r}}{\gamma_V} \quad (12)$$

where

$$\gamma_C = \sqrt{1 + \hat{\mathbf{x}} \cdot \mathbf{C}_t \hat{\mathbf{x}}}, \quad \gamma_V = \sqrt{1 + V_{e|r}} \quad (13)$$

are the *internal response uncertainties*. The evidence depends on the agents state only
 210 through the h_w, h_μ variables: $Z = Z(h_w, h_\mu)$. The Gaussian integrals lead to

$$Z = \Phi(h_w) + \Phi(h_{\mu_{e|r}}) - 2\Phi(h_w)\Phi(h_{\mu_{e|r}}) \quad (14)$$

where $\Phi(s) = \int_{-\infty}^s du g(u)$ is the cumulative of the standard Gaussian $g(u) = (2\pi)^{-1/2} e^{-\frac{1}{2}u^2}$.

The learning algorithm, obtained from 14, 5 and 6 is

$$\hat{\mathbf{w}}_{t+1} = \hat{\mathbf{w}}_t + \frac{1}{\gamma_C} F_w \mathbf{C}_t \mathbf{x} \sigma_e \quad (15)$$

$$215 \quad \mathbf{C}_{t+1} = \mathbf{C}_t + \frac{1}{\gamma_C^2} F_C \mathbf{C}_t \mathbf{x} \mathbf{x}^T \mathbf{C}_t \quad (16)$$

$$\mu_{e|r}(t+1) = \mu_{e|r}(t) + \frac{1}{\gamma_V} F_m V_{e|r}(t) \quad (17)$$

$$V_{e|r}(t+1) = V_{e|r}(t) + \frac{1}{\gamma_V^2} F_V V_{e|r}(t)^2 \quad (18)$$

The first two describe the evolution of the ideological sector and the last two of the affective
 sector. The coupling between the two sets is due to the four F functions which we now
 220 describe. Note the appearance of the Hebbian-like term $\mathbf{x} \sigma_e$ in equation 15, which is the
 effective learning algorithm of the perceptron with a tensorial and adaptive learning rate
 modulated by F_w . The rest of the dynamics is the adaptive estimation of the noisy channel,
 equations 17 and 18. F_w and F_μ are the *Modulation* functions, since they set the scale of
 the changes of the parameters of the network for a given example. We also call F_C and
 225 F_V modulation functions, which set the scale of changes of the annealing schedule of the
 learning algorithm. These modulation functions F_w, F_C, F_m and F_V are given by

$$F_w(h_w, h_\mu) = \frac{\partial \log Z}{\partial h_w} = (1 - 2\Phi(h_\mu)) \frac{g(h_w)}{Z} \quad (19)$$

$$F_C(h_w, h_\mu) = \frac{\partial^2 \log Z}{\partial h_w^2} = -F_w(F_w + h_w) \quad (20)$$

$$F_\mu(h_w, h_\mu) = \frac{\partial \log Z}{\partial h_\mu} = (1 - 2\Phi(h_w)) \frac{g(h_\mu)}{Z} \quad (21)$$

$$230 \quad F_V(h_w, h_\mu) = \frac{\partial^2 \log Z}{\partial h_\mu^2} = -F_\mu(F_\mu + h_\mu) \quad (22)$$

An important feature of equations 19 and 21 are the prefactors $(1 - 2\Phi)$ which, when
 negative, allow to learn the opposite of the arriving information and dynamically lead the
 society into a group of ferromagnetic or anti-ferromagnetic interactions. A similar reversal

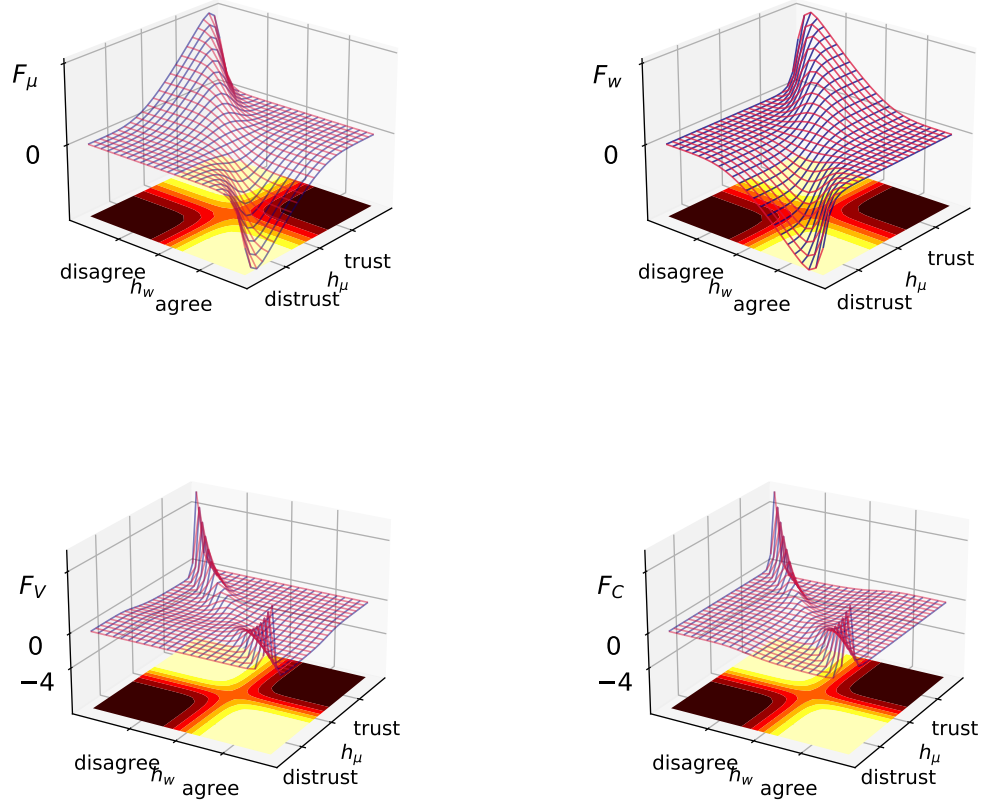


FIG. 1. Modulation functions as functions of disagreement/agreement (h_w) and trust/distrust ($h_{\mu_{e|r}}$). They are significantly different from zero in the regions of surprises. Top row: F_μ for the distrust, left and F_w for the weights, right. The floor shows a contour graph of the evidence Z . The dark regions are where surprises of agreeing with a distrusted or disagreeing with a trusted agent occur. Note the complementarity or blame attribution of the two modulation functions. Bottom: Modulation functions for the covariance modulation functions F_V (left, distrust/affinity) and F_C (right, opinion sector). Slightly negative values show the increase in certainty about the distrust and opinion sectors. Large positive values are triggered by surprises and show regions where uncertainty increases. Uncertainties grow along the diagonal $h_w = -h_\mu$.

of negative norm-support mechanism was studied in humans in [40]. The fields h_w, h_μ set
 235 the scale of the receiver's opinion on the issue, and its distrust on the emitter, respectively.

From equations 19 to 22, it is easy to verify the symmetry between the two sectors, when

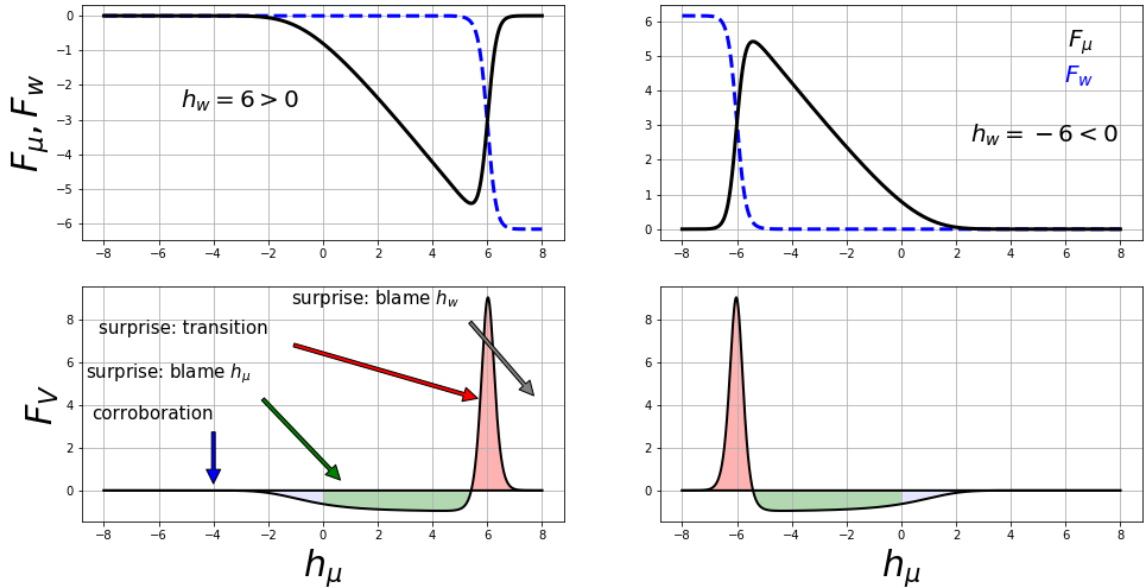


FIG. 2. A cut of the functions in figures 1 for constant h_w . Left: agents agree on an issue, Right: disagree. Top: F_μ , continuous black line and F_w , dashed blue line. Notice the crossover at $h_\mu = h_w$, when the blame for the surprise changes sector. Bottom: F_V shows the increase in uncertainty in the crossover region.

appropriately scaled

240

$$F_w(h_w, h_\mu) = F_\mu(h_\mu, h_w), \quad (23)$$

$$F_C(h_w, h_\mu) = F_V(h_\mu, h_w), \quad (24)$$

which have important consequences on the dynamics.

III. SURPRISE DRIVEN LEARNING

When two agents interact, the receiver undergoes meaningful changes only when there is something that could be interpreted as “cognitive dissonance” or surprise, see figure 1. The quadrants $h_w h_\mu > 0$ are the regions where the modulation functions are significantly different from zero. Agreeing on an issue with a foe occurs for $h_w > 0$ and $h_\mu > 0$. When both are negative, the agent disagrees with a trusted agent. But the modulation functions are not uniform on the surprise region. If $|h_w| > |h_\mu|$, then the affective sector undergoes

250 a large change and the ideological sector remains rather unchanged and vice versa for the reverse inequality. The absolute values $|h_w|$ and $|h_\mu|$ are a measure of how sure the receiver is of its opinions about the issue ($|h_w|$) or about the emitter ($|h_\mu|$). The sector with the smaller confidence suffers a large change, that tends to eliminate the dissonance. h_w and h_μ are fields re-scaled by measures of certainty γ_C and γ_V . Since they are a measure of
 255 the width of the prior distribution Q_t , they represent a measure of how seriously an agent should take into account its estimates of weights and distrust and are obviously related to Bayesian credible intervals on the sectors. These are also dynamically updated in a complex but intuitive way, shown in figure 1. Figure 2 shows a cut of F_μ and F_w (top) and F_V (bottom) for constant h_w . Agents disagree $h_w = -6$ on the right, and agree $h_w = 6$ on the
 260 left. This case illustrates the following features of the modulation functions:

- Region of corroboration, $h_\mu < 0$: All the modulation functions are effectively zero since there is no surprise (receiver agrees with trusted agent).
- For $0 \lesssim h_\mu \lesssim 5.5 < h_w$ blame the surprise on the distrust toward the emitter. F_w remains zero since the opinion sector is not blamed for the surprise. Here F_V is negative
 265 since the receiver is effectively learning something about the emitter's deserved distrust and thus slightly decreases its uncertainty V ($F_V \lesssim 0$).
- Transition surprise: $h_\mu \sim h_w$. There is a surprise and no clear blame attribution since both sectors are similarly confident. F_μ grows quickly back to zero as h_μ goes across the transition region and there is a big increase in the uncertainty about the
 270 the distrust of the emitter.
- Surprise ($h_\mu > 6.5 > h_w$), the receiver blames the opinion sector h_w . Once h_μ is significantly larger than h_w , the blame for the surprise falls on the opinion sector and nothing happens on the affective sector. Note that F_w is negative: the receiver learns the opposite of what the emitter is saying.

275 The agents interaction is driven by the evidence towards minimizing the surprises. The role of the response uncertainties γ_C and γ_V (equation 13) is to set the proper scale of the effective responses, according to how certain the agent is about the assigned value for that behavior. Higher values of γ_C or γ_V throw the agent's effective response closer to zero, and therefore closer to the surprising zone, so agents who are very sure of their assessments about

280 either their opinion or the distrust they attribute to others are more stubborn. Certainty leads to immunization against surprises. The uncertainties also create an asymmetry on the modulation functions regarding novel versus corroborative information, as the less certain an agent is, the smaller is the difference between agreeing or disagreeing with a trusted emitter. For a given fixed distrust, as an agent becomes more convinced, i.e. smaller norm
 285 of the covariance of the Bayesian posterior, surprises become more effective for novel rather than corroborative information. A possible link between the width of the posterior, its role in weighting the importance of surprises and possible political orientations of agents in a small political agenda context is discussed in [21], [22].

Equipped with the full description of EDNNA for perceptron agents, we proceed with
 290 the study of societies of EDNNA agents learning through communication.

IV. A SOCIETY OF N AGENTS

Consider a society of N agents, exchanging ± 1 opinions about P issues $\mathbf{x} \in \mathbb{R}^K$, independently chosen with $|\mathbf{x}| = 1$. Different levels of frustration, polarization and dynamical annealing can result depending on the parameters and the initial conditions. In order to
 295 control the effect of the initial conditions we need to parametrize them in an appropriate manner.

We start with agents, with weight vectors $\mathbf{w}_i \in \mathbb{R}^K$, chosen uniformly at random independently from anything else, on the sphere of radius $|\mathbf{w}| = \sqrt{1+c}$. For each agent the initial co-variance matrix is the same $\mathbf{C} = c\mathbf{I}$. Each agent i has an initial set of distrusts
 300 $\mu_{j|i}$ towards agents $j \neq i$ drawn from a normal distribution $\mu_{j|i} \sim G(\mu_0, \sqrt{1+V_0})$. These choices permit comparing the typical changes $\langle |\Delta w| \rangle$ e $\langle |\Delta \mu| \rangle$, as initially $\langle h_{\mathbf{w}} \rangle \approx \langle h_{\mu} \rangle$. If all agents trust every other agent, $\mu_0 \ll 0$, the system typically evolves toward consensus, with the overlaps $\rho_{ij} = \frac{\mathbf{w}_i \cdot \mathbf{w}_j}{|\mathbf{w}_i| |\mathbf{w}_j|} \lesssim 1$, so we will not deal with this trivial case.

To characterize the state of the ideological and affective sectors, [34] [35], we introduce
 305 order parameters that describe the balance of trust [41] [38] and balance of opinions in triads of agents. Receiver i , which distrusts emitter j by a scaled distrust h_{μ} , communicates with an information channel with flipping probability $\varepsilon_{j|i} = \Phi(h_{\mu})$. Define $v_{j|i} = 1 - 2\varepsilon_{j|i}$, which is positive/negative for trust/distrust. For any three agents, following [41], we say that the trust relation is balanced if $b_{ijk} := v_{j|i}v_{k|j}v_{i|k} > 0$. This is as frustration in spin glasses but

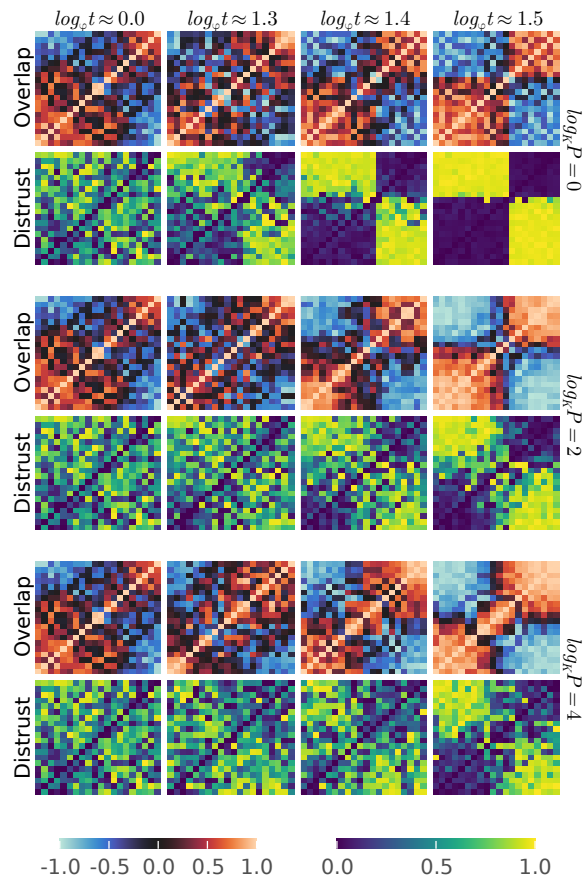


FIG. 3. Evolution of the overlap and distrust matrices for a society with $N = 20$ agents with $K = 5$ ideological space dimensions, full covariance matrix with initial norms $C_0 = 1.0$ and $V_0 = 1.0$ for different number of issues. As the number of issues increase, the polarization goes from affective to ideological. $\varphi = N(N + K - 1) = 480$ is the number of (effectual) degrees of freedom.

310 for directed graphs since the odd permutation b_{ikj} may be of opposite sign. The affective balance is the population average

$$B_A = \frac{1}{2N_T} \sum_{\langle ijk \rangle} (b_{ijk} + b_{ikj}), \quad (25)$$

characterizes the state of affective frustration of a society. The sum runs over the set of $N_T = N$ choose 3 triplets. In addition to frustration associated to breakdown of affective
 315 balance, a second type of frustration can be defined. The opinion alignment is measured by the symmetric overlap ρ_{ij} . We can measure opinion balance by introducing for every triplet of agents the ideological balance and characterize the state by the average over the

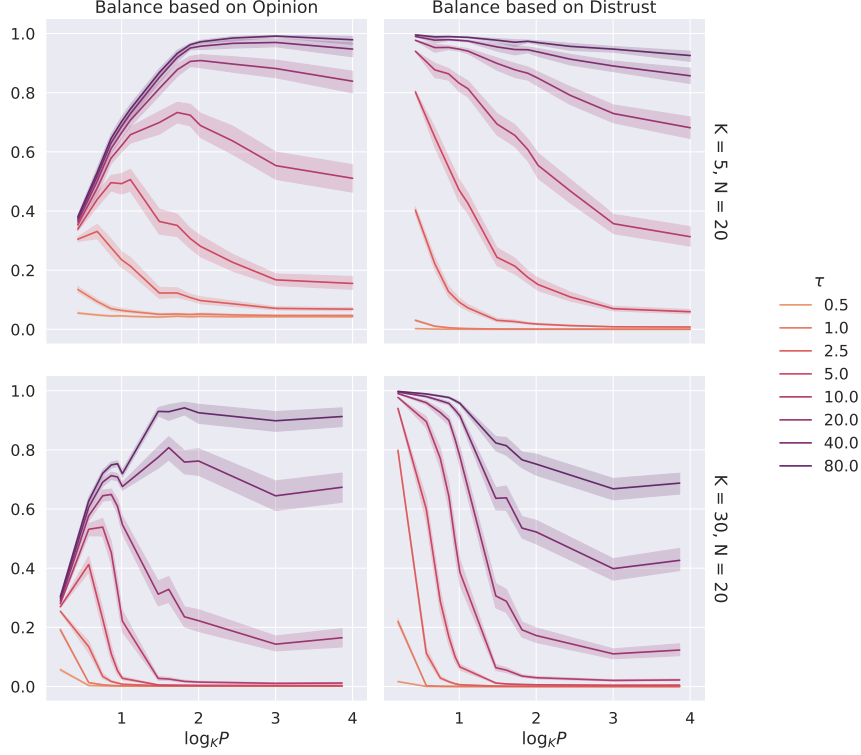


FIG. 4. The mean value of the balance distribution describes the frustration based on ideology/opinion B_I (left) and on affinity/distrust B_A (right); for small (upper) or large (lower) dimension of issues compared to the size of the population, as a function of the number of issues under discussion, for different simulation times $\tau = \frac{t}{\varphi} = \frac{t}{N(N+K-1)}$. The agents evolve with a full covariance matrix \mathcal{C} .

population

$$B_I = \frac{1}{N_T} \sum_{\langle ijk \rangle} \rho_{ij} \rho_{jk} \rho_{ki}. \quad (26)$$

320 A ferromagnetic state or a staggered polarized society will have a B_I and B_A close to one; values for a highly frustrated society will be close to zero. These quantities may anneal to 1, but if the time scale is very large it points to a society that perseveres in a spin glass like state, without the need to have an infinite separation of time scales.

325 For agents using the tensorial learning adaptive EDNNA algorithm, with a full covariance \mathcal{C} , a pattern emerges as the number P of issues is varied, see figures 3, 4 and 5. For a few issues the society polarizes rapidly into two factions in the affective sector and then more slowly the affective polarization drives the ideological polarization. However as the agenda grows in complexity the ideological polarization sets in before and then drives the affinity

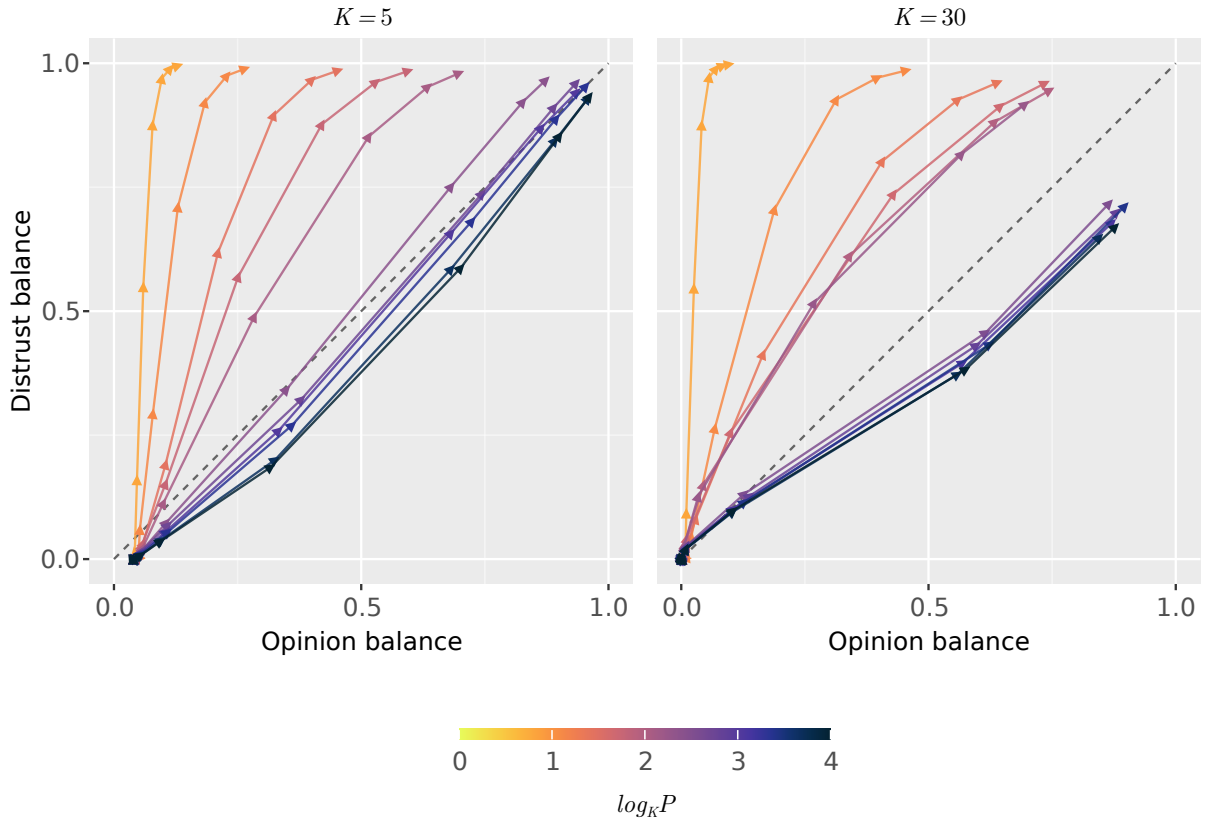


FIG. 5. Time flow for B_A versus B_I for different sizes of the agenda. Same data as in figure 4. Full covariance case. For simple agendas affinity polarization sets in before ideological polarization. This is reversed when larger sets of issues are under discussion.

polarization. This is seen in the dark lines below the diagonal in figure 5. Times to anneal
 330 into the polarized state grow and the society lingers in a spin-glass state, with small B_A ,
 thus large frustration. The time to achieve a balanced society increases as P increases.
 Times τ measures the number of learning interactions per degrees of freedom of the system
 ($\varphi = N(N + K - 1)$) so that we can compare simulations with different parameters. This
 reversal disappears when the agents use a simpler algorithm, with the covariance $\mathbf{C} = c\mathbf{I}$,
 335 see figures 6, 7. For these simpler agents, affinity polarization always seem to occur first and
 has slow behavior annealing form the glassy state to the ideological polarized state.

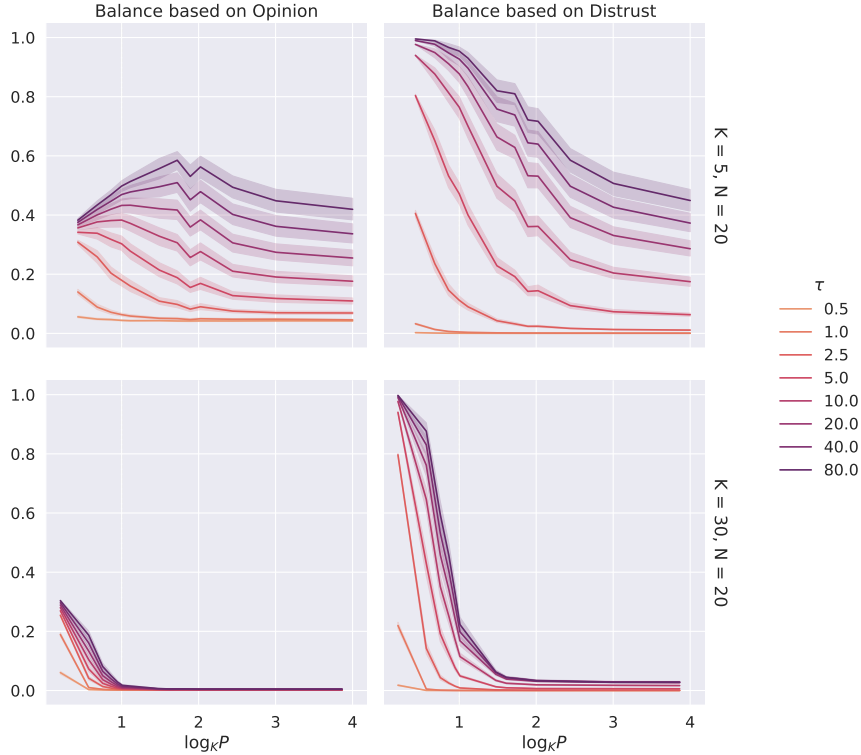


FIG. 6. Same as figure 4, but the agents evolve with a covariance matrix that is proportional to the identity $\mathbf{C} = c\mathbf{I}$.

V. DISCUSSION AND CONCLUSIONS

Evolution under certain conditions leads to learning algorithms adapted to that environment. Our agents use algorithms designed to be efficient in a small group scenario, more specifically where there is a rule to be learned and followed by members of this group. This gives rise to the opinion sector, with a mechanism to emit opinions about issues. The interaction with other agents and the possibility of noisy communications or concealed cheating demands that the optimized algorithm incorporates a defense mechanism that appears in the assignment of a level of distrust to other members of the group. The entropic dynamics for NN architectures (EDNNA) analysis provides a general method to obtain such optimized learning algorithm. It could also result of an evolutionary process, similar to that shown in [18]. Once a two agent interaction is defined by the exchange and learning of issues with these rich algorithms, we construct a society. The reader should not be induced to think that we have obtained *the* Bayesian algorithm. There is no such thing. There are Bayesian algorithms conditioned on some informational context. Failure to understand this has lead

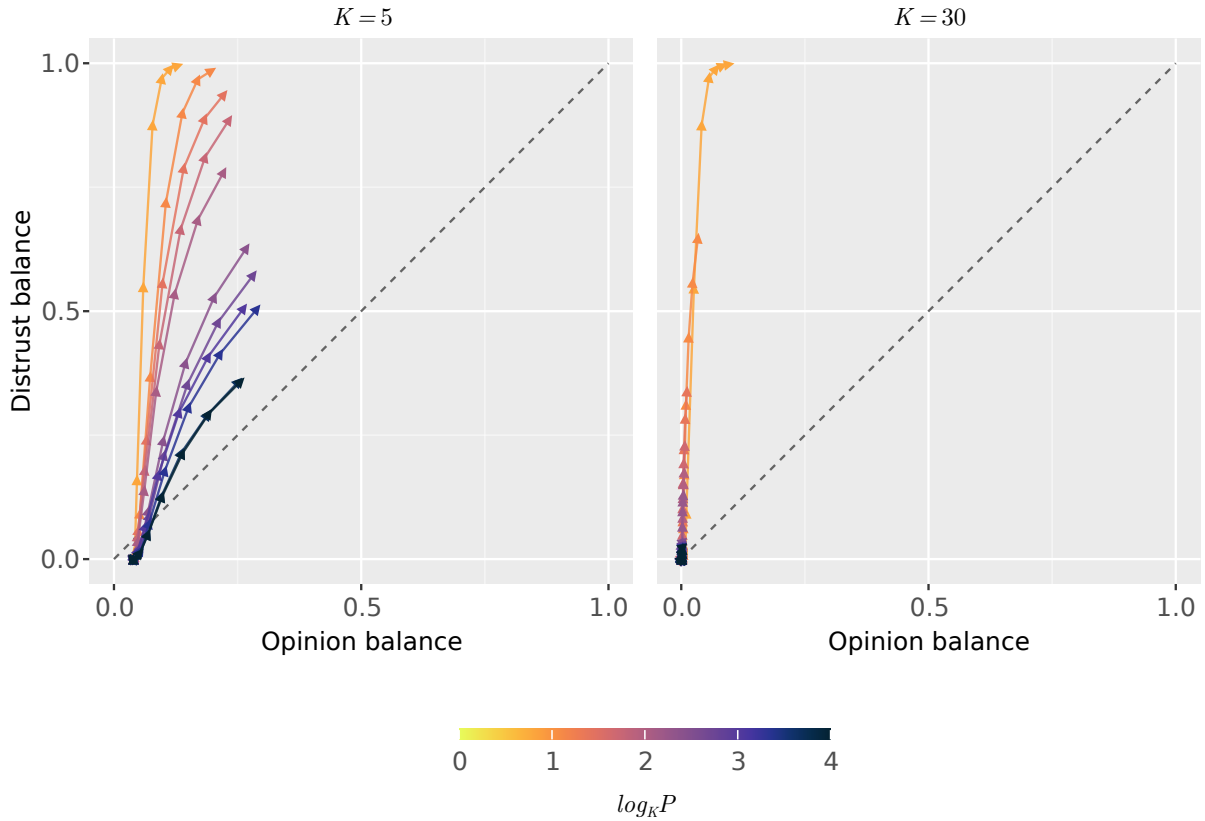


FIG. 7. Time flow of B_A versus B_I for different sizes of the agenda. Same data as in figure 6. Simple covariance case $\mathbf{C} = c\mathbf{I}$. For these simpler agents glassy behavior persists longer and affinity polarization sets in before ideological polarization.

to claims that humans' lack of rationality can't be modeled by Bayesian methods [42], but the problem in modeling humans is not that information theory does not apply but that the informational structure is poorly determined in the model. A simpler covariance (multiple of the identity) model, such as in figure 7 leads to algorithms just as Bayesian, but under a
 355 different set of constraints.

The society of N agents has, as expected, a great variety of possible behaviors. The interesting result we report is that if the agenda is simple opposing parties can form around polarized affinities which proceed and push on a slower time scale to shared ideologies. However as it grows in complexity (larger P) the time to anneal down frustration grows and unbalanced societies have an effective spin-glass regime in finite times that might be
 360

much larger than the life of an agent, and thus seems to evolve in the presence of quenched disorder. Now, the ideological sector anneals first, driving the slower affinity polarization. The reduction of times to polarize that accompanies the reduction of the agenda is in accordance with examples discussed in [43] where rapid partisan polarization is not accompanied
365 by rapid changes in positions on economic policy issues. But this doesn't happen for the simpler scale covariance agents. Affinity polarization sets in first and ideological polarization comes later at a much slower scale.

Agents with information processing capabilities permit a general framework useful in different situations. Questionnaires are a central method to gather information in the hu-
370 manities and these NN agents can include such scenarios [21]. The different sectors are natural from an information processing formulation, lead to different frustrations and polarizations which are compatible with those observed in political science and permit sorting conditions when affective polarization leads ideological polarization [35]. We have used mistrust as a portmanteau for several associated concepts [44] [45], since their nuances are
375 beyond our capacity. The NN we use are certainly simple and limited, despite the rich learning algorithms they use. The EDNNA formalism applies to any architecture, however it becomes intractable fast with architecture complexity. This of course is just an obvious reminder that care should be taken in building metaphors that map simple ideas in societies of NN to human societies.

Acknowledgment: We thank A. Caticha, O. Kinouchi, R. Vicente, M. Copelli, JP
380 Neirrotti for discussions. FA received financial support from a Conselho Nacional de Desenvolvimento Científico e Tecnológico (CNPq) PhD fellowship. This work received partial support from CNAIPS-NAP USP.

-
- [1] L. Mastroeni, P. Vellucci, and M. Naldi, Agent-based models for opinion formation: A bibli-
385 ographic survey, *IEEE Access* **7**, 58836 (2019).
 - [2] R. Axelrod, The Dissemination of Culture: A Model with Local Convergence and Global Polarization, *J. Conflict Resolut.* **41**, 203 (1997).
 - [3] S. Galam, Sociophysics: a review of galam models, *International Journal of Modern Physics C* **19**, 409 (2008).

- 390 [4] C. Castellano, S. Fortunato, and V. Loreto, Statistical physics of social dynamics, *Reviews of modern physics* **81**, 591 (2009).
- [5] G. Deffuant, D. Neau, F. Amblard, and G. Weisbuch, Mixing beliefs among interacting agents, *Adv. Complex Syst.* **3**, 87 (2000).
- [6] A. C. R. Martins, Bayesian updating rules in continuous opinion dynamics models, *Journal of Statistical Mechanics: Theory and Experiment* **2009**, P02017 (2009).
- 395 [7] W. Jager, Enhancing the realism of simulation (eros): On implementing and developing psychological theory in social simulation, *Journal of Artificial Societies and Social Simulation* **20**, 14 (2017).
- [8] N. Caticha, Entropic dynamics in neural networks, the renormalization group and the hamilton-jacobi-bellman equation, *Entropy* **22** (2020).
- 400 [9] J. Jost, C. Federico, and J. Napier, Political ideology: its structure, functions, and elective affinities., *Annual review of psychology* **60**, 307 (2009).
- [10] R. Metzler, W. Kinzel, and I. Kanter, Interacting neural networks, *Physical Review E* **62**, 2555 (2000).
- 405 [11] R. A. Rescorla and A. R. Wagner, A theory of pavlovian conditioning: Variations in the effectiveness of reinforcement and nonreinforcement, in *Classical Conditioning II:: Current Research and Theory*, edited by P. W. Black AH (New York: Appleton Century Crofts, 1972) pp. 64–99.
- [12] O. Kinouchi and N. Caticha, Optimal generalization in perceptrons, *Journal of Physics A* **25**, 6243 (1992).
- 410 [13] M. Copelli and N. Caticha, On-line learning in the committee machine, *Journal of Physycs A* **28**, 1615 (1995).
- [14] M. Opper, On-line versus off-line learning from random examples: General results, *Physical Review Letters* **77**, 4671 (1996).
- 415 [15] N. Caticha and O. Kinouchi, Time ordering in the evolution of information processing and modulation systems, *Philosophical Magazine B* **77**, 1565 (1998).
- [16] M. Opper and O. Winther, A bayesian approach to on-line learning, in *On-line learning in neural networks*, Publications of the Newton Institute, edited by D. Saad (Cambridge University Press, United Kingdom, 1999) pp. 363–378, copyright of Cambridge University Press Available on Google Books.
- 420

- [17] S. Solla and O. Winther, Optimal perceptron learning: an online bayesian approach, in *On-Line Learning in Neural Networks. Combridge* (University Press, 1998).
- [18] J. P. Neirotti and N. Caticha, Dynamics of the evolution of learning algorithms by selection, *Phys. Rev. E* **67**, 041912 (2003).
- 425 [19] N. Caticha and J. P. Neirotti, The evolution of learning systems: to bayes or not to be, AIP Conference Proceedings **872** (2006).
- [20] R. Vicente, A. C. R. Martins, and N. Caticha, Opinion dynamics of learning agents: does seeking consensus lead to disagreement?, *Journal of Statistical Mechanics: Theory and Experiment* **2009**, P03015 (2009).
- 430 [21] N. Caticha and R. Vicente, Agent-based social psychology: from neurocognitive processes to social data, *Advances in Complex Systems* **14**, 711 (2011).
- [22] N. Caticha, J. Cesar, and R. Vicente, For whom will the Bayesian agents vote?, *Frontiers in Physics* **3**, 10.3389/fphy.2015.00025 (2015).
- [23] F. Alves and N. Caticha, Sympatric multiculturalism in opinion models, in *Bayesian Inference and Maximum Entropy Methods in Science and Engineering 35*, Vol. 1757 (AIP Publishing LLC, 2016) p. 060005.
- 435 [24] N. Caticha and F. Alves, Trust, law and ideology in a neural network agent model of the US-Appellate Courts, ESANN 2019 - Proceedings 27th European Symposium on Artificial Neural Networks, Computational Intelligence and Machine Learning (2019).
- 440 [25] J. P. Neirotti, Anisotropic opinion dynamics, *Physical Review E* **94**, 012309 (2016).
- [26] J. P. Neirotti, Consensus formation times in anisotropic societies, *Phys. Rev. E* **95**, 062305 (2017).
- [27] R. Dunbar, Neocortex size as a constraint on group size in primates, *Journal of Human Evolution* **20**, 469 (1992).
- 445 [28] M. Biehl, P. Riegler, and M. Stechert, Learning from noisy data: an exactly solvable model, *Physical Review E* **52**, R4624 (1995).
- [29] M. Copelli, R. Eichhorn, O. Kinouchi, M. Biehl, R. Simonetti, P. Riegler, and N. Caticha, Noise robustness in multilayer neural networks, *Europhysics Letters* **37**, 427 (1997).
- [30] R. Simonetti and N. Caticha, On-line learning in parity machines, *J. Phys. A: Math. Gen.* **29**, 4859–4867 (1996).
- 450 [31] Y. Kabashima, Perfect loss of generalization due to noise in $k=2$ parity machines, *J. Phys. A:*

Math. Ge **27**, 1917 (1994).

[32] G. J. Mitchison and R. M. Durbin, Bounds on the learning capacity of some multi-layer networks, *Biol. Cybern* **60**, 345 (1989).

455 [33] A. Lincoln, *Speech in U. S. House of Representatives on the Presidential Question, Collected works Vol 1. The Abraham Lincoln Association, Springfield, Illinois*, edited by e. R. P. Basler (New Brunswick, N.J: Rutgers University Press, 1953).

[34] S. Klar, Y. Krupnikov, and J. B. Ryan, Affective Polarization or Partisan Disdain?: Untangling a Dislike for the Opposing Party from a Dislike of Partisanship, *Public Opinion Quarterly* **82**,
460 379 (2018).

[35] S. Iyengar, Y. Lelkes, M. Levendusky, N. Malhotra, and S. J. Westwood, The origins and consequences of affective polarization in the united states, *Annual Review of Political Science* **22**, 129 (2019).

[36] P. W. Anderson, *Amorphous Magnetism II*, edited by R. Levy and R. Hasegawa (Plenum
465 Press, New York, 1977) pp. 1 – 26.

[37] G. Toulouse, Theory of the frustration effect in spin glasses : I, *Communications on Physics* **2**, 115 (1977).

[38] D. Cartwright and F. Harari, Structural balance: a generalization of heider’s theory, *The Psychological Review* **63** (1956).

470 [39] O. Kinouchi and N. Caticha, Lower bounds for generalization with drifting rules, *Journal of Physics A* **26**, 6161 (1993).

[40] K. Keizer, S. Lindenberg, and L. Steg, The reversal effect of prohibition signs, *Group Processes & Intergroup Relations* **14**, 681 (2011).

[41] F. Heider, *The Psychology of Interpersonal Relations* (J. Wiley and Sons, New York, 1958).

475 [42] E. Frederick and D. Danks, Confirmation in the cognitive sciences: The problematic case of bayesian models, *Minds and Machines* **21**, 389 (2011).

[43] M. P. Fiorina and S. J. Abrams, Political polarization in the american public, *Annual Review of Political Science* **11**, 563 (2008).

[44] T. Yamagishi, *Trust: The Evolutionary Game of Mind and Society* (Springer, 2011).

480 [45] E. Shockley, T. Neal, L. PytlikZillig, and B. B. (Eds.), *Interdisciplinary Perspectives on Trust Towards Theoretical and Methodological Integration* (Springer, 2016).