

Zero-Error Feedback Capacity of Finite-State Additive Noise Channels for Stabilization of Linear Systems

Amir Saberi, Farhad Farokhi and Girish N. Nair

Abstract—It is known that for a discrete channel with correlated additive noise, the ordinary capacity with or without feedback is equal $\log q - \mathcal{H}_{ch}$, where \mathcal{H}_{ch} is the entropy rate of the noise process and q is the alphabet size. In this paper, for a class of finite-state additive noise channels, it is shown that the zero-error feedback capacity is either zero or $C_{0f} = \log q - h_{ch}$, where h_{ch} is the *topological entropy* of the noise process. A topological condition is given to determine when the zero-error capacity with or without feedback is zero. We explicitly compute C_{0f} for several examples, including channels with isolated errors and a Gilbert-Elliott channel.

Furthermore, the zero-error feedback capacity of a general channel model is revisited and *uniform zero-error feedback codes* are introduced. It is revealed that there is a close connection between zero-error communication and control of linear systems with bounded disturbances. A tight condition for stabilization of unstable linear systems over general channels with memory is obtained, assuming no state information at either end of the channel. It is shown that C_{0f} is the figure of merit for determining when bounded stabilization is possible. This leads to a “small-entropy theorem”, stating that stabilization over finite-state additive noise channels can be achieved if the sum of the topological entropies of the linear system and the channel is smaller than $\log q$.

I. INTRODUCTION

The *zero-error capacity* C_0 is defined as the maximum block coding rate yielding exactly zero decoding errors at the receiver. Although this concept was introduced by Shannon over 60 years ago [2], a general formula for it is still missing, even for memoryless channels (see [3] for a detailed survey). However, Shannon derived a single-letter formula for the *zero-error feedback capacity* C_{0f} of a discrete memoryless channel (DMC) with noiseless feedback. In recent years, there has been some progress towards determining C_{0f} for channels with an internal state. In [4], a dynamic programming formulation for computing C_{0f} was introduced for a *finite-state channel* modelled as a Markov decision process assuming that state information is available at both encoder and decoder. In [5], Gel’fand-Pinsker channels having i.i.d. internal states are studied, and single-letter formula for C_{0f} are derived assuming that the states are known at the transmitter. However, the problem is still open when there is memory in the state process

with no state information at the encoder or decoder. This may be the case, for instance, if the channel is being used for controlling an unstable system in real-time, where there may not be enough time to obtain reliable estimates of the channel state in between channel uses.

Indeed, the impact of channel capacity on state estimation and control has been a major topic of research in the control and information theory literature for the last two decades. One of the fundamental problems in this field is to find conditions such that remote state estimation or control is feasible over a given channel; see, e.g., [6]–[8]. In other words, for the estimation problem, the receiver should reconstruct the current state of the remote system in real-time, and for the control problem, it should calculate a control input sequence to stabilize the system. Major studies have considered control problems over noiseless communication channels; see, e.g., [9]–[11]. In this case, the “data rate theorem” states that state estimation or control over a memoryless channel is feasible if and only if the average channel bit-rate is larger than the *topological entropy* of the linear system. This holds with or without plant disturbances and under different notions of stability or convergence, such as r -th moment, uniformly or almost-surely [10]–[14]. The topological entropy measures the asymptotic growth rate of uncertainty in a dynamical system and was first introduced by Adler *et al.* [15]. For linear systems with dynamical matrix A , it reduces to the sum of the logarithms of the unstable eigenvalues of A . In recent years, further connections between the topological entropy of dynamical systems and information theory have been unveiled, see, e.g., [16], [17]. Recent work has also considered plants with randomly varying dynamical parameters in addition to additive noise [18].

Extensions of the data rate theorem to noisy communication channels are considered for discrete channels in [7], [19]–[22] and for Gaussian channels in [6], [23]. Depending on the stability notion being considered, the data-rate in the theorem is replaced with either the ordinary capacity [19], [21], the *anytime capacity* [20], or the zero-error capacities with and without feedback [7], [22], [24]. Tight results on control performance have also been obtained in a mean-square setting [25].

When estimating states of a linear system over a noisy DMC, for achieving estimation errors that are almost-surely *uniformly bounded*, it is known that C_0 of the channel has to be larger than the topological entropy of the linear system [7], [24]. Furthermore, for achieving bounded states that are

The authors are with the Department of Electrical and Electronic Engineering, The University of Melbourne, VIC 3010, Australia (e-mails: asaberi@student.unimelb.edu.au, {ffarokhi, gnair}@unimelb.edu.au). This work was supported by the Australian Research Council via Future Fellowship grant FT140100527. This paper was presented in part at the 2020 IEEE International Symposium on Information Theory [1].

Preprint submitted to IEEE Transactions on Information Theory.

almost-surely uniformly bounded, the border for stability is the zero-error feedback capacity C_{0f} of such channels [7], [8], [24]. In [22], a nonstochastic framework is proposed and used to show that for the estimation problem over memoryless channels, C_0 is still the figure of merit for achieving uniformly bounded estimation errors, having no stochastic assumptions on the uncertainties.

Despite the extensive literature above, few studies have considered these problems over channels with memory. The notable exceptions are the study of mean-square stabilization over a moving average Gaussian channel in [26] and over an autoregressive Gaussian channel in [27]. This paper intends to fill this gap by revealing tight conditions for uniformly bounded stabilization over channels with memory.

Shannon showed that the stochastic structure of a DMC is not needed to obtain its zero-error capacity (with or without feedback), and it is enough to know the possible set of outputs for each channel input letter. This suits settings where the channel noise distributions are not available or where the noise is not random. In such situations, worst-case analysis is more relevant [28]–[32], which is equivalent to the presence of an *omniscient* adversary who knows the transmitted codeword a priori and can input malicious noise to the channel [31]. Here, we use the *uncertain variable* framework introduced in [22] for studying the zero-error capacity. This allows us to work with ranges of the variables in the problem rather than their probability distributions. This approach has shown to be useful in several setups, e.g., see [33], [34]. However, the results readily apply to the channels with known stochastic information.

A. Our contribution

In the first part of this paper, *causal* channels and their zero-error capacities are considered. The concept of a *uniform zero-error feedback code* is introduced, extending the classic definition of a *zero-error feedback code*. We show that for a finite-state channel both definitions are equivalent (Proposition 1). These concepts are utilized in the subsequent sections, in particular, when studying the stabilization of linear systems over such channels.

Next, we consider q -ary channels with additive noise generated by a *finite-state machine*. We prove that when $C_0 \neq 0$,

$$C_{0f} = \log q - h_{ch}, \quad (1)$$

where h_{ch} is the topological entropy of the channel noise (Theorem 2). Topological entropy is borrowed from the symbolic dynamics literature for discrete systems and is defined as the asymptotic growth rate of the number of possible state sequences in a finite-state machine [35]. This result is a zero-error analogue of the formula $C_f = \log q - \mathcal{H}_{ch}$ [36] for the ordinary feedback capacity of stochastic additive noise channels with Shannon entropy rate \mathcal{H}_{ch} . In previous work on state estimation, we have shown that $\log q - h_{ch}$ upper bounds C_{0f} [37]. Here we show that this upper bound

is, in fact, achievable.¹ Unlike [4], [5], we do not assume that channel state information is available at the encoder or decoder. Examples, including a Gilbert-Elliott channel, are considered for which the explicit value of C_{0f} is computed.

We then turn our focus on studying the uniformly bounded stabilizability of a linear time-invariant (LTI) system over causal channels (introduced in Section II). We show that to achieve stability, it is necessary that C_{0f} of the channel is strictly larger than the topological entropy h_{lin} of the LTI system (Theorem 4), i.e.,

$$C_{0f} \geq h_{lin}. \quad (2)$$

If this condition does not hold, then there is no encoder-controller pair that can stabilize the system. This result holds even if there is no explicit feedback from the channel output back to the encoder, apart from through the linear system. This is a significant generalization of the stabilizability result of [24], which is restricted to discrete memoryless channels. Therefore, settling the conjecture in [38], not only for memoryless channels but also for channels with memory. The achievability argument adapts the approach of [7]. However, we do not need to use their random coding technique. This result is also analogous to our previous work on linear state estimation over channels with memory, [37], [39], where we showed that bounded estimation errors could be achieved iff $C_0 > h_{lin}$. However, the feedback interconnection here between the channel and the LTI system requires different proof techniques.

Finally, we return to finite-state additive noise channels. Combining the previous results, we show that a tight condition for uniformly bounded stabilizability via such channels is that

$$h_{lin} + h_{ch} \leq \log q. \quad (3)$$

In other words, closed-loop stabilization can be achieved if the sum of the topological entropies of the two interconnected systems is smaller than the number of bits transmittable per channel use. Moreover, if this condition does not hold, then no coding and control scheme can stabilize the system. Here, both continuous and discrete topological entropies appear in one equation.

The results presented in this paper go well beyond our preliminary work reported in [1] as well as our work on state estimation in [37], [39]. This paper includes new results on general causal channels and stabilization in addition to the proof of Theorem 1 and new properties discussed in Section III-B.

B. Paper organization

The rest of the paper is organized as follows. In Section II, causal channels are introduced in a nonstochastic framework,

¹For the sake of completeness, the proof of the C_{0f} converse is given in Appendix D.

and their properties are investigated. In Section III, the finite-state additive noise channel model and associated zero-error capacity results are presented. Moreover, some examples of finite-state additive noise channels, including a Gilbert-Elliott channel, are discussed in this section. In Section IV, a tight condition for having uniformly bounded estimation and stabilization over general communication channels with memory is obtained. In Section V, the condition for stabilizability over finite-state additive noise channels is presented. Finally, concluding remarks and future extensions are discussed in section VI.

C. Notation

Throughout the paper, calligraphic letters, such as \mathcal{X} , denote sets. The cardinality of set \mathcal{X} is denoted by $|\mathcal{X}|$. With a slight abuse of notation, we use the same notation to also denote absolute value of a scalar variable. The channel input alphabet size is q , logarithms are in base 2. Symbols \oplus and \ominus are modulo q addition and subtraction respectively. Random (or uncertain) variables are denoted by upper case letters, such as X , and their realizations are denoted by lower case letters, such as x . \mathbf{B}_l is an l -ball $\{v : \|v\| \leq l\}$ centred at origin with $\|\cdot\|$ denoting a norm on a finite-dimensional real vector space. The sequence $(x_i)_{i=m}^n$ is denoted by $x_{m:n}$ and $x_{t_0+[m:n]}$ denotes $(x_i)_{i=t_0+m}^{t_0+n}$. Further, if there is no ambiguity in time segment, it is denoted by a vector \mathbf{x} . Also, the semi-infinite sequence where $n = \infty$ is denoted by $x_{m:\infty}$.

II. CAUSAL CHANNELS AND ZERO-ERROR CAPACITIES

In this section, we use the *uncertain variable* framework introduced in [22] for studying the zero-error capacity. This allows us to work with ranges of the variables rather than their probability distributions. However, the results also apply to the channels with a known probabilistic model. First, the necessary definitions and tools are given, and then the concept of causality in channels and the zero-error capacity with and without feedback are defined. Next, the zero-error feedback capacity of the causal channel is revisited and uniform zero-error feedback codes are introduced, facilitating the connection of the zero-error communication with feedback to applications that require repetitive use of a code such as control systems. Such codes extend the classical zero-error feedback code concept to general causal channels. It is shown that these concepts are equivalent when applied to finite-state channels.

A. Definitions and formulations

Let Π be a sample space. An uncertain variable X is a mapping from Π to a set \mathcal{X} . Given other uncertain variable Y , the *marginal*, *joint* and *conditional ranges* are denoted

$$\llbracket X \rrbracket := \{X(\pi) : \pi \in \Pi\} \subseteq \mathcal{X}, \quad (4)$$

$$\llbracket X, Y \rrbracket := \{(X(\pi), Y(\pi)) : \pi \in \Pi\} \subseteq \llbracket X \rrbracket \times \llbracket Y \rrbracket, \quad (5)$$

$$\llbracket Y|x \rrbracket := \{Y(\pi) : X(\pi) = x, \pi \in \Pi\} \subseteq \llbracket Y \rrbracket. \quad (6)$$

Consider uncertain variables X , Y and Z . We say X and Y

are *mutually unrelated* if $\llbracket X, Y \rrbracket = \llbracket X \rrbracket \times \llbracket Y \rrbracket$, i.e., if the joint range is the Cartesian product of the marginal ranges.² This is equivalent to the conditional range property $\llbracket X|y \rrbracket = \llbracket X \rrbracket$, $\forall y \in \llbracket Y \rrbracket$ (cf. [22, Lem. 2.1]). Moreover, X , Y , and Z are said to form a *Markov uncertainty chain* if

$$\llbracket X|y, z \rrbracket = \llbracket X|y \rrbracket, \forall (y, z) \in \llbracket Y, Z \rrbracket. \quad (7)$$

Definition 1 (Zero-error code). A set $\mathcal{F} \in \mathcal{X}^n$ is a $(|\mathcal{F}|, n)$ zero-error code for a channel if no two distinct codewords $x_{1:n} \neq x'_{1:n} \in \mathcal{F}$ can result in the same channel output sequence, i.e., $\llbracket Y_{1:n}|x_{1:n} \rrbracket \cap \llbracket Y_{1:n}|x'_{1:n} \rrbracket = \emptyset$.

Remark 1. Consider the conditional range $\llbracket X_{1:n}|y_{1:n} \rrbracket$, which is the set of inputs that can produce output $y_{1:n}$. This is equivalent to the adjacent inputs for a given output for a discrete channel.³ Moreover, if two inputs are non-adjacent, i.e., $x_{1:n} \in \llbracket X_{1:n}|y_{1:n} \rrbracket$ and $x'_{1:n} \in \llbracket X_{1:n}|y'_{1:n} \rrbracket$ such that $\llbracket X_{1:n}|y_{1:n} \rrbracket \cap \llbracket X_{1:n}|y'_{1:n} \rrbracket = \emptyset$ then two inputs can be distinguished unambiguously at the decoder.

The zero-error capacity of a channel is defined as follows.

Definition 2 (Zero-error capacity). The zero-error capacity of a channel is

$$C_0 := \sup_{n \in \mathbb{N}, \mathcal{F} \in \mathcal{D}(n)} \frac{\log |\mathcal{F}|}{n}, \quad (8)$$

where $\mathcal{D}(n) \subseteq \mathcal{X}^n$ is the set of all zero-error codes of length n .

The zero-error feedback code is defined in the presence of noiseless feedback from the channel output. Hereafter, we require channels to be *causal*, i.e., the current output does not depend on the future values of the input [40].

Definition 3 (Causal channel). A causal channel is a mapping from input sequences $X_{1:\infty}$ and noise sequence $Z_{1:\infty}$ to an output sequence $Y_{1:\infty}$, where $X_i \in \mathcal{X}$, $Z_i \in \mathcal{Z}$ and $Y_i \in \mathcal{Y}$ such that the output at each time depends only on the past and current inputs as well as a noise sequence, i.e.,

$$Y_i = g_i(X_{1:i}, Z_{1:i}), i \in \mathbb{N}, \quad (9)$$

where Z_i is an uncertain variable, mutually unrelated to $(X_{1:i}, Z_{1:i-1})$.

We define a zero-error feedback code in the following by assuming that the input is a function of the message and past channel outputs.

Definition 4 (Uniform zero-error feedback code). For a causal channel with feedback, the input at each time is a function of the message and previous outputs, i.e.,

²In the context of random variables, this is analogous to the *support* of the joint distribution of X and Y equaling the Cartesian product of the marginal supports, without saying anything about whether the joint distribution itself factorizes.

³Two channel inputs x_1 and x_2 are adjacent if they can produce a same output y [2].

$$X_{t_0+i} = f_i(m, Y_{t_0+[1:i-1]}), i \in \{1, \dots, n\}, m \in \mathcal{M}, \quad (10)$$

where the transmission starts at time $t_0 + 1 \in \mathbb{N}$, and $n \in \mathbb{N}$ is the blocklength. Moreover, $f_i : \mathcal{M} \times \mathcal{Y}^{i-1} \rightarrow \mathcal{X}$ is the encoding function. The set of functions $\mathcal{F} = \{f_{1:n}(m, \cdot) | m \in \mathcal{M}\}$ is called a $(|\mathcal{M}|, n)$ uniform zero-error feedback code if for all starting times, no two distinct messages $m \neq m' \in \mathcal{M}$ result in the same channel output sequence, i.e.,

$$\llbracket Y_{t_0+[1:n]} | m \rrbracket \cap \llbracket Y_{t_0+[1:n]} | m' \rrbracket = \emptyset, \forall t_0 \in \mathbb{N} \cup \{0\}. \quad (11)$$

If this holds only for $t_0 = 0$, then, \mathcal{F} is a zero-error feedback code.

The uniform zero-error feedback code is more restrictive than well-known *zero-error feedback code* used in literature where the transmission always starts at time 1, i.e., $t_0 = 0$; see, e.g., [4], [5], [41]. However, this only implies that the encoding strategy does not change over time, and this condition is imposed to be able to use the zero-error feedback code starting from any time $t_0 + 1 \in \mathbb{N}$. This gives the code a *uniform* (or *time-invariance*) property, and yet the code must be able to convey the messages without error for the corresponding block. For the case where the channel is memoryless, any zero-error feedback code is uniform as the transmissions are unrelated. We also show that for finite-state channels, any zero-error feedback code is also uniform (Proposition 1).

Definition 5 (Zero-error feedback capacity). *The zero-error feedback capacity of a causal channel is*

$$C_{0f} := \sup_{n \in \mathbb{N}, \mathcal{F} \in \mathcal{F}(n)} \frac{\log |\mathcal{M}|}{n}, \quad (12)$$

where \mathcal{F} is chosen from the set $\mathcal{F}(n)$ of all uniform zero-error feedback codes of size n .

Lemma 1. *For a causal channel,*

$$C_{0f} = \lim_{n \rightarrow \infty} \sup_{\mathcal{F} \in \mathcal{F}(n)} \frac{\log |\mathcal{M}|}{n}. \quad (13)$$

Proof. Define $\text{con}(\mathcal{F}_1, \mathcal{F}_2)$ as the concatenation of two uniform zero-error feedback codes $\mathcal{F}_1 \in \mathcal{F}(n)$ and $\mathcal{F}_2 \in \mathcal{F}(r)$ with message sets \mathcal{M}_1 and \mathcal{M}_2 , respectively.⁴ The new coding, $\text{con}(\mathcal{F}_1, \mathcal{F}_2)$ is a $(|\mathcal{M}_1| \times |\mathcal{M}_2|, n+r)$ uniform zero-error feedback code since it yields distinguishable messages by the uniform property of each code.⁵ Let $a_k := \sup_{\mathcal{F} \in \mathcal{F}(k)} \log |\mathcal{M}|$, $k \in \mathbb{N}$. We have

⁴In other words, \mathcal{F}_1 and \mathcal{F}_2 are applied in succession forming a communication of $n+r$ channel uses.

⁵Note that by Definition 3, the last r transmissions in the channel does not affect the first n transmissions.

$$a_{n+r} = \sup_{\mathcal{F} \in \mathcal{F}(n+r)} \log |\mathcal{M}| \quad (14)$$

$$\stackrel{(a)}{\geq} \sup_{\text{con}(\mathcal{F}_1, \mathcal{F}_2) \in \mathcal{F}(n+r)} \log (|\mathcal{M}_1| \times |\mathcal{M}_2|) \quad (15)$$

$$= \sup_{\mathcal{F}_1 \in \mathcal{F}(n), \mathcal{F}_2 \in \mathcal{F}(r)} \log (|\mathcal{M}_1| \times |\mathcal{M}_2|) \quad (16)$$

$$= \sup_{\mathcal{F}_1 \in \mathcal{F}(n)} \log |\mathcal{M}_1| + \sup_{\mathcal{F}_2 \in \mathcal{F}(r)} \log |\mathcal{M}_2| \quad (17)$$

$$= a_n + a_r. \quad (18)$$

Here, (a) follows because we have restricted the uniform zero-error feedback code to a special structure of $\text{con}(\mathcal{F}_1, \mathcal{F}_2)$. This means that the channel is *superadditive* and because $a_k/k \leq \log |\mathcal{X}|$, by Fekete's lemma [42, Ch. 2.6],

$$\sup_{k \in \mathbb{N}} \frac{\log a_k}{k} = \lim_{k \rightarrow \infty} \frac{\log a_k}{k}. \quad (19)$$

Thus, it yields (13). \square

Lemma 2. *For a causal channel with $C_{0f} > 0$, and any $0 < \delta < C_{0f}$, there exists a uniform zero-error feedback code with rate $R = C_{0f} - \delta$ for a sufficiently large blocklength.*

Proof. By assumption, there is at least a uniform zero-error feedback code with a positive rate $R_0 \leq C_{0f}$ and blocklength n . It is reasonably easy to build a code with a smaller rate than R_0 . Furthermore, the proof for arbitrarily small δ follows from Lemma 1. \square

Definition 6 (Finite-state channels). *A discrete (time-invariant) finite-state channel has a finite set of states \mathcal{S} such that the current output Y_i and next state S_{i+1} only depend on current input and state, i.e., $\forall i \in \mathbb{N}$,*

$$S_{i+1} = \mathfrak{f}(S_i, X_i, \Phi_i), \quad (20)$$

$$Y_i = \mathfrak{h}(S_i, X_i, \Psi_i), \quad (21)$$

where $(\Phi_i, \Psi_i) \in \llbracket \Phi_i, \Psi_i \rrbracket = \mathcal{N}_s \times \mathcal{N}_o$ is mutually unrelated to $(\Psi_{1:i-1}, \Phi_{1:i-1}, X_{1:i}, S_1)$. Here, $\mathfrak{f} : \mathcal{S} \times \mathcal{X} \times \mathcal{N}_s \rightarrow \mathcal{S}$ and $\mathfrak{h} : \mathcal{S} \times \mathcal{X} \times \mathcal{N}_o \rightarrow \mathcal{Y}$ are the state update and the output mappings, respectively.⁶

Further assuming that the message m is unrelated to channel noises and initial state, i.e., $(\Psi_{1:i}, \Phi_{1:i}, S_1)$, the relationships (20)-(21) imply that

$$\llbracket S_{i+1} | x_{1:i}, s_{1:i}, y_{1:i-1}, m \rrbracket = \llbracket S_{i+1} | x_i, s_i \rrbracket = \llbracket \mathfrak{f}(s_i, x_i, \Phi_i) \rrbracket, \quad (22)$$

$$\llbracket Y_i | x_{1:i}, s_{1:i}, y_{1:i-1}, m \rrbracket = \llbracket Y_i | x_i, s_i \rrbracket = \llbracket \mathfrak{h}(s_i, x_i, \Psi_i) \rrbracket, \quad (23)$$

for admissible sequences of $x_{1:i}, s_{1:i}, y_{1:i-1}, m$.

Lemma 3. *Finite-state channels are causal.*

⁶Note that Φ_i and Ψ_i do not need to be mutually unrelated.

Proof. Let

$$\begin{aligned} S_{i+1} &= f(X_i, \dots, f(X_1, S_1, \Phi_1), \dots, \Phi_i) \\ &=: f^i(S_1, X_{1:i}, \Phi_{1:i}). \end{aligned} \quad (24)$$

By Definition 6,

$$Y_i = h(S_i, X_i, \Psi_i) \quad (25)$$

$$= h(f(X_{i-1}, S_{i-1}, \Phi_{i-1}), X_i, \Psi_i) \quad (26)$$

$$= h(f(X_{i-1}, \dots, f(X_1, S_1, \Phi_1), \dots, \Phi_{i-1}), X_i, \Psi_i) \quad (27)$$

$$= h(f^{i-1}(S_1, X_{1:i-1}, \Phi_{1:i-1}), X_i, \Psi_i) \quad (28)$$

$$=: \bar{g}_i(S_1, X_{1:i}, \Phi_{1:i-1}, \Psi_i) \quad (28)$$

$$=: g_i(X_{1:i}, Z_{1:i}), \quad (29)$$

where \bar{g}_i and g_i are defined based on the functional relationship of the arguments to the channel output Y_i , and $Z_1 := (S_1, \Phi_1, \Psi_1)$, $Z_i := (\Phi_i, \Psi_i)$, $i \geq 2$.⁷ By Definition 6, Z_i is mutually unrelated to $Z_{1:i-1}$. This shows that the output is only a function of past and current input and an unrelated noise which satisfies the condition in Definition 3. \square

In Definition 5, the uniform zero-error feedback code has this condition that the messages must be distinguishable for any starting time $t_0 + 1 \in \mathbb{N}$. In the following proposition, we show that any zero-error feedback code for finite-state channels is also uniform.

Proposition 1. *For finite-state channels with unknown initial state, any zero-error feedback code is also a uniform zero-error feedback code.*

Proof. See Appendix A. \square

III. FINITE-STATE ADDITIVE NOISE CHANNEL MODEL AND ZERO-ERROR CAPACITY RESULTS

In this section, the finite-state additive noise channel as a subclass of finite-state channels (Definition 6) is first defined. The main results for the zero-error capacity with(out) feedback are then given in Section III-A. Some additional properties for the finite-state additive noise channel are discussed in Section III-B followed with some examples in Section III-C.

We use a graph to describe the state evolution in the following notion.

Definition 7 (Finite-state machine). A finite-state machine is defined as directed graph $\mathcal{G} = (\mathcal{S}, \mathcal{E})$, where the vertex set $\mathcal{S} = \{0, 1, \dots, |\mathcal{S}| - 1\}$ denotes states of the machine, and the edge set $\mathcal{E} \subseteq \mathcal{S} \times \mathcal{S}$ denotes possible transitions between two states. Each edge takes a value $z \in \mathcal{Z}$ that corresponds to the output of the process. The possible edges outgoing from each state depend only on the current state and

$$S_{i+1} = f(S_i, \Phi_i), \quad i \in \mathbb{N},$$

⁷This also shows that the effect of history prior to time 1 is summarized in S_1 as it appears in Z_1 .

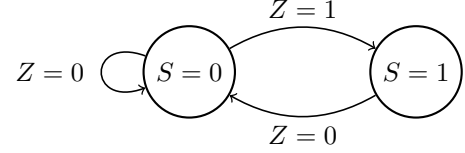


Fig. 1. State transition diagram of a noise process in a channel at which no two consecutive errors can happen in the channel.

where $\Phi_i \in \mathcal{N}_s$ is mutually unrelated to $(\Phi_{1:i-1}, S_1)$, and $f: \mathcal{S} \times \mathcal{N}_s \rightarrow \mathcal{S}$.

In other words, next state is mutually unrelated from past states given the current state, forming a Markov uncertainty chain, i.e.,

$$\llbracket S_{i+1} | s_{1:i} \rrbracket = \llbracket S_{i+1} | s_i \rrbracket, \quad i \in \mathbb{N}. \quad (30)$$

Remark 2. In a stochastic setting, processes described by a finite-state machine are topologically Markov [43, Ch.1], [35, Ch.2], which is weaker than the standard Markov property. In a topological Markov chain, the (probability 1) set of allowed next-states given past and present states depends only on the present state. However, the conditional probability of the next state may depend on past as well as present states, violating the stochastic Markov property. An example of such a system is studied in Example 4 in III-C.

In this section, the following channel is studied.

Definition 8 (Finite-state additive noise channels). A discrete channel with common input, noise and output q -ary alphabet \mathcal{X} is called finite-state additive noise if its output at time $i \in \mathbb{N}$ is obtained by

$$Y_i = X_i \oplus Z_i, \quad (31)$$

where the correlated additive noise Z_i is governed by a state process (S_i) on a finite-state machine such that each outgoing edge from a state s_i corresponds to different values z_i of the noise. Thus, there are at most q outgoing edges from each state. We assume the state transition diagram of the channel is strongly connected and that $Z_i = h(S_i, \Phi_i)$ where $\Phi_i \in \mathcal{N}_s$ is mutually unrelated to $(\Phi_{1:i-1}, S_1)$, and $h: \mathcal{S} \times \mathcal{N}_s \rightarrow \mathcal{S}$. In other words, $\llbracket Z_i | s_{1:i}, x_{1:i} \rrbracket = \llbracket Z_i | s_i \rrbracket$.⁸

Figure 1 shows a noise process which defines a channel that no two consecutive errors can happen. For example, the transition at time i from state $S_i = 0$ to itself corresponds to $Z_i = 0$. Moreover, $Z_i = 1$ leads to the transition ending in state $S_{i+1} = 1$ (state at next time step). Note that, in $S_i = 2$, the noise can only take $Z_i = 0$ and transits to $S_{i+1} = 0$.

⁸Here, because each outgoing edge from any state on \mathcal{G} corresponds to different noise values, there is a one-to-one correspondence between state and noise sequences, and therefore, Φ_i is also shared between state updates and noise output mappings.

Definition 9 (Coupled graph). *The coupled graph of a finite-state machine (with labeled graph \mathcal{G}) is defined as a labeled directed graph⁹ $\mathcal{G}_c = \mathcal{G} \times \mathcal{G}$, such that it has vertex set $\mathcal{V} = \mathcal{S} \times \mathcal{S}$ and has an edge from node $u = (i, j) \in \mathcal{V}$ to $v = (k, m) \in \mathcal{V}$ if and only if there are edges from $S = i$ to $S = k$ (with a label value E_{ik}) and from $S = j$ to $S = m$ (with a label value E_{jm}) in \mathcal{G} , each edge has a label equal to $E_{ik} \ominus E_{jm}$.*

The coupled graph of the finite-state machine in Fig. 1 is demonstrated in Fig. 2.

Before presenting the main results of this section, we give some preliminaries from symbolic dynamics. In symbolic dynamics, topological entropy is defined as the asymptotic growth rate of the number of possible state sequences. Define the state transition matrix $\mathcal{A} \in \{0, 1\}^{|\mathcal{S}| \times |\mathcal{S}|}$ such that the (s, s') th entry $\mathcal{A}_{s, s'}$ equals 1 if the state of the channel can transition from s to s' , and equals 0 otherwise. For a finite-state machine with an irreducible transition matrix \mathcal{A} , the topological entropy h is known to coincide with $\log \lambda$, where λ is the Perron value of \mathcal{A} [35].¹⁰ This is essentially due to the fact that the number of the paths from state $S = i$ to $S = j$ in n steps is the $(i + 1, j + 1)$ -th element of \mathcal{A}^n , which grows at the rate of λ^n for large n .

A. Zero-error capacities of finite-state additive noise channels

Now, we give a topological condition on when zero-error capacity is zero, with or without feedback.

Theorem 1. *The zero-error capacity with(out) feedback C_{0f} (resp. C_0) of a finite-state additive noise channel (Definition 8) having finite-state machine (Definition 7) graph $\mathcal{G} = (\mathcal{S}, \mathcal{E})$ is zero, if and only if $\forall d_{1:n} \in \mathcal{X}^n, n \in \mathbb{N}$, there exists a walk on the coupled graph (Definition 9) of \mathcal{G} with the label sequence $d_{1:n}$.*

Proof. See Appendix B. \square

Corollary 1. *For finite-state additive noise channels $C_0 = 0$ if and only if $C_{0f} = 0$.*

The following lemma relates the channel output size to the topological entropy of the channel, i.e., $h_{ch} = \log \lambda$.

Lemma 4. *For a finite-state additive noise channel with irreducible adjacency matrix, there exist positive constants α and β such that, for any input sequence $x_{1:n} \in \mathcal{X}^n$, the number of all possible outputs*

$$\alpha \lambda^n \leq |\mathcal{Y}(s_1, x_{1:n})| = |\mathcal{Z}(s_1, n)| \leq \beta \lambda^n, \quad (32)$$

where λ is the Perron value of the adjacency matrix. Moreover, $\mathcal{Y}(s_1, x_{1:n})$ and $\mathcal{Z}(s_1, n)$ are the possible output and noise values for a given initial state s_1 and input sequence $x_{1:n}$.

Proof. See Appendix C. \square

⁹This product is called *tensor product*, or the *Kronecker product* [44, Ch. 4].

¹⁰The unique largest real eigenvalue of an irreducible, square, and non-negative matrix is called the Perron value [35].

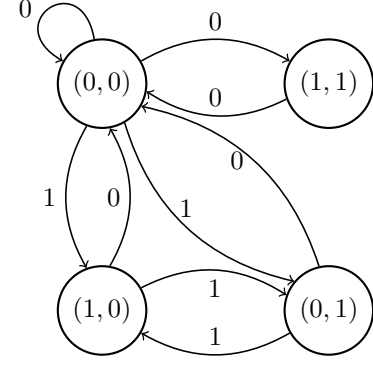


Fig. 2. Coupled graph of the noise process in Fig. 1.

We now relate the zero-error capacities of the channel to the noise process topological entropy.

Theorem 2. *The zero-error feedback capacity of the finite-state additive noise channel (Definition 8) with topological entropy h_{ch} of the noise process where no state information is available at the transmitter and decoder is either zero or*

$$C_{0f} = \log q - h_{ch}. \quad (33)$$

Moreover, in [37], we have shown that the zero-error capacity (without feedback) is lower bounded by

$$C_0 \geq \log q - 2h_{ch}. \quad (34)$$

Proof. In the following, we show the achievability of (33). The converse for (33) is shown in Appendix D.

The conditions on when $C_{0f} = 0$ is given in Theorem 1. Here, we consider $C_{0f} > 0$.

A coding method is proposed that achieves (33). Consider a code of length n such that the first $k (< n)$ symbols are the data to be transmitted, and the rest of $n - k$ symbols serve as parity check symbols.

From Lemma 4, for an input of size k we have

$$|\mathcal{Y}(k)| = |\mathcal{Z}(k)| = |\cup_{s_1} \mathcal{Z}(s_1, k)| \quad (35)$$

possible output sequences, which is bounded as follows

$$\alpha \lambda^k \leq |\mathcal{Z}(s_1, k)| \leq |\mathcal{Y}(k)| \leq |\mathcal{S}| \beta \lambda^k. \quad (36)$$

The transmitter having the output sequence $y_{1:k-1}$, sends the receiver which output pattern (e.g., a message from $\{1, \dots, |\mathcal{Y}(k)|\}$) was received using the $n - k$ parity check symbols. In other words, since the output size and the noise

set are equal for given input, i.e., (97), using the parity check symbols the decoder is informed of the noise sequence for the first k symbols. Since for given noise sequence, (96) is bijective, the decoder obtains $x_{1:k}$.

Assume that the transmitter sends the parity check symbols with a rate slightly below the zero-error feedback capacity, i.e., $R = C_{0f} - \delta$, where $\delta > 0$ is arbitrarily small.¹¹ Therefore,

$$C_{0f} - \delta = \frac{\log |\mathcal{Y}(k)|}{n - k}. \quad (37)$$

Using the upper bound on size of the output in (36), we obtain

$$C_{0f} - \delta \leq \frac{\log (|\mathcal{S}| \beta \lambda^k)}{n - k}. \quad (38)$$

Rearranging the inequality gives

$$k \geq \frac{(C_{0f} - \delta)n - \log (|\mathcal{S}| \beta)}{(C_{0f} - \delta + \log \lambda)}. \quad (39)$$

Considering the fact that the total rate of coding is upper-bounded by C_{0f} , we have

$$C_{0f} \geq \frac{k}{n} \log q \quad (40)$$

$$\geq \frac{C_{0f} - \delta - \frac{\log (|\mathcal{S}| \beta)}{n}}{C_{0f} - \delta + \log \lambda} \log q. \quad (41)$$

Rearranging gives the following.

$$C_{0f} \geq \log q - \log \lambda - \delta \left(1 - \frac{1}{C_{0f}}\right) \log q - \frac{\log (|\mathcal{S}| \beta)}{nC_{0f}} \log q. \quad (42)$$

By choosing δ small and making n large, the last two terms disappear and this concludes the achievability proof. \square

Remark 3.

- The zero-error feedback capacity has a similar representation to the ordinary feedback capacity, i.e., $C_f = \log q - \mathcal{H}_{ch}$ in [36], but with the stochastic noise entropy rate \mathcal{H}_{ch} replaced with the topological entropy h_{ch} .
- The topological entropy can be viewed as the rate at which the noise dynamics generate uncertainty. Intuitively, this uncertainty cannot increase the channel capacity, which explains why it appears as a negative term

¹¹By Lemmas 2 and 3 such a code with rate $R = C_{0f} - \delta$ exists.

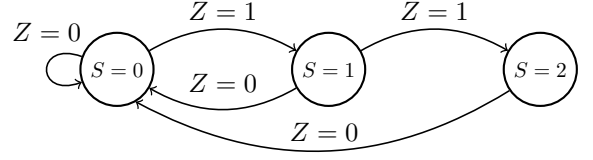


Fig. 3. A finite-state machine describing the transition of a noise process in a channel at which no more than two consecutive errors can happen.

on the right-hand side of (33) and (34). Moreover, the sum of zero-error feedback capacity and the topological entropy is always equal to $\log q$, meaning that if the noise uncertainty is increased, the feedback capacity decreases by the same amount.

- The result of (33) is an explicit closed-form solution, which is a notable departure from the iterative, dynamic programming solution in [4].
- The inequality in (34) implies that when $h_{ch} < \frac{1}{2} \log q$, $C_{0f} = \log q - h_{ch} > 0$.
- Following Definition 8, the channel states are not assumed to be Markov, just topologically Markov. Thus in the case of having a probabilistic structure, the transition probabilities in the finite-state machine can be time-varying or dependent on the previous states. In other words, as long as the graphical structure has not changed, the result is valid.

B. Some properties of finite-state additive noise channels

In what follows, some properties of finite-state additive noise channels including a condition on when $C_0 = 0$ and how to bound the zero-error capacities based on known cases are given.

Let $\mathcal{Z}(n)$ be the set of all possible noise sequences starting from any initial condition. Define

$$\mathcal{P}(n) := \{z_{1:n} \ominus z'_{1:n} | z_{1:n}, z'_{1:n} \in \mathcal{Z}(n)\}, \quad (43)$$

where $z_{1:n}, z'_{1:n} \in \mathcal{Z}(n)$. Now we give the following lemma.

Lemma 5. $C_0 = 0$ iff $\forall n \in \mathbb{N}$, $\mathcal{P}(n) = \mathcal{X}^n$.

Proof. See Appendix E. \square

Definition 10. Let $\mathcal{G}_A = (\mathcal{V}_A, \mathcal{E}_A)$ and $\mathcal{G}_B = (\mathcal{V}_B, \mathcal{E}_B)$. The graph \mathcal{G}_A is a subgraph of \mathcal{G}_B if both $\mathcal{V}_A \subseteq \mathcal{V}_B$ and $\mathcal{E}_A \subseteq \mathcal{E}_B$.

Lemma 6. Let $\varpi_A(n, v_0)$ be a walk (i.e., sequence of edge labels) on \mathcal{G}_A starting from vertex $v_0 \in \mathcal{V}_A$. If \mathcal{G}_A is a subgraph of \mathcal{G}_B then for any walk on \mathcal{G}_A there is a walk on \mathcal{G}_B such that $\varpi_A(n, v_0) = \varpi_B(n, v_0)$.

Proof. See Appendix F. \square

Proposition 2. Let \mathcal{G}_A and \mathcal{G}_B be graphs for noise processes of two finite-state additive noise channels A and B with zero-error capacities C_0^A and C_0^B , respectively. If \mathcal{G}_A is an induced subgraph of \mathcal{G}_B then $C_0^A \geq C_0^B$.

Proof. See Appendix G. \square

In the remainder of the section, a few examples of finite-state additive noise channels are discussed.

C. Finite-state additive noise channel examples

Here, we provide some examples to compute C_{0f} explicitly. Examples 1 and 2 consider channels with isolated and limited runs of errors. A memoryless channel is investigated in Example 3 and compared with Shannon's result. In Example 4, we consider a Gilbert-Elliott channel. Moreover, for Examples 1 and 2, we investigate the minimum value of ordinary feedback capacity C_f over the transition probabilities and observe how far is this natural upper bound from the zero-error feedback capacity.

Example 1. Consider the channel in Fig. 1 in which no two consecutive 1's can happen.

Proposition 3. The zero-error capacity with or without feedback of the channel in Fig. 1 with a binary alphabet ($q = 2$) is zero.

Proof. See Appendix H. \square

Whilst, if $q \geq 3$, it has nonzero zero-error capacities¹² and

$$C_{0f} = \log q - \log\left(\frac{1 + \sqrt{5}}{2}\right) \quad (44)$$

bit/use where $\frac{1+\sqrt{5}}{2}$ is known as the golden ratio.

Moreover, assuming Markovianity with the transition probability $P(S_{i+1} = 1|S_i = 0) = p$, using the result of [36] the ordinary feedback capacity is

$$C_f(p) = \log q - \frac{H(p)}{1+p}, \quad (45)$$

where $H(\cdot)$ is the binary entropy function. It turns out that $C_{0f} = \min_{p \in (0,1)} C_f(p)$.

Example 2. The example of Fig. 3 represents a channel with no more than two consecutive errors with adjacency matrix

$$\mathcal{A} = \begin{bmatrix} 1 & 1 & 0 \\ 1 & 0 & 1 \\ 1 & 0 & 0 \end{bmatrix}. \quad (46)$$

If $q = 2$, then $C_0 = C_{0f} = 0$. This follows from Propositions 2 and 3, as the graph in Fig. 1 is a subgraph of Fig. 3. Whereas, if $q = 3$, then $C_{0f} = 0.7058$.

If the channel states are Markov with transition probabilities $P(S_{i+1} = 1|S_i = 0) = p$ and $P(S_{i+1} = 2|S_i = 1) = r$, it can be shown that

$$\min_{p,r \in (0,1)} C_f(p,r) = 0.7935 > C_{0f}. \quad (47)$$

¹²A simple repetition code of length 2 is a zero-error code.

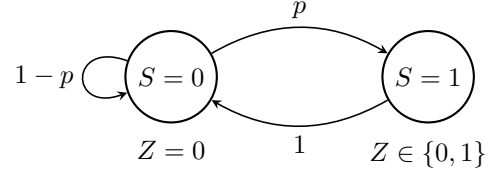


Fig. 4. Markov chain for channel states in Example 4.

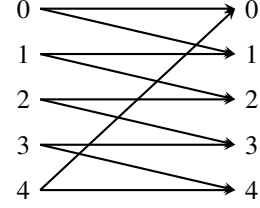


Fig. 5. Pentagon channel.

Example 3. Consider a q -ary memoryless additive noise channel such that each input $x_i \in \mathcal{X}$ can get mapped to $y_i = x_i \oplus z_i \in \mathcal{X}$, $z_i \in \mathcal{Z} \subseteq \mathcal{X}$, $\forall i \in \mathbb{N}$. We assume $|\mathcal{X}| > 2|\mathcal{Z}|$, hence, $C_{0f} > 0$. This channel is memoryless and a generalization of binary symmetric channel. At each time, the noise can take $|\mathcal{Z}|$ number of values. Thus, $h_{ch} = \log |\mathcal{Z}|$. From (33), we obtain

$$C_{0f} = \log \frac{|\mathcal{X}|}{|\mathcal{Z}|}. \quad (48)$$

Similarly, we can show that Shannon's formula in [2] gives the same result (see Appendix I). Lovász derived an upper bound for zero-error capacity in [45] by which, for this channel with $\mathcal{Z} = \{0, 1\}$ and odd $|\mathcal{X}|$, it yields the following bound.

$$C_0 \leq \log \frac{|\mathcal{X}|}{1 + 1/\cos(\pi/|\mathcal{X}|)}. \quad (49)$$

Therefore, for such channels, $C_{0f} > C_0$.

In what follows, we study an example of Gilbert-Elliott channel which is a finite-state channel with two states $\mathcal{S} = \{0, 1\}$, the state $S = 0$ corresponding to the “good” state and state $S = 1$, to the “bad” state [46], [47]. The channel has equal input and output alphabets and the probability law

$$P(y, s'|x, s) = P(y|x, s)P(s'|s), \quad (50)$$

where $P(s'|s)$ is the transition probability from state $s \in \mathcal{S}$ to state $s' \in \mathcal{S}$, and $P(y|x, s)$ is the conditional distribution of a DMC given current state s . Usually, the DMCs are considered to be binary symmetric channels such that the channel corresponding to the bad state has higher crossover probability than the DMC of the good state. Obviously, in this case, the overall channel has $C_0 = C_{0f} = 0$. To investigate a non-trivial case, a channel with alphabet size 5 is considered.

Example 4. Consider a Gilbert-Elliott channel with an input alphabet of size $q = 5$ and two states (Fig. 4). When the state $S_i = 0$ the channel is error-free, i.e., $P(Z_i \neq 0|S_i = 0) = 0$ and when state $S_i = 1$ it acts like a noisy type-writer channel (Fig. 5) which is also known as the Pentagon channel [2]. In this state, the probability of error for any input symbol is $P(Z_i = 1|S_i = 1) = r$ and thus the probability of error-free transmission is $P(Z_i = 0|S_i = 1) = 1 - r$. Figure 4 shows this channel's state transition diagram. However, this channel does not fit Definition 8, because outgoing edges are not associated with unique noise values. This reflects the fact that the noise process is a hidden Markov model, not a Markov chain, and the same state sequence can yield multiple noise sequences.

Nonetheless, in the following, we show an equivalent representation of this channel compatible with Definition 8. The resultant model (shown in Fig. 6) is a state machine that produces the same set of noise sequences, where the edges define the noise values in each transmission.

Note that if the channel is in state $S_i = 0$, the noise can only take value $Z_i = 0$, but in state $S_i = 1$, the noise $Z_i \in \{0, 1\}$, thus $Z_i \in \{0, 1\}$ at all times. In the sequel, we show that

$$P(Z_{i+1} = 1|Z_i = 1, z_{1:i-1}) = 0, \quad (51)$$

$$P(Z_{i+1} = 0|Z_i = 0, z_{1:i-1}) > 0, \quad (52)$$

$$P(Z_{i+1} = 1|Z_i = 0, z_{1:i-1}) > 0, \quad (53)$$

whenever the conditioning sequence of $Z_i = j, Z_{1:i-1} = z_{1:i-1}, j \in \{0, 1\}$ occurs with non-zero probability. Therefore, irrespective of past noises the state machine shown in Fig. 6 can produce all noise sequences that occur with nonzero probability. It should be stressed that this noise process may not be a stochastic Markov chain, however, it is a topological Markov chain [35, Ch.2]. First, note by inspection of Fig. 4 that the noise process has zero probability of taking value 1 twice in a row. Thus $P(Z_{i+1} = 1, Z_i = 1, z_{1:i-1}) = 0$. Using Bayes rule, it then follows that

$$P(Z_{i+1} = 1|Z_i = 1, z_{1:i-1}) = 0, \quad (54)$$

whenever $P(Z_i = 1, z_{1:i-1}) > 0$.

Next we show (52)-(53). Let $z_{1:i-1}$ be any past noise sequence such that $P(Z_i = 0, z_{1:i-1}) > 0$. Therefore, $\exists s_{1:i}$ such that

$$P(Z_i = 0, z_{1:i-1}, s_{1:i}) = P(Z_i = 0|s_i)P(z_{1:i-1}, s_{1:i}) > 0. \quad (55)$$

From Fig. 4, $P(Z_{i+1} = 0, Z_i = 0|s_i = j) > 0, j \in \{0, 1\}$. Thus

$$\begin{aligned} P(Z_{i+1} = 0, Z_i = 0, z_{1:i-1}, s_{1:i}) & \quad (56) \\ &= P(Z_{i+1} = 0, Z_i = 0|s_i)P(z_{1:i-1}, s_{1:i}) > 0, \end{aligned} \quad (57)$$

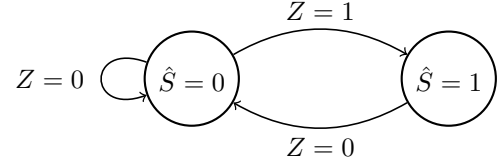


Fig. 6. State machine generating the noise sequence of Example 4.

since the second factor on the RHS is positive, by (55). Therefore, $P(Z_{i+1} = 1, Z_i = 0, z_{1:i-1}) > 0$, and (52) holds. Now, we show (53). If $S_i = 0$, it can be shown from Fig. 4 and the noise probabilities that

$$P(Z_{i+1} = 1, Z_i = 0|S_i = 0) = rp > 0. \quad (58)$$

Therefore,

$$\begin{aligned} P(Z_{i+1} = 1, Z_i = 0, z_{1:i-1}) & \quad (59) \\ &\geq P(Z_{i+1} = 1, Z_i = 0, z_{1:i-1}, S_i = 0, s_{1:i-1}) \end{aligned} \quad (60)$$

$$\begin{aligned} &= P(Z_{i+1} = 1, Z_i = 0|S_i = 0) \times \\ &\quad P(S_i = 0, z_{1:i-1}, s_{1:i-1}) \end{aligned} \quad (61)$$

$$= rp P(S_i = 0, z_{1:i-1}, s_{1:i-1}) \quad (62)$$

$$> 0. \quad (63)$$

Note from Fig. 4 that $P(S_i = 0|s_{i-1}) > 0$. Thus,

$$\begin{aligned} P(S_i = 0, z_{1:i-1}, s_{1:i-1}) &= P(S_i = 0|s_{i-1})P(z_{1:i-1}, s_{1:i-1}) \\ &> 0. \end{aligned} \quad (64)$$

Consequently, (51)-(53) hold yielding the state machine in Fig. 6. Note that, $\hat{S}_i = 0$ corresponds to $Z_i = 0$ and $\hat{S}_i = 1$, to $Z_i = 1$.

Now, we can use the results of Theorem 2, to obtain

$$C_0 \geq \log 5 - 2 \log \left(\frac{1 + \sqrt{5}}{2} \right), \quad (65)$$

$$C_{0f} = \log 5 - \log \left(\frac{1 + \sqrt{5}}{2} \right). \quad (66)$$

This shows that the zero-error feedback capacity of some channels with different structure than Definition 8, such as time-varying state transmissions (non-homogeneous Markov chains) and even transitions that depend on previous transmissions can be explicitly obtained.

Example 5. A binary (w, d) sliding-window channel, has at most d errors in each sliding window of length w [37]. We define the state as a binary word of length w , in which 0

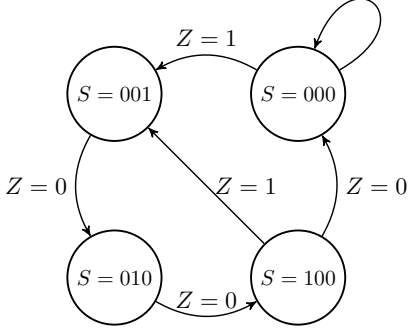


Fig. 7. State machine generating the noise sequence of a sample (3, 1) sliding-window channel (Example 5).

indicates no error and 1 label the erroneous symbol swaps that can occur. Therefore, there are $\sum_{k=0}^d \binom{w}{k}$ states for the noise process based on the position and number of errors. Equivalently, by writing the channel input-output relationship as $Y_i = X_i \oplus Z_i$, the current channel state is equivalent to $Z_{i-w}^{i-1} \in \mathbb{Z}_2^w$, with at most d nonzero entries. This is not the most compact state representation; however, for a given input sequence, it yields a one-to-one relationship between the state and output sequences. Using the results of Theorem 2, the zero-error feedback capacity of these types of channels can be derived. As an example consider a binary ($w = 3, d = 1$) sliding-window channel with noise state process shown in Fig. 7 has $C_{0f} = 0.449$. Note that in this case, the lower bound on the zero-error capacity gives a negative value -0.103 , which demonstrates its conservativeness.

IV. BOUNDED STABILIZATION OVER COMMUNICATION CHANNELS

In this section, we turn our attention to control problem over communication channels. Here we consider this problem over a general channel model with memory (Definition 3). In communications and networking, it is well understood that most practical channels exhibit memory. However, except for some limited works, this has been often ignored in control systems; see [7], [8] and references therein. In [19], it was shown that the Shannon capacity has to be larger than the topological entropy of the plant for almost surely asymptotically stabilization. This condition was shown to be loose for at least DMCs in [48], which led to establishing that the zero-error capacity of the DMC is the necessary and sufficient border of almost surely asymptotically stabilization in [24]. Inspired by this work, in [38], it is conjectured that for keeping the states of a linear system uniformly bounded over a DMC, the zero-error feedback capacity of the channel has to be larger than the topological entropy of the linear system. Here, we prove this claim not only for DMCs but also for channels with memory. We emphasize that our focus here is on discrete channels. However, the stabilization problem over some special cases of continuous alphabet channels have also studied, e.g., a moving average Gaussian channel is studied in [26].

In the sequel, a tight condition for state estimation of a linear system with uniformly bounded estimation errors over causal

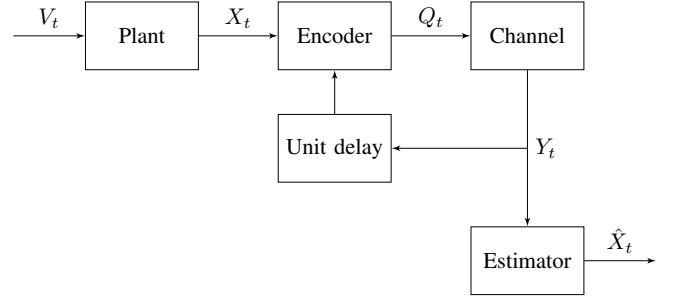


Fig. 8. State estimation via a communication channel with feedback.

channels (Definition 3) with unit-delay feedback is derived. The structure of this problem is shown in Fig. 8. The plant is a dynamic system and is affected by control input as well as process and measurement disturbances. The measured data are quantized and transmitted via the communication channel to the estimator, that wishes to reconstruct the states of the plant in real-time.

This result is utilized to derive conditions for uniformly bounded stabilization over such channels (without feedback). Figure 9 shows the structure of this problem where the controller generates control inputs at each time based on the received channel outputs to stabilize the plant.

Some preliminaries are first given from control systems.

A. Dynamical system and quantization

First, we give the following definition.

Definition 11 (Uniformly boundedness). *A sequence of uncertain variables $\{X_t(\pi) \in \mathbb{R}^m | \pi \in \Pi\}_{t \geq 1}$ is uniformly bounded if*

$$\sup_{t \geq 1, \pi \in \Pi} \|X_t\| = \sup_{t \geq 1} \sup_{\pi \in \Pi} \|X_t\| < \infty \quad (67)$$

with respect to some norm $\|\cdot\|$ in \mathbb{R}^m .

Consider a linear time-invariant (LTI) dynamical system

$$X_{t+1} = AX_t + BU_t + V_t \in \mathbb{R}^{n_x}, \quad (68)$$

where A and B are constant matrices, $X_t \in \mathbb{R}^{n_x}$, $U_t \in \mathbb{R}^{n_u}$, and the uncertain variable $V_t \in \mathbb{R}^{n_x}$ represent the process states, control input, and disturbance, respectively. Here, the goal is to keep the estimation error $(\hat{X}_t - X_t)$, uniformly bounded with \hat{X}_t denoting the state estimate based on the measurement sequence $Y_{1:t}$. The following assumptions are made:

- A1: There exist uniform bounds on the initial condition and the noise V_t , i.e., $\|X_1\| \leq D_x$ and $\|V_t\| \leq D$;
- A2: The initial state X_1 , the noise signal V_t , and the channel error patterns are *mutually unrelated*;
- A3: The zero-noise sequence $V_t = 0$ is valid;
- A4: A has one or more eigenvalues λ_i with magnitude greater than one.

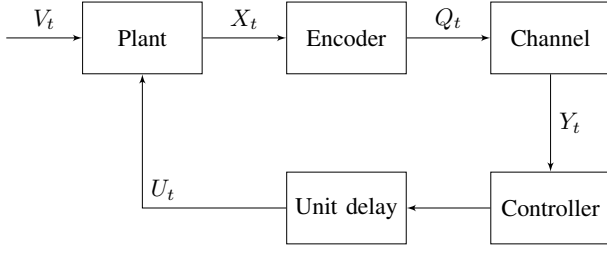


Fig. 9. Structure the stabilization problem via a communication channel.

The *topological entropy* of the system is given by

$$h_{lin} = \sum_{|\lambda_i| \geq 1} \log |\lambda_i|, \quad (69)$$

and can be viewed as the rate at which it generates uncertainty.

Definition 12 (Contraction quantizer). An M -level quantizer \mathcal{Q} in \mathbb{R}^{n_x} is a partition of the unit ball \mathbf{B}_1 with respect to some norm $\|\cdot\|$ in \mathbb{R}^{n_x} into M disjoint sets $\bar{Q}_1, \dots, \bar{Q}_M \subset \mathbb{R}^{n_x}$ each equipped with a point $\bar{q}_i \in \bar{Q}_i$ called the centroid of \bar{Q}_i . Such a quantizer associates any vector $x \in \bar{Q}_i$ with its quantized value \bar{q}_i . The quantizer \mathcal{Q} is said to be r -contracted ($r = 1, 2, \dots$) for the system (68) if

$$A^r(\bar{Q}_i - \bar{q}_i) \subset \rho_{\mathcal{Q}} \mathbf{B}_1, \quad \forall i = 1, \dots, M, \quad (70)$$

where $\rho_{\mathcal{Q}} \in (0, 1)$ is the contraction rate.

Note that the quantizer is linked to the system dynamics in (68) through matrix A . The following lemma relates the number of levels to matrix A in (68).

Lemma 7 ([7, Ch. 3]). For any r -contracted quantizer, the following inequality holds

$$M > |\det A|^r = 2^{r h_{lin}}. \quad (71)$$

Moreover, there exists an r -contracted quantizer such that

$$M \leq 2^{n_x-1} [\varpi(r)^{n_x} + 1] 2^{r h_{lin}}, \quad (72)$$

where $\varpi(r)$ is a polynomial function of r .

Remark 4. Lemma 7 shows that for a large r the number of levels for the coarsest r -contracted quantizer is roughly $M \approx 2^{r h_{lin}}$.

B. State estimation in presence of channel feedback

We have the following theorem.

Theorem 3 (Bounded estimation with feedback). Consider an LTI system (68) satisfying conditions A1–A4 and $U_t = 0, \forall t \in \mathbb{N}$. Assume that outputs are coded and estimated via a causal

channel (Definition 3) having errorless feedback from channel output to the encoder, with zero-error feedback capacity $C_{0f} > 0$. Then a coder-estimator yields uniformly bounded estimation errors for a nonempty ball $\mathbf{B}_l \subseteq \mathbb{R}^n$ of initial states exists if

$$C_{0f} \geq h_{lin}. \quad (73)$$

Conversely, if $C_{0f} < h_{lin}$, uniformly bounded estimation errors are impossible.

Proof. See Appendix J. \square

Remark 5.

- Theorem 3 states that uniformly reliable estimation is possible if and only if the zero-error feedback capacity of the channel exceeds the rate at which the system generates uncertainty.
- If A has no eigenvalue with magnitude larger than 1 as opposed to A4, then the right-hand side of (123) is zero and the inequality already holds for any positive capacity.

C. Stabilization

Theorem 4 (Bounded stabilization). For the LTI system (68) satisfying conditions A1–A4. Moreover, assume (A, B) is stabilizable, and outputs are coded via a causal channel (without feedback). The closed-loop system is uniformly bounded for a nonempty ball $\mathbf{B}_l \subseteq \mathbb{R}^{n_x}$ of initial states exists if the zero-error feedback capacity of the channel is strictly larger than the topological entropy of the LTI system, i.e.,

$$C_{0f} \geq h_{lin}. \quad (74)$$

If $C_{0f} < h_{lin}$, uniformly bounded states are impossible.

Proof. See Appendix K. \square

Remark 6.

- This theorem signifies that, in fact, the zero-error capacity with complete feedback defines the conditions for stability, whereas there is no explicit feedback from the channel's output to the encoder.
- This result holds for a general class of channel models with memory in which the noise patterns may not be just i.i.d. processes and are correlated.
- The proof is based on creating an implicit feedback loop using the control signal, hence, the appearance of C_{0f} rather than C_0 . If the communication channel were to incorporate noiseless feedback, the construction of the implicit feedback was not required, and the same result will follow. Therefore, having communication feedback does not improve the stability condition.

V. STABILIZATION OVER FINITE-STATE ADDITIVE NOISE CHANNELS

In what follows, by combining results of the previous section with the C_{0f} result in Section III, a tight condition is obtained for uniformly bounded stabilization problem via

finite-state additive noise channels, involving the topological entropies of the linear system and the channel.

Corollary 2 (Small-entropy theorem). *Consider an LTI system in (68) satisfying conditions A1–A4. Assume that (A, B) is stabilizable and the measurements are coded and transmitted via finite-state additive noise channel (Definition 8) with alphabet set size q and topological entropy h_{ch} . Then uniform stabilization can be achieved if*

$$h_{lin} + h_{ch} \leq \log q. \quad (75)$$

If $h_{lin} + \tau \log q > \log q$, uniformly bounded states are impossible.

Proof. This follows from Theorems 2 and 4. \square

Remark 7. The inequality in (75) involves the topological entropies of both the linear system and the channel. If their sum, which can be regarded as a total rate of uncertainty generation, is less than the worst-case rate at which symbols can be transported without error across the channel, then uniform stabilization is possible. This is similar to the well-known “small-gain theorem” in control, albeit for uncertainty rather than gain.

VI. CONCLUSION

We introduced a formula for computing the zero-error feedback capacity of a class of additive noise channels without state information at the decoder and encoder. This reveals a close connection between the topological entropy of the underlying noise process and zero-error communication. Moreover, a lower bound on zero-error capacity (without feedback) was given based on the topological entropy.

We showed that the tight condition for uniformly bounded stabilization over communication channels is that the zero-error feedback capacity is larger than the topological entropy of the plant. This result gives holds without having any statistical information about uncertainties.

Furthermore, combining two major results of this paper, i.e., the zero-error feedback capacity of the finite-state additive noise channel and bounded control condition, reveals a “small-entropy theorem” for stabilization over finite-state additive noise channel with alphabet size q which states that uniformly bounded stabilization is possible if and only if the sum of topological entropies of the plant and channel has to be smaller than $\log q$.

Future work includes extending these results to continuous alphabet channels and exploring the trade offs between performance and the channel capacity.

APPENDIX A PROOF OF PROPOSITION 1

We first show that under the encoding scheme in (10) and having $t_0 \in \mathbb{N} \cup \{0\}$, the possible output sequences in (21) from a subset of the possible outputs when $t_0 = 0$ given message $m \in \mathcal{M}$, i.e.,

$$\llbracket Y_{t_0+[1:n]} | m \rrbracket \subseteq \llbracket Y_{1:n} | m \rrbracket, \quad \forall t_0 \in \mathbb{N} \cup \{0\}. \quad (76)$$

We derive (76) by induction such that $\forall i \in \{1, \dots, n\}$,

$$\llbracket Y_{t_0+[1:i]} | m \rrbracket \subseteq \llbracket Y_{1:i} | m \rrbracket. \quad (77)$$

Base step: at $i = 1$ and $t_0 = 0$, all the states in \mathcal{S} are possible.¹³ By (10), $x_1 = f_1(m)$, hence,

$$\llbracket Y_1 | m \rrbracket = \llbracket Y_1 | m, x_1 \rrbracket = \bigcup_{s_1 \in \mathcal{S}} \llbracket Y_1 | x_1, s_1 \rrbracket. \quad (78)$$

The last equality in (78) follows from (23) as the output only depends on the current input and state. Similarly, starting at time $t_0 + 1 > 1$, by (10), $x_{t_0+1} = x_1 = f_1(m)$, and

$$\llbracket Y_{t_0+1} | m \rrbracket = \llbracket Y_{t_0+1} | m, x_{t_0+1} \rrbracket \quad (79)$$

$$= \bigcup_{s_{t_0+1} \in \mathcal{S}_{t_0+1}} \llbracket Y_{t_0+1} | x_1, s_{t_0+1} \rrbracket, \quad (80)$$

where $\mathcal{S}_{t_0+1} := \bigcup_{s_1 \in \mathcal{S}} \llbracket S_{t_0+1} | s_1 \rrbracket \subseteq \mathcal{S}$. The communication starts at time $t_0 + 1$ and the encoder and the decoder has no access to the previous transmissions. However, the set of possible states at time $t_0 + 1$ can be smaller. This depends on the mapping in (20) whose image may not include all the states in \mathcal{S} . For example if the mapping in (20) is not surjective, then there exists a particular state $s^* \in \mathcal{S}_1 = \mathcal{S}$ such that $s^* \notin \mathcal{S}_2$. This argument holds for the next updates of the state in (20).¹⁴ Therefore, $\mathcal{S}_{t_0+1} \subseteq \mathcal{S}_1 = \mathcal{S}$. From (78) and (80), we obtain

$$\llbracket Y_{t_0+1} | m \rrbracket \subseteq \llbracket Y_1 | m \rrbracket. \quad (81)$$

Inductive step: assume the following holds

$$\llbracket Y_{t_0+[1:i-1]} | m \rrbracket \subseteq \llbracket Y_{1:i-1} | m \rrbracket. \quad (82)$$

For any output sequences $\mathbf{y} \in \llbracket Y_{t_0+[1:i-1]} | m \rrbracket$, by (10), $\mathbf{x} = x_{t_0+[1:i]} = x_{1:i} = f_{1:i}(m, \mathbf{y})$. Since the finite-state channel in (20)-(21) is time-invariant starting from a state s and input $x_{1:i}$ same set of outputs can be produced at i starting from any time, i.e.,

$$\llbracket Y_i | x_{1:i} = \mathbf{x}, S_1 = s \rrbracket = \llbracket Y_{t_0+i} | x_{t_0+[1:i]} = \mathbf{x}, S_{t_0+1} = s \rrbracket. \quad (83)$$

We have

$$\llbracket Y_i | m, Y_{1:i-1} = \mathbf{y} \rrbracket = \llbracket Y_i | m, x_{1:i} = \mathbf{x}, \mathbf{y} \rrbracket \quad (84)$$

$$= \bigcup_{s \in \bar{\mathcal{S}}_1} \llbracket Y_i | \mathbf{x}, \mathbf{y}, s \rrbracket, \quad (85)$$

where $\bar{\mathcal{S}}_1 := \llbracket S_1 | x_{1:i} = \mathbf{x}, Y_{1:i-1} = \mathbf{y} \rrbracket$. Similarly, having $Y_{t_0+[1:i-1]} = \mathbf{y}$, $\mathbf{x} = x_{t_0+[1:i]}$, and from (83),

$$\llbracket Y_{t_0+i} | m, \mathbf{y} \rrbracket = \llbracket Y_{t_0+i} | m, x_{t_0+[1:i]}, \mathbf{y} \rrbracket \quad (86)$$

$$= \bigcup_{s \in \bar{\mathcal{S}}_{t_0+1}} \llbracket Y_{t_0+i} | \mathbf{x}, \mathbf{y}, s \rrbracket, \quad (87)$$

where $\bar{\mathcal{S}}_{t_0+1} := \llbracket S_{t_0+1} | x_{t_0+[1:i]} = \mathbf{x}, Y_{t_0+[1:i-1]} = \mathbf{y} \rrbracket$.

¹³Since the prior state information are not available for both the encoder and decoder.

¹⁴One may consider a finite-state channel represented by a directed graph that the node corresponding to a state that has no incoming edge and therefore can not be visited more than once, i.e., only if it is the initial state.

Lemma 8.

$$\bar{\mathcal{S}}_{t_0+1} \subseteq \bar{\mathcal{S}}_1. \quad (88)$$

Proof. We show that any $s \in \bar{\mathcal{S}}_{t_0+1}$ also belongs to $\bar{\mathcal{S}}_1$. From (28), any output sequence is a function of the past and current channel input and noise sequences as well as the initial state. Choose any admissible $s \in \bar{\mathcal{S}}_{t_0+1} \subseteq \mathcal{S}_{t_0+1}$, i.e., $\exists \mathbf{p} \in \llbracket \Phi_{t_0+[1:i-2]}, \Psi_{t_0+[1:i-1]} \rrbracket$ that produces $Y_{t_0+[1:i-1]} = \mathbf{y}$. Here, $\tilde{\mathbf{x}} := x_{t_0+[1:i-1]}$. In other words,

$$Y_{t_0+[1:i-1]} = \bar{g}_{1:i-1}(s, \tilde{\mathbf{x}}, \mathbf{p}) = \mathbf{y}. \quad (89)$$

Because the channel input at each time is a function of message m and previous outputs, (89) can be simplified by defining function $\tilde{g}_i : \mathcal{S} \times \mathcal{M} \times (\mathcal{N}_s^{i-1} \times \mathcal{N}_o^i) \rightarrow \mathcal{Y}$, i.e.,

$$Y_{t_0+[1:i-1]} = \tilde{g}_{1:i-1}(s, m, \mathbf{p}). \quad (90)$$

Now, choose $s_1 = s \in \mathcal{S}_1$ (this is valid as shown in the base step, $\mathcal{S}_{t_0+1} \subseteq \mathcal{S}_1$). Also, choose $(\phi_{1:i-2}, \psi_{1:i-1}) = \mathbf{p}$ (valid by Definition 6), and $x_{1:i-1} = \tilde{\mathbf{x}}$. The same output $Y_{1:i-1} = \mathbf{y}$ is produced by (28) which according to (82) is in the set of possible outputs, i.e.,

$$Y_{[1:i-1]} = \tilde{g}_{1:i-1}(s, m, \mathbf{p}) = \bar{g}_{1:i-1}(s, \tilde{\mathbf{x}}, \mathbf{p}) = \mathbf{y}. \quad (91)$$

This yields $s \in \bar{\mathcal{S}}_1$ and therefore, $\bar{\mathcal{S}}_{t_0+1} \subseteq \bar{\mathcal{S}}_1$. \square

By Lemma 8, (85), and (87),

$$\llbracket Y_{t_0+i}|m, Y_{t_0+[1:i-1]} = \mathbf{y} \rrbracket \subseteq \llbracket Y_i|m, Y_{1:i-1} = \mathbf{y} \rrbracket. \quad (92)$$

Considering all the possible outputs of $y_{1:i} \in \llbracket Y_{1:i}|m \rrbracket$, we obtain

$$\begin{aligned} \llbracket Y_{t_0+[1:i]}|m \rrbracket &= \bigcup_{\mathbf{y} \in \llbracket Y_{t_0+[1:i-1]}|m \rrbracket} \{\mathbf{y}\} \times \llbracket Y_{t_0+i}|m, \mathbf{y} \rrbracket \\ &\subseteq \bigcup_{\mathbf{y} \in \llbracket Y_{1:i-1}|m \rrbracket} \{\mathbf{y}\} \times \llbracket Y_i|m, \mathbf{y} \rrbracket \end{aligned} \quad (93)$$

$$= \llbracket Y_{1:i}|m \rrbracket, \quad (94)$$

where \times denotes Cartesian product. Hence, (94) proves the inductive step and so (76) holds. Because any output set corresponding to a transmission starting at $t_0 + 1$ is a subset of the output set with $t_0 = 0$, thus, any zero-error code of blocklength n yields distinguishable messages for any shift, t_0 in transmissions. In other words, any zero-error feedback code is a uniform zero-error feedback code for a finite-state channel.

APPENDIX B

PROOF OF THEOREM 1 (TOPOLOGICAL CONDITION ON $C_0 = 0$)

Sufficiency: We show that for any choice of encoding functions and blocklength n there is a common output for $m, m' \in \mathcal{M}$, i.e., $\exists z_{1:n}, z'_{1:n}$ such that the output sequences,

$y_{1:n} = y'_{1:n}$, where $y_{1:n} = f_{1:n}(m, z_{1:n-1}) \oplus z_{1:n}$, $y'_{1:n} = f_{1:n}(m', z'_{1:n-1}) \oplus z'_{1:n}$.¹⁵ In other words, $\forall n \in \mathbb{N}$, and

$$d_{1:n} := f_{1:n}(m', z'_{1:n-1}) \ominus f_{1:n}(m, z_{1:n-1}) \in \mathcal{X}^n, \quad (95)$$

$\exists z_{1:n}, z'_{1:n}$ such that $d_{1:n} = z_{1:n} \ominus z'_{1:n}$.

First observe that having current states $S_i = s$ and $S'_i = s'$, for two noise sequences of $z_{1:i-1}$ and $z'_{1:i-1}$, respectively, the label on out-going edges in the coupled graph is belong to $\{z_i \ominus z'_i | S_i = s, S'_i = s'\}$. Now consider the first transmission, by choosing any inputs $f_1(m), f_1(m') \in \mathcal{X}$, if there is an edge from any state $(k, j) \in V$ with the value $d_1 := f_1(m') \ominus f_1(m) \in \mathcal{X}$ then there exist $z_1, z'_1 \in \mathcal{X}$ that produce a common output for two channel inputs $f_1(m)$ and $f_1(m')$. By continuing this argument for any $i \in \mathbb{N}$ having $y_{1:i-1} = y'_{1:i-1}$, if $d_i = f_i(m', z'_{1:i-1}) \ominus f_i(m, z_{1:i-1}) \in \mathcal{X}$ is chosen such that there is an edge with value d_i then there is an output shared with two messages. In other words, by choosing any value for d_i , if there is an edge with corresponding value it means there is a pair of noise values (z_i, z'_i) such that $d_i = z_i \ominus z'_i$, therefore $y_i = y'_i$. If there is no such an edge for a particular d_i , then there is no pair of noise values that produces the same output, and thus, $y_i \neq y'_i$.

Therefore, if $\forall n \in \mathbb{N}$ and for any choice of $d_{1:n} \in \mathcal{X}^n$ there is a walk on the coupled graph then the corresponding noise sequences of the walk can produce the same output, i.e., $y_{1:n} = y'_{1:n}$ which implies $C_{0f} = 0$ and therefore $C_0 = 0$.

Necessity: Assume there is no walk for a sequence of $d_{1:n}$ then by choosing any two input sequences $x_{1:n}, x'_{1:n}$ such that $x_{1:n} \ominus x'_{1:n} = d_{1:n}$, two messages m and m' can be transmitted with zero-error which contradict with the assumption that $C_0 = 0$ (and also $C_{0f} = 0$).

APPENDIX C

PROOF OF LEMMA 4

The output sequence, $y_{1:n}$, is a function of input sequence, $x_{1:n}$, and channel noise, $z_{1:n}$, which can be represented as the following

$$y_{1:n} = x_{1:n} \oplus z_{1:n}, \quad (96)$$

where $z_{1:n} \in \mathcal{Z}(s_1, n)$. The set of all output sequences $\mathcal{Y}(s_1, x_{1:n})$ can be obtained as $\mathcal{Y}(s_1, x_{1:n}) = \{x_{1:n} \oplus z_{1:n} | z_{1:n} \in \mathcal{Z}(s_1, n)\}$. Since for given $x_{1:n}$, (96) is bijective, we have the following

$$|\mathcal{Y}(s_1, x_{1:n})| = |\mathcal{Z}(s_1, n)|. \quad (97)$$

For a given initial state $s_1 \in \mathcal{S}$, define the binary indicator vector $\zeta \in \{0, 1\}^{|\mathcal{S}|}$ consisting of all zeros except for a 1 in the position corresponding to s_1 ; e.g., in Fig.1, if starting from state $S = 0$, then $\zeta = [1, 0, 0]$. Observe that since each output of the finite-state additive channel triggers a different state transition, each sequence of state transitions has a one-to-one correspondence to the output sequence, given the input sequence.

¹⁵Here, with a slight abuse of notation, it is assumed that $f_i(m, z_{1:i-1}) = f_i(m, y_{1:i-1})$.

The total number of state trajectories after n -step starting from state s_i is equal to sum of i -th row of \mathcal{A}^n [35]. Hence, because of a one-to-one correspondence between state sequences and output sequences then $|\mathcal{Z}(s_1, n)| = \zeta^\top \mathcal{A}^n \mathbb{1}$.

Next, we show the upper and lower bounds in (32). According to the Perron-Frobenius Theorem, for an irreducible $|\mathcal{S}| \times |\mathcal{S}|$ matrix \mathcal{A} (or, equivalently, the adjacency matrix for a strongly connected graph), the entries of eigenvector $v \in \mathbb{R}^{|\mathcal{S}|}$ corresponding to λ are strictly positive [49, Thm. 8.8.1], [35, Thm. 4.2.3]. Therefore, multiplying \mathcal{A} by $\mathcal{A}v = \lambda v$ results in $\mathcal{A}^n v = \lambda^n v$ for $n \in \mathbb{N}$. Left multiplication by the indicator vector, ζ^\top yields

$$\zeta^\top \mathcal{A}^n v = \lambda^n \zeta^\top v. \quad (98)$$

Denote minimum and maximum element of vector v by v_{\min} and v_{\max} respectively. Hence, considering that all the elements in both sides of (98) are positive, we have

$$v_{\min} \zeta^\top \mathcal{A}^n \mathbb{1} \leq \zeta^\top \mathcal{A}^n v \leq v_{\max} \lambda^n \zeta^\top \mathbb{1} \quad (99)$$

$$= v_{\max} \lambda^n, \quad (100)$$

where $\mathbb{1}$ is all-one column vector. Therefore, dividing by v_{\min} , we have

$$|\mathcal{Y}(s_1, x_{1:n})| = \zeta^\top \mathcal{A}^n \leq \frac{v_{\max}}{v_{\min}} \lambda^n = \beta \lambda^n, \quad (101)$$

where $\beta := v_{\max}/v_{\min} > 0$. Moreover, for deriving the lower bound similar to above, we have

$$v_{\min} \lambda^n \zeta^\top \mathbb{1} \leq \zeta^\top \mathcal{A}^n v \leq v_{\max} \zeta^\top \mathcal{A}^n \mathbb{1} \quad (102)$$

$$= v_{\max} |\mathcal{Y}(s_1, x_{1:n})|. \quad (103)$$

Let $\alpha := v_{\min}/v_{\max} = 1/\beta > 0$, hence $\alpha \lambda^n \leq |\mathcal{Y}(s_1, x_{1:n})|$ which combining it with (101) results in (32).

APPENDIX D

PROOF OF C_{0f} CONVERSE IN THEOREM 2

We prove no coding method can do better than (33).

Let $m \in \mathcal{M}$ be the message to be sent and $y_{1:n}$ be the output sequence received such that

$$y_i = f_i(m, y_{1:i-1}) \oplus z_i, \quad i = 1, \dots, n, \quad (104)$$

where $z_{1:n} \in \mathcal{Z}(s_1, n) \in \mathcal{X}^n$ is the additive noise and f_i the encoding function. Therefore, the output is a function of encoding function and noise sequence, i.e., $y_{1:n} = \psi(f_{1:n}(m), z_{1:n})$. We denote all possible outputs

$$\Psi(\mathcal{F}, \mathcal{Z}(s_1, n)) = \{y_{1:n} | m \in \mathcal{M}, z_{1:n} \in \mathcal{Z}(s_1, n)\}, \quad (105)$$

where \mathcal{F} is a zero-error feedback code (which by Proposition 1 is also uniform).

For having a zero-error code any two $m, m' \in \mathcal{M}, m \neq m'$ and any two $z_{1:n}, z'_{1:n} \in \mathcal{Z}(s_1, n)$ must result in $\psi(f_{1:n}(m), z_{1:n}) \neq \psi(f_{1:n}(m'), z'_{1:n})$. Note that when $m = m'$, (even with feedback) at first position that $z_{1:n} \neq z'_{1:n}$ will result in $\psi(f_{1:n}(m), z_{1:n}) \neq \psi(f_{1:n}(m'), z'_{1:n})$. Therefore, assuming the initial condition is known at both encoder and decoder,

$$|\Psi(\mathcal{F}, \mathcal{Z}(s_1, n))| = M |\mathcal{Z}(s_1, n)| \leq q^n. \quad (106)$$

Therefore, M is an upper bound on the number of messages that can be transmitted when initial condition is not available. We know that $\alpha \lambda^n \leq |\mathcal{Z}(s_1, n)| \leq \beta \lambda^n$. Therefore, by Lemma 1, we have

$$C_{0f} = \lim_{n \rightarrow \infty} \sup_{\mathcal{F} \in \mathcal{F}(n)} \frac{\log |\mathcal{M}|}{n} \quad (107)$$

$$\leq \lim_{n \rightarrow \infty} \frac{1}{n} \log \frac{q^n}{\alpha \lambda^n} \quad (108)$$

$$= \log q - \log \lambda. \quad (109)$$

This proves the converse in (33).

APPENDIX E

PROOF OF LEMMA 5

Assume $C_0 = 0 \forall n \in \mathbb{N}$. Therefore, for any input sequences $x_{1:n}, x'_{1:n} \in \mathcal{X}^n$, there exists at least one output sequence in common, i.e., $\exists z_{1:n}, z'_{1:n} \in \mathcal{Z}(n)$ such that

$$x_{1:n} \oplus z_{1:n} = x'_{1:n} \oplus z'_{1:n}. \quad (110)$$

Hence, the set $\{z_{1:n} \ominus z'_{1:n} | z_{1:n}, z'_{1:n} \in \mathcal{Z}(n)\}$ must span the whole input space \mathcal{X}^n . Otherwise, there exists $p_{1:n} \notin \mathcal{P}(n)$. Now, choose two inputs of $x_{1:n} = 0 \dots 0$ (all-zero sequence) and $x'_{1:n} = p_{1:n}$, since $x_{1:n} \oplus z_{1:n} \neq p_{1:n} \oplus z'_{1:n}$ therefore $x_{1:n}$ and $x'_{1:n}$ are distinguishable which contradicts with $C_0 = 0$.

On the other hand, if $\forall n \in \mathbb{N}, \mathcal{P}(n) = \mathcal{X}^n$, then for any input sequences $x_{1:n}, x'_{1:n} \in \mathcal{X}^n$, there exists at least one pair of noise sequences $z_{1:n}, z'_{1:n} \in \mathcal{Z}(n)$ such that

$$x_{1:n} \ominus x'_{1:n} = z_{1:n} \ominus z'_{1:n}, \quad (111)$$

and therefore, $C_0 = 0$.

APPENDIX F

PROOF OF LEMMA 6

By Definition 10, $\mathcal{V}_A \subseteq \mathcal{V}_B$, thus, $v_0 \in \mathcal{V}_B$. Moreover, for any outgoing edge from v_0 on \mathcal{G}_A there is an edge on \mathcal{G}_B . This argument holds for the remaining vertices associated with walk $\varpi_A(n, v_0)$. Therefore, a walk $\varpi_B(n, v_0)$ can be constructed with the same sequence of edges associated with $\varpi_A(n, v_0)$.

APPENDIX G

PROOF OF PROPOSITION 2

Let $\mathcal{Z}_A(n)$ and $\mathcal{Z}_B(n)$ be sets of all possible noise sequences starting from any initial condition with length n for channel A and B, respectively. Let $\mathcal{Y}^P(x_{1:n}) = \{x_{1:n} \oplus z_{1:n} | z_{1:n} \in \mathcal{Z}^P(n)\}$ such that $P \in \{A, B\}$ be the possible output set when the channel input is $x_{1:n}$. Since \mathcal{G}_A is a subgraph of \mathcal{G}_B , hence, by Lemma 6 $\forall n, \mathcal{Z}_A(n) \subseteq \mathcal{Z}_B(n)$ and therefore

$$\mathcal{Y}^A(x_{1:n}) \subseteq \mathcal{Y}^B(x_{1:n}), \forall n \in \mathbb{N}. \quad (112)$$

Which yields the number of distinguishable messages which can be transmitted from channel A is no larger than channel B.

APPENDIX H
PROOF OF PROPOSITION 3

By Theorem 1 to have a $C_0 > 0$ there has to be a $d(1 : n)$ that does not admit a walk with the same label sequence on the coupled graph of the finite-state machine shown in Fig. 2. Any state except $S = (1, 1)$ has both outgoing edges with labels 0 and 1. Therefore, the only possible final state in a walk that does not admit any further edge with label 1 (it has only one outgoing edge with label 0) has to be state $S = (1, 1)$. The only state that has an edge to state $S = (1, 1)$ is $S = (0, 0)$. However, there are two edges with the same label 0 from this state. In other words, any walk leading to state $S = (0, 0)$ having label 0 for the next step, either can end up in state $(0, 0)$ or $(1, 1)$. Therefore, it is impossible to construct a sequence that does not admit a walk on the graph in Fig. 2. Hence, $C_0 = 0$ and therefore $C_{0f} = 0$.

APPENDIX I

C_{0f} OF EXAMPLE 3 USING SHANNON'S FORMULA

Let P_X be the channel input distribution, we have

$$C_{0f} = \max_{P_X} \log \left(\max_{y_i \in \mathcal{X}} \sum_{z_i \in \mathcal{Z}} P_X(y_i \ominus z_i) \right)^{-1}. \quad (113)$$

This minmax optimization is equivalent to the following linear programming problem

$$\begin{aligned} \min_{P_X, w} \quad & w \\ \text{subject to} \quad & \sum_{z_i \in \mathcal{Z}} P_X(y_i \ominus z_i) \leq w, \forall y_i \in \mathcal{X}. \end{aligned} \quad (114)$$

Let $p := (P_X(x_i))_{x_i \in \mathcal{X}}$ be the input distribution vector. We define the Lagrangian associated with (114) by

$$\begin{aligned} L(p, w, \xi, \mu, \Gamma) = & w - \xi(\mathbb{1}^T p - 1) - \mu^T p \\ & + \sum_{y_i \in \mathcal{X}} \gamma(y_i) \left(\sum_{z_i \in \mathcal{Z}} P_X(y_i \ominus z_i) - w \right), \end{aligned} \quad (115)$$

where $\xi \in \mathbb{R}$, $\mu \in \mathbb{R}^{|\mathcal{X}|}$, and $\Gamma := (\gamma(y_i))_{y_i \in \mathcal{X}} \in \mathbb{R}^{|\mathcal{X}|}$ are Lagrange multipliers and $\mathbb{1}$ is a vector of all ones. The Karush-Kuhn-Tucker (KKT) conditions for (115) are as follows

$$\frac{\partial L}{\partial \xi} = \mathbb{1}^T p - 1 = 0, \quad (116)$$

$$\frac{\partial L}{\partial w} = 1 - \mathbb{1}^T \Gamma = 0, \quad (117)$$

$$\frac{\partial L}{\partial p} = -\xi \mathbb{1} - \mu + \Lambda \Gamma = 0, \quad (118)$$

$$\mu^T p = 0, \quad (119)$$

$$\left(\sum_{z_i \in \mathcal{Z}} P_X(y_i \ominus z_i) - w \right) \gamma(y_i) = 0, y_i \in \mathcal{X}, \quad (120)$$

$$\sum_{z_i \in \mathcal{Z}} P_X(y_i \ominus z_i) \leq w, y_i \in \mathcal{X} \quad (121)$$

$$\mu \succeq 0, \Gamma \succeq 0, p \succeq 0. \quad (122)$$

Here, $\succeq 0$ means all elements are non-negative and Λ is the adjacency matrix of the channel, where the element $\Lambda_{jk} = 1$ if k -th input can get mapped to j -th output, otherwise $\Lambda_{jk} = 0$. It is reasonably easy to see that the uniform distribution for input set (i.e., $P_X(x_i) = |\mathcal{X}|^{-1}, i = 1, \dots, |\mathcal{X}|$) is a solution to KKT conditions, yielding the unique minimum value for the cost function [50, Ch. 5]. We obtain $\Gamma = |\mathcal{X}|^{-1} \mathbb{1}$, $\mu = 0$, and $w = \xi = |\mathcal{X}|^{-1} |\mathcal{Z}|$. Hence, $C_{0f} = -\log w$ gives (48).

APPENDIX J

PROOF OF THEOREM 3 (STATE ESTIMATION IN PRESENCE OF CHANNEL FEEDBACK)

We give the proof of the Theorem 3 in the sequel. For the sake of simplicity, we assume $U_t = 0, \forall t \geq 1$. However, the arguments are also valid when the control input is present, i.e., $U_t \neq 0, \forall t \geq 1$. This is because the control input is available at each time at the estimator (see Fig. 8), which can just simply cancel its impact.

1) *Converse:*

Lemma 9. Suppose that states of the system in (68) are coded and estimated with an arbitrary encoder-decoder pair via a channel with feedback such that

$$C_{0f} < h_{lin}. \quad (123)$$

Then, an admissible sequence $\{X_t \in \mathbb{R}^m\}_{t \geq 1}$ exists for which the estimation error is unbounded, i.e.,

$$\limsup_{t \rightarrow \infty} \|X_t - \hat{X}_t\| = \infty, \quad (124)$$

for any realization of the channel.

Proof. The plan of the proof is as follows.

- For proof by contradiction, we assume that (124) fails to be true, i.e., $\exists \phi$ such that $\limsup_{t \rightarrow \infty} \|X_t - \hat{X}_t\| < \phi$;
- Under this condition, we construct a uniform zero-error feedback code that achieves $R \approx h_{lin}$;
- By the definition of the zero-error feedback capacity, this contradicts (123). Hence, this contradiction proves that (124) must be correct.

Suppose $Q_t = \mu(t, X_{1:t}, Y_{1:t-1}) \in \mathcal{X}, t \in \mathbb{N}$ be the channel's input where μ is an encoder operator. Each symbol Q_t is then transmitted over the channel. The received symbol $Y_t \in \mathcal{Y}$ is decoded and a causal prediction \hat{X}_{t+1} of X_{t+1} is produced by means of another operator η as $\hat{X}_{t+1} = \eta(t, Y_{1:t}) \in \mathbb{R}^{n_x}, \hat{X}_1 = 0$.

Assume a coder-estimator achieves uniform bounded estimation error. By change of coordinates, it can be assumed that A matrix is in *real Jordan canonical form* which consists of ϱ square blocks on its diagonal, with the j -th block $A(j) \in \mathbb{R}^{n_j \times n_j}, j = 1, \dots, \varrho$. Let $X_t(j), \hat{X}_t(j) = \eta(t, Y_{1:t-1}(j)) \in \mathbb{R}^{n_j}$ and so on, be the corresponding j -th component.

Let $\kappa \in \{1, \dots, n_x\}$ denote the number of eigenvalues with magnitude larger than 1 including repeated values. From now on, we will only consider the unstable subsystem, as the stable

part plays no role in the analysis. We use the same line of reasoning in [22] to construct a subset of the LTI plant's initial state that lead to non-overlapping outputs.

By definition, uniformly bounded errors are achieved with any uniformly bounded $\llbracket V(t) \rrbracket$ and $\llbracket W(t) \rrbracket$, and any $\llbracket X(0) \rrbracket$ contained in some bounded ball. So set $\llbracket V(t) \rrbracket = \llbracket W(t) \rrbracket = \{0\}$ and let $\llbracket X(0) \rrbracket$ be constructed as follows. Pick $\epsilon \in (0, 1 - \max_{i: \lambda_i > 1} |\lambda_i|^{-1})$, arbitrary $\nu \in \mathbb{N}$, and dividing the interval $[-l, l]$ on the i -th axis into

$$k_i := \lfloor (1 - \epsilon) \lambda_i^{\nu-1} \rfloor, i \in \{1, \dots, \kappa\} \quad (125)$$

equal subintervals of length $2l/k_i$. Let $p_i(s)$, $s = \{1, \dots, k_i\}$ denote the midpoints of the subintervals and inside each subinterval construct an interval $\mathbf{I}_i(s)$ centered at $p_i(s)$ with a shorter length of l/k_i . A hypercuboid family is defined as below

$$\mathcal{J} = \left\{ \left(\prod_{i=1}^{\kappa} \mathbf{I}_i(s_i) \right) : s_i \in \{1, \dots, k_i\}, i \in \{1, \dots, \kappa\} \right\}, \quad (126)$$

in which any two hypercuboids are separated by a distance of l/k_i along the i -th axis for each $i \in \{1, \dots, \kappa\}$. Now, consider an initial point with range

$$\llbracket X_1 \rrbracket = \cup_{\mathbf{L} \in \mathcal{J}} \mathbf{L} \subset \mathbf{B}_l \subset \mathbb{R}^\kappa. \quad (127)$$

Let $\text{diam}(\cdot)$ denote the set diameter under the l_∞ norm and given the received sequence $y_{1:t-1}$, we have

$$\text{diam}[\llbracket X_t(j) - \hat{X}_t(j) \rrbracket] \quad (128)$$

$$\geq \text{diam}[\llbracket X_t(j) - \hat{X}_t(j) | y_{1:t-1} \rrbracket] \quad (129)$$

$$= \text{diam}[\llbracket X_t(j) - \eta(t, y_{1:t-1}(j)) | y_{1:t-1} \rrbracket] \quad (130)$$

$$= \text{diam}[\llbracket [A(j)]^{t-1} X_1(j) \rrbracket]$$

$$+ \sum_{i=1}^{t-1} [A(j)]^{t-1-i} V_i(j) | y_{1:t-1} \rrbracket \quad (131)$$

$$\geq \text{diam}[\llbracket [A(j)]^{t-1} X_1(j) | y_{1:t-1} \rrbracket] \quad (132)$$

$$\geq \sup_{u, v \in \llbracket X_1(j) | y_{1:t-1} \rrbracket} \frac{\| [A(j)]^{t-1} (u - v) \|_2}{\sqrt{n_x}} \quad (133)$$

$$\geq \sup_{u, v \in \llbracket X_1(j) | y_{1:t-1} \rrbracket} \frac{\sigma_{\min}([A(j)]^{t-1}) \|u - v\|_2}{\sqrt{n_x}} r \quad (134)$$

$$= \sigma_{\min}([A(j)]^{t-1}) \frac{\text{diam}[\llbracket X_1(j) | y_{1:t-1} \rrbracket]}{\sqrt{n_x}}, \quad (135)$$

where $\sigma_{\min}(\cdot)$ denotes smallest singular value. (129) holds since conditioning reduces the range [22]. Note that (131) follows from the fact that translating does not change the range. By assumption $V_t = 0$ which results (132). Using Yamamoto identity [51, Thm. 3.3.21], $\exists t_\epsilon \in \mathbb{N}$ such that $\forall t \geq t_\epsilon$ the following holds

$$\sigma_{\min}([A(j)]^t) \geq \left(1 - \frac{\epsilon}{2}\right)^t |\lambda_{\min}(A(j))|^t, j = 1, \dots, p. \quad (136)$$

By bounded state estimation error hypothesis $\exists \phi > 0$, such

that

$$\phi \geq \sup \left\| \llbracket X_t - \hat{X}_t \rrbracket \right\| \quad (137)$$

$$\geq \sup \left\| \llbracket X_t(j) - \hat{X}_t(j) \rrbracket \right\| \quad (138)$$

$$\geq 0.5 \text{diam} \sup \llbracket X_t(j) - \hat{X}_t(j) \rrbracket \quad (139)$$

$$\stackrel{(135)}{\geq} \left(\left(1 - \frac{\epsilon}{2}\right) |\lambda_{\min}(A(j))| \right)^{t-1} \frac{\text{diam}[\llbracket X_1(j) | y_{1:t-1} \rrbracket]}{2\sqrt{n_x}}. \quad (140)$$

Now, we show that for large enough ν and the hypercuboids in \mathcal{J} (126) are not adjacent. By contradiction, suppose that $\exists \mathbf{L}, \mathbf{L}' (\mathbf{L} \neq \mathbf{L}') \in \mathcal{J}$ lead to a same output $y_{1:\nu-1}$. Thus there exists a conditional range $\llbracket X_1(j) | y_{1:\nu-1} \rrbracket$ containing both a point $u_j \in \mathbf{L}$ and a point v_j in $\mathbf{L}' \in \mathcal{J} \setminus \mathbf{L}$. Henceforth, $\forall \nu \geq t_\epsilon$,

$$\|u_j - v_j\| \leq \text{diam}[\llbracket X_1(j) | y_{1:\nu-1} \rrbracket] \quad (141)$$

$$\leq \frac{2\sqrt{n_x}\phi}{((1 - \epsilon/2) |\lambda_{\min}(A_j)|)^{\nu-1}} j = \{1, \dots, p\}. \quad (142)$$

Notice that by construction any two hypercuboid in \mathcal{J} are separated by a distance of l/k_i , which implies

$$\|u_j - v_j\| \geq \frac{l}{k_i} \quad (143)$$

$$= \frac{l}{\lfloor (1 - \epsilon) |\lambda_i| \rfloor^{\nu-1}} \quad (144)$$

$$\geq \frac{l}{|(1 - \epsilon) \lambda_{\min}(A_j)|^{\nu-1}} \quad (145)$$

The right hand side of this equation would exceed the right hand side of (136), when ν is large enough that

$$\left(\frac{1 - \epsilon/2}{1 - \epsilon} \right)^{\nu-1} > 2 \frac{\sqrt{n_x}\phi}{l}, \quad (146)$$

yielding a contradiction. Therefore, for sufficiently large ν , no two sets of \mathcal{J} are adjacent. The resultant hypercuboid family has the following property

$$|\mathcal{J}| = \prod_{i=1}^{\kappa} k_i \quad (147)$$

$$= \prod_{i=1}^{\kappa} \lfloor (1 - \epsilon) \lambda_i \rfloor^{\nu-1} \quad (148)$$

$$> \prod_{i=1}^{\kappa} 0.5 |(1 - \epsilon) \lambda_i|^{\nu-1} \quad (149)$$

$$= 2^{-\kappa} (1 - \epsilon)^{\kappa(\nu-1)} \left| \prod_{i=1}^{\kappa} \lambda_i \right|^{\nu-1}, \quad (150)$$

where (149) holds since $\lfloor x \rfloor > x/2, \forall x > 1$. Here,

$x = (1 - \epsilon)\lambda_i > 1$ holds by choosing

$$\epsilon < 1 - \frac{1}{\min_i \lambda_i}. \quad (151)$$

Remark 8. For any two initial conditions $x \in \mathbf{L}, x' \in \mathbf{L}'$, $\mathbf{L} \neq \mathbf{L}'$, $\mathbf{L}, \mathbf{L}' \in \mathcal{S}$, we have

$$[Y_{1:\nu-1}|x] \cap [Y_{1:\nu-1}|x'] = \emptyset, \quad (152)$$

otherwise, x and x' belong to a single partition which contradicts with $\mathbf{L} \neq \mathbf{L}'$.

Now we show that this leads to a contradiction with respect to the zero-error feedback capacity of the communication channel.

We consider a trajectory for the plant in (68) such that $V_t = 0, \forall t \geq 1$. Therefore,

$$X_t = A^{t-1}X_1, \quad t \in \mathbb{N}. \quad (153)$$

We construct a zero-error feedback code for the channel with a message set size of $|\mathcal{S}|$ using the same encoder-decoder for the state estimation problem. Therefore every message $m \in 1, \dots, |\mathcal{S}|$ is assigned to the center point of the hypercube $x_m^c \in \mathbf{L} \in \mathcal{S}$ using the following function. Note that the encoder has a unit delay feedback from the channel's output.

$$q_t := \mu(t, x_{1:t}, y_{1:t-1}), \quad t = 1, \dots, \nu. \quad (154)$$

Here, $x_{1:t} = (A^{i-1}x_m^c)_{i=1}^t$ and the goal is to transmit $x_m^c \in \mathbf{L}$ across the channel. At the decoder, each received symbol sequence is mapped to the corresponding message m . By virtue of Remark 8, we must have unambiguous (zero-error) decoding for sufficiently large ν . The encoder can also be represented by

$$q_t = \mu\left(t, (A^{i-1}x_m^c)_{i=1}^t, y_{1:t-1}\right) = f_t(m, y_{1:t-1}), \quad (155)$$

which transmits the message $m \in \{1, 2, \dots, |\mathcal{S}|\}$ across the channel. The zero-error feedback code constructed above is uniform as well. Because by repeating the above argument for any starting time $t_0 + 1 > 1$ (instead of assuming (127)), the bounded estimation error leads to constructing a zero-error feedback code of (155) with only difference that $x_m^c \in [X_{t_0+1}]$. In other words, bounded estimation error guarantees existence of a uniform zero-error feedback code with a rate R that satisfies

$$R = \frac{1}{\nu-1} \log |\mathcal{S}| \quad (156)$$

$$> \kappa \log(1 - \epsilon) - \frac{\kappa}{\nu-1} + \sum_{i=1}^{\kappa} \log |\lambda_i|. \quad (157)$$

By letting $\nu \rightarrow \infty$ and the fact that ϵ can be made arbitrarily small, the rate can be made close to h_{lin} . In other words, even for $V_t = 0, \forall t \geq 1$, to keep the plant states uniformly bounded $R \geq h_{lin}$.

By invoking the definition of the zero-error feedback capacity (Definition 5), we get $C_{0f} \geq R \geq h_{lin}$, which contradicts the assumption of the lemma. This demonstrates that in fact (123) holds and completes the proof. \square

2) *Achievability*: Pick numbers ς , R , and γ such that

$$C_{0f} > R > \varsigma > h_{lin} \quad \text{and} \quad \gamma > \|A\|. \quad (158)$$

By employing Lemma 7, we pick a large enough r , an r -contracted quantizer \mathcal{Q}_r in \mathbb{R}^{n_x} with the contraction rate $\rho_{\mathcal{Q}}$ and $2^{r h_{lin}} < M \lesssim 2^{r \varsigma}$ levels¹⁶, where $\rho_{\mathcal{Q}} \in (0, 1)$ and does not depend on r . Moreover, by Lemma 2 a uniform zero-error feedback code with rate R exists.

The operation of the encoder and decoder is organized into epochs $[\tau_i := ir + 1, \tau_{i+1})$, $i = 1, 2, \dots$. In each epoch, a block code of length r can be used to transmit the quantizer outputs $\bar{q} = \mathcal{Q}_r(x)$ without errors.¹⁷

The decoder computes a state estimate \hat{x}_t as well as an upper bound δ_t of the estimation error at time t . These operations are duplicated at the encoder as well.

The encoder employs the quantizer \mathcal{Q}_r and computes the quantized value \bar{q}_{τ_i} of the current *scaled estimation error*, ε_{τ_i} at time τ_i produced by the encoder-decoder pair:

$$\bar{q}_{\tau_i} = \mathcal{Q}_r(\varepsilon_{\tau_i}), \quad \varepsilon_{\tau_i} := \frac{x_{\tau_i} - \hat{x}_{\tau_i}}{\delta_{\tau_i}}. \quad (159)$$

And encodes it by means of the feedback encoding function with block length r and sends it across the channel during the next epoch $[\tau_i, \tau_{i+1})$.

At the decoder, the error-less decoding rule is applied to the data received within the previous epoch $[\tau_{i-1}, \tau_i)$ and therefore computes the quantized and scaled estimation error $\bar{q}_{\tau_{i-1}}$. Next, the the estimate and the exactness bound is updated:

$$\hat{x}_{\tau_i} = A^r (\hat{x}_{\tau_{i-1}} + \delta_{\tau_{i-1}} \bar{q}_{\tau_{i-1}}), \quad (160)$$

$$\delta_{\tau_i} = \delta_{\tau_{i-1}} \rho_{\mathcal{Q}} + \delta_*, \quad (161)$$

where $\delta_* > 0$ is a constant scalar and $\rho_{\mathcal{Q}}$ is the contraction rate of the quantizer \mathcal{Q}_r .

The encoder and decoder are given common and arbitrarily chosen values $\hat{x}_1 = 0$, $\delta_{\tau_1} > D_x$, and $\delta_* > D\gamma^r$.

Lemma 10. *The coding method introduced above keeps the estimation error uniformly bounded.*

Proof. Let $\delta_i := \delta_{\tau_i}$, using (161) and $\rho_{\mathcal{Q}} \in (0, 1)$ we have

$$\delta_i = \rho_{\mathcal{Q}}^i \delta_1 + \delta_* \frac{1 - \rho_{\mathcal{Q}}^i}{1 - \rho_{\mathcal{Q}}} < \delta_1 + \frac{\delta_*}{1 - \rho_{\mathcal{Q}}}, \quad \forall i \in \mathbb{N}. \quad (162)$$

Let $\omega_i := \|\hat{x}_{\tau_i} - x_{\tau_i}\|$, and

$$D_r := D \left\| \sum_{\theta=1}^{r-1} A^{\theta} \right\|. \quad (163)$$

¹⁶Note that by Lemma 7 for large enough r , this is guaranteed.

¹⁷The encoder maps \bar{q} to the channel input alphabets of length r with a $(2^{rR}, r)$ uniform zero-error feedback code.

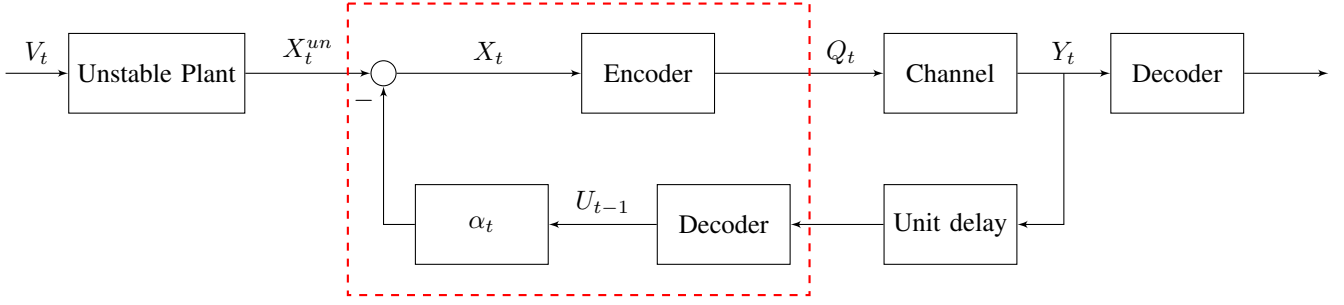


Fig. 10. Equivalent estimation system for the stabilization problem. The dashed red box is the encoder of the new structure of the channel.

We show $\{\omega_i\}_{i \geq 1}$ is uniformly bounded.

$$\omega_i = \left\| A^r (\hat{x}_{\tau_{i-1}} + \delta_{\tau_{i-1}} \bar{q}_{\tau_{i-1}}) - A^r x_{\tau_{i-1}} - \sum_{\theta=\tau_{i-1}}^{\tau_i-1} A^{\tau_i-1-\theta} v_\theta \right\| \quad (164)$$

$$\leq \left\| A^r \delta_{\tau_{i-1}} \left(\bar{q}_{\tau_{i-1}} - \frac{x_{\tau_{i-1}} - \hat{x}_{\tau_{i-1}}}{\delta_{\tau_{i-1}}} \right) \right\| + \left\| \sum_{\theta=1}^{r-1} A^{r-1-\theta} v_\theta \right\| \quad (165)$$

$$\leq \delta_{\tau_{i-1}} \|A^r(\varepsilon_{\tau_{i-1}} - \bar{q}_{\tau_{i-1}})\| + D_r \quad (166)$$

$$\stackrel{\text{Def. 12}}{\leq} \delta_{i-1} \rho \varrho + D_r \quad (167)$$

Now, we show that the assumption in Definition 12, i.e., $\varepsilon_{\tau_i} \in \mathbf{B}_1$, $\forall i \in \mathbb{N}$, is valid. In other words, $|\varepsilon_{\tau_i}| < \delta_i$. We show this by induction. Given $\hat{x}_1 = 0$, we have $\omega_1 = \|x_1\| < D_x < \delta_1$, hence $\|\varepsilon_{\tau_1}\| < 1$. Therefore, (159) can be used and, by Definition 12, $\|A^r(\varepsilon_{\tau_1} - \bar{q}_{\tau_1})\| < \rho \varrho$. Now, assuming $\|\varepsilon_{\tau_{i-1}}\| < 1$, we have $\|A^r(\varepsilon_{\tau_{i-1}} - \bar{q}_{\tau_{i-1}})\| < \rho \varrho$. Therefore, from (161) and (167) we have

$$\|\varepsilon_{\tau_i}\| = \frac{\omega_i}{\delta_i} \leq \frac{\delta_{i-1} \rho \varrho + D_r}{\delta_{i-1} \rho \varrho + \delta_*} < \frac{\delta_{i-1} \rho \varrho + D_r \gamma^r}{\delta_{i-1} \rho \varrho + D_r \gamma^r} = 1. \quad (168)$$

In other words, by choosing δ_* large enough and according to the update rules, δ_i is an upper bound for the estimation error. From (162) and (167), we have

$$\omega_i < \rho \varrho \left(\delta_1 + \frac{\delta_*}{1 - \rho \varrho} \right) + D_r. \quad (169)$$

Therefore, the estimation error is uniformly bounded. \square

APPENDIX K

PROOF OF THEOREM 4 (STABILIZATION CONDITION)

The proof of the converse and achievability are given separately in the following.

1) *Converse*: We adopt the approach in [19], where the stabilization problem is converted to an estimation problem.

Assume that there exists an encoder, decoder, and controller such that the system (68) is uniformly bounded. For a given control sequence $U_{1:t}$, we have

$$X_t = A^{t-1} X_1 - \alpha_t(U_{1:t-1}) + \beta_t(V_{1:t-1}), \quad (170)$$

where

$$\alpha_t(U_{1:t-1}) := - \sum_{i=1}^{t-1} A^{t-1-i} B U_i, \quad (171)$$

$$\beta_t(V_{1:t-1}) := \sum_{i=1}^{t-1} A^{t-1-i} V_i. \quad (172)$$

Bounded stabilizability implies that

$$\sup_{t \geq 1} \|X_t\| = \sup_{t \geq 1} \|A^{t-1} X_1 - \alpha_t(U_{1:t-1}) + \beta_t(V_{1:t-1})\| < \phi < \infty. \quad (173)$$

α_t can be seen as a reconstruction of $X_t^{un} := A^{t-1} X_1^{un} + \beta_t(V_{1:t-1})$ with distortion ϕ . This is equivalent to the problem of estimating X_t^{un} using $\alpha_t(U_{1:t-1})$. By Theorem 3 a necessary condition to achieve this distortion is that the capacity of the channel is larger than the LTI system's topological entropy.

In this case, there is feedback from the output such that the encoder/controller can use it to construct a code. Figure 10 shows an equivalent structure for the control problem (see Fig. 9) based on the above discussion. The dashed red box can be considered as the new encoder. The capacity of the resultant channel is upper bounded by the zero-error capacity of the original channel with noiseless feedback as using this potentially non-optimal encoder can only achieve the rate below feedback capacity. Therefore using Theorem 3 we have

$$C_{0f} > h_{in}. \quad (175)$$

2) *Achievability*: We first give the following lemma.

Lemma 11. *For the LTI system in (68) and any $N = 1, 2, \dots$, there exists a set of N controls*

$$\mathcal{U} = \{u(j) | u(j) \in \mathbb{R}^{n_u}, j = 1, \dots, N\}, \quad (176)$$

such that by considering $U_t = \bar{u} + u(\nu)$, where \bar{u} is known but ν is not known, the unknown ν can be determined without error for given X_{t+1} , X_t , \bar{u} , and having

$$\|Bu(\nu) - Bu(\nu')\| > 2D, \forall \nu \neq \nu' \in \{1, \dots, N\}.$$

Proof. Consider a state estimate at the encoder is given by

$$\tilde{X}_{t+1} := AX_t + B\bar{u}. \quad (177)$$

Therefore, by considering first $U_t = \bar{u}$ (for now $u(\nu) = 0$) and applying it in (68), we obtain

$$\begin{aligned} \|X_{t+1} - \tilde{X}_{t+1}\| &= \|AX_t + B\bar{u} + V_t - AX_t - B\bar{u}\| \quad (178) \\ &\leq D, \quad (179) \end{aligned}$$

where $\|V_t\| \leq D$ by assumption A2. Next, assume $U_t = \bar{u} + u(\nu)$ where $u(\nu)$ is not known at the encoder and updates \tilde{X}_{t+1} according to (177). Hence, by the same argument above (with $u(\nu) \neq 0$)

$$\|X_{t+1} - \tilde{X}_{t+1} - Bu(\nu)\| \leq D. \quad (180)$$

Thus $\|X_{t+1} - \tilde{X}_{t+1}\|$ builds a ball of radius D with center $\vartheta(\nu) := Bu(\nu)$. Let pick the set $\{u(\nu)\}$ so that points in $\{\vartheta(\nu)\}$ be $2D$ separated, i.e., $\|\vartheta(\nu) - \vartheta(\nu')\| > 2D$ if $\nu \neq \nu'$. Therefore, an error-less communication can be executed via the plant input to the plant output. \square

Pick numbers ς and R such that

$$C_{0f} > R > \varsigma > h_{lin}. \quad (181)$$

By employing Lemma 7, we pick large enough r , an $(r - n_x)$ -contracted quantizer \mathcal{Q}_{r-n_x} in R^{n_x} with the contraction rate $\rho_{\mathcal{Q}}$ and $2^{(r-n_x)h_{lin}} < M \lesssim 2^{(r-n_x)\varsigma}$ levels. Due to controllable (A, B) , there exists a linear transformation $\mathcal{T} : \mathbb{R}^{n_x} \rightarrow \mathbb{R}^{n_u \times n_x}$, called *deadbeat stabilizer* that can take state from any initial point $x_1 \in \mathbb{R}^{n_x}$ to $x_{n_x} = 0$ in n_x time steps assuming $V_t = 0, \forall t \geq 1$ [7, Ch. 3].

The operation of the encoder and decoder is organized into epochs $[\tau_i := ir + 1, \tau_{i+1}), i = 1, 2, \dots$. In each epoch, a block code of length $r - n_x$ can be used to transmit the quantizer outputs $q = \mathcal{Q}_{r-n_x}(x)$ in $r - n_x$ transmissions without error. Then n_x time instants in the epoch are not used for transmissions. This will be made clear later.

This transmission needs a feedback communication of $y \in \mathcal{Y}$ from the decoder to the encoder. To arrange for this, we employ Lemma 11 and pick a feedback control alphabet of size $|\mathcal{Y}|$. Its elements are labeled by the channel output letters $\{u(y)\}_{y \in \mathcal{Y}}$.

The encoder and decoder compute control command u_t which is produced as the sum $u_t = u_t^b + u_t^c$ of two parts. The basic control u_t^b aims to stabilize the plant, whereas the communication control u_t^c serves the feedback communication of y_t from the decoder to the encoder. The basic controls are generated at times τ_i in the form of a control program for the entire operation cycle $[\tau_i : \tau_{i+1})$. The current communication control is generated at the current time t on the basis of the message y_t currently received over the channel: $u_t^c = u(y)$. This ensures unit delayed communication of y_t to the encoder, as is required by the block code at hand. The encoder employs

this code to transmit the quantized value of the *scaled state* (see (184)). This value is determined at the beginning of the operation cycle τ_i and transmit if during the cycle $[\tau_i : \tau_{i+1})$. However since the length $r - n_x$ of the block code is less than the cycle duration r , the transmission will be completed at time $\tau_{i+1} - n_x - 1$. Let $\tau_i^* := \tau_{i+1} - n_x$, during the remainder $[\tau_i^* : \tau_{i+1})$, the encoder sends nothing over the channel. Hence for $t \in [\tau_i^* : \tau_{i+1})$, there is no need to communicate y_t from the decoder to the encoder and thus no need to employ communication control. The decoder uses this time to cancel the influence of the previously generated sequence of communication controls $u_{\tau_i}^c, \dots, u_{\tau_{i+1}-n_x-1}^c$ on the plant. To this end, for $t \in [\tau_i^* : \tau_{i+1})$ it puts

$$u_{\tau_i^* : \tau_{i+1}-1}^c = \mathcal{T}(\Xi(u_{\tau_i : \tau_i^*-1})), \quad (182)$$

where $\Xi(u_{\tau_{i+1} : \tau_i^*-1}) \in \mathbb{R}^{n_x}$ is the accumulated influence of the previous communication controls and can be obtained by

$$\Xi(u_{\tau_i : \tau_i^*-1}) := \sum_{\theta=\tau_i}^{\tau_i^*-1} A^{\tau_i^*-1-\theta} Bu_{\theta}^c. \quad (183)$$

The encoder generates the control commands u_t^c so that they be replicas of u_t . To this end, it calculates the basic controls by itself with overtaking the decoder by one cycle. For $t \in [\tau_i : \tau_i^*)$, it gets aware of y_t and thus u_t^c at time $t + 1$. So at time τ_i^* , the encoder is able to determine the “canceling tail” (182).

The encoder takes the following actions:

- Computes the quantized value of the *scaled state*:

$$\bar{q}_{\tau_i} = \mathcal{Q}_{r-n_x}(\varepsilon_{\tau_i}), \quad \varepsilon_{\tau_i} := \frac{x_{\tau_i}}{\delta_{\tau_i}}. \quad (184)$$

And encodes the quantized scaled state by the feedback encoding function with block length r and sends it across the channel during the next epoch $[\tau_i, \tau_{i+1})$.

- Computes the basic control over the next epoch $[\tau_{i+1}, \tau_{i+2})$ and updates the state upper bound:

$$u_{\tau_{i+1} : \tau_{i+2}-1}^b = \mathcal{T}(\hat{x}_{\tau_{i+1}|\tau_i}), \quad (185)$$

$$\delta_{\tau_i} = \delta_{\tau_{i-1}} \rho_{\mathcal{Q}} + \delta_*, \quad (186)$$

where $\delta_1 > \|\llbracket X_1 \rrbracket\|$, $\delta_* > D\gamma^r$ are arbitrarily chosen constants and $\rho_{\mathcal{Q}}$ is the contraction rate of the quantizer \mathcal{Q}_{r-n_x} . Here,

$$\hat{x}_{\tau_{i+1}|\tau_i} = \delta_{\tau_i} A^r \bar{q}_{\tau_i} + \sum_{\theta=\tau_i}^{\tau_{i+1}-1} A^{\tau_{i+1}-1-\theta} Bu_{\theta}^b, \quad (187)$$

which is the estimated value of states at τ_{i+1} based on the current measurements. For the first epoch, we set $u_{1:r}^b = 0$.

The decoder takes the following actions:

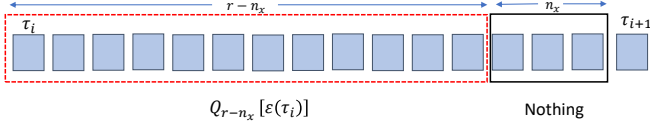


Fig. 11. Time-line structure for the channel input.

- Decodes the received block code and hence obtains $q_{\tau_{i-1}}$ at time τ_i .
- Computes the basic control for the epoch $[\tau_i, \tau_{i+1})$ and updates the state upper bound:

$$u_{\tau_i:\tau_{i+1}-1}^b = \mathcal{T}(\hat{x}_{\tau_i|\tau_{i-1}}), \quad (188)$$

$$\delta_{\tau_{i-1}} = \delta_{\tau_{i-2}}\rho_{\mathcal{Q}} + \delta_*, \quad (189)$$

where, $\hat{x}_{\tau_i|\tau_{i-1}}$ is obtained similar to (187) with one epoch delay due to the communication. Note that because of the error-less transmission, $\bar{q}_{\tau_{i-1}}$ is available at the decoder (with one epoch delay) and so $u_{\tau_i:\tau_{i+1}-1}^b$, $\delta_{\tau_{i-1}}$, as well as $\hat{x}_{\tau_i|\tau_{i-1}}$ are reconstructed with the same values at the encoder.

- Calculates the communication control:

$$u_t^c = \begin{cases} u_t(y), & \tau_i \leq t < \tau_i^* \\ (t - \tau_i^* + 1)\text{-th column of (182),} & \tau_i^* \leq t < \tau_{i+1} \end{cases} \quad (190)$$

- Applies $u_t = u_t^b + u_t^c$.

Lemma 12. *The coding method introduced above keeps the states bounded.*

Proof. We first show that the state estimate in (187) has a bounded error. We have

$$x_{\tau_{i-1}} - \hat{x}_{\tau_{i-1}|\tau_{i-2}} = A^r(x_{\tau_{i-1}} - \delta_{\tau_i}\bar{q}_{\tau_i}) \quad (191)$$

$$+ \sum_{\theta=\tau_{i-2}}^{\tau_{i-1}-1} A^{\tau_{i-1}-1-\theta}(Bu_{\theta} - Bu_{\theta}^b + v_{\theta}). \quad (192)$$

Note that $u_{\theta} - u_{\theta}^b = u_{\theta}^c$ and because the communication control impact is canceled in the last n_x steps of the epoch, we have

$$\sum_{\theta=\tau_{i-2}}^{\tau_{i-1}-1} A^{\tau_{i-1}-1-\theta}Bu_{\theta}^c = 0. \quad (193)$$

Let $\delta_{i-1} := \delta_{\tau_{i-1}}$ and D_r be the upper bound on the disturbance effect, defined in (163). By considering (193) and substituting (184) in (192), we obtain

$$\|x_{\tau_{i-1}} - \hat{x}_{\tau_{i-1}|\tau_{i-2}}\| \leq \delta_{i-1} \|A^r(\varepsilon_{\tau_{i-1}} - \bar{q}_{\tau_{i-1}})\| + D_r. \quad (194)$$

Note that since the updating rule for δ_i is the same as (161), hence (194) admits the same bound in (162) and therefore

$$\|x_{\tau_{i-1}} - \hat{x}_{\tau_{i-1}|\tau_{i-2}}\| \leq \rho_{\mathcal{Q}}\left(\delta_1 + \frac{\delta_*}{1 - \rho_{\mathcal{Q}}}\right) + D_r. \quad (195)$$

We now consider the state evolution and then

$$\|x_{\tau_i}\| = \left\| A^r x_{\tau_{i-1}} + \sum_{\theta=\tau_{i-1}}^{\tau_i-1} A^{\tau_i-1-\theta}(Bu_{\theta} + v_{\theta}) \right\| \quad (196)$$

$$\leq \left\| A^r x_{\tau_{i-1}} + \sum_{\theta=\tau_{i-1}}^{\tau_i-1} A^{\tau_i-1-\theta}B(u_{\theta}^b + u_{\theta}^c) \right\| + D_r \quad (197)$$

$$\leq \|A^r(x_{\tau_{i-1}} - \hat{x}_{\tau_{i-1}|\tau_{i-2}})\| + D_r \quad (198)$$

$$+ \left\| A^r \hat{x}_{\tau_{i-1}|\tau_{i-2}} + \sum_{\theta=\tau_{i-1}}^{\tau_i-1} A^{\tau_i-1-\theta}B(u_{\theta}^b + u_{\theta}^c) \right\|. \quad (199)$$

Since the deadbeat stabilizer, i.e., $\mathcal{T}(\hat{x}_{\tau_{i-1}|\tau_{i-2}})$ takes the states from $\hat{x}_{\tau_{i-1}|\tau_{i-2}}$ to zero and considering that $u_{\tau_{i-1}:\tau_i-1}^b = \mathcal{T}(\hat{x}_{\tau_{i-1}|\tau_{i-2}})$, we have

$$A^r \hat{x}_{\tau_{i-1}|\tau_{i-2}} + \sum_{\theta=\tau_{i-1}}^{\tau_i-1} A^{\tau_i-1-\theta}Bu_{\theta}^b = 0. \quad (200)$$

Here, similar to (193), $\sum_{\theta=\tau_{i-1}}^{\tau_i-1} A^{\tau_i-1-\theta}Bu_{\theta}^c = 0$. Thereby,

$$\|x_{\tau_i}\| \leq A^r \|x_{\tau_{i-1}} - \hat{x}_{\tau_{i-1}|\tau_{i-2}}\| + D_r \quad (201)$$

$$\leq \|A^r\| \rho_{\mathcal{Q}}\left(\delta_1 + \frac{\delta_*}{1 - \rho_{\mathcal{Q}}}\right) + D_r(1 + \|A^r\|), \quad (202)$$

which shows that the plant state is uniformly bounded and this completes the proof. \square

REFERENCES

- [1] A. Saberi, F. Farokhi, and G. N. Nair, "An explicit formula for the zero-error feedback capacity of a class of finite-state additive noise channels," in *IEEE International Symposium on Information Theory (ISIT)*, 2020, pp. 2108–2113.
- [2] C. Shannon, "The zero error capacity of a noisy channel," *IRE Transactions on Information Theory*, vol. 2, no. 3, pp. 8–19, 1956.
- [3] J. Körner and A. Orlitsky, "Zero-error information theory," *IEEE Transactions on Information Theory*, vol. 44, no. 6, pp. 2207–2229, 1998.
- [4] L. Zhao and H. H. Permuter, "Zero-error feedback capacity of channels with state information via dynamic programming," *IEEE Transactions on Information Theory*, vol. 56, no. 6, pp. 2640–2650, 2010.
- [5] A. Bracher and A. Lapidoth, "The zero-error feedback capacity of state-dependent channels," *IEEE Transactions on Information Theory*, vol. 64, no. 5, pp. 3538–3578, 2017.
- [6] N. Elia, "When Bode meets Shannon: Control-oriented feedback communication schemes," *IEEE Transactions on Automatic Control*, vol. 49, no. 9, pp. 1477–1488, 2004.
- [7] A. S. Matveev and A. V. Savkin, *Estimation and control over communication networks*. Springer Science & Business Media, 2009.
- [8] M. Franceschetti and P. Minero, "Elements of information theory for networked control systems," in *Information and Control in Networks*, G. Como, B. Bernhardsson, and A. Rantzer, Eds. Cham: Springer International Publishing, 2014, pp. 3–37.

- [9] R. W. Brockett and D. Liberzon, "Quantized feedback stabilization of linear systems," *IEEE Transactions on Automatic Control*, vol. 45, no. 7, pp. 1279–1289, 2000.
- [10] S. Tatikonda and S. Mitter, "Control under communication constraints," *IEEE Transactions on Automatic Control*, vol. 49, no. 7, pp. 1056–1068, 2004.
- [11] G. N. Nair and R. J. Evans, "Stabilizability of stochastic linear systems with finite feedback data rates," *SIAM Journal on Control and Optimization*, vol. 43, no. 2, pp. 413–436, 2004.
- [12] W. S. Wong and R. W. Brockett, "Systems with finite communication bandwidth constraints. i. state estimation problems," *IEEE Transactions on Automatic Control*, vol. 42, no. 9, pp. 1294–1299, 1997.
- [13] —, "Systems with finite communication bandwidth constraints. ii. stabilization with limited information feedback," *IEEE Transactions on Automatic Control*, vol. 44, no. 5, pp. 1049–1053, 1999.
- [14] G. N. Nair and R. J. Evans, "Exponential stabilisability of finite-dimensional linear systems with limited data rates," *Automatica*, vol. 39, no. 4, pp. 585–593, 2003.
- [15] R. L. Adler, A. G. Konheim, and M. H. McAndrew, "Topological entropy," *Transactions of the American Mathematical Society*, vol. 114, no. 2, pp. 309–319, 1965.
- [16] C. Kawan and S. Yüksel, "On optimal coding of non-linear dynamical systems," *IEEE Transactions on Information Theory*, vol. 64, no. 10, pp. 6816–6829, 2018.
- [17] D. Liberzon and S. Mitra, "Entropy and minimal bit rates for state estimation and model detection," *IEEE Transactions on Automatic Control*, vol. 63, no. 10, pp. 3330–3344, 2018.
- [18] V. Kostina, Y. Peres, G. Ranade, and M. Sellke, "Stabilizing a system with an unbounded random gain using only finitely many bits," *IEEE Transactions on Information Theory*, vol. 67, no. 4, pp. 2554–2561, 2021.
- [19] S. Tatikonda and S. Mitter, "Control over noisy channels," *IEEE Transactions on Automatic Control*, vol. 49, no. 7, pp. 1196–1201, 2004.
- [20] A. Sahai and S. Mitter, "The necessity and sufficiency of anytime capacity for stabilization of a linear system over a noisy communication link—Part I: Scalar systems," *IEEE Transactions on Information Theory*, vol. 52, no. 8, pp. 3369–3395, 2006.
- [21] A. S. Matveev and A. V. Savkin, "An analogue of Shannon information theory for detection and stabilization via noisy discrete communication channels," *SIAM Journal on Control and Optimization*, vol. 46, no. 4, pp. 1323–1367, 2007.
- [22] G. N. Nair, "A nonstochastic information theory for communication and state estimation," *IEEE Transactions on Automatic Control*, vol. 58, no. 6, pp. 1497–1510, 2013.
- [23] J. H. Braslavsky, R. H. Middleton, and J. S. Freudenberger, "Feedback stabilization over signal-to-noise ratio constrained channels," *IEEE Transactions on Automatic Control*, vol. 52, no. 8, pp. 1391–1403, 2007.
- [24] A. S. Matveev and A. V. Savkin, "Shannon zero error capacity in the problems of state estimation and stabilization via noisy communication channels," *International Journal of Control*, vol. 80, no. 2, pp. 241–255, 2007.
- [25] V. Kostina and B. Hassibi, "Rate-cost tradeoffs in control," *IEEE Transactions on Automatic Control*, vol. 64, no. 11, pp. 4525–4540, 2019.
- [26] R. H. Middleton, A. J. Rojas, J. S. Freudenberger, and J. H. Braslavsky, "Feedback stabilization over a first order moving average Gaussian noise channel," *IEEE Transactions on Automatic Control*, vol. 54, no. 1, pp. 163–167, 2009.
- [27] C. D. Charalambous, C. Kourtellis, and I. Tzortzis, "Ergodic control-coding capacity of stochastic control systems: Information signalling and hierarchical optimality of Gaussian systems," *SIAM Journal on Control and Optimization*, vol. 58, no. 1, pp. 104–135, 2020.
- [28] Q. Wang and S. Jaggi, "End-to-end error-correcting codes on networks with worst-case bit errors," *IEEE Transactions on Information Theory*, vol. 64, no. 6, pp. 4467–4479, 2018.
- [29] A. Badr, P. Patil, A. Khisti, W.-T. Tan, and J. Apostolopoulos, "Layered constructions for low-delay streaming codes," *IEEE Transactions on Information Theory*, vol. 63, no. 1, pp. 111–141, 2017.
- [30] T. J. Lim and M. Franceschetti, "Information without rolling dice," *IEEE Transactions on Information Theory*, vol. 63, no. 3, pp. 1349–1363, 2017.
- [31] X. Wang, A. J. Budkuley, A. Bogdanov, and S. Jaggi, "When are large codes possible for AVCs?" in *IEEE International Symposium on Information Theory (ISIT)*. IEEE, 2019, pp. 632–636.
- [32] M. Wiese, T. J. Oechtering, K. H. Johansson, P. Papadimitratos, H. Sandberg, and M. Skoglund, "Secure estimation and zero-error secrecy capacity," *IEEE Transactions on Automatic Control*, vol. 64, no. 3, pp. 1047–1062, 2019.
- [33] A. Rangi and M. Franceschetti, "Non-stochastic information theory," *arXiv preprint arXiv:1904.11632*, 2019.
- [34] M. Gagrani, Y. Ouyang, M. Rasouli, and A. Nayyar, "Worst-case guarantees for remote estimation of an uncertain source," *IEEE Transactions on Automatic Control*, vol. 66, no. 4, pp. 1794–1801, 2020.
- [35] D. Lind and B. Marcus, *An introduction to symbolic dynamics and coding*. Cambridge University Press, 1995.
- [36] F. Alajaji, "Feedback does not increase the capacity of discrete channels with additive noise," *IEEE Transactions on Information Theory*, vol. 41, no. 2, pp. 546–549, 1995.
- [37] A. Saberi, F. Farokhi, and G. N. Nair, "Bounded state estimation over finite-state channels: Relating topological entropy and zero-error capacity," *arXiv preprint arXiv:2003.11954*, 2020.
- [38] G. N. Nair, "A nonstochastic information theory for feedback," in *Decision and Control (CDC), 2012 IEEE 51st Annual Conference on*. IEEE, 2012, pp. 1343–1348.
- [39] A. Saberi, F. Farokhi, and G. N. Nair, "State estimation via worst-case erasure and symmetric channels with memory," in *IEEE International Symposium on Information Theory (ISIT)*. IEEE, 2019, pp. 3072–3076.
- [40] J. Massey, "Causality, feedback and directed information," in *Proc. Int. Symp. Inf. Theory Applic. (ISITA-90)*. Citeseer, 1990, pp. 303–305.
- [41] R. Ahlswede, "Channels with arbitrarily varying channel probability functions in the presence of noiseless feedback," *Zeitschrift für Wahrscheinlichkeitstheorie und verwandte Gebiete*, vol. 25, no. 3, pp. 239–252, 1973.
- [42] A. Schrijver, *Combinatorial optimization: polyhedra and efficiency*. Springer Science & Business Media, 2003, vol. 24.
- [43] R. L. Adler and B. Marcus, *Topological entropy and equivalence of dynamical systems*. American Mathematical Soc., 1979, vol. 219.
- [44] R. Hammack, W. Imrich, and S. Klavžar, *Handbook of Product Graphs*. CRC press, 2011.
- [45] L. Lovász, "On the Shannon capacity of a graph," *IEEE Transactions on Information Theory*, vol. 25, no. 1, pp. 1–7, 1979.
- [46] M. Mushkin and I. Bar-David, "Capacity and coding for the Gilbert-Elliott channels," *IEEE Transactions on Information Theory*, vol. 35, no. 6, pp. 1277–1290, 1989.
- [47] A. J. Goldsmith and P. P. Varaiya, "Capacity, mutual information, and coding for finite-state Markov channels," *IEEE Transactions on Information Theory*, vol. 42, no. 3, pp. 868–886, 1996.
- [48] A. S. Matveev and A. V. Savkin, "Comments on 'control over noisy channels' and relevant negative results," *IEEE Transactions on Automatic Control*, vol. 50, no. 12, pp. 2105–2110, 2005.
- [49] C. Godsil and G. F. Royle, *Algebraic graph theory*. Springer, New York, 2001.
- [50] S. Boyd, S. P. Boyd, and L. Vandenberghe, *Convex optimization*. Cambridge University Press, 2004.
- [51] R. A. Horn and C. R. Johnson, *Topics in matrix analysis*. Cambridge University Press, 1994.