

Constraining modified gravity with quantum optomechanics

Sofia Qvarfort^{1,2}, Dennis Rätzel³, Stephen Stopyra²

¹ QOLS, Blackett Laboratory, Imperial College London, SW7 2AZ London, United Kingdom

² Department of Physics and Astronomy, University College London, Gower Street, WC1E 6BT London, United Kingdom

³ Institut für Physik, Humboldt-Universität zu Berlin, 12489 Berlin, Germany

E-mail: sofiaqvarfort@gmail.com, svstopyra@googlemail.com

Abstract. We derive the best possible bounds that can be placed on Yukawa- and chameleon-like modifications to the Newtonian gravitational potential with a cavity optomechanical quantum sensor. By modelling the effects on an oscillating source-sphere on the optomechanical system from first-principles, we derive the fundamental sensitivity with which these modifications can be detected in the absence of environmental noise. In particular, we take into account the large size of the optomechanical probe compared with the range of the fifth forces that we wish to probe and quantify the resulting screening effect when both the source and probe are spherical. Our results show that optomechanical systems in high vacuum could, in principle, further constrain the parameters of chameleon-like modifications to Newtonian gravity.

1. Introduction

General Relativity is one of the most successful theories of nature, but there are compelling reasons to explore modifications to the behaviour of gravity on both large and small scales. Most of the precise predictions of General Relativity have consistently been demonstrated experimentally: among many others these include the perihelion shift of Mercury [1] and the existence of gravitational waves [2]. Similarly, the current standard cosmological model, the Λ Cold Dark Matter (Λ CDM) model, is another of General Relativity's success stories. However, in order to match observation, Λ CDM requires a positive cosmological constant [3, 4]. This is backed up by observations of supernovae, which indicate that the Universe's expansion is accelerating [5]. While a natural part of General Relativity, a cosmological constant poses a theoretical challenge to particle physics since the small observed value is inherently sensitive to high-energies, requiring delicate balancing [6]. Furthermore, many theories of high energy physics that attempt to solve this and other problems – such as building a consistent quantum theory of gravity – predict deviations from General Relativity. These theories are collectively known as *modified gravity theories*.

Modified gravity theories, however, typically face a difficult challenge in the form of solar system tests of Newton's laws. Models that differ from General Relativity significantly enough to explain the observed acceleration of the Universe on large scales are typically ruled out by their predicted deviations on smaller scales (solar system and laboratory tests) [7–9]. There are a large variety of approaches to modified gravity – see Koyama [10] for a comprehensive review – but many models attempt to address the problem of solar system tests via a *screening mechanism* [11]. Such mechanisms can be built into modified gravity theories to conceal deviations on solar system scales, without changing the large scale behaviour. An approach considered by many authors is the chameleon mechanism [12–14]; the basic idea is to add a scalar field that couples directly to gravity in a manner that depends on the local density of matter. In high-density regions, such as inside a galaxy, the effects of modified gravity are screened out, allowing the theory to evade solar system tests. In the low-density void regions between galaxies, however, the effects of modified gravity would be unscreened.

If such a density-dependent gravity mechanism is at play, it ought to be detectable in principle by high-precision laboratory experiments. In particular, the fundamental sensitivity improvements offered by quantum systems are especially promising [15]. At the moment, the detection of modified gravity, and in particular, chameleon fields, has been explored through a diverse variety of methods. Searches with classical systems include theoretical proposals for torsion balance tests of fifth forces [16–22], some of which have already been carried out as experiments [23, 24]. Additional proposals suggest that experiments which measure Casimir forces may also be used to constrain chameleon theories [18, 25–28]. In atom interferometry, which is already routinely used for quantum sensing, the uniformity of the atoms as well as the additional sensitivity gained from the superposition of flight-paths has led to impressive precision gravimetry sensitivities [29–32]. Several proposals have explored in depth the possibilities of searching for modified gravity and dark energy with atom interferometry [33–39], and some of the most stringent bounds on existing theories have been obtained in this way [40, 41]. Further viable routes towards detecting modified gravity include ultra-cold neutron experiments [42–48] and neutron interferometry [46, 49–52]. Finally, tests of atomic transition frequencies [53, 54], close examination of vacuum chambers and photo-detectors [55, 56], as well as tests of the electron magnetic moment [57] have also been proposed.

An additional approach to detecting the small-scale effects of modified gravity and screening is to take advantage of recent developments in the field of optomechanics, where a small mechanical element is coupled to a laser through radiation-pressure [58, 59]. Optomechanical systems encompass a diverse set of platforms which range from microscopic movable mirrors as part of a Fabry–Pérot cavity [60], levitated particles [61], clamped membranes [62], liquid Helium [63] and trapped cold atoms [64]. When the mechanical element is cooled down to sufficiently low temperatures, it enters into a quantum state that can be manipulated through measurements and optical control techniques. Ground-state cooling has been demonstrated across a number of platforms, including clamped membranes [65, 66] and recently also for levitated systems [67]. Optomechanical systems show promising potential as both classical and quantum-limited sensors [68–70], and recent studies have proposed their use as gravity sensors [71–74]. In fact, experimental searches for fifth forces with classical optomechanical setups have already been performed (see e.g. [75, 76]), where the bounds achieved fell within those excluded by atom interferometry. A key question, which we explore in this work, therefore becomes whether an optomechanical sensor in the quantum regime can improve on these

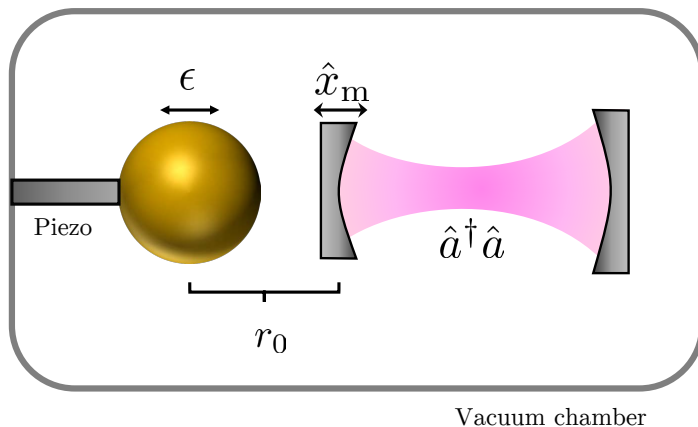


Figure 1. A gold source mass attached to a shear piezo oscillates to create a time-varying gravitational field. The field, which potentially contains deviations from Newtonian gravity, is detected by an optomechanical probe system where the photon number $\hat{a}^\dagger \hat{a}$ couples to the mechanical position \hat{x}_m as $\hat{a}^\dagger \hat{a} \hat{x}_m$, here presented as a moving-end mirror in a Fabry-Pérot cavity. The amplitude ϵ of the source mass oscillation is a fraction of the total distance r_0 between the systems. By accounting for the vacuum background density, we may also compute bounds on the parameters of the chameleon screening mechanism.

bounds. For an overview of searches for new physics with levitated optomechanical systems, see the recent review by Moore *et al.* [77]. The advantage of optomechanical sensors, as opposed to, for example, cold atom interferometry is that the sensitivity of the system can be improved while retaining the compact setup of the experiment. In contrast, improving the sensitivity of atom interferometry primarily relies on increasing the length of the flight-path of the atoms.

The key question we seek to answer in this work is: what range of parameters of modified gravity theories can be excluded with an quantum optomechanical sensor? To address this question, we consider a system described by a fully-nonlinear, dispersive, optomechanical Hamiltonian[‡] in the absence of environmental noise and decoherence. We then consider the gravitational field that arises when a source mass is placed next to the sensor. Since it is often difficult in experiments to distinguish a signal against a constant noise floor, we consider an oscillating source mass, which gives rise to a time-dependent gravitational field. Such a signal can then be isolated from other common low-frequency $1/f$ noise sources via a Fourier analysis of the data. To determine whether our analysis is valid in the case of a chameleon field, we derive the resulting time-dependent potential from first principles, where we find that a potential that moves with the mass is the correct choice for non-relativistic velocities. Another key consideration for optomechanical systems is the relatively large size of the optomechanical probe, which we find contributes to the chameleon screening of the fifth force (as opposed to, for example, cold atoms, where the screening length of the atomic probes is very small). To take the finite screening length into account, we go beyond the common approximation that the probe radius is small compared to the range of the chameleon field and derive analytic expressions for the modified force seen by the probe. Then, using tools from quantum information theory and quantum metrology such as the quantum Fisher information, we are able to estimate the fundamental sensitivity for detecting deviations from Newtonian gravity. To further improve the sensitivity, we also consider known ways to enhance the optomechanical sensor in the form of squeezed light and a modulated optomechanical coupling [74].

Our main results include the bounds presented in Fig. 3, which shows the parameter ranges of modified gravity theories that could potentially be excluded with an ideal optomechanical sensor. The bounds are

[‡] This Hamiltonian is often linearised for a strong coherent input drive, however the fully nonlinear (in the sense of the equations of motion) Hamiltonian is a more fundamental description. In this sense, our analysis specifically focuses on describing the intra-cavity state rather than the output.

computed for a specific set of experimental parameters. To facilitate investigations into additional parameter regimes, we have made the code used to compute the bounds available (see the Data Availability Statement). While experiments are unlikely to achieve the predicted sensitivities due to noise and systematic effects, our bounds constitute a fundamental limit for excluding effects beyond Newtonian gravity given the experimental parameters in question.

This work is structured as follows. In Section 2 we present the proposed experimental setup and optomechanical Hamiltonian, and then we proceed to discuss Yukawa potentials as a modification to the Newtonian gravitational potential in Section 3. We consider those sourced by a chameleon field and provide a first-principles’ derivation of the time-dependent potential that results from the mass oscillating around an equilibrium position. We also discuss screening effects inherent to chameleon fields and derive the screening effect that arises from the size of the optomechanical probe. In Section 4, we linearise the modified gravitational potential, and in Section 5, we provide an introduction to quantum metrology and the quantum Fisher information. These tools allow us to present analytic expressions for the fundamental sensitivity of the system, which we do in Section 6. The work is concluded by a discussion in Section 7 and some final remarks in Section 8.

2. Experimental setup and optomechanical dynamics

We envision an experimental setup similar to that used in [78], where an oscillating source mass made of solid gold is placed in a vacuum chamber adjacent to an optomechanical probe (see Fig. 1). We have chosen gold because we require the highest possible density in order to detect gravitational effects and maximise the effect of density-dependent screening mechanisms such as chameleon fields[§]. The source mass oscillates back and forth with the help of a shear piezo at a fixed frequency. The optomechanical probe is then allowed to move along the same axis as the oscillating mass. By injecting light into the cavity, the position of the optomechanical coupling is dispersively coupled to the optical field through radiation-pressure. The strength of the coupling between the optical and mechanical modes is different for each implementation, but the interaction can generally be described through similar dynamics. In this work, we begin with a general description, but later specialise towards a spherical system since it allows for analytical treatments of some modified gravity potentials.

The optomechanical Hamiltonian, which governs the dynamics of the optomechanical probe, is given by (in the absence of an external gravitational field):

$$\hat{H}_0 = \hbar\omega_c \hat{N}_a + \hbar\omega_m \hat{N}_b - \hbar k(t) \hat{N}_a (\hat{b}^\dagger + \hat{b}), \quad (1)$$

where ω_c and ω_m are the oscillation frequencies of the optical cavity mode and mechanical mode respectively, with annihilation and creation operators \hat{a}, \hat{a}^\dagger and \hat{b}, \hat{b}^\dagger . We have also defined $\hat{N}_a = \hat{a}^\dagger \hat{a}$ and $\hat{N}_b = \hat{b}^\dagger \hat{b}$ as the photon and phonon number operators.

The coupling $k(t)$ is the (potentially time-dependent) characteristic single-photon interaction strength between the number of photons and the position of the mechanical element. It takes on different forms depending on the optomechanical platform in question. Among the simplest couplings is that for a moving mirror that makes up one end of a cavity, $k = (\omega_l/L)\sqrt{\hbar/(2m\omega_m)}$, where ω_l is the laser frequency and L is the length of the cavity. In this work, we also consider modulating the coupling in time; it has been previously found that such modulations can be used to enhance the sensitivity of the optomechanical sensor if they can be made to match the oscillation of the external force [74]. Modulation of the optomechanical coupling can be introduced in different ways depending on the experimental platform in question. For example, the mechanical frequency of a cantilever can be modified by applying an oscillating electric field [79, 80], and a modulated coupling arises naturally through the micro-motion of a levitated system in a hybrid electro-optical trap [81–83].

When treating the system in a closed and ideal setting, we can model the initial state as a separable state of the light and the mechanical element. For the optical state, we consider injecting squeezed light into the cavity. Squeezed light has been shown to fundamentally enhance the sensitivity to displacements [15]. The

[§] While there are denser materials, such as depleted Uranium, gold is a stable material that has previously been used for small-mass sensing, see e.g. Ref [78].

state of the mechanical element, on the other hand, is most accurately described as thermal at a non-zero temperature. With these assumptions, the initial state of the system can be written as

$$\hat{\rho}(0) = |\zeta\rangle\langle\zeta| \otimes \sum_{n=0}^{\infty} \frac{\tanh^{2n} r_T}{\cosh^2 r_T} |n\rangle\langle n|, \quad (2)$$

where $|\zeta\rangle = \hat{S}_\zeta |\mu_c\rangle$ is a squeezed coherent state of the optical field where $\hat{S}_\zeta = \exp[(\zeta^* \hat{a}^2 - \zeta \hat{a}^{\dagger 2})/2]$ and where the coherent state satisfies $\hat{a} |\mu_c\rangle = \mu_c |\mu_c\rangle$. The squeezing parameter can also be in spherical polar form as $\zeta = r e^{i\varphi}$. Squeezed states can be generated through four-wave mixing in an optical cavity [84] or parametric down-conversion [85]. See also Ref [86] for a review of squeezed state generation. The parameter r_T of the thermal state arises from the Bose–Einstein distribution and is defined by $\tanh r_T = \exp\left[-\frac{\hbar \omega_m}{2 k_B T}\right]$, where T is the temperature of the system and k_B is Boltzmann’s constant.

In order to compute the sensitivity bounds for detecting modified gravity, we model the effect of the gravitational force on the optomechanical system as a contribution to the dynamics. When the force is weak, it can be linearised and included as a displacement term in the optomechanical Hamiltonian shown in Eq. (1). In this section, we provide a general derivation of this linearised force, while in Section 4 we specialise to Yukawa-like modifications to the Newtonian potential, as well as a chameleon modification.

We start by assuming that the source mass and the mechanical element of the optomechanical system are constrained to move along the x -axis. We let the mechanical element be subject to a harmonic potential centered at $x = 0$ and we label the position of the source mass $x_S(t)$. Then, we assume that there is a small perturbation to the centre-of-mass position of the mechanical element that we call δx , and, assuming that $|x_S(t)| \gg |\delta x|$ at all times, we write the relative distance between the systems as $x_S(t) - \delta x$. Provided that δx remains small, we can Taylor expand the system to first order in δx . Given a generic potential term $V(x_S(t) - \delta x)$, we find, to first order in δx :

$$V(x_S(t) - \delta x) = V(x_S(t)) - V'(x_S(t)) \delta x + \mathcal{O}[(\delta x)^2]. \quad (3)$$

The first term in Eq. (3) represents a time-dependent shift of the overall energy, however it does not depend on the position of the optomechanical system. The second term describes the (potentially time-dependent) displacement of the mechanical element with δx . The second-order term in δx leads to a shift in the mechanical frequency that we do not model here, but dynamics of this kind have been previously studied [87]. The expansion in Eq. (3) is valid as long as δx remains small such that the higher-order terms can be neglected. We outline the conditions for this being true in the Discussion (see Section 7).

We proceed to promote δx to an operator $\delta x \rightarrow \hat{x}_m$, which can be written in terms of the annihilation and creation operators \hat{b} and \hat{b}^\dagger of the mechanical element as

$$\hat{x}_m = x_0 (\hat{b}^\dagger + \hat{b}), \quad (4)$$

where $x_0 = \sqrt{\hbar/(2m\omega_m)}$ is the zero-point fluctuation of the mechanical oscillator. The full optomechanical Hamiltonian including the modified gravitational potential can then be written as

$$\hat{H}(t) = \hat{H}_0 - V'(x_S(t)) x_0 (\hat{b}^\dagger + \hat{b}), \quad (5)$$

where \hat{H}_0 is given in Eq. (1) and where the time-dependent modified Newtonian gravitational force is contained in the second term $\mathcal{G}(t)$.

The time-evolution of the system with the Hamiltonian in Eq. (5) can be written as the following time-ordered exponential:

$$\hat{U}(t) = \overleftarrow{\mathcal{T}} \exp \left[-\frac{i}{\hbar} \int_0^t dt' \hat{H}(t') \right], \quad (6)$$

where the time-dependence of the gravitational potential in $\hat{H}(t)$ requires careful consideration. Such dynamics have been studied previously [87, 88] and provide a short overview of the treatment [Appendix C](#). Later on in this work, we use the expression for $\hat{U}(t)$ to derive the sensitivity of the system to modifications of the Newtonian potential, but first, we will study the form of the modifications in-depth.

3. Modified gravitational potential and screening from the source and the probe

In this section, we discuss an example of how the chameleon mechanism would alter the Newtonian force law on sub-millimetre scales. We write all equations in terms of SI units, but energy units (as used elsewhere in the literature) can be restored by setting $\hbar = c = 1$ throughout.

3.1. Yukawa modifications to the gravitational force law

Although there are many ways of modifying Newton's laws on short distances, perhaps one of the best motivated theoretically is to add a Yukawa term to the potential. Yukawa potentials are ubiquitous in scalar field theories, since they are the solution to the sourced (inhomogeneous) Klein–Gordon equation for a massive field in the case of spherical symmetry. As a consequence of Lovelock's theorem [89], modifications to General Relativity require either additional degrees of freedom such as a scalar field, or more exotic scenarios such as large extra dimensions, higher derivatives, or non-locality. Consequently, additional scalar fields are common in modified gravity theories. These act like a fifth force and give rise to a gravitational potential of the form:

$$V(r) = -\frac{G M_S m}{r} \left(1 + \alpha e^{-r/\lambda}\right), \quad (7)$$

where α parametrises the intrinsic difference in strength between the Yukawa-like fifth force and gravity, while λ parametrises the range of this fifth-force. Note that it is possible to have $\alpha \gg 1$ and still agree with existing constraints, provided the force is sufficiently short range to have evaded tests of gravity on short distances.

For this work, we will consider a chameleon screening mechanism that gives rise to a Yukawa-like force. However, the methods we describe can be broadly applied to many different Yukawa-type modifications of the gravitational field on short distances. In the chameleon mechanism, short distance modifications to the Newtonian force law are *screened* from the reach of solar system tests by the presence of a density-dependent scalar field, known as the chameleon field. In regions of relatively high average density – such as can be found inside a galaxy – the chameleon field has a high mass, making it hard to detect at colliders and altering the gravitational force law in such a way as to be consistent with solar-system experiments (this is the ‘screening’ effect). However, in regions of low-density – such as in cosmological voids – the field is lighter and the effects of modified gravity unscreened. This allows modified gravity theories to have substantial effects on cosmological scales, while being difficult to detect on galactic or solar-system scales.

We review the properties of chameleon fields in [Appendix A](#). The net effect of the chameleon scalar field is to modify the effective Newtonian potential affecting a test particle. Specifically, the effective potential at position \mathbf{x} is given by

$$\Phi_{\text{eff}}(\mathbf{x}) = \Phi_N(\mathbf{x}) + \Phi_C(\mathbf{x}) \approx \Phi_N(\mathbf{x}) + \frac{\phi(\mathbf{x})}{M}, \quad (8)$$

where Φ_N is the standard Newtonian potential, and Φ_C is the modification to it arising from the chameleon field. The parameter M (here chosen to be a mass to give the correct units for a potential) determines how strongly the chameleon field affects test particles and arises from the non-minimal coupling of the chameleon field to curvature as discussed in [Appendix A](#).

In this work, we consider a chameleon model with an effective interaction potential

$$V_{\text{eff}}(\phi) = \frac{\Lambda^{4+n}}{\phi^n} + \frac{\phi \rho}{M} (\hbar c)^3. \quad (9)$$

We explore only the case $n = 1$ in this work: other models and choices of n are possible, but we choose this specific example to demonstrate how the method works in principle. This model has two parameters; Λ , which characterises the energy scale of the chameleon's self-interaction potential; and M which characterises how strongly the chameleon responds to the local mass density, ρ .

For $n = 1$ the background value of the field, ϕ_{bg} , in an environment of constant mass density ρ_{bg} is given by

$$\phi_{\text{bg}} = \sqrt{\frac{M \Lambda^5}{\rho_{\text{bg}} (\hbar c)^3}}. \quad (10)$$

In the centre of the source, the chameleon field reaches its minimum value of ϕ_S (which can be obtained by replacing the density ρ_{bg} in Eq. (10) with the source density ρ_S). The mass of the chameleon field, m_{bg} , is density dependent (see [Appendix A](#)) and given by

$$m_{\text{bg}}c^2 = \left(\frac{4\rho_{\text{bg}}^3(\hbar c)^9}{M^3\Lambda^5} \right)^{1/4}. \quad (11)$$

The key question for us is how the field results in a force on the optomechanical sensor. This is what we consider next.

3.2. Force on the optomechanical sensor

The effect of a chameleon field is in principle detectable in a high-vacuum environment. In practise, this requires extremely precise acceleration measurements, which an optomechanical system can provide. In this work we will model both the source mass and the detector probe as spheres, and compute the sensitivity using the Chameleon force between these two spheres. There are therefore two effects to consider: the response of the field in Eq. (8) to the spherical source, and the response of the probe to that field. Due to the nature of the chameleon field, a non-point-like probe will not simply follow the gradient of Eq. (8) as would a test particle: instead there is an additional screening effect due to the interactions of the probe itself with the field.

To derive the force that acts on the sensor, we consider the field inside the vacuum chamber. Burrage *et al.* [33] derived the chameleon field around a spherical source of mass M_S and radius R_S as a function of distance from the centre of the sphere, r . They assumed in their derivation that the range of the chameleon force was large compared to the size of the source (that is, $m_{\text{bg}}R_Sc/\hbar \ll 1$). To allow us to consider a broad parameter space, we do not assume that either $m_{\text{bg}}R_Sc/\hbar \ll 1$ or $m_{\text{bg}}R_Pc/\hbar \ll 1$ where the indices S and P denote the source and probe, respectively. In what follows, we go beyond existing studies in this regard by including sources (probes) with non-negligible size compared to the range of the force.

We use the same asymptotic matching approach as Burrage *et al.* [33] to obtain an expression for the chameleon field around a spherical matter distribution:

$$\phi(r) = \begin{cases} \phi_i, & r < S_i \\ \phi_S + \frac{\hbar c M_S}{8\pi R_i M} \frac{r^3 - 3S_i^2 r + 2S_i^3}{r R_i^2}, & S_i < r < R_i \\ \phi_{\text{bg}} - \frac{\hbar c M_i}{4\pi r M(1+m_{\text{bg}}R_i c/\hbar)} \left(1 - \frac{S_i^3}{R_i^3}\right) e^{-m_{\text{bg}}c(r-R_i)/\hbar}, & r > R_S \end{cases}. \quad (12)$$

Here, $i = S, P$ for the source and probe respectively. ϕ_i is the equilibrium value of the chameleon field in a material with the source (probe) density: the field will attain this value at some radius $S_i \leq R_i$. There is then a transition layer where the field ϕ_i increases to its surface value, before increasing to the equilibrium value in the background density, ϕ_{bg} . The range of the force outside the source is controlled by the density-dependent chameleon mass, m_{bg} . The full derivation of Eq. (12) is given in [Appendix A.1](#).

The value of the length scale S_i depends on the source/probe properties, the chameleon model, and environmental properties. For the model we consider here, it is found by solving the following cubic equation:

$$\frac{S_i^2}{R_i^2} + \frac{2}{3} \left[\frac{1}{1 + m_{\text{bg}}R_i c/\hbar} - 1 \right] \frac{S_i^3}{R_i^3} = 1 - \frac{8\pi M}{3M_i} R_i (\phi_{\text{bg}} - \phi_i) c/\hbar + \frac{2}{3} \left[\frac{1}{1 + m_{\text{bg}}R_i c/\hbar} - 1 \right]. \quad (13)$$

In the $m_{\text{bg}}R_i c/\hbar \rightarrow 0$ and $\phi_{\text{bg}} \gg \phi_i$ limits, this reduces to

$$S_i = R_S \sqrt{1 - \frac{8\pi M}{3M_i} \frac{R_i \phi_{\text{bg}}}{\hbar c}}, \quad (14)$$

which is the result found by Burrage *et al.* [33]. S_i parametrises the screening effect of the chameleon mechanism for a spherical source/probe: for example, when S_i is much lower than R_i , the field is effectively unscreened while for $S_i \approx R_i$ the field is heavily screened. Outside of the source ($r > R_i$), we see from Eq. (12) that the scalar field, and thus the modified gravitational potential, has an effective Yukawa form.

Thus, a chameleon field of this type would manifest as a Yukawa-like modification to the acceleration of a test particle. Since our proposed experimental setup will involve measuring acceleration outside of the sphere, we only need the $r > R_i$ part of the solution.

When viewed as a Yukawa-type force of the form considered in Eq. (7), and when the probe itself does not contribute to the screening, the resulting fifth-force strength α and range λ are given by

$$\alpha_{\text{bg}} = \frac{2M_{\text{P}}^2}{M^2} \xi_S, \quad \text{and} \quad \lambda_{\text{bg}} = \frac{\hbar}{m_{\text{bg}} c}, \quad (15)$$

where $M_{\text{P}} \approx \sqrt{\hbar c / (8\pi G)} = 4.341 \times 10^{-9} \text{ kg}$ is the reduced Planck mass (here expressed as a mass rather than an energy), α_{bg} depends on the background density through ξ_S , which is given by [33]

$$\xi_S = \begin{cases} 1, & \rho_S R_S^2 < 3M \phi_{\text{bg}} / (\hbar c), \\ 1 - \frac{S_S^3}{R_S^3}, & \rho_S R_S^2 > 3M \phi_{\text{bg}} / (\hbar c). \end{cases} \quad (16)$$

As long as the optomechanical sensor is approximated as a point-particle, such that $R_P / \lambda_{\text{bg}} \ll 1$, the force felt by the optomechanical probe can therefore be written as

$$F = -\frac{G M_S m}{|\mathbf{x}_S|^2} \left[1 + \alpha_{\text{bg}} \left(1 + \frac{|\mathbf{x}_S(t)|}{\lambda_{\text{bg}}} \right) e^{-|\mathbf{x}_S(t)| / \lambda_{\text{bg}}} \right]. \quad (17)$$

The point-particle approximation is however quite severe, especially for an optomechanical probe, the radius of which can be quite large compared with the range of the force in question. We proceed to consider the screening from the probe in the following section.

3.3. Chameleon screening from the optomechanical probe

Compared with the atoms used in alternative approaches to the detection of fifth-force modifications to gravity, such as atom interferometry, the optomechanical probe can potentially be relatively large compared to the range of fifth forces. This can result in significant contributions to the chameleon field screening. The screening depends strongly on the geometry of the system; in general, numerical methods are needed to compute the full screening [90]. As such, it is difficult to estimate the screening for say a Fabry–Pérot moving-end mirror; however the problem is simplified when both the source sphere and the probe are spherically symmetric. This is the case when the mechanical element in the optomechanical system is a levitated sphere, made, for example, by silica.

To estimate the extent of the screening for a spherical optomechanical probe, we consider the force that arises from the movement on the time-dependent mass. See Appendix B.3 for the full calculation. In the limit where the probe radius is much smaller than the distance between the probe and the source sphere $R_P \ll |\mathbf{x}_S(t)|$, we find the following expression for the force:

$$F = -\frac{G M_S m}{|\mathbf{x}_S|^2} \left[1 + \alpha_{\text{bg},P} \left(1 + \frac{|\mathbf{x}_S(t)|}{\lambda_{\text{bg}}} \right) e^{-|\mathbf{x}_S(t)| / \lambda_{\text{bg}}} f(R_P / \lambda_{\text{bg}}, |\mathbf{x}_S(t)| / \lambda_{\text{bg}}) \right], \quad (18)$$

where the sensor-dependent fifth-force strength is defined as

$$\alpha_{\text{bg},P} = \frac{2M_{\text{P}}^2}{M^2} \xi_S \xi_P, \quad (19)$$

where we have added the subscript 'P' to denote that screening from the probe is here taken into account. Furthermore, ξ_S and ξ_P (again labelled S for the source and P probe, respectively), are given in Eq. (16). To compute ξ_P , we replace M_S , R_S and ρ_S with M_P , R_P and ρ_P . Finally, the function f is a form-factor given by

$$f(x, y) = (1 + x) e^{-x} \left[\frac{\sinh(x)}{x} - \left(\frac{y}{1 + y} - 2 \right) \frac{1}{y} \left(\cosh(x) - \frac{\sinh(x)}{x} \right) \right]. \quad (20)$$

This approaches 1 in the $x = m_{\text{bg}} R_P c / \hbar = R_P / \lambda_{\text{bg}} \rightarrow 0$ limit, in which case Eq. (18) reduces to the result of Burrage *et al.* [33] for the force between two spheres. Since spherical probes or source masses generally maximise the screening [90], Eq. (18) can be interpreted as a conservative estimate of the screening due to the shielding from the probe.

Burrage *et al.* [33] make use of the $R_P / \lambda_{\text{bg}} \rightarrow 0$, since the probe radius in the case of atom interferometry is typically much smaller than λ_{bg} . For an optomechanical probe, however, the additional screening introduced by the probe can be substantial, but not, as we shall see, detrimental. In what follows, we compute the sensitivity both with and without the screening from the probe, where the latter corresponds to approximating the probe as a point particle.

3.4. Potential from a moving source-mass

In this work, we consider a moving source mass. This brings up a consideration of how the chameleon field responds to the motion of the source mass. For the gravitational field, we know that changes in the potential propagate outwards at the speed of light, and thus the appropriate potential to use is the retarded Newtonian potential. The situation is less clear for the scalar field, however. Since it is massive, it is not immediately obvious information will propagate outwards at the speed of light. To get an idea of its behaviour we need to know the speed, v_I , at which information propagates through the scalar field. We show in Appendix B.2 that this is also, in fact, the speed of light. Consequently, the potential can be approximated by the time dependent form

$$\Phi_C(\mathbf{x}, t) = \frac{\phi_{\text{bg}}}{M} - \frac{GM_S}{|\mathbf{x} - \mathbf{x}_S(t)|} \alpha_{\text{bg}} e^{-|\mathbf{x} - \mathbf{x}_S(t)| / \lambda_{\text{bg}}}. \quad (21)$$

where t should be replaced with the retarded time given by Eq. (B.9), however, we can ignore this for the non-relativistic speeds and distances considered in this setup. Since both the chameleon field, ϕ , and the metric, $g_{\mu\nu}$ (which gives rise to the Newtonian potential, Φ_N) are well-defined dynamical quantities, the time-dependence of this potential is well-defined. We note at this point that if quantum corrections are large, the effective speed of information propagation for the scalar field, v_I , may differ from c [91]. However, large quantum corrections of this size would mean that we cannot readily use the effective field theory treatment of the chameleon field assumed throughout [92], so we do not consider this effect here. We can therefore use Eq. (21) in the discussion that follows to measure the values of α and λ , and thus the parameters Λ and M of the chameleon field.

4. Linearised modified Newtonian potential

In order to compute the sensitivity of the optomechanical system, we need to include the force on the sensor shown in Eq. (18) into the dynamics of the optomechanical system. It is possible to obtain the solution numerically, but in order to obtain analytic expressions, we choose to linearise the Yukawa modification of the force for small oscillations of the source-mass. We let the time-dependent distance between the systems $x_S(t)$ be given by:

$$x_S(t) = r_0 (1 - \epsilon \cos(\omega_0 t + \phi_0)), \quad (22)$$

where ϵ is a dimensionless oscillation amplitude defined as a fraction of r_0 , where ω_0 is the oscillation frequency and ϕ_0 is a phase shift that we specify later in order to maximize the sensitivity.

In the following two sections, we show the linearisation of the force for a generic Yukawa potential, and for the chameleon force with a large optomechanical probe that contributes to the screening.

4.1. Linearising the Yukawa potential

We now linearise the contributions from the Yukawa potential to Eq. (7) for small oscillation amplitudes $\epsilon \ll 1$. We note that, for specific values of α and λ , higher order contributions to the Newtonian gravitational force may be larger than the first-order contributions to the Yukawa force. It is therefore important that, when taking data in an experiment, we determine the origin of the observed values (see the Discussion in

Section 7). Linearising, we obtain

$$\mathcal{G}_{\text{Yuk}}(t) \approx -\frac{GM_S m}{x_S^2(t)} - mg_N \left[\kappa + \sigma \epsilon \cos(t\omega_0 + \phi_0) \right]. \quad (23)$$

where $g_N = G M_S / r_0^2$ is the Newtonian gravitational acceleration at the equilibrium distance r_0 and where we defined the two parameters

$$\kappa = \alpha e^{-r_0/\lambda} \left(1 + \frac{r_0}{\lambda} \right), \quad \text{and} \quad \sigma = \alpha e^{-r_0/\lambda} \left(2 + 2\frac{r_0}{\lambda} + \frac{r_0^2}{\lambda^2} \right), \quad (24)$$

which quantify the deviation of the constant and the time-dependent part of the force from the Newtonian one, respectively. We make this distinction because in an experiment, it is often possible to isolate a time-dependent signal from a constant noise floor. In addition, systematic effects such as the Casimir effect can be effectively screened out in this way (we return to this point in the Discussion in Section 7). We will therefore focus on estimating σ as part of our analysis.

4.2. Linearising the chameleon potential from a screened spherical probe

For a spherical optomechanical probe, the force between the probe and the source is given in Eq. (18). We note that the form factor shown in Eq. (20), which arises due to the screening from the optomechanical probe, depends on $x_S(t)$ and is therefore time-dependent. To determine the constant and time-dependent contributions, we again assume that the source sphere oscillates around the equilibrium distance r_0 according to Eq. (22). Noting that $x_S(t)$ only enters into the y -terms in Eq. (20), we find

$$\mathcal{G}_{\text{Cha}}(t) \approx -\frac{GM_S m}{x_S^2(t)} - mg_N (\kappa + \sigma \epsilon \cos(\omega_0 t + \phi_0)), \quad (25)$$

where the expressions for κ and σ now read

$$\begin{aligned} \kappa &= \alpha_{\text{bg},P} e^{-r_0/\lambda_{\text{bg}}} \left[\left(1 + \frac{r_0}{\lambda_{\text{bg}}} \right) A(R_P/\lambda_{\text{bg}}) + \left(1 + 2\frac{\lambda_{\text{bg}}}{r_0} \right) B(R_P/\lambda_{\text{bg}}) \right], \\ \sigma &= \alpha_{\text{bg},P} e^{-r_0/\lambda_{\text{bg}}} \left[\left(2 + 2\frac{r_0}{\lambda_{\text{bg}}} + \frac{r_0^2}{\lambda_{\text{bg}}^2} \right) A(R_P/\lambda_{\text{bg}}) + \left(4 + 6\frac{\lambda_{\text{bg}}}{r_0} + \frac{r_0}{\lambda_{\text{bg}}} \right) B(R_P/\lambda_{\text{bg}}) \right], \end{aligned} \quad (26)$$

where we have defined:

$$A(x) = (1+x) e^{-x} \frac{\sinh(x)}{x}, \quad \text{and} \quad B(x) = (1+x) e^{-x} \left(\cosh(x) - \frac{\sinh(x)}{x} \right). \quad (27)$$

The expressions in Eq. (27) arise from the form-factor in Eq. (20).

For the parameter regimes considered in this work, we find that $R_P/\lambda_{\text{bg}} \ll 1$. This means that the form factors become $A(R_P/\lambda_{\text{bg}}) = 1$ and $B(R_P/\lambda_{\text{bg}}) = 0$. As a result, κ and σ simplify to

$$\begin{aligned} \kappa &= \alpha_{\text{bg},P} e^{-r_0/\lambda_{\text{bg}}} \left(1 + \frac{r_0}{\lambda_{\text{bg}}} \right), \\ \sigma &= \alpha_{\text{bg},P} e^{-r_0/\lambda_{\text{bg}}} \left(2 + 2\frac{r_0}{\lambda_{\text{bg}}} + \frac{r_0^2}{\lambda_{\text{bg}}^2} \right), \end{aligned} \quad (28)$$

which has the same form as Eq. (24). We are now ready to compute the sensitivities of the optomechanical sensor, but first, we provide a brief introduction to the quantum metrology tools we use for this purpose.

5. Quantum metrology and ideal bounds

To determine the sensitivity of the optomechanical system, we turn to tools from quantum metrology. Specifically, we focus on computing the quantum Fisher information (QFI), which we denote \mathcal{I}_θ , where θ

is the parameter that we wish to estimate. Intuitively the QFI can be seen as a measure of how much the quantum state of the system changes given a specific encoding of θ . The QFI then provides a measure of the change in the state with θ compared with the case when the state is unaffected. See also Ref [93] for an intuitive introduction to the QFI and related concepts in quantum metrology.

The connection to sensitivity stems from the fact that the QFI provides a lower bound to the variance $\text{Var}(\theta)$ of θ through the quantum Cramér–Rao bound [94, 95]:

$$\text{Var}(\theta) \geq \frac{1}{\mathcal{M} \mathcal{I}_\theta}, \quad (29)$$

where \mathcal{M} is the number of measurements or probes used in parallel. The standard deviation of θ is then given by $\Delta\theta = 1/\sqrt{\mathcal{M} \mathcal{I}_\theta}$. However, it is important to note that the QFI does not reveal the actual measurement that yields the best sensitivity. To obtain this information, one must compute the classical Fisher information for a particular measurement and examine whether it saturates the quantum Fisher information.

For unitary dynamics and mixed initial states written in the form of $\hat{\rho} = \sum_n \lambda_n |\lambda_n\rangle\langle\lambda_n|$, the QFI can be cast as [96, 97]:

$$\mathcal{I}_\theta = 4 \sum_n \lambda_n \left(\langle\lambda_n| \hat{\mathcal{H}}_\theta^2 |\lambda_n\rangle - \langle\lambda_n| \hat{\mathcal{H}}_\theta |\lambda_n\rangle^2 \right) - 8 \sum_{n \neq m} \frac{\lambda_n \lambda_m}{\lambda_n + \lambda_m} \left| \langle\lambda_n| \hat{\mathcal{H}}_\theta |\lambda_m\rangle \right|^2, \quad (30)$$

where the operator $\hat{\mathcal{H}}_\theta$ is defined as $\hat{\mathcal{H}}_\theta = -i\hat{U}_\theta^\dagger \partial_\theta \hat{U}_\theta$. Here, \hat{U}_θ is the unitary operator that encodes the parameter θ into the system.

In our case, $\hat{U}(\theta)$ is the unitary operator that arises from the Hamiltonian in Eq. (5), and the effect we wish to estimate is the effect of the Yukawa potential on the probe. Therefore, in order to compute \mathcal{I}_θ , we must first solve the time-evolution of the system, which is often challenging when the signal is time-dependent, as is the case for us here. Some of these challenges can however be addressed by making use of a previously established method for solving the Schrödinger equation using a Lie algebra approach [98]. Details of this solution were first used to study a purely Newtonian time-dependent gravitational potential [74] and can be found in [Appendix C](#).

Using the expression for \mathcal{I}_θ in Eq. (30), we can derive a compact expression for the QFI that represent the sensitivity with which modifications to Newtonian gravity can be detected. In our case, we let the parameter θ of interest be either κ or σ as defined in Eq. (24). By then applying the Cramér–Rao bound, we can derive the standard deviation for each parameter. We then consider the ratios $\Delta\kappa/\kappa$ or $\Delta\sigma/\sigma$, which describe the relative error of the collective measurements. In this work, we say that we can distinguish these modifications if the error in κ and σ is smaller than one, that is, when $\Delta\kappa/\kappa < 1$ or $\Delta\sigma/\sigma < 1$. Note that, to find the sensitivity to the actual values of, for example, α and λ , we would need a full multi-parameter likelihood analysis, which requires us to go beyond the regular error-propagation formula for the parameter we consider here. Such an analysis is currently beyond the scope of this work. Instead, we focus mainly on detecting σ , since it is the amplitude of the time-dependent signal.

6. Results

We are now ready to compute the sensitivities that can be achieved with an ideal optomechanical sensor for detecting modifications of gravity. Specifically, we consider a region of parameter space to be possible to exclude using the optomechanical sensor when the best precision possible on the parameters α and λ (or the chameleon parameters M and Λ) is sufficient to distinguish them from zero, their values in ordinary General Relativity.

6.1. Fundamental sensitivities

We first present some simple expressions for the sensitivities that can be achieved, and we then proceed to compute the excluded parameter regions. When the source mass oscillates at the same frequency as the optomechanical system, that is, when $\omega_0 = \omega_m$, the effects accumulate and cause the position of the optomechanical system to become increasingly displaced.

Following the outline in [Appendix C](#) we find the following expressions for the sensitivities for κ and σ at time $t\omega_m = 2\pi n$ (see [\[74\]](#) for a detailed derivation). For large enough temperatures in the mechanical state, such that $r_T \gg 1$, the expressions simplify and we find that the sensitivities $\Delta\kappa$ and $\Delta\sigma$ are given by

$$\Delta\kappa = \frac{1}{\sqrt{\mathcal{M}}g_N} \frac{1}{\Delta\hat{N}_a} \sqrt{\frac{2\hbar\omega_m^5}{m}} \frac{1}{8\pi n k_0}, \quad (31)$$

$$\Delta\sigma = \frac{1}{\sqrt{\mathcal{M}}g_N} \frac{1}{\Delta\hat{N}_a} \sqrt{\frac{2\hbar\omega_m^5}{m}} \frac{1}{4\pi n k_0 \epsilon}, \quad (32)$$

where n is an integer, and for an optomechanical coupling $k(t) \equiv k_0$ and phase $\phi_0 = \pi$, and where the variance $(\Delta\hat{N}_a)^2$ of the photon number is given by [\[74\]](#)

$$(\Delta\hat{N}_a)^2 = |\mu_c|^2 e^{4r} + \frac{1}{2} \sinh^2(2r) - 2\Re[e^{-i\varphi/2}\mu_c]^2 \sinh(4r), \quad (33)$$

where r and φ are the squeezing amplitude and phase, and where μ_c is the coherent state amplitude of the optical mode. The expression in Eq. (33) is maximised when $e^{-i\varphi/2}\mu_c$ is completely imaginary, which causes the last term of Eq. (33) to vanish. This can be achieved by assuming that $\mu_c \in \mathbb{R}$ and setting the squeezing phase to $\varphi = \pi/2$. The other parameters in Eq. (33) have been previously defined in the text (see also [Table 1](#) for a summary).

The sensitivities can be improved by modulating the optomechanical coupling at the same frequency as the gravitational signal [\[74\]](#). In this work, we choose a sinusoidal modulation with $k(t) = k_0 \cos(\omega_k t)$, where k_0 is the amplitude of the modulation and ω_k is the modulation frequency. At resonance, when $\omega_k = \omega_m$, and for the optimal phase choice $\phi_0 = \pi/2$, we find that the sensitivities for measuring κ and σ become

$$\Delta\kappa^{(\text{mod})} = \frac{1}{\sqrt{\mathcal{M}}g_N} \frac{1}{\Delta\hat{N}_a} \sqrt{\frac{2\hbar\omega_m^5}{m}} \frac{1}{4\pi n k_0}, \quad (34)$$

$$\Delta\sigma^{(\text{mod})} = \frac{1}{\sqrt{\mathcal{M}}g_N} \frac{1}{\Delta\hat{N}_a} \sqrt{\frac{2\hbar\omega_m^5}{m}} \frac{1}{2\pi^2 n^2 k_0 \epsilon}. \quad (35)$$

Here, Eq. (35) scales with n^{-2} rather than n^{-1} . This enhancement arises from the additional modulation of the optomechanical coupling, and was already noted in the context of time-dependent gravimetry for a purely Newtonian potential [\[74\]](#). By now considering the cases where the uncertainty in the parameter is a fraction of the parameter itself, we are able to define the regions in which modifications to Newtonian gravity can be established with certainty.

While the sensitivities derived here correspond to the best-possible measurement that can be performed on the system, it is known that, when the optomechanical coupling is constant and takes on specific values, that a homodyne measurement of the optical field is optimal [\[71, 74\]](#). When the optomechanical coupling is modulated at resonance, as is the case here, the optimal measurement is not yet known.

6.2. Experimental parameters

We assume that the oscillating source mass is mounted on a piezoelectric slab of negligible weight that oscillates at the resonant frequency of the optomechanical system. We further assume that the source mass is made of solid gold, which has a density of $\rho = 19.3 \times 10^3 \text{ kg m}^{-3}$. For a mass of 10^{-6} kg (1 mg), this translates into a radius of the source mass of $R_S = 2.3 \times 10^{-4} \text{ m}$. While this mass is very small compared with those currently used in atom interferometry experiments [\[40\]](#), gravitational fields from masses of a slightly larger radii have recently been detected [\[78\]](#). The reason for choosing such a small mass is that the systems can be placed very close together while still achieving a significant oscillation amplitude. This allows us to probe parameter regimes of a short-ranged force. Due to the scaling of the sensitivity as $\Delta\theta \sim r_0^2$, a smaller r_0 is beneficial. We therefore set $r_0 = 10^{-3} \text{ m}$ and assume that the oscillation amplitude ratio is $\epsilon = 0.1$. This ensures that, when the source mass oscillates, it does not come into contact with the optomechanical system.

For the optomechanical probe, we use the following example parameters: we assume a mass of 10^{-14} kg , and a nonlinear coupling amplitude of $k_0/(2\pi) = 10 \text{ Hz}$. We then assume that the frequency can be made

as low as $\omega_m/(2\pi) = 100$ Hz, which is important since the expressions for $\Delta\kappa$ and $\Delta\sigma$ scale with $\omega_m^{5/2}$. For the squeezed coherent state, we assume that the coherent state parameter is given by $|\mu_c|^2 = 10^6$ and that the phase of the squeezed light can be set to $\varphi = \pi$, which ensures that the photon number variance $(\Delta\hat{N}_a)^2$ shown in Eq. (33) is maximized. One of the highest squeezing factors that have been achieved to-date is $r = 1.73$ [99]. We also assume that $\mathcal{M} = 10^3$ measurements are performed on the system at time $t\omega_m = 20\pi$ after the system has been initialised.

To derive the bounds on the chameleon parameters M and Λ , we assume that the optomechanical system can be operated in high vacuum. This also helps in terms of mitigating mechanical noise; in generic oscillators, damping effects are well-understood and largely not present below 10^{-7} mbar [100]. On the other hand, it can be challenging to confine a levitated optomechanical system at high vacuum [101]. Recently, however, several works have demonstrated trapping at 10^{-7} mbar of pressure [101, 102], even going as low as 9.2×10^{-9} mbar [103]. Using these values as our starting point, we note that 10^{-9} mbar translates into a molecular background density of $\rho_{\text{bg}} = 8.27 \times 10^{-14} \text{ kg m}^{-3}$. Here, we have used the ideal gas law, which can be rewritten to give $\rho_{\text{bg}} = Pm_{N_2}/(k_B T)$, where P is the pressure (in Pascal), k_B is Boltzmann's constant, T is the temperature (in Kelvin), and where we have assumed that the vacuum chamber has been vented with hydrogen of molecular mass $m_H = 3.3 \times 10^{-27} \text{ kg}$.

With these parameters, we can now compute the sensitivities shown in Eqs. (31), (32), (34), and (35). We find that for a constant optomechanical coupling, the sensitivities become $\Delta\kappa = 1.36 \times 10^{-3}$ and $\Delta\sigma = 27.1 \times 10^{-3}$. For a time-dependent optomechanical coupling modulated sinusoidally at resonance, we find the slightly better sensitivities $\Delta\kappa^{(\text{mod})} = 2.71 \times 10^{-3}$ and $\Delta\sigma^{(\text{mod})} = 1.73 \times 10^{-3}$.

Table 1. Example parameters used to compute the bounds on modified gravity for a generic optomechanical sensor. We denote the optomechanical (probe) mass by m so as to not confuse it with the Planck mass M_P .

Parameter	Symbol	Value
Source mass	M_S	10^{-6} kg
Source mass density	ρ_S	$19.3 \times 10^3 \text{ kg m}^{-3}$
Source mass radius	R_S	$2 \times 10^{-4} \text{ m}$
Equilibrium distance	r_0	10^{-3} m
Source oscillation amplitude	ϵ	0.1
Background density	ρ_{bg}	$8.27 \times 10^{-14} \text{ kg m}^{-3}$
Optomechanical coupling	$k_0/(2\pi)$	10 Hz
Mechanical frequency	$\omega_m/(2\pi)$	100 Hz
Probe mass	m	10^{-14} kg
Oscillator (probe) mass density (silica)	ρ_P	$1\,538 \text{ kg m}^{-3}$
Coherent state parameter	$ \mu_c ^2$	10^6
Squeezing parameter	r	1.73
Number of measurements	\mathcal{M}	10^3
Time of measurement	$\omega_m t = 2\pi n$	$n = 10$
Sensitivities (constant coupling)		
Sensitivity κ	$\Delta\kappa$	1.36×10^{-3}
Sensitivity σ	$\Delta\sigma$	27.1×10^{-3}
Sensitivities (resonant coupling)		
Sensitivity κ	$\Delta\kappa^{(\text{mod})}$	2.71×10^{-3}
Sensitivity σ	$\Delta\sigma^{(\text{mod})}$	1.73×10^{-3}

6.3. Bounds for the Yukawa parameters α and λ

We are now ready to compute the bounds on the parameter ranges that could potentially be tested with a quantum optomechanical system. To find the bounds, we consider the ratios $\Delta\kappa/\kappa$ and $\Delta\sigma/\sigma$ as functions of α and λ , where κ and σ were defined in Eq. (24) as the modification due to the gravitational force at

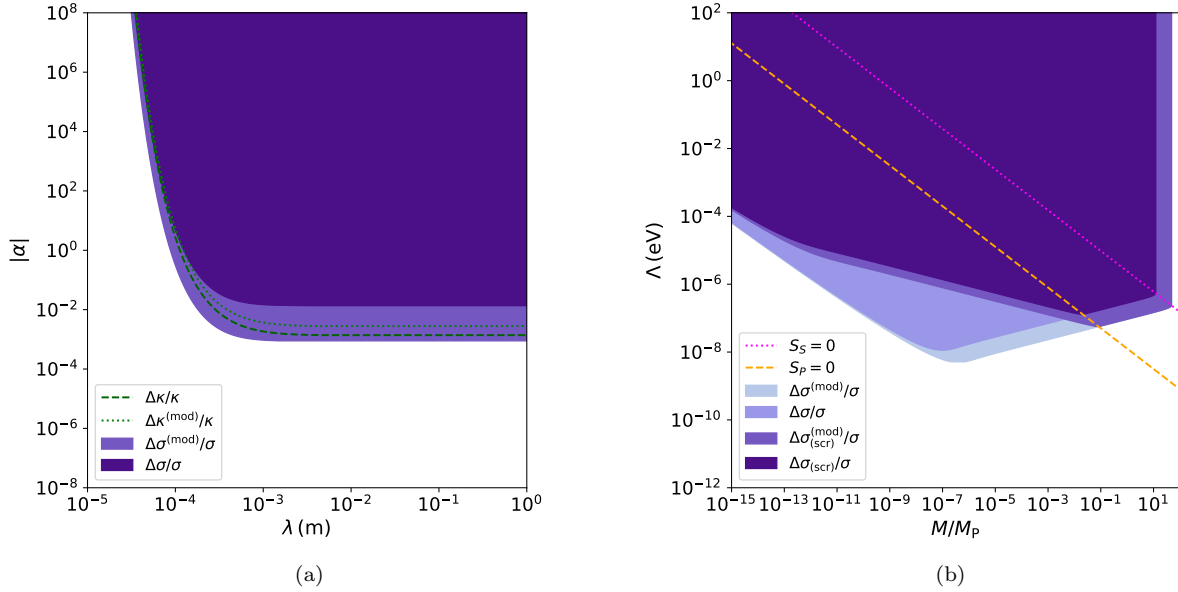


Figure 2. Ideal bounds for detecting modifications to Newtonian gravity with an optomechanical sensor. Each bound shows where the value of the modification is greater than the error bound. The parameters used in both plots are shown in Table 1. Plot (a) shows the bounds for the Yukawa parameters α and λ . The dashed dark green line indicates where $\Delta\kappa/\kappa = 1$, and the dotted lighter green line where $\Delta\kappa^{(\text{res})}/\kappa = 1$. The light purple area shows the parameter regime where $\Delta\sigma^{(\text{res})}/\sigma < 1$ and the dark purple area shows where $\Delta\sigma/\sigma < 1$. Since κ is a constant effect, modulating the optomechanical coupling yields no improvement of the sensitivity. Plot (b) shows the bounds for the chameleon parameters M in terms of the Planck mass M_P and Λ in eV. The bounds include a point-particle approximation of the sensor (the two largest lighter purple areas) and the inclusion of screening from a spherical probe (darker purple lines). The magenta dotted line shows where the screening length of the source mass is zero $S_S = 0$, below which the screening of the probe starts reducing the sensitivity. Similarly, the orange dashed line shows where the screening length of the probe is zero $S_P = 0$, below which the screening of the spherical probe reduces the sensitivity. We have refrained from plotting the bounds $\Delta\kappa/\kappa$ and $\Delta\kappa^{(\text{mod})}/\kappa$ here as they roughly follow the outline of the bounds on σ .

the equilibrium distance and the amplitude of the time-dependent contribution. The result can be found in Fig. 2a: the dark green dashed line shows where the relative error satisfies $\Delta\kappa/\kappa = 1$, and the dotted green line shows where $\Delta\kappa^{(\text{mod})}/\kappa = 1$. Since κ corresponds to the static modification of the gravitational force, modulating the optomechanical coupling does not improve the sensitivity. We instead focus on the dynamic contribution from σ . The lighter purple region shows where $\Delta\sigma/\sigma < 1$, and the darker purple region shows where $\Delta\sigma^{(\text{mod})} < 1$. The resonantly modulated optomechanical coupling provides a significant enhancement for $\Delta\sigma$.

The general features in Fig. 2a can be understood by examining the form of κ and σ , which are shown in Eq. (24). When $\lambda \gg r_0$, the exponential can be approximated as $e^{-r_0/\lambda} \sim 1$. This means that σ becomes $\sigma \sim 2\alpha$, which is independent λ and thereby explains the straight line at $|\alpha| \sim 10^{-3}$. Once $\lambda < r_0$, which corresponds to a short-ranged Yukawa force, the effect can no longer be seen by the optomechanical probe. However, the bounds in Fig. 2a could be shifted to the left by decreasing r_0 . Care must be taken that the two systems do not touch, which is limited by the source sphere and probe radii, as well as the oscillation amplitude ϵ . For the example parameters used here, the smallest distance between the system is 0.7 mm.

6.4. Bounds for the chameleon parameters M and Λ

To obtain the bounds on M and Λ , we rescale M in terms of the reduced Planck mass M_P . We then compute the bounds for M and Λ by plotting $\Delta\sigma/\sigma$ as a function of M and Λ for the following two cases: (i) when the probe is approximated as a point-particle (no probe screening), and (ii) when the screening from the probe is taken into account. The latter we denote by $\Delta\sigma_{(\text{scr})}$ and $\Delta\sigma_{(\text{scr})}^{(\text{mod})}$. We compute these quantities by

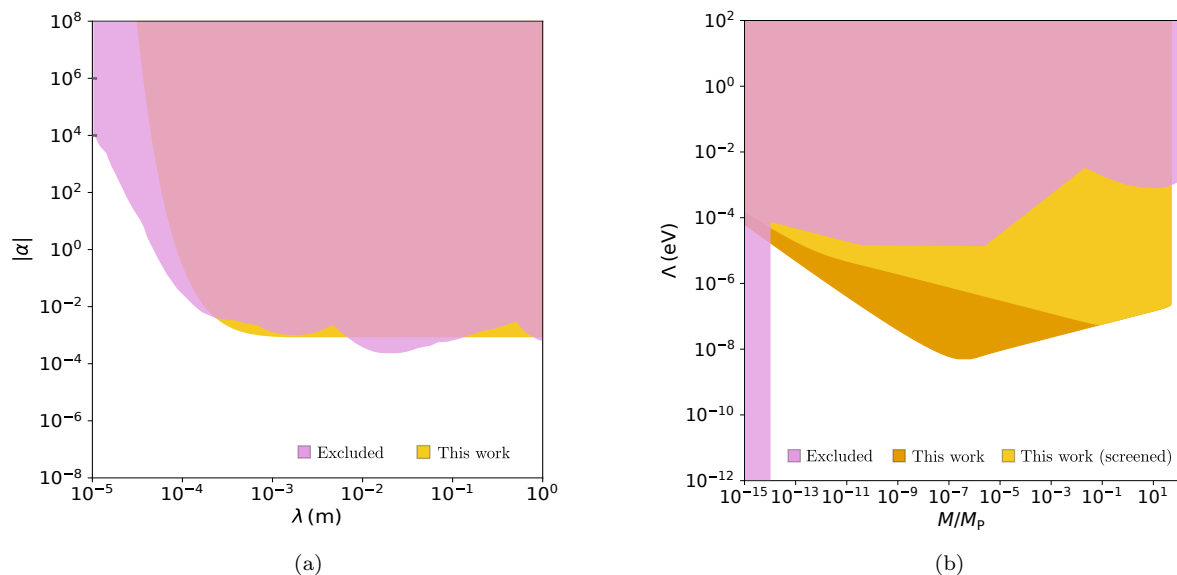


Figure 3. Comparison between predictions (this work) and known experimental bounds (pink region). Both plots show the convex hull (yellow) of the bounds derived in this work in Fig. 2. Plot (a) shows the bounds in terms of the Yukawa parameters α and λ , while Plot (b) shows the bounds in terms of the chameleon screening parameters M and Λ . Plot (b) also includes the bounds (yellow) for when the optomechanical probe contributes to the screening of the chameleon field. The pink areas represent the experimentally excluded regions based on Fig. 8 of [104] and recent results presented in [105] (see Fig. 6). (b) shows bounds in terms of M and Λ , which are the mass and energy-scale for the chameleon screening mechanism. The experimentally excluded regions are based on those reported in Ref [106].

numerically solving Eq. (13) for S_S and S_P at each point. The expression for σ given in Eq. (28).

The result can be found in Fig. 2b. Note that we do not plot the bounds for $\Delta\kappa$ and $\Delta\kappa^{(mod)}$ for clarity, and because as static contributions they are more difficult to distinguish from a constant noise floor. The lighter regions show the bounds when the optomechanical probe does not contribute to the screening of the fifth force. This is equivalent to approximating the probe as a point-particle. In contrast, the darker regions show the reduction in sensitivity due to the screening that arises from a spherical optomechanical probe.

To explain the features of the plot, we draw lines where the screening from the probe S_P and source system S_S vanishes. The magenta line shows where $S_S = 0$ and the orange line shows where $S_P = 0$. Above each line, the screening is zero, while below the lines, the screening lengths increase and the modifications to Newtonian gravity can no longer be detected. Finally, the right-most boundary of the dark purple area can be understood as follows: The appearance of M^{-3} in m_{bg} (see Eq. (11)) ensures that, when M is large compared with the other quantities, m_{bg} is small. This, in turn, means that the range of the force λ_{bg} , as shown in Eq. (15) will be large. It then follows that the amplitude σ (see Eq. (28)) will be approximately $\sigma \approx \alpha_{bg,P}$, where $\alpha_{bg,P} = 2M^2/M_P^2$ from Eq. (19) (note that $\xi_S = \xi_P = 1$ because we are considering the range of Λ above the orange and magenta lines). This means that σ is independent of Λ and the boundary becomes a vertical line. The point at which the ratio $\Delta\sigma/\sigma = 1$ then occurs is $M/M_P = 48.1$.

7. Discussion

In this section, we compare our results with previously established experimental bounds. We also discuss challenges we expect to encounter, such as forces that arise from the Casimir effect.

7.1. Relation to existing experimental bounds

To see how the bounds in Fig. 2 relate to known experimental bounds on Newtonian gravity, we plot the convex hull of the shaded areas in Figs. 2a and 2b against the bounds presented in Refs. [104–106]. The

results can be found in Fig. 3, where Fig. 3a shows the bounds in terms of α and λ , and where Fig. 3b shows the bounds in terms of M and Λ . The yellow regions show the convex hull of the bounds derived in this work, and the pink region shows the combined parameter spaces that have been experimentally excluded. The orange area in Fig. 3b shows the excluded region for when the optomechanical probe is approximated as a point-particle.

Our results indicate that, for the values used in this work, even the ideal realisation of a nonlinear optomechanical sensor achieves similar bounds on α and λ to those already reported in the literature. The decoherence, dissipation and thermalisation effects not accounted for in this description are likely to further reduce the sensitivity. This suggests that the sensitivity of the system must be improved further, should we wish to probe the hitherto unexplored regions in Fig. 3a. From inspecting Eqs. (31), (32), (34), and (35), we note that the strongest dependence is with the mechanical frequency ω_m . Thus the lower ω_m is, the better the sensitivity. Another strategy would be to increase the strength of the light-matter coupling k_0 , however this is a long-standing challenge for many experimental platforms. More effective perhaps would be to decrease the separation distance r_0 between the probe and source systems, which would allow the optomechanical sensor to explore a larger range of λ , in particular smaller λ , since the Yukawa potential will not be as suppressed there. However, as the sensor is moved closer to the source sphere, the Casimir effect is expected to strongly contribute to the resulting acceleration (see below). On the other hand, our results according to Fig. 3b indicate that optomechanical systems could be used to probe some hitherto unexplored regions of the chameleon parameters M and Λ . The advances here likely depend on the quality of the background vacuum.

7.2. Experimentally detecting modified gravity

In order to definitely rule out modifications to the Newtonian potential, an experiment must compare the observed data with the predicted dynamics induced by the Newtonian contribution to the gravitational potential. This would require knowledge of the full dynamics of the system down to the desired precision of the experiment. With this in mind, we examine the derivation of the linearized gravitational potential (see the expansion in Eq. (3)). We assumed that the perturbation δx to the position of the optomechanical element is small compared with $x_S(t)$ (the distance from the probe to the source mass) at all times. However, depending on the intended precision of the measurement of the force, Newtonian gravitational terms of second order in δx may become relevant, that is terms of the form $\propto (\hat{b}^\dagger + \hat{b})^2$. Moreover, the radiation pressure found in an optomechanical setup has the explicit effect of displacing the mechanical element. In fact, when the light-matter coupling is modulated at mechanical resonance, the maximum position increases linearly as a function of time [74]. A method for dealing with a displacement driven by radiation pressure would be attempting to cancel the expected radiation pressure by manually introducing a time-dependent linear potential into the dynamics [74]. The drawback of this method is that it most likely introduces more noise into the experimental setup. Another option to deal with terms of second or higher order in the mechanical position is to include them into the full dynamical analysis, which has been done in [107]. However, we expect a metrology analysis to only lead to small adjustments of the bounds presented here, and therefore leave this analysis to future work.

7.3. Limitations due to the Casimir effect

Due to the relative weakness of gravity compared with electromagnetic force, the latter are likely to dominate any experimental setting. Therefore, any stray electromagnetic effects must be controlled very precisely in order to detect deviations from Newtonian gravity. One of the most important effects that has to be taken into account is the Casimir force [108], which becomes significant when the distance between the probe and the source mass is small. To estimate the effect of the Casimir force, we use an analytic formula given in [109] (based on the results of [110]) for the force due to the Casimir effect between two homogeneous perfectly conducting spheres at a distance much larger than their radii. The model of two perfectly conducting spheres is unlikely to accurately describe the experimental realisation of optomechanical setup described in this article, both in terms of geometry and material. Therefore, we will use this case to give only a first estimate of the effect and discuss how to suppress it.

We consider the Drude boundary condition model for isolated conductors (see [109] for details). For

the distance between the probe and the source r_0 being much larger than the thermal wavelength, i.e. $r_0 \gg \lambda_T = \hbar c / (2\pi k_B T)$ (where the thermal wavelength is about $1\mu\text{m}$ at room temperature) the classical thermal contribution to the Casimir force dominates, which leads to the expressions

$$F_C = 6k_B T \frac{R_S^3 R^3}{r_0^7}, \quad (36)$$

where R and R_S are the radii of the probe and the source, respectively. At room temperature and for the parameters given in Table 1, Eq. (36) leads to an acceleration of the order of $4 \times 10^{-15} \text{ m s}^{-2}$, experienced by the probe mass, while the gravitational acceleration induced by the source mass is of the order of $6 \times 10^{-11} \text{ m s}^{-2}$. This shows that the Casimir effect is a relevant systematic that has to be controlled. One way to do so is to lower the temperature of the setup.

Another option to suppress the Casimir effect is to place a material in-between the source mass and the sensor that acts as a shield to the Casimir effect [111, 112]. The Casimir force of the shield will be stationary while the un-shielded gravitational acceleration will be time-dependent, and therefore, clearly distinguishable [113]. This approach is, however, limited by the size of the shield. For example, in levitated optomechanics, the screening scheme can be naturally realized by placing the source mass behind one of the cavity end mirrors such that the mirror serves as a shield. However, in the case of detecting modifications due to a chameleon field, the presence of the mirror might introduce additional screening effects that need to be accounted for. The Casimir effect may also be reduced by modulating or compensating for the Casimir force with radiation pressure [114], nano-structuring of the source and probe surfaces [115], or an optical modulation of the charge density [116].

8. Conclusions

In this work, we derived the best-possible bounds for detecting modified gravity with a quantum optomechanical sensor. We modelled the effects of a force from an oscillating source mass on the optomechanical probe and estimated the sensitivity of the system by computing the quantum Fisher information. In particular, we considered the additional screening that arises due to the relatively large size of the optomechanical probe. Our results show that optomechanical sensors could, in principle, be used to improve on existing experimental bounds for the chameleon screening mechanism. While a realistic experimental setup will likely be affected by optical and mechanical decoherence, as well as detection inefficiencies and other systematics, our results can be used to evaluate the inherent ability of a system to probe a particular regime.

There are a number of ways in which the sensitivity of the optomechanical system can be further improved. In this work, we considered spherical source masses and probes in order to analytically derive the screening from the probe, however, choosing a different shaped source may improve the bounds that could be achieved. For example, a source mass in the form of a slab much larger than the probe system would mitigate gradient contributions from the Newtonian part of the potential, since the gravitational force from an infinite plane is constant. Furthermore, it was shown in Ref [90] that symmetric source masses tend to be much more strongly screened (and thus have smaller detectable effects) than asymmetric sources. Therefore, we would expect to obtain more favourable precision bounds than those presented in this work by considering asymmetric sources. An interesting prospect also arises from the fact that the optomechanical probe itself can also be asymmetric, e.g. in the shape of a levitated rod [117], which offers an additional avenue compared with, for example, atomic systems. However, these non-spherical cases bring with them additional challenges. The approximation used in Eq. (12) assumes a spherical source (probe), and approximates the nonlinear solution of the chameleon field equation with an analytic expression derived by asymptotic matching. To accurately obtain measurements with a non-spherical setup would require precise numerical modelling of the chameleon field around a (non-spherical) source and probe, such as done in Ref [90]. The precise effect on the sensitivity is left to further work.

In order to predict the sensitivity that an actual experiment with a optomechanical system in the nonlinear regime can achieve, we must first address several challenges. These include a quantum metrology framework for mixed states, as well as descriptions of measurement outcomes and the inclusion of an optical drive. A preliminary step towards modeling Markovian optical decoherence on the intra-cavity state was

recently taken [118], but more work is needed in order to derive the resulting sensitivity and the measurement that optimises it.

Data availability statement

The code used to compute the screening and sensitivity to chameleon fields can be found in the following online GitHub repository: <https://github.com/sqvarfort/modified-gravity-optomech>.

Acknowledgments

We thank Markus Rademacher, Niall Moroney, David Edward Bruschi, Doug Plato, Alessio Serafini, Daniel Braun, Michael R. Vanner, Peter F. Barker, Clare Burrage, and Hendrik Ulbricht for helpful comments and discussions. S.Q. is supported by an Engineering and Physical Sciences Research Council (EPSRC) Doctoral Prize Fellowship, and D.R. would like to thank the Humboldt Foundation for supporting his work with their Feodor Lynen Research Fellowship and acknowledge funding by the Marie Skłodowska-Curie Action IF program – Project-Name ”Phononic Quantum Sensors for Gravity” (PhoQuS-G) – Grant-Number 832250. S.S. is supported by the Royal Society, and partially supported by the UCL Cosmoparticle Initiative and the European Research Council (ERC) under the European Community’s Seventh Framework Programme (FP7/2007-2013)/ERC grant agreement number 306478-CosmicDawn.

Appendix A. The Chameleon mechanism

In this appendix we briefly review the derivation of the chameleon mechanism and how it gives rise to a fifth-force; the reader is directed to Refs [12–14] for further details. Throughout this appendix we will use energy units ($\hbar = c = 1$) for notational simplicity. The basic idea of the chameleon screening mechanism is to screen the effects of additional degrees of freedom in a modified gravity model (typically light scalar fields), by making their mass dependent on the local density. This results in a scalar field whose mass is large inside the solar system where the average density is high and is thus difficult to create in collider experiments, but has a lighter mass in the intergalactic medium where the density of matter is lower. Typically, this is achieved using a scalar field whose action is of the form:

$$S = S_m(\psi_{(m)}, \Omega^{-2}(\phi)g_{\mu\nu}) + \int d^4x \sqrt{-g} \left[\frac{1}{16\pi G} R - \frac{1}{2} \nabla_\mu \phi \nabla^\mu \phi - V(\phi) \right], \quad (\text{A.1})$$

where $g_{\mu\nu}$ is the spacetime curvature, R is the Ricci tensor, $V(\phi)$ is the chameleon potential, and S_m is the matter action. Various choices of screening mechanism are possible with this action, but the Chameleon mechanism corresponds the following choice of the functions $V(\phi)$ (the interaction potential) and $\Omega(\phi)$ (which represents direct, non-minimal coupling between the Chameleon field and gravity):

$$V(\phi) = \frac{\Lambda^{4+n}}{\phi^n}, \quad (\text{A.2})$$

$$\Omega(\phi) = 1 - \frac{\phi}{M}. \quad (\text{A.3})$$

In this work, we will consider the case $n = 1$ for simplicity. One way to understand the effect of the $\Omega(\phi)$ term is to regard matter as coupling to the so called Jordan frame metric, $\tilde{g}_{\mu\nu} = \Omega^{-2}(\phi)g_{\mu\nu}$, while the Chameleon field sees a different metric, $g_{\mu\nu}$, which suggests quanta of the scalar field, if we were somehow able to isolate them, would be observed to fall differently to normal matter (violating the equivalence principle). One can either regard $\tilde{g}_{\mu\nu}$ as the “real” metric, in which case ϕ has an unusual direct coupling to gravity, or $g_{\mu\nu}$, in which case all particles have a special coupling to ϕ via the function $\Omega(\phi)$ appearing wherever the metric does in the matter action, S_m . Ultimately what matters, however, is how objects will be observed to move in the presence of this scalar field. Formally, we can obtain this from the geodesic equation, since normal matter sees the metric $\tilde{g}_{\mu\nu}$:

$$\frac{d^2 x^\rho}{d\lambda^2} + \tilde{\Gamma}_{\mu\nu}^\rho \frac{dx^\mu}{d\lambda} \frac{dx^\nu}{d\lambda} = 0. \quad (\text{A.4})$$

If we regard $g_{\mu\nu}$ as the true metric, then the effect of the chameleon field is to add what appears to be a fifth force, since when we take the Newtonian limit we can re-write $\tilde{\Gamma}_{\mu\nu}^\rho$ in Eq.(A.4) in terms of the Newtonian potential, Φ_N and Ω to obtain:

$$\frac{d^2 x^k}{d\lambda^2} = -\partial^k \Phi + \partial^k \log \Omega(\phi(x)) = -\partial^k (\Phi_N + \Phi_C), \quad (\text{A.5})$$

where $\Phi_C = -\log \Omega(\phi(x))$ is an effective fifth-force potential. The strength of this fifth force is characterised by Ω , but to compute its effects we need to know how the scalar field couples to matter. Varying Eq. (A.1) with respect to ϕ we obtain:

$$\nabla_\mu \nabla^\mu \phi - V'(\phi) - \frac{d \log \Omega(\phi)}{d\phi} g^{\mu\nu} T_{\mu\nu} = 0, \quad (\text{A.6})$$

where $T_{\mu\nu}$ is the Hilbert Stress energy tensor. For non-relativistic matter, the scalar field is sourced by the local matter density, with $g^{\mu\nu} T_{\mu\nu} = -\rho$, giving

$$\nabla_\mu \nabla^\mu \phi - V'(\phi) + \frac{d \log \Omega}{d\phi} \rho = 0. \quad (\text{A.7})$$

This is equivalent to the scalar field interacting via the potential:

$$V_{\text{eff}}(\phi) = V(\phi) - \log \Omega(\phi) \rho. \quad (\text{A.8})$$

If we use the form Eq. (A.3), then for cases where $\phi \ll M$, we can approximate $\log \Omega(\phi)$ as:

$$\log \Omega(\phi) \approx -\frac{\phi}{M}. \quad (\text{A.9})$$

Under this approximation, the effective scalar field potential becomes

$$V_{\text{eff}}(\phi) = V(\phi) + \frac{\phi \rho}{M}. \quad (\text{A.10})$$

and the Chameleon fifth force potential is:

$$\Phi_{\text{cham}}(x) = -\log \Omega(\phi(x)) \approx \frac{\phi(x)}{M}. \quad (\text{A.11})$$

For the purposes of this work, we will consider the $n = 1$ chameleon field. In a region with constant mass density ρ_{bg} , this means that the Chameleon rests at the vacuum value:

$$\phi_{\text{bg}} = \sqrt{\frac{M \Lambda^5}{\rho_{\text{bg}}}}, \quad (\text{A.12})$$

for which fluctuations of the field have mass:

$$m_{\text{bg}}^2(\rho_{\text{bg}}) = V''_{\text{eff}}(\phi_{\text{bg}}) = 2 \sqrt{\frac{\rho_{\text{bg}}^3}{M^3 \Lambda^5}}. \quad (\text{A.13})$$

As expected, the mass of field fluctuations increases with the background density, which means in areas of comparative high density such as inside the solar system^{||}, the mass is large and the scalar field difficult to excite and detect.

^{||} Compared to the average density inside a cosmological void.

Appendix A.1. Chameleon Field From a Spherical Source

The chameleon field in the vicinity of a spherical source of mass M_S and radius R_S can be computed by solving the Klein-Gordon equation,

$$\frac{d^2\phi}{dr^2} + \frac{2}{r} \frac{d\phi}{dr} - V'_{\text{eff}}(\phi) = 0. \quad (\text{A.14})$$

This is a non-linear equation, but an approximate solution was found by Burrage *et al.* [33] in the limit $m_{\text{bg}} R_S \ll 0$. This is valid for the atoms considered there, but in our case we may need to consider larger sources. We therefore repeat the derivation of Burrage *et al.* [33] for the case of arbitrary $m_{\text{bg}} R_S$. The fundamental strategy uses the method of asymptotic matching [119] to derive an approximate solution over for the full domain of the differential equation, by smoothly matching together solutions valid in different domains.

In the strongly perturbing case ($\rho_S R_S^2 > 3M\phi_{\text{bg}}/(\hbar c)$), the solution reaches its equilibrium value, ϕ_S , for density ρ_S at some radius $S \leq R_S$. We denote the region with $r < S$ the interior region, or region I. The solution there can thus be approximated as constant

$$\phi_I(r) = \phi_S. \quad (\text{A.15})$$

There is then a transition layer (region II) between $S < r < R_S$ where the solution rapidly shifts towards the background value, ϕ_{bg} . Since the density ratio between the source-sphere and the external vacuum is high, we will find $\phi_{\text{bg}} \gg \phi_S$ as a result of Eq. (A.12). In the transition layer ($S < r < R_S$), the field will begin to increase, eventually reaching a regime where $\phi \gg \phi_S$. Because we can re-write Eq. (A.10) as

$$V_{\text{eff}}(\phi) = \frac{\rho\phi}{M} \left[\frac{\phi_S^2}{\phi^2} + 1 \right], \quad (\text{A.16})$$

then once $\phi \gg \phi_S$ the density-dependent term dominates the potential. Under such conditions, $V'_{\text{eff}}(\phi) \approx \rho/M$ and we can solve Eq. (A.14) analytically:

$$\phi_{II}(r) = \frac{M_S}{8\pi M R_S} \frac{r^2}{R_S^2} + \frac{C}{r} + D. \quad (\text{A.17})$$

Finally, far away from the source sphere, ϕ is close to its background value, ϕ_{bg} , and we can approximate the potential as quadratic: $V_{\text{eff}}(\phi) \approx m_{\text{bg}}^2 (\phi - \phi_{\text{bg}})^2/2$. The solution there takes the form

$$\phi_{III}(r) = \phi_{\text{bg}} + \frac{E}{r} e^{-m_{\text{bg}} r} + \frac{F}{r} e^{+m_{\text{bg}} r}. \quad (\text{A.18})$$

Here, region III is defined as $r > R_S$. Note that although $\phi \gg \phi_S$ outside the sphere, Eq. (A.17) does not apply because the density outside the sphere is now ρ_{bg} which is typically much smaller than ρ_S : the density dependent term in the potential is thus no longer dominant outside the source. We note, however, that solutions ϕ_{II} and ϕ_{III} are technically only valid in the vicinity of $r \sim R_S$ and $r \gg R_S$ respectively. However, we can approximate the behaviour of the fully-non-linear solution for all r by matching these asymptotic solutions at S and R_S , which imposes four constraints to ensure smoothness of the asymptotically matched solution: $\phi_I(S) = \phi_{II}(S)$, $\phi'_I(S) = \phi'_{II}(S)$, $\phi_{II}(R_S) = \phi_{III}(R_S)$, $\phi'_{II}(R_S) = \phi'_{III}(R_S)$. We also note that we require $F = 0$ to have a solution approaching ϕ_{bg} as $r \rightarrow \infty$, which means that there are four unknowns, C, D, E , and the radius S . We solve for these four unknowns, finding

$$C = \frac{M_S}{4\pi M} \frac{S^3}{R_S^3}, \quad (\text{A.19})$$

$$D = \phi_S - \frac{3M_S S^2}{8\pi M R_S^3}, \quad (\text{A.20})$$

$$E = -\frac{M_S}{4\pi M(1 + m_{\text{bg}} R_S)} \left(1 - \frac{S^3}{R_S^3} \right) e^{m_{\text{bg}} R_S}, \quad (\text{A.21})$$

where S satisfies

$$\frac{S_S^2}{R_S^2} + \frac{2}{3} \left[\frac{1}{1 + m_{\text{bg}} R_S} - 1 \right] \frac{S_S^3}{R_S^3} = 1 - \frac{8\pi M}{3M_S} R_S (\phi_{\text{bg}} - \phi_S) + \frac{2}{3} \left[\frac{1}{1 + m_{\text{bg}} R_S} - 1 \right]. \quad (\text{A.22})$$

Taken together, Eqs (A.19)–(A.21) and (A.22) imply Eq. (12), and reduce to the Burrage *et al.* [33] result in the case $m_{\text{bg}} R_S \rightarrow 0$ limit. As a cubic equation for S , it is of limited use to express S in closed form, and for the purposes of this work we solve Eq. (A.22) numerically. This can run into catastrophic cancellation problems, due to the finite floating-point precision, when $S \approx R_S$ (that is, the heavily screened regime), since we need to compute $1 - S^3/R_S^3$. Hence, when the numerical solution gives S/R_S close to 1, we switch over to an analytic approximation obtained by substituting $S/R_S = 1 + \epsilon$ and solving for ϵ to first order. This gives

$$\epsilon = -\frac{4\pi M}{3M_S} R_S (\phi_{\text{bg}} - \phi_S) (1 + m_{\text{bg}} R_S), \quad (\text{A.23})$$

which implies

$$1 - \frac{S^3}{R_S^3} \approx \frac{4\pi M}{M_S} R_S (\phi_{\text{bg}} - \phi_S) (1 + m_{\text{bg}} R_S). \quad (\text{A.24})$$

We see that Eq. (A.24) agrees with the Taylor expansion of Eq. (14) in the $m_{\text{bg}} R_S \rightarrow 0$ limit.

Appendix B. Time dependence of a chameleon field

The main result of this work is that an oscillating optomechanical system can be used to detect the presence of chameleon fields. However, throughout we have made the assumption that such a field responds essentially instantaneously to the motion of the mass that sources it. For purely gravitational effects this assumption is justified since information about the position of the source mass propagates outwards at the speed of light. However, the situation is less clear for a scalar field sourced by a moving mass, since the field is massive: there is no a priori guarantee that information can propagate outwards at the speed of light. To address this, we derive the propagator for a chameleon field sourced by a point mass and demonstrate that the resulting retarded chameleon potential can be treated as if information propagates instantaneously, for non-relativistic oscillating masses.

Appendix B.1. Time dependence of the gravitational potential

First, we will derive the response of the gravitational field to a small mass, neglecting back-reaction and gravitational wave emission as negligible. In the linearised limit which allows us to make contact with Newtonian gravity, the metric perturbation $h_{\mu\nu}$ around $\eta_{\mu\nu}$ satisfies:

$$\begin{aligned} \partial_\sigma \partial_\nu h^\sigma{}_\mu + \partial_\sigma \partial_\mu h^\sigma{}_\nu - \partial_\mu \partial_\nu h - \partial_\lambda \partial^\lambda h_{\mu\nu} \\ - \eta_{\mu\nu} \partial_\rho \partial^\rho h^\rho{}_\lambda + \eta_{\mu\nu} \partial_\lambda \partial^\lambda h = 16\pi G T_{\mu\nu}, \end{aligned} \quad (\text{B.1})$$

where we are using the $-++$ metric convention. We choose the Lorenz gauge, defined by the condition $\partial_\mu h^{\mu\nu} = \frac{1}{2} \partial^\nu h$, which simplifies this to:

$$\partial_\lambda \partial^\lambda \bar{h}_{\mu\nu} = -16\pi G T_{\mu\nu}, \quad (\text{B.2})$$

where $\bar{h}_{\mu\nu} = h_{\mu\nu} - \frac{1}{2} h \eta_{\mu\nu}$ is the *trace-reversed* perturbation. A generic expression for the Hilbert stress energy tensor is:

$$T_{\mu\nu} = -\frac{2}{\sqrt{-\det g}} \frac{\delta S_m}{\delta g^{\mu\nu}}, \quad (\text{B.3})$$

where S_m is the matter action. For a point particle of mass M_S , the appropriate matter action is:

$$S_m = M_S \int d\tau \sqrt{-g_{\mu\nu} \dot{q}^\mu \dot{q}^\nu}, \quad (\text{B.4})$$

where $q^\mu(\tau)$ describes the particle trajectory and dots denote differentiation with respect to proper time, τ (the variation with respect to q^μ yields the geodesic equation, verifying that this is indeed the action we seek). This means that the stress-energy tensor for a point particle is:

$$T_{\mu\nu} = \frac{M_S \dot{q}_\mu \dot{q}_\nu \delta^{(3)}(\mathbf{x} - \mathbf{q}(\tau))}{\sqrt{-\det g} \sqrt{-g_{\alpha\beta} \dot{q}^\alpha \dot{q}^\beta}}. \quad (\text{B.5})$$

For low (non-relativistic) velocities in a Minkowski background this means $T_{00} = M_S \delta^{(3)}(\mathbf{x} - \mathbf{q}(\tau)) = \rho$, as we would expect, with all other components zero. Note that we are ignoring any back-reaction from this moving particle, which would give only higher order corrections. Taking the trace of Eq. (B.2) yields:

$$\partial_\lambda \partial^\lambda h = -16\pi G \rho, \quad (\text{B.6})$$

which is the same equation satisfied by \bar{h}_{00} , and so we have $h = \bar{h}_{00}$ (note the sign $-\eta^{\mu\nu} \bar{h}_{\mu\nu} = -h$, but $\eta^{\mu\nu} T_{\mu\nu} = -\rho$). Meanwhile, $\partial_\lambda \partial^\lambda \bar{h}_{ij} = 0$ as there are no spatial parts of $T_{\mu\nu}$. This describes propagating gravitational waves, which we neglect, and can be safely set to zero. Thus, we need only solve Eq. (B.6), which has a known solution in terms of a retarded potential:

$$h = 4G \int d^3\mathbf{x}' \frac{\rho(t - \frac{|\mathbf{x} - \mathbf{x}'|}{c}, \mathbf{x}')}{|\mathbf{x} - \mathbf{x}'|}. \quad (\text{B.7})$$

For the point source with density $\rho(\mathbf{x}, t) = M_S \delta^{(3)}(\mathbf{x} - \mathbf{q}(t))$, this means:

$$h(\mathbf{x}, t) = \frac{4GM_S}{|\mathbf{x} - \mathbf{q}(t_{\text{ret}})|}. \quad (\text{B.8})$$

where t_{ret} is the retarded time that solves:

$$t_{\text{ret}} = t - \frac{|\mathbf{x} - \mathbf{q}(t_{\text{ret}})|}{c}. \quad (\text{B.9})$$

Note, comparing with the standard perturbative parameterisation of the metric:

$$\begin{aligned} ds^2 = & -dt^2(1 + 2\Phi) + w_i(dx^i dt + dt dx^i) \\ & + [(1 - 2\Psi)\delta_{ij} + 2s_{ij}]dx^i dx^j, \end{aligned} \quad (\text{B.10})$$

we see that $\Phi = -h/4$, or in other words:

$$\Phi(\mathbf{x}, t) = -\frac{GM_S}{|\mathbf{x} - \mathbf{q}(t_{\text{ret}})|}, \quad (\text{B.11})$$

which is the retarded gravitational potential for a point source of mass M , as we would expect. Note that this is well defined (in the Lorenz gauge), as it is not derived from energy considerations but from the equation of motion of the metric perturbation.

Appendix B.2. Time dependence of the chameleon field

The evolution of the scalar field is significantly more complicated, due to the fact that it satisfies a highly non-linear equation of motion, Eq. (A.6). However, provided the source mass is not large the we can consider small deviations from the background value ϕ_{bg} and linearise the equation:

$$\partial_\lambda \partial^\lambda \Delta\phi - \frac{m_{\text{bg}}^2 c^2}{\hbar^2} \Delta\phi = \frac{\Delta\rho(\mathbf{x}, t)}{M}, \quad (\text{B.12})$$

where $\Delta\phi = \phi - \phi_{\text{bg}}$ and $\Delta\rho$ is the deviation from ρ_{bg} that sources the field deviation. This is the Klein-Gordon equation with mass m_{bg} , but with a source on the RHS. To solve this, we need to make use of the

retarded propagator of the Klein–Gordon equation [120]:

$$G_{\text{ret}}(x, y) = \frac{\Theta(x^0 - y^0)}{2\pi} \delta(\tau^2(x, y)) \quad (\text{B.13})$$

$$- \Theta(x^0 - y^0) \Theta(\tau^2(x, y)) \frac{m_{\text{bg}} c J_1(m_{\text{bg}} c \tau(x, y)/\hbar)}{4\pi \hbar \tau(x, y)},$$

$$\tau(x, y) = \sqrt{c^2(x^0 - y^0)^2 - (\mathbf{x} - \mathbf{y})^2}. \quad (\text{B.14})$$

Here, J_1 is a Bessel function of the first kind. Note that we choose the retarded, rather than advanced or Feynman propagator here in order to ensure that the field responds causally to the movements of the source. The general solution of Eq. (B.12) is

$$\Delta\phi(x) = \int d^4x' \frac{\Delta\rho(x')}{M} G_{\text{ret}}(x, x'). \quad (\text{B.15})$$

For our point particle, the density deviation is

$$\Delta\rho(\mathbf{x}, t) = M_S \delta^{(3)}(\mathbf{x} - \mathbf{q}(t)). \quad (\text{B.16})$$

The corresponding solution is thus:

$$\begin{aligned} \phi(\mathbf{x}, t) = \phi_{\text{bg}} + \frac{M_S c}{M} \int dt' \left[\frac{\theta(t - t')}{2\pi} \delta(c^2[t - t']^2 - |\mathbf{x} - \mathbf{q}(t')|^2) \right. \\ \left. - \theta(t - t') \theta(c^2[t - t']^2 - |\mathbf{x} - \mathbf{q}(t')|^2) \frac{m_{\text{bg}} c J_1(m_{\text{bg}} c \sqrt{c^2(t - t')^2 - |\mathbf{x} - \mathbf{q}(t')|^2}/\hbar)}{4\pi \hbar \sqrt{c^2(t - t')^2 - |\mathbf{x} - \mathbf{q}(t')|^2}} \right]. \end{aligned} \quad (\text{B.17})$$

We use the formula:

$$\delta(f(x)) = \sum_i \frac{\delta(x - x_i)}{|f'(x_i)|}, \quad (\text{B.18})$$

where x_i are solutions of $f(x_i) = 0$. In the \mathbf{q} constant case, it is easy to see that there are two solutions, $t' = t \pm |\mathbf{q} - \mathbf{x}|$, but only the negative solution matters, due to the $\theta(t - t')$ term (this is the causal effect of the retarded propagator, and ensures that we only integrate over contributions from the past of the time t we are looking at). In the case where \mathbf{q} is time dependent, solving $(t - t')^2 - |\mathbf{x} - \mathbf{q}(t')|^2 = 0$ is less trivial, but still results in a unique retarded time, t_{ret} , exactly the same quantity that is well known from electrodynamics. To see that it is unique, consider that t_{ret} is by definition the time at which light arriving at an observer at time t was emitted by the source. Assume there are two such times, t_1, t_2 . We have (temporarily putting back the factors of c for clarity) $c(t - t_i) = |\mathbf{q}(t_i) - \mathbf{x}|$, and can subtract these two equations from each other to obtain $c(t_2 - t_1) = |\mathbf{q}(t_1) - \mathbf{x}| - |\mathbf{q}(t_2) - \mathbf{x}|$. This implies that the distance of \mathbf{q} from \mathbf{x} has changed at the speed of light - not possible unless the source itself is moving at the speed of light. Thus, for sub-luminal sources, t_{ret} is unique[¶]. Hence:

$$\begin{aligned} \delta(c^2[t - t']^2 - |\mathbf{x} - \mathbf{q}(t')|^2) &= \frac{\delta(t' - t_{\text{ret}})}{2(c^2(t_{\text{ret}} - t) + (\mathbf{x} - \mathbf{q}(t_{\text{ret}})) \cdot \mathbf{v}(t_{\text{ret}}))} \\ &= - \frac{\delta(t' - t_{\text{ret}})}{2c|\mathbf{x} - \mathbf{q}(t_{\text{ret}})|(1 - \frac{(\mathbf{x} - \mathbf{q}(t_{\text{ret}})) \cdot \mathbf{v}(t_{\text{ret}})}{|\mathbf{x} - \mathbf{q}(t_{\text{ret}})|c})}, \end{aligned} \quad (\text{B.19})$$

where we have used Eq. (B.9) and $\mathbf{v}(t)$ is the velocity of the source. Thus, the first part of the integral reduces to:

$$I_1 = - \frac{M_S}{4\pi M |\mathbf{x} - \mathbf{q}(t_{\text{ret}})|(1 - \frac{(\mathbf{x} - \mathbf{q}(t_{\text{ret}})) \cdot \mathbf{v}(t_{\text{ret}})}{|\mathbf{x} - \mathbf{q}(t_{\text{ret}})|c})}. \quad (\text{B.20})$$

[¶] Actually, there is still a solution for $t_{\text{adv}} > t$, but this is eliminated due to the causal $\theta(t - t')$ function.

This is indeed exactly the same as the expression found in electrodynamics, where the propagating field (the photon) is massless, and thus the second term in Eq. (B.17) is not present. In our case, however, we have to deal with the massive part of the integral too:

$$I_2 = -\frac{cM_S}{4\pi M} \int dt' \theta(t-t') \theta(c^2[t-t']^2 - |\mathbf{x} - \mathbf{q}(t')|^2) \left(\frac{m_{\text{bg}} c J_1(m_{\text{bg}} c \sqrt{c^2(t-t')^2 - |\mathbf{x} - \mathbf{q}(t')|^2}/\hbar)}{\hbar \sqrt{c^2(t-t')^2 - |\mathbf{x} - \mathbf{q}(t')|^2}} \right).$$

In this case, the effect of the two Heaviside step functions is to force us to integrate over the past, up to the retarded time:

$$I_2 = -\frac{cM_S}{4\pi M} \int_{-\infty}^{t_{\text{ret}}} dt' \frac{m_{\text{bg}} c J_1(m_{\text{bg}} c \sqrt{c^2(t-t')^2 - |\mathbf{x} - \mathbf{q}(t')|^2}/\hbar)}{\hbar \sqrt{c^2(t-t')^2 - |\mathbf{x} - \mathbf{q}(t')|^2}}. \quad (\text{B.21})$$

Now, make the substitution:

$$u = \frac{m_{\text{bg}} c}{\hbar} \sqrt{c^2(t-t')^2 - |\mathbf{x} - \mathbf{q}(t')|^2}, \quad (\text{B.22})$$

$$t'(u) = t - \frac{\hbar}{c^2 m_{\text{bg}}} \sqrt{u^2 + \frac{m_{\text{bg}}^2 c^2}{\hbar^2} |\mathbf{x} - \mathbf{q}(t'(u))|^2}, \quad (\text{B.23})$$

$$du = \frac{m_{\text{bg}} c [c^2(t' - t) + (\mathbf{x} - \mathbf{q}(t')) \cdot \mathbf{v}(t')]}{\hbar \sqrt{c^2(t-t')^2 - |\mathbf{x} - \mathbf{q}(t')|^2}} dt', \quad (\text{B.24})$$

to obtain:

$$I_2 = +\frac{m_{\text{bg}} c M_S}{4\pi M \hbar} \int_0^\infty du \frac{J_1(u)}{\sqrt{u^2 + m_{\text{bg}}^2 c^2 |\mathbf{x} - \mathbf{q}(t'(u))|^2/\hbar^2 - [\mathbf{x} - \mathbf{q}(t'(u))] \cdot \mathbf{v}(t'(u)) m_{\text{bg}}/\hbar}}. \quad (\text{B.25})$$

This would not seem to offer a significant simplification, unless we adopt the low-velocity approximation, $|\mathbf{v}_0|/c \ll 1$. The second term in the denominator is $O(v/c)$, so we can in general neglect it (note that $|\mathbf{x} - \mathbf{q}(t')|/c$ is not in general small as \mathbf{x} can be arbitrarily far from the source). We can also expand $|\mathbf{x} - \mathbf{q}(t'(u))|^2$ as a power series in u around the retarded time, $t_{\text{ret}} = t'(0)$:

$$\begin{aligned} |\mathbf{x} - \mathbf{q}(t'(u))|^2 &= |\mathbf{x} - \mathbf{q}(t_{\text{ret}})|^2 + \frac{d|\mathbf{x} - \mathbf{q}(t')|^2}{dt'} \bigg|_{t=t_{\text{ret}}} \frac{dt'}{du} u + \frac{d^2 t'}{du^2} \frac{d|\mathbf{x} - \mathbf{q}(t')|^2}{dt'} \bigg|_{t'=t_{\text{ret}}} \frac{u^2}{2} \\ &\quad + \left(\frac{dt'}{du} \right)^2 \frac{d^2 |\mathbf{x} - \mathbf{q}(t')|^2}{dt'^2} \bigg|_{t'=t_{\text{ret}}} \frac{u^2}{2} + O(u^3). \end{aligned} \quad (\text{B.26})$$

We find:

$$\frac{d|\mathbf{x} - \mathbf{q}(t')|^2}{dt'} = -2(\mathbf{x} - \mathbf{q}(t')) \cdot \mathbf{v}(t'), \quad \frac{d^2 |\mathbf{x} - \mathbf{q}(t')|^2}{dt'^2} = 2|\mathbf{v}(t')|^2 - 2(\mathbf{x} - \mathbf{q}(t')) \cdot \frac{d\mathbf{v}'}{dt'}, \quad (\text{B.27})$$

$$\frac{dt'}{du} = \frac{\hbar \sqrt{c^2(t-t')^2 - |\mathbf{x} - \mathbf{q}(t')|^2}}{m_{\text{bg}} c [c^2(t' - t) + (\mathbf{x} - \mathbf{q}(t')) \cdot \mathbf{v}(t')]}, \quad (\text{B.28})$$

$$\begin{aligned} \frac{d^2 t'}{du^2} &= \frac{\hbar}{m_{\text{bg}} c \sqrt{c^2(t-t')^2 - |\mathbf{x} - \mathbf{q}(t')|^2}} \left(\frac{dt'}{du} \right) \\ &\quad - \frac{\hbar \sqrt{c^2(t-t')^2 - |\mathbf{x} - \mathbf{q}(t')|^2}}{m_{\text{bg}} c [c^2(t' - t) + (\mathbf{x} - \mathbf{q}(t')) \cdot \mathbf{v}(t')]^2} \times \left[c^2 - |\mathbf{v}(t')|^2 + (\mathbf{x} - \mathbf{q}(t')) \cdot \frac{d\mathbf{v}(t')}{dt'} \right] \frac{dt'}{du}. \end{aligned} \quad (\text{B.29})$$

And evaluated at $u = 0$ (or $t' = t_{\text{ret}}$), this gives:

$$\left. \frac{d|\mathbf{x} - \mathbf{q}(t')|^2}{dt'} \right|_{t'=t_{\text{ret}}} = -2(\mathbf{x} - \mathbf{q}(t_{\text{ret}})) \cdot \mathbf{v}(t_{\text{ret}}), \quad (\text{B.30})$$

$$\left. \frac{d^2|\mathbf{x} - \mathbf{q}(t')|^2}{dt'^2} \right|_{t'=t_{\text{ret}}} = +2|\mathbf{v}(t_{\text{ret}})|^2 - 2(\mathbf{x} - \mathbf{q}(t_{\text{ret}})) \cdot \left. \frac{d\mathbf{v}'}{dt'} \right|_{t'=t_{\text{ret}}}, \quad (\text{B.31})$$

$$\left. \frac{dt'}{du} \right|_{u=0} = 0, \quad (\text{B.32})$$

$$\left. \frac{d^2t'}{du^2} \right|_{u=0} = \frac{\hbar^2}{m_{\text{bg}}^2 c^2 [c^2(t_{\text{ret}} - t) + (\mathbf{x} - \mathbf{q}(t_{\text{ret}})) \cdot \mathbf{v}_0(t_{\text{ret}})]}. \quad (\text{B.33})$$

Hence:

$$|\mathbf{x} - \mathbf{q}(t'(u))|^2 = |\mathbf{x} - \mathbf{q}(t_{\text{ret}})|^2 - \frac{\hbar^2(\mathbf{x} - \mathbf{q}(t_{\text{ret}})) \cdot \mathbf{v}(t_{\text{ret}})}{m_{\text{bg}}^2 c^2 [c^2(t_{\text{ret}} - t) + (\mathbf{x} - \mathbf{q}(t_{\text{ret}})) \cdot \mathbf{v}(t_{\text{ret}})]} u^2 + O(u^3).$$

We substitute in Eq. (B.9) to obtain

$$|\mathbf{x} - \mathbf{q}(t'(u))|^2 = |\mathbf{x} - \mathbf{q}(t_{\text{ret}})|^2 + \frac{\hbar^2 \frac{(\mathbf{x} - \mathbf{q}(t_{\text{ret}})) \cdot \mathbf{v}(t_{\text{ret}})}{|\mathbf{x} - \mathbf{q}(t_{\text{ret}})|} / c}{m_{\text{bg}}^2 c^2 \left[1 - \frac{(\mathbf{x} - \mathbf{q}(t_{\text{ret}})) \cdot \mathbf{v}(t_{\text{ret}})}{|\mathbf{x} - \mathbf{q}(t_{\text{ret}})|} / c \right]} u^2 + O(u^3).$$

The u^2 term is proportional to v/c once SI units are restored and so we can ignore it in the non-relativistic limit. Generally speaking, higher order terms in the expansion about $u = 0$ will also have terms proportional to $v/c \ll 1$, so we neglect them⁺. This reduces the integral to:

$$\begin{aligned} I_2 &= + \frac{M_S m_{\text{bg}} c}{4\pi M \hbar} \int_0^\infty du \frac{J_1(u)}{\sqrt{u^2 + m_{\text{bg}}^2 c^2 |\mathbf{x} - \mathbf{q}(t_{\text{ret}})|^2 / \hbar^2}} \\ &= + \frac{M_S}{4\pi M |\mathbf{x} - \mathbf{q}(t_{\text{ret}})|} \left(1 - e^{-m_{\text{bg}} c |\mathbf{x} - \mathbf{q}(t_{\text{ret}})| / \hbar} \right). \end{aligned} \quad (\text{B.34})$$

Combining this with Eq. (B.20), again in the $v \ll c$ limit, gives:

$$\Delta\phi(\mathbf{x}, \mathbf{t}) = - \frac{M_S}{4\pi M |\mathbf{x} - \mathbf{q}(t_{\text{ret}}(\mathbf{x}, t))|} e^{-m_{\text{bg}} |\mathbf{x} - \mathbf{q}(t_{\text{ret}}(\mathbf{x}, t))|}. \quad (\text{B.35})$$

This is the expected Yukawa potential, only with the retarded time for the position of the source. It is worth noting that the fact that the force carrier (in this case the scalar bosonic chameleon field excitations) is massive does not appear to affect the retarded time, which describes information propagating through the field at the speed of light, even though the bosons themselves do not. The fact that the retarded time appears, both here and in electrodynamics, is not because the force carriers themselves (photons in the case of electrodynamics) travel at the speed of light - it is due to the causal structure of space-time itself.

Appendix B.3. Screening by the optomechanical Probe

Burrage *et al.* [33] derived an expression for the force between two extended spheres due to a chameleon field. However, their approach considered the forces between individual atoms, for which the range of the force could largely be ignored (corresponding to the $m_{\text{bg}} r \ll 1$ limit). With the larger sensor devices we consider in this work this is not necessarily applicable. Furthermore, since in this case we envision an oscillating source, we need to be certain that time-dependent effects do not come into play. For this reason, we re-derive the force between two spheres without the static spheres and $m_{\text{bg}} r \ll 1$ assumption. The derivation closely follows that of Burrage *et al.* [33], with the assumption of a spherical probe to provide a simplification (more

⁺ One can argue that this must be true for the solution to reduce to the static Yukawa potential in the $v \rightarrow c$ limit.

accurate modelling of the optomechanical probe will in principle be necessary for performing the actual experiment).

As in Burrage *et al.* [33], we denote the source sphere A and the test sphere (B) for which we are computing the force (as a model for the optomechanical probe). The force is determined by the rate of change of the momentum resulting from the energy momentum flux across the surface of ball B :

$$F_i = \dot{P}_i = - \int_{\partial B} \tau_i^j n_j dS, \quad (\text{B.36})$$

where τ_i^j are the spatial components of the energy momentum tensor (including gravity), ∂B is the surface of ball B , n^j the surface normal vector and dS the surface area element. The gravitational and matter contributions to the energy momentum tensor follow as in Burrage *et al.* [33], with the main change being to the chameleon field term:

$$T_i^{(\phi)j} = -\nabla_i \phi \nabla^j \phi + \delta_i^j \left(\frac{1}{2} \nabla_\mu \phi \nabla^\mu \phi + V(\phi) \right). \quad (\text{B.37})$$

The chameleon field at position \mathbf{x} and time t with \mathbf{x} centred on ball B is given by

$$\phi(\mathbf{x}, t) = \phi_{\text{bg}} + \phi_A(\mathbf{x}, t) + \phi_B(\mathbf{x}) = \phi_{\text{bg}} - \frac{\xi_A M_A}{4\pi M(1 + m_{\text{bg}} R_A)} \frac{e^{-m_{\text{bg}}(|\mathbf{x} - \mathbf{x}_A(t)| - R_A)}}{|\mathbf{x} - \mathbf{x}_A(t)|} - \frac{\xi_B M_B}{4\pi M(1 + m_{\text{bg}} R_B)} \frac{e^{-m_{\text{bg}}(r - R_B)}}{r}, \quad (\text{B.38})$$

where $r = |\mathbf{x}|$ and where the prefactors ξ_A and ξ_B are given by

$$\xi_i = \begin{cases} 1, & \rho_i R_i^2 < 3M \phi_{\text{bg}}, \\ 1 - \frac{S_i^3}{R_i^3}, & \rho_i R_i^2 > 3M \phi_{\text{bg}}. \end{cases} \quad (\text{B.39})$$

Note that that we have assumed the linear regime, where the fields from the two chameleon sources add. The gradient of the contribution $\phi_B(\mathbf{x})$ from ball B is given by

$$\nabla_i \phi_B = \frac{\xi_B M_B}{4\pi M} \frac{1}{r^2} \frac{(1 + m_{\text{bg}} r)}{(1 + m_{\text{bg}} R_B)} e^{-m_{\text{bg}}(r - R_B)} \nabla_i r = \frac{\xi_B M_B}{4\pi M} \frac{x_i}{r^3} \frac{(1 + m_{\text{bg}} r)}{(1 + m_{\text{bg}} R_B)} e^{-m_{\text{bg}}(r - R_B)}. \quad (\text{B.40})$$

The chameleon stress-energy tensor is therefore given by

$$\begin{aligned} T_i^{(\phi)j} = & - \left(\partial_i \phi_A + \frac{\xi_B M_B}{4\pi M} \frac{x_i}{r^3} \frac{(1 + m_{\text{bg}} r)}{(1 + m_{\text{bg}} R_B)} e^{-m_{\text{bg}}(r - R_B)} \right) \left(\partial^j \phi_A + \frac{\xi_B M_B}{4\pi M} \frac{x^j}{r^3} \frac{(1 + m_{\text{bg}} r)}{(1 + m_{\text{bg}} R_B)} e^{-m_{\text{bg}}(r - R_B)} \right) \\ & + \delta_i^j \left[\frac{1}{2} \left(\partial_k \phi_A + \frac{\xi_B M_B}{4\pi M} \frac{x_k}{r^3} \frac{(1 + m_{\text{bg}} r)}{(1 + m_{\text{bg}} R_B)} e^{-m_{\text{bg}}(r - R_B)} \right) \left(\partial^k \phi_A + \frac{\xi_B M_B}{4\pi M} \frac{x^k}{r^3} \frac{(1 + m_{\text{bg}} r)}{(1 + m_{\text{bg}} R_B)} e^{-m_{\text{bg}}(r - R_B)} \right) \right. \\ & \left. - \frac{1}{2} (\partial_t (\phi_A + \phi_B))^2 \right], \end{aligned} \quad (\text{B.41})$$

whereas Burrage *et al.* [33], we ignore the contribution from the potential, $V(\phi)$. Note that Burrage *et al.* [33] assume the $m_{\text{bg}} r \ll 1$ limit, which we generalise here to arbitrarily large r . To do this, we will make only the assumption that $|\mathbf{x}|/|\mathbf{x}_A| \ll 1$ on the surface of ball B , that is, that the radius of ball B is much smaller than the distance to ball A . The means we can expand

$$|\mathbf{x} - \mathbf{x}_A| \approx |\mathbf{x}_A| \left(1 - \frac{\mathbf{x} \cdot \mathbf{x}_A}{|\mathbf{x}_A|^2} + O(|\mathbf{x}|^2/|\mathbf{x}_A|^2) \right). \quad (\text{B.42})$$

We can then expand the derivative of the field from sphere A as

$$\begin{aligned} \partial_i \phi_A = & \frac{\xi_A M_A}{4\pi M |\mathbf{x}_A|^2} \frac{(1 + |\mathbf{x}_A| m_{\text{bg}})}{(1 + m_{\text{bg}} R_A)} \exp \left(-m_{\text{bg}}(|\mathbf{x}_A| - R_A) + \frac{m_{\text{bg}} \mathbf{x} \cdot \mathbf{x}_A}{|\mathbf{x}_A|} + O(|\mathbf{x}|^2/|\mathbf{x}_A|^2) \right) \times \\ & \left[-\frac{x_{Ai}}{|\mathbf{x}_A|} + x^j \left(\frac{\delta_{ij}}{|\mathbf{x}_A|} - \frac{3x_{Ai} x_{Aj}}{|\mathbf{x}_A|^3} + \frac{m_{\text{bg}} x_{Ai} x_{Aj}}{(1 + |\mathbf{x}_A| m_{\text{bg}}) |\mathbf{x}_A|^2} \right) + O(|\mathbf{x}|^2/|\mathbf{x}_A|^2) \right], \end{aligned} \quad (\text{B.43})$$

where we have deliberately not expanded the exponential in $|\mathbf{x}|/|\mathbf{x}_A|$. This is because we cannot generally assume that $m_{\text{bg}}|\mathbf{x}| \ll 1$ (though we will examine this limit later).

We are seeking to perform an integral of the form

$$- \int_{\partial B} dST_i^{(\phi)j} n_j. \quad (\text{B.44})$$

First, use the fact that $\partial_t \phi_B = 0$ (we are in the frame of reference of B , so all time dependence is in the motion of ball A). The time derivative of the field is

$$\partial_t \phi_A = \frac{\xi_A M_A}{4\pi M} \frac{(\mathbf{x} - \mathbf{x}_A) \cdot (-\mathbf{v}_A)}{|\mathbf{x} - \mathbf{x}_A|^3} \frac{(1 + m_{\text{bg}}|\mathbf{x} - \mathbf{x}_A|)}{(1 + m_{\text{bg}}R_A)} e^{-m_{\text{bg}}(|\mathbf{x} - \mathbf{x}_A| - R_A)} = -v_A^i \partial_i \phi_A, \quad (\text{B.45})$$

which can be written in terms of the spatial derivative because the time dependence only appears through \mathbf{x}_A , which always appears together with \mathbf{x} in the form $|\mathbf{x} - \mathbf{x}_A|$. This allows us to simplify the expression for the stress-energy tensor:

$$T_i^{(\phi)j} \approx \left(-\delta_i^k \delta^{jl} + \frac{\delta_i^j \delta^{kl}}{2} \right) (\partial_k \phi_A + \partial_k \phi_B) (\partial_l \phi_A + \partial_l \phi_B) - \frac{\delta_i^j}{2} v_A^k v_A^l \partial_k \phi_A \partial_l \phi_A. \quad (\text{B.46})$$

We therefore find that the integral splits into three parts:

$$- \int_{\partial B} dST_i^{(\phi)j} n_j = I_{AA} + I_{AB} + I_{BB}, \quad (\text{B.47})$$

$$I_{AA} = \left(\delta_i^{(k} \delta^{l)j} - \frac{\delta_i^j}{2} [\delta^{kl} - v_A^k v_A^l] \right) \frac{1}{R_B} \int_{\partial B} dS x_j \partial_k \phi_A \partial_l \phi_A, \quad (\text{B.48})$$

$$I_{AB} = \left(\delta_i^{(k} \delta^{l)j} - \frac{\delta_i^j}{2} \delta^{kl} \right) \frac{2}{R_B} \int_{\partial B} dS x_j \partial_k \phi_A \partial_l \phi_B, \quad (\text{B.49})$$

$$I_{BB} = \left(\delta_i^{(k} \delta^{l)j} - \frac{\delta_i^j}{2} \delta^{kl} \right) \frac{1}{R_B} \int_{\partial B} dS x_j \partial_k \phi_B \partial_l \phi_B. \quad (\text{B.50})$$

We can write

$$\partial_i \phi_B|_{|\mathbf{x}|=R_B} = \frac{\xi_B M_B}{4\pi M} \frac{x_i}{R_B^3} \equiv Q_B x_i, \quad (\text{B.51})$$

where we define

$$Q_B = \frac{\xi_B M_B}{4\pi M} \frac{1}{R_B^3}. \quad (\text{B.52})$$

Similarly:

$$\partial_i \phi_A = Q_A (-x_{Ai} + x^j A_{ij}) \frac{(1 + m_{\text{bg}}|\mathbf{x}_A|)}{(1 + m_{\text{bg}}R_A)} e^{-m_{\text{bg}}(|\mathbf{x}_A| - R_A)} \exp\left(\frac{m_{\text{bg}}\mathbf{x} \cdot \mathbf{x}_A}{|\mathbf{x}_A|}\right), \quad (\text{B.53})$$

$$Q_A = \frac{\xi_A M_A}{4\pi M} \frac{1}{|\mathbf{x}_A|^3}, \quad (\text{B.54})$$

$$A_{ij} = \left[\delta_{ij} - \frac{3x_{Ai}x_{Aj}}{|\mathbf{x}_A|^2} + \frac{m_{\text{bg}}x_{Ai}x_{Aj}}{(1 + m_{\text{bg}}|\mathbf{x}_A|)|\mathbf{x}_A|} \right]. \quad (\text{B.55})$$

This means we can write the three integrals I_{AA}, I_{AB}, I_{BB} as

$$I_{AA} = \left(\delta_i^{(k} \delta^{l)j} - \frac{\delta_i^j}{2} [\delta^{kl} - v_A^k v_A^l] \right) \frac{Q_A^2}{R_B} [x_{Ak} x_{Al} B_j(2m_{\text{bg}}) - (x_{Ak} A_{lm} + x_{Al} A_{km}) B_{jm}(2m_{\text{bg}}) + A_{km} A_{ln} B_{jmn}(2m_{\text{bg}})] \frac{(1 + m_{\text{bg}} |\mathbf{x}_A|)^2}{(1 + m_{\text{bg}} R_A)^2} e^{-2m_{\text{bg}}(|\mathbf{x}_A| - R_A)}, \quad (\text{B.56})$$

$$I_{AB} = \left(\delta_i^{(k} \delta^{l)j} - \frac{\delta_i^j}{2} \delta^{kl} \right) \frac{2Q_A Q_B}{R_B} (-x_{Ak} B_{il}(m_{\text{bg}}) + A_{km} B_{jml}(m_{\text{bg}})) \frac{(1 + m_{\text{bg}} |\mathbf{x}_A|)}{(1 + m_{\text{bg}} R_A)} e^{-m_{\text{bg}}(|\mathbf{x}_A| - R_A)}, \quad (\text{B.57})$$

$$I_{BB} = \left(\delta_i^{(k} \delta^{l)j} - \frac{\delta_i^j}{2} \delta^{kl} \right) \frac{Q_B^2}{R_B} \int dS x_j x_k x_l, \quad (\text{B.58})$$

where we have expressed everything in terms of the following integrals:

$$B_i(m) = \int dS x_i e^{m\mathbf{x} \cdot \mathbf{x}_A / |\mathbf{x}_A|}, \quad (\text{B.59})$$

$$B_{ij}(m) = \int dS x_i x_j e^{m\mathbf{x} \cdot \mathbf{x}_A / |\mathbf{x}_A|}, \quad (\text{B.60})$$

$$B_{ijk}(m) = \int dS x_i x_j x_k e^{m\mathbf{x} \cdot \mathbf{x}_A / |\mathbf{x}_A|}. \quad (\text{B.61})$$

In fact, one can immediately see that $I_{BB} = 0$, because the integral of a cubic polynomial vanishes over a sphere:

$$\int_{\partial B} x_i x_j x_k dS = 0. \quad (\text{B.62})$$

This follows from symmetry since the integrand is odd when $\mathbf{x} \rightarrow -\mathbf{x}$ and we integrate over the whole sphere (one can also verify this directly by evaluating it in spherical polar co-ordinates).

To evaluate the remaining integrals in Eqs. (B.59)-(B.61), we switch to polar co-ordinates. Without loss of generality, we can arrange our co-ordinates at any time to be such that \mathbf{x}_A is along the z axis, which simplifies the calculation. For $B_i(m)$ we obtain

$$B_i(m) = \int x_i e^{mz} dS. \quad (\text{B.63})$$

We define our polar co-ordinates as

$$\begin{aligned} x &= r \sin \theta \cos \psi, \\ y &= r \sin \theta \sin \psi, \\ z &= r \cos \theta. \end{aligned} \quad (\text{B.64})$$

We can see immediately that $B_1 = B_2 = 0$ since

$$B_1 \propto \int_0^{2\pi} d\psi \cos \psi = 0, B_2 \propto \int_0^{2\pi} d\psi \sin \psi = 0. \quad (\text{B.65})$$

We therefore only need to evaluate B_3 :

$$B_3(m) = 2\pi R_B^3 \int_0^\pi d\theta \sin \theta \cos \theta e^{mR_B \cos \theta} = \frac{4\pi R_B}{m^2} (mR_B \cosh(mR_B) - \sinh(mR_B)). \quad (\text{B.66})$$

We can summarise this as

$$B_i(m) = \delta_{i3} \frac{4\pi R_B}{m^2} (mR_B \cosh(mR) - \sinh(mR)), \quad (\text{B.67})$$

which generalises, for an arbitrary axis choice, to

$$B_i(m) = \frac{x_{Ai}}{|\mathbf{x}_A|} \frac{4\pi R_B}{m^2} (mR_B \cosh(mR_B) - \sinh(mR_B)). \quad (\text{B.68})$$

Next, we evaluate $B_{ij}(m)$. We can make similar arguments here to conclude that $B_{13} = B_{23} = 0$ (for the same reason that $B_1 = B_2 = 0$). Furthermore:

$$B_{12} \propto \int_0^{2\pi} \sin \psi \cos \psi = 0. \quad (\text{B.69})$$

Hence, all the cross-terms vanish, so this tensor is diagonal. The diagonals are:

$$B_{11} = R_B^4 \int_0^{2\pi} d\psi \cos^2 \psi \int_0^\pi \sin^3 \theta e^{mR_B \cos \theta} = \frac{\pi R_B}{m^3} (4mR_B \cosh(mR_B) - 4 \sinh(mR_B)), \quad (\text{B.70})$$

$$B_{22} = R_B^4 \int_0^{2\pi} d\psi \sin^2 \psi \int_0^\pi \sin^3 \theta e^{mR_B \cos \theta} = \frac{\pi R_B}{m^3} (4mR_B \cosh(mR_B) - 4 \sinh(mR_B)), \quad (\text{B.71})$$

$$B_{33} = 2\pi R_B^4 \int_0^\pi d\theta \cos^2 \theta \sin \theta e^{mR_B \cos \theta} = \frac{\pi R}{m^3} (-8mR_B \cosh(mR_B) + 4(2 + m^2 R_B^2) \sinh(mR_B)). \quad (\text{B.72})$$

This can be summarised as

$$\begin{aligned} B_{ij}(m) &= \delta_{ij} \frac{\pi R_B}{m^3} (4mR_B \cosh(mR_B) - 4 \sinh(mR_B)) \\ &\quad + \delta_{i3} \delta_{j3} \frac{\pi R_B}{m^3} (-12mR_B \cosh(mR_B) + 4(3 + m^2 R_B^2) \sinh(mR_B)), \end{aligned} \quad (\text{B.73})$$

or, for a generic axis choice:

$$\begin{aligned} B_{ij}(m) &= \delta_{ij} \frac{\pi R_B}{m^3} (4mR_B \cosh(mR_B) - 4 \sinh(mR_B)) \\ &\quad + \frac{x_{Ai} x_{Aj}}{|\mathbf{x}_A|^2} \frac{\pi R_B}{m^3} (-12mR_B \cosh(mR_B) + 4(3 + m^2 R_B^2) \sinh(mR_B)). \end{aligned} \quad (\text{B.74})$$

Finally, we can compute $B_{ijk}(m)$. First, note that this is a rank-3 symmetric tensor. Rank m symmetric tensors in d dimensions have $(m + d - 1)!/(d - 1)!$ independent components, which for $d = 3$ gives $(m + 1)(m + 2)/2$. This means we have to compute 10 independent components in total. However, as before most are actually 0. Again, similar arguments to before imply $B_{331} = B_{221} = B_{321} = 0$. We also find that:

$$\begin{aligned} B_{111} &\propto \int_0^{2\pi} d\psi \cos^3 \psi = 0, \\ B_{222} &\propto \int_0^{2\pi} d\psi \sin^3 \psi = 0, \\ B_{112} &\propto \int_0^{2\pi} d\psi \cos^2 \psi \sin \psi = 0, \\ B_{221} &\propto \int_0^{2\pi} d\psi \sin^2 \psi \cos \psi = 0. \end{aligned} \quad (\text{B.75})$$

There are, in fact, only three non-zero components:

$$B_{333} = 2\pi R_B^5 \int_0^\pi d\theta \cos^3 \theta \sin \theta e^{mR_B \cos \theta} = \frac{\pi R_B}{m^4} (4mR_B (6 + m^2 R_B^2) \cosh(mR_B) - 12(2 + m^2 R_B^2) \sinh(mR_B)). \quad (\text{B.76})$$

$$B_{311} = R_B^5 \int_0^{2\pi} d\psi \cos^2 \psi \int_0^\pi d\theta \cos \theta \sin^3 \theta e^{mR_B \cos \theta} = \frac{\pi R_B}{m^4} (-12mR_B \cosh(mR_B) + 4(3 + m^2 R_B^2) \sinh(mR_B)). \quad (\text{B.77})$$

$$B_{322} = R_B^5 \int_0^{2\pi} d\psi \sin^2 \psi \int_0^\pi d\theta \cos \theta \sin^3 \theta e^{mR_B \cos \theta} = \frac{\pi R_B}{m^4} (-12mR_B \cosh(mR_B) + 4(3 + m^2 R_B^2) \sinh(mR_B)). \quad (\text{B.78})$$

To summarise this, we note that only terms with at least one of i, j, k equal to 3 are non-zero. The other two indices must then be a diagonal matrix. This means that we can write:

$$B_{ijk} = \delta_{i3} \left[\delta_{jk} \frac{\pi R_B}{m^4} (-12mR_B \cosh(mR_B) + 4(3 + m^2 R_B^2) \sinh(mR_B)) \right. \\ \left. + \delta_{j3} \delta_{k3} \frac{\pi R_B}{m^4} (4mR_B(9 + m^2 R_B^2) \cosh(mR_B) - 4(9 + 4m^2 R_B^2) \sinh(mR_B)) \right] + (\text{all permutations}). \quad (\text{B.79})$$

Or, using symmetrised index notation:

$$B_{ijk} = \frac{x_{Ai}}{|\mathbf{x}_A|} \left[\delta_{jk} \frac{\pi R_B}{m^4} (-12mR_B \cosh(mR_B) + 4(3 + m^2 R_B^2) \sinh(mR_B)) \right. \\ \left. + \frac{x_{Ai} x_{Aj}}{|\mathbf{x}_A|^2} \frac{\pi R_B}{m^4} (4mR_B(9 + m^2 R_B^2) \cosh(mR_B) - 4(9 + 4m^2 R_B^2) \sinh(mR_B)) \right], \quad (\text{B.80})$$

where for an arbitrary tensor, circular brackets around indices indicate the symmetrised indices:

$$M_{(i_1 \dots i_n)} \equiv \frac{1}{n!} \sum_{\text{permutations}} M_{i_{p1} \dots i_{pn}}, \quad (\text{B.81})$$

where $p_1 \dots p_n$ run over all permutations of $1 \dots n$. For example:

$$M_{(ij)} \equiv \frac{1}{2} (M_{ij} + M_{ji}), \quad (\text{B.82})$$

$$M_{(ijk)} \equiv \frac{1}{6} (M_{ijk} + M_{ikj} + M_{jki} + M_{jik} + M_{kij} + M_{kji}). \quad (\text{B.83})$$

We can now proceed to substitute these into the expressions for I_{AA} and I_{AB} . First, we consider I_{AA} , since this term is argued to be zero by Burrage *et al.* [33] in the $m_{\text{bg}} r \ll 0$ limit. First, we can ignore the velocity dependent terms, since we work in the non-relativistic limit where $|\mathbf{v}_A| \ll 0$ (we are using units where $c = 1$). To gain some further understanding of the behaviour, let us consider the $R_B \rightarrow 0$ limit:

$$B_i(m) \approx \frac{4\pi x_{Ai}}{3|\mathbf{x}_A|m^3} (mR_B)^4 + O((mR_B)^6), \quad (\text{B.84})$$

$$B_{ij}(m) \approx \delta_{ij} \frac{4\pi}{3m^4} (mR_B)^4 + O((mR_B)^6), \quad (\text{B.85})$$

$$B_{ijk}(m) \approx \frac{x_{Ai}}{|\mathbf{x}_A|} \left[\delta_{jk} \frac{4\pi}{15m^5} (mR_B)^6 + \frac{x_{Aj} x_{Ak}}{|\mathbf{x}_A|^2} \frac{8\pi}{15m^5} (mR_B)^6 + O((mR_B)^8) \right]. \quad (\text{B.86})$$

This gives

$$I_{AA} \approx \left(\delta_i^{(k} \delta^{l)j} - \frac{\delta_i^j}{2} \delta^{kl} \right) \frac{Q_A^2}{R_B} \left[\frac{\pi x_{Ak} x_{Al} x_{Aj}}{6|\mathbf{x}_A|m_{\text{bg}}^3} (2m_{\text{bg}} R_B)^4 - \frac{\pi x_{Ak} A_{lj}}{6m_{\text{bg}}^4} (2m_{\text{bg}} R_B)^4 + O((2m_{\text{bg}} R_B)^6) \right] \\ \times \frac{(1 + m_{\text{bg}} |\mathbf{x}_A|)^2}{(1 + m_{\text{bg}} R_A)^2} e^{-2m_{\text{bg}}(|\mathbf{x}_A| - R_A)}, \\ = \left(\delta_i^{(k} \delta^{l)j} - \frac{\delta_i^j}{2} \delta^{kl} \right) \frac{Q_A \xi_A M_A (1 + m_{\text{bg}} |\mathbf{x}_A|)}{4\pi M} e^{-m_{\text{bg}} |\mathbf{x}_A|} \left[\frac{8\pi m_{\text{bg}} x_{Ak} x_{Al} x_{Aj}}{3|\mathbf{x}_A|} \left(\frac{R_B}{|\mathbf{x}_A|} \right)^3 - \frac{8\pi x_{Ak} A_{lj}}{6} \left(\frac{R_B}{|\mathbf{x}_A|} \right)^3 \right] \\ \times \frac{(1 + m_{\text{bg}} |\mathbf{x}_A|)^2}{(1 + m_{\text{bg}} R_A)^2} e^{-2m_{\text{bg}}(|\mathbf{x}_A| - R_A)}, \quad (\text{B.87})$$

$$I_{AB} \approx \left(\delta_i^{(k} \delta^{l)j} - \frac{\delta_i^j}{2} \delta^{kl} \right) \frac{2Q_A Q_B}{R_B} \left[-\frac{4\pi x_{Ak}}{3m_{\text{bg}}^4} \delta_{il} (m_{\text{bg}} R_B)^4 + O((m_{\text{bg}} R_B)^6) \right] \frac{(1 + m_{\text{bg}} |\mathbf{x}_A|)}{(1 + m_{\text{bg}} R_A)} e^{-m_{\text{bg}}(|\mathbf{x}_A| - R_A)} \\ = \left(\delta_i^{(k} \delta^{l)j} - \frac{\delta_i^j}{2} \delta^{kl} \right) Q_A \frac{\xi_B M_B}{4\pi M} (1 + m_{\text{bg}} R_B) e^{-m_{\text{bg}} R_B} \left[-\frac{8\pi x_{Ak}}{3} \delta_{il} \right] \frac{(1 + m_{\text{bg}} |\mathbf{x}_A|)}{(1 + m_{\text{bg}} R_A)} e^{-m_{\text{bg}}(|\mathbf{x}_A| - R_A)}. \quad (\text{B.88})$$

This suggests that I_{AA} is subdominant in this limit, provided:

$$\frac{Q_A}{Q_B} \frac{(1 + m_{\text{bg}}|\mathbf{x}_A|)}{(1 + m_{\text{bg}}R_A)} e^{-m_{\text{bg}}(|\mathbf{x}_A| - R_A)} \ll \frac{R_B}{|\mathbf{x}_A|}. \quad (\text{B.89})$$

Then this means that we can essentially ignore the I_{AA} term in the $R_B \rightarrow 0$ limit, which agrees with the calculation of Burrage *et al.* [33]. Furthermore, provided we stay in the limit in Eq. (B.89), then I_{AA} will always be suppressed relative to I_{AB} . Generally speaking, this may not be the case, however, in which case we would have to include the I_{AA} term. For now, let us compute the force without this term, as just include the I_{AB} contribution:

$$F_i = \left(\delta_i^{(k} \delta^{l)j} - \frac{\delta_i^j \delta^{kl}}{2} \right) \frac{2Q_A Q_B}{R_B} (-x_{Ak} B_{jl}(m_{\text{bg}}) + A_{km} B_{jml}(m_{\text{bg}})) \frac{(1 + m_{\text{bg}}|\mathbf{x}_A|)}{(1 + m_{\text{bg}}R_A)} e^{-m_{\text{bg}}(|\mathbf{x}_A| - R_A)}. \quad (\text{B.90})$$

Let us evaluate each piece in turn:

$$\begin{aligned} \left(\delta_i^{(k} \delta^{l)j} - \frac{\delta_i^j \delta^{kl}}{2} \right) x_{Ak} B_{jl}(m_{\text{bg}}) &= \frac{1}{2} (\delta_i^k \delta^{jl} + \delta_i^j \delta^{kl} - \delta_i^j \delta^{kl}) x_{Ak} B_{jl} \\ &= \frac{x_{Ai}}{2} B_{jj} \\ &= x_{Ai} \frac{2\pi R_B^3}{m_{\text{bg}}} \sinh(m_{\text{bg}} R_B), \end{aligned} \quad (\text{B.91})$$

where in the last line we simply add the non-zero diagonals, Eqs. (B.70) - (B.72). The next piece is slightly more complicated:

$$\left(\delta_i^{(k} \delta^{l)j} - \frac{\delta_i^j \delta^{kl}}{2} \right) A_{km} B_{jml}(m_{\text{bg}}) = \frac{1}{2} A_{im} B_{mjj}. \quad (\text{B.92})$$

Consider $m = 1, 2, 3$ in turn, and use co-ordinates where \mathbf{x}_A is along the z axis for simplicity. We find that $B_{1jj} = B_{111} + B_{122} + B_{133} = 0$, $B_{2jj} = B_{211} + B_{222} + B_{233} = 0$ and the only non-zero component is $B_{3jj} = B_{311} + B_{322} + B_{333}$, which is obtained by summing Eqs. (B.77) - (B.76). Together this implies:

$$B_{m33} = \delta_{m3} \frac{4\pi R_B^2}{m_{\text{bg}}^3} (m_{\text{bg}} R_B \cosh(m_{\text{bg}} R_B) - \sinh(m_{\text{bg}} R_B)). \quad (\text{B.93})$$

In the same co-ordinates, we find

$$A_{i3} = \delta_{i3} \left(\frac{m_{\text{bg}}|\mathbf{x}_A|}{1 + m_{\text{bg}}|\mathbf{x}_A|} - 2 \right), \quad (\text{B.94})$$

which implies:

$$\left(\delta_i^{(k} \delta^{l)j} - \frac{\delta_i^j \delta^{kl}}{2} \right) A_{km} B_{jml}(m_{\text{bg}}) = \delta_{i3} \left(\frac{m_{\text{bg}}|\mathbf{x}_A|}{1 + m_{\text{bg}}|\mathbf{x}_A|} - 2 \right) \frac{2\pi R_B^3}{m_{\text{bg}}^2} (m_{\text{bg}} R_B \cosh(m_{\text{bg}} R_B) - \sinh(m_{\text{bg}} R_B)). \quad (\text{B.95})$$

We conclude that

$$\begin{aligned}
 F_i &= Q_A Q_B \left[-x_{Ai} \frac{4\pi R_B^2}{m_{\text{bg}}} \sinh(m_{\text{bg}} R_B) + \frac{x_{Ai}}{|\mathbf{x}_A|} \left(\frac{m_{\text{bg}} |\mathbf{x}_A|}{1 + m_{\text{bg}} |\mathbf{x}_A|} - 2 \right) \frac{4\pi R_B^2}{m_{\text{bg}}^2} (m_{\text{bg}} R_B \cosh(m_{\text{bg}} R_B) - \sinh(m_{\text{bg}} R_B)) \right] \\
 &\quad \times \frac{(1 + m_{\text{bg}} |\mathbf{x}_A|)}{(1 + m_{\text{bg}} R_A)} e^{-m_{\text{bg}} (|\mathbf{x}_A| - R_A)} \\
 &= \frac{\xi_A \xi_B M_A M_B}{16\pi^2 M^2 |\mathbf{x}_A|^3 R_B^3} \frac{(1 + |\mathbf{x}_A| m_{\text{bg}})}{(1 + m_{\text{bg}} R_A)} e^{-m_{\text{bg}} (|\mathbf{x}_A| - R_A)} \times \\
 &\quad \left[-x_{Ai} \frac{4\pi R_B^2}{m_{\text{bg}}} \sinh(m_{\text{bg}} R_B) + \frac{x_{Ai}}{|\mathbf{x}_A|} \left(\frac{m_{\text{bg}} |\mathbf{x}_A|}{1 + m_{\text{bg}} |\mathbf{x}_A|} - 2 \right) \frac{4\pi R_B^2}{m_{\text{bg}}^2} (m_{\text{bg}} R_B \cosh(m_{\text{bg}} R_B) - \sinh(m_{\text{bg}} R_B)) \right] \\
 &= -\frac{G \xi_A \xi_B M_A M_B M_P^2}{2\pi M^2 |\mathbf{x}_A|^2} \frac{(1 + |\mathbf{x}_A| m_{\text{bg}})}{(1 + m_{\text{bg}} R_A)} e^{-m_{\text{bg}} (|\mathbf{x}_A| - R_A)} \frac{x_{Ai}}{|\mathbf{x}_A|} \times \\
 &\quad \left[\frac{4\pi}{m_{\text{bg}} R_B} \sinh(m_{\text{bg}} R_B) - \left(\frac{m_{\text{bg}} |\mathbf{x}_A|}{1 + m_{\text{bg}} |\mathbf{x}_A|} - 2 \right) \frac{4\pi}{m_{\text{bg}}^2 |\mathbf{x}_A| R_B} (m_{\text{bg}} R_B \cosh(m_{\text{bg}} R_B) - \sinh(m_{\text{bg}} R_B)) \right] \\
 &= -\frac{G M_A M_B}{|\mathbf{x}_A|^2} 2\xi_A \xi_B \left(\frac{M_P}{M} \right)^2 \frac{(1 + |\mathbf{x}_A| m_{\text{bg}})}{(1 + m_{\text{bg}} R_A)} e^{-m_{\text{bg}} (|\mathbf{x}_A| - R_A)} \frac{x_{Ai}}{|\mathbf{x}_A|} \times \\
 &\quad \left[\frac{1}{m_{\text{bg}} R_B} \sinh(m_{\text{bg}} R_B) - \left(\frac{m_{\text{bg}} |\mathbf{x}_A|}{1 + m_{\text{bg}} |\mathbf{x}_A|} - 2 \right) \frac{1}{m_{\text{bg}}^2 |\mathbf{x}_A| R_B} (m_{\text{bg}} R_B \cosh(m_{\text{bg}} R_B) - \sinh(m_{\text{bg}} R_B)) \right].
 \end{aligned} \tag{B.96}$$

Including the gravitational force, and moving to co-ordinates centred on ball A , we find:

$$F(r) = -\frac{G M_A M_B}{r^2} \left[1 + 2\xi_A \xi_B \left(\frac{M_P}{M} \right)^2 \frac{(1 + |\mathbf{x}_A| m_{\text{bg}})}{(1 + m_{\text{bg}} R_A)} e^{-m_{\text{bg}} (|\mathbf{x}_A| - R_A)} f(m_{\text{bg}} R_B, m_{\text{bg}} |\mathbf{x}_A|) \right], \tag{B.97}$$

where we have a form-factor function that modifies the force, given by

$$f(x, y) = (1 + x) e^{-x} \left[\frac{\sinh(x)}{x} - \left(\frac{y}{1 + y} - 2 \right) \frac{1}{y} \left(\cosh(x) - \frac{\sinh(x)}{x} \right) \right]. \tag{B.98}$$

This force has several peculiar features. Firstly, there appears to be a double-counting of the distance from the centre of ball B to its surface (R_B) featuring in the exponential suppression with distance. Note, however, that this additional exponential arises from the screening affect of the probe itself, that is, its lack of response to the chameleon field when the probe is itself large. Secondly, we note that if we computed the force of ball B on ball A , we would *not* obtain a symmetric force of opposite sign. In other words, this force appears to violate Newton's third law, which on the face of it suggest that momentum is not conserved. However, this is misleading, because the derivation takes into account the stress energy tensor not only of the ball itself ($\tau^{(m)\mu\nu}$) but of the chameleon field ($\tau^{(\phi)\mu\nu}$). Momentum should still be conserved if the momentum of both the balls *and* the field are included in the calculation. This differs from the Newtonian force derived by Burrage *et al.* [33] since in the $m_{\text{bg}} R_B \ll 1$ limit the force is inverse-square, meaning that Newton's shell theorem applies; a sphere should exert the same inverse-square force as an equivalent point mass. But this does not apply to Yukawa potentials, implying that the chameleon force does not obey the strong equivalence principle (in addition to the explicit violation of the weak equivalence principle due to the force being density-dependent). In any case, the form factor f is typically close to 1 (it is equal to 1 in the $m_{\text{bg}} R_B \ll 1$ limit), so can in most cases be neglected.

Appendix C. Derivation of the sensitivity

The dynamics that arise for a moving source-mass was solved in Refs [87]. Resonant gravimetry and enhancements from modulated optomechanical couplings were considered in [74]. We here outline the solution and refer the reader to [74] for the full derivation.

Appendix C.1. Solution of the dynamics

The time-evolution that arises from the Hamiltonian in Eq. (5) can be written as

$$\hat{U}(t) = e^{-i F_{\hat{N}_a} \hat{N}_a} e^{-i F_{\hat{N}_a^2} \hat{N}_a^2} e^{-i F_{\hat{B}_+} \hat{B}_+} e^{-i F_{\hat{N}_a \hat{B}_+} \hat{N}_a \hat{B}_+} e^{-i F_{\hat{B}_-} \hat{B}_-} e^{-i F_{\hat{N}_a \hat{B}_-} \hat{N}_a \hat{B}_-}, \quad (\text{C.1})$$

where we have transformed into a frame that is rotating with the free optical evolution $\hat{a}^\dagger \hat{a}$, and where the operators are given by

$$\begin{aligned} \hat{N}_a^2 &= (\hat{a}^\dagger \hat{a})^2, \\ \hat{N}_a &= \hat{a}^\dagger \hat{a}, & \hat{N}_b &= \hat{b}^\dagger \hat{b}, \\ \hat{B}_+ &= \hat{b}^\dagger + \hat{b}, & \hat{B}_- &= i(\hat{b}^\dagger - \hat{b}), \\ \hat{N}_a \hat{B}_+ &= \hat{N}_a (\hat{b}^\dagger + \hat{b}), & \hat{N}_a \hat{B}_- &= \hat{N}_a i(\hat{b}^\dagger - \hat{b}). \end{aligned} \quad (\text{C.2})$$

By differentiating $\hat{U}(t)$ and equating the result with the Hamiltonian in Eq. (5), we can use the linear independence of the Hilbert space to find the following coefficients [87]

$$\begin{aligned} F_{\hat{N}_a} &= 2 \frac{x_0}{\hbar} \int_0^t dt' V'(x_S(t')) \sin(\omega_m t') \int_0^{t'} dt'' g(t'') \cos(\omega_m t'') \\ &\quad + 2 \frac{x_0}{\hbar} \int_0^t dt' g(t') \sin(\omega_m t') \int_0^{t'} dt'' V'(x_S(t'')) \cos(\omega_m t''), \\ F_{\hat{N}_a^2} &= -2 \int_0^t dt' g(t') \sin(\omega_m t') \int_0^{t'} dt'' g(t'') \cos(\omega_m t''), \\ F_{\hat{B}_+} &= \frac{x_0}{\hbar} \int_0^t dt' V'(x_S(t')) \cos(\omega_m t'), \\ F_{\hat{B}_-} &= \frac{x_0}{\hbar} \int_0^t dt' V'(x_S(t')) \sin(\omega_m t'), \\ F_{\hat{N}_a \hat{B}_+} &= - \int_0^t dt' g(t') \cos(\omega_m t'), \\ F_{\hat{N}_a \hat{B}_-} &= - \int_0^t dt' g(t') \sin(\omega_m t'), \end{aligned} \quad (\text{C.3})$$

where $V'(x_S(t))$ is a generic potential given in Eq. (5).

Appendix C.2. Derivation of the quantum Fisher information

In the case where we are estimating a linear mechanical displacement, $\hat{\mathcal{H}}_\theta$ can be decomposed into [73]

$$\hat{\mathcal{H}}_\theta = B \hat{N}_a + C_+ \hat{B}_+ + C_- \hat{B}_-, \quad (\text{C.4})$$

where the coefficients are given by

$$\begin{aligned} B &= -\partial_\theta F_{\hat{N}_a} - 2 F_{\hat{N}_a \hat{B}_-} \partial_\theta F_{\hat{B}_+}, \\ C_+ &= -\partial_\theta F_{\hat{B}_+}, \\ C_- &= -\partial_\theta F_{\hat{B}_-}. \end{aligned} \quad (\text{C.5})$$

For an initially coherent state in the optical field and a thermal state of the mechanical element, as that shown in Eq. (2), we have $\lambda_n = \tanh^{2n}(r_T) / \cosh^2(r_T)$ and $|\lambda_n\rangle = |\zeta\rangle \otimes |n\rangle$. The QFI can then be written as the following expression given the initially coherent state of the optical mode and thermal state of the mechanical element shown in Eq. (2)

$$\mathcal{I}_\theta = 4 B^2 |\mu_c|^2 + 4 \frac{(C_+^2 + C_-^2)}{\cosh(2r_T)}. \quad (\text{C.6})$$

We can then obtain the expressions in Eqs. (31), (32) and (34), (35) by dropping the second term, which we can assume to be much smaller than the first term, and taking the derivative of $F_{\hat{N}_a}$ and $F_{\hat{B}_+}$ for κ and σ while assuming $k(t) = k_0$ and $k(t) = k_0 \cos(\omega_m t)$, respectively. In particular, we find that the time dependent Newtonian gravitational acceleration does not appear in the result due to the linearity of the derivative.

References

- [1] Will C M 1990 *Science* **250** 770–776 URL [10.1126/science.250.4982.770](https://doi.org/10.1126/science.250.4982.770)
- [2] Abbott B P, Abbott R, Abbott T, Abernathy M, Acernese F, Ackley K, Adams C, Adams T, Addesso P, Adhikari R et al. 2016 *Physical Review Letters* **116** 061102 URL <https://doi.org/10.1103/PhysRevLett.116.061102>
- [3] Ade P A R et al. (Planck) 2016 *Astronomy & Astrophysics* **594** A14 URL <https://doi.org/10.1051/0004-6361/201525814>
- [4] Aghanim N, Akrami Y, Ashdown M, Aumont J, Baccigalupi C, Ballardini M, Banday A, Barreiro R, Bartolo N, Basak S et al. 2020 *Astronomy & Astrophysics* **641** A6 URL <https://doi.org/10.1051/0004-6361/201833910>
- [5] Riess A G, Filippenko A V, Challis P, Clocchiatti A, Diercks A, Garnavich P M, Gilliland R L, Hogan C J, Jha S, Kirshner R P et al. 1998 *The Astronomical Journal* **116** 1009 URL <https://doi.org/10.1086/300499>
- [6] Padilla A 2015 arXiv preprint arXiv:1502.05296 (*Preprint* [1502.05296](https://arxiv.org/abs/1502.05296))
- [7] Will C M 2006 *Living Reviews in Relativity* **9** 3 (*Preprint* [gr-qc/0510072](https://arxiv.org/abs/gr-qc/0510072)) URL <https://doi.org/10.12942/lrr-2006-3>
- [8] Shapiro S S, Davis J L, Lebach D E and Gregory J S 2004 *Physical Review Letters* **92**(12) 121101 URL <https://link.aps.org/doi/10.1103/PhysRevLett.92.121101>
- [9] Bertotti B, Iess L and Tortora P 2003 *Nature* **425** 374–376 URL <http://adsabs.harvard.edu/abs/2003Natur.425..374B>
- [10] Koyama K 2016 *Reports on Progress in Physics* **79** 046902 URL <https://doi.org/10.1088/0034-4885/79/4/046902>
- [11] Joyce A, Jain B, Khoury J and Trodden M 2015 *Physics Reports* **568** 1–98 URL <https://doi.org/10.1016/j.physrep.2014.12.002>
- [12] Khoury J and Weltman A 2004 *Physical Review Letters* **93** 171104 URL <https://doi.org/10.1103/PhysRevLett.93.171104>
- [13] Khoury J and Weltman A 2004 *Physical Review D* **69**(4) 044026 URL <https://link.aps.org/doi/10.1103/PhysRevD.69.044026>
- [14] Brax P, van de Bruck C, Davis A C, Khoury J and Weltman A 2004 *Physical Review D* **D70** 123518 (*Preprint* [astro-ph/0408415](https://arxiv.org/abs/astro-ph/0408415))
- [15] Giovannetti V, Lloyd S and Maccone L 2006 *Physical Review Letters* **96** 010401 URL <https://doi.org/10.1103/PhysRevLett.96.010401>
- [16] Upadhye A, Gubser S S and Khoury J 2006 *Physical Review D* **74**(10) 104024 URL <https://link.aps.org/doi/10.1103/PhysRevD.74.104024>
- [17] Mota D F and Shaw D J 2006 *Physical Review Letters* **97**(15) 151102 URL <https://link.aps.org/doi/10.1103/PhysRevLett.97.151102>
- [18] Mota D F and Shaw D J 2007 *Physical Review D* **75**(6) 063501 URL <https://link.aps.org/doi/10.1103/PhysRevD.75.063501>
- [19] Adelberger E G, Heckel B R, Hoedl S, Hoyle C D, Kapner D J and Upadhye A 2007 *Physical Review Letters* **98**(13) 131104 URL <https://link.aps.org/doi/10.1103/PhysRevLett.98.131104>
- [20] Brax P, van de Bruck C, Davis A C and Shaw D J 2008 *Physical Review D* **78**(10) 104021 URL <https://link.aps.org/doi/10.1103/PhysRevD.78.104021>
- [21] Upadhye A 2012 *Physical Review D* **86**(10) 102003 URL <https://link.aps.org/doi/10.1103/PhysRevD.86.102003>
- [22] Upadhye A 2012 Particles and forces from chameleon dark energy 8th Patras Workshop on Axions, WIMPs and WISPs (*Preprint* [1211.7066](https://arxiv.org/abs/1211.7066))
- [23] Hoyle C D, Kapner D J, Heckel B R, Adelberger E G, Gundlach J H, Schmidt U and Swanson H E 2004 *Physical Review D* **70**(4) 042004 URL <https://link.aps.org/doi/10.1103/PhysRevD.70.042004>
- [24] Kapner D J, Cook T S, Adelberger E G, Gundlach J H, Heckel B R, Hoyle C D and Swanson H E 2007 *Physical Review Letters* **98**(2) 021101 URL <https://link.aps.org/doi/10.1103/PhysRevLett.98.021101>
- [25] Brax P, van de Bruck C, Davis A C, Mota D F and Shaw D 2007 *Physical Review D* **76**(12) 124034 URL <https://link.aps.org/doi/10.1103/PhysRevD.76.124034>
- [26] Brax P, van de Bruck C, Davis A C, Shaw D J and Iannuzzi D 2010 *Physical Review Letters* **104**(24) 241101 URL <https://link.aps.org/doi/10.1103/PhysRevLett.104.241101>
- [27] Almasi A, Brax P, Iannuzzi D and Sedmik R I P 2015 *Physical Review D* **91**(10) 102002 URL <https://link.aps.org/doi/10.1103/PhysRevD.91.102002>
- [28] Brax P and Davis A C 2015 *Physical Review D* **91**(6) 063503 URL <https://link.aps.org/doi/10.1103/PhysRevD.91.063503>

- [29] Peters A, Chung K Y and Chu S 2001 *Metrologia* **38** 25 URL <https://doi.org/10.1088/0026-1394/38/1/4>
- [30] McGuirk J M, Foster G, Fixler J, Snadden M and Kasevich M 2002 *Physical Review A* **65** 033608 URL <https://doi.org/10.1103/PhysRevA.65.033608>
- [31] Bidel Y, Carraz O, Charriere R, Cadoret M, Zahzam N and Bresson A 2013 *Applied Physics Letters* **102** 144107 URL <https://doi.org/10.1063/1.4801756>
- [32] Hu Z K, Sun B L, Duan X C, Zhou M K, Chen L L, Zhan S, Zhang Q Z and Luo J 2013 *Physical Review A* **88** 043610 URL <https://doi.org/10.1103/PhysRevA.88.043610>
- [33] Burrage C, Copeland E J and Hinds E A 2015 *Journal of Cosmology and Astroparticle Physics* **1503** 042 URL <https://doi.org/10.1088/1475-7516/2015/03/042>
- [34] Burrage C and Copeland E J 2016 *Contemporary Physics* **57** 164–176 URL <https://doi.org/10.1080/00107514.2015.1060058s>
- [35] Elder B, Khoury J, Haslinger P, Jaffe M, Müller H and Hamilton P 2016 *Physical Review D* **94**(4) 044051 URL <https://link.aps.org/doi/10.1103/PhysRevD.94.044051>
- [36] Schlögel S, Clesse S and Füzfa A 2016 *Physical Review D* **93**(10) 104036 URL <https://link.aps.org/doi/10.1103/PhysRevD.93.104036>
- [37] Burrage C, Copeland E J and Stevenson J A 2016 *Journal of Cosmology and Astroparticle Physics* **2016** 070 URL <https://doi.org/10.1088/1475-7516/2016/08/070>
- [38] Chiow S w and Yu N 2018 *Physical Review D* **97** 044043 URL <https://doi.org/10.1103/PhysRevD.97.044043>
- [39] Hartley D, Käding C, Howl R and Fuentes I 2019 *arXiv preprint arXiv:1909.02272* (*Preprint 1909.02272*)
- [40] Hamilton P, Jaffe M, Haslinger P, Simmons Q, Müller H and Khoury J 2015 *Science* **349** 849–851 URL <https://doi.org/10.1126/science.aaa8883>
- [41] Sabulsky D O, Dutta I, Hinds E A, Elder B, Burrage C and Copeland E J 2019 *Physical Review Letters* **123**(6) 061102 URL <https://link.aps.org/doi/10.1103/PhysRevLett.123.061102>
- [42] Brax P and Davis A C 2015 *Physical Review D* **D91** 063503 URL <https://doi.org/10.1103/PhysRevD.91.063503>
- [43] Serebrov A P, Zherebtsov O M, Sbitnev S V, Varlamov V E, Vassiljev A V and Lasakov M S 2011 *Physical Review C* **84**(4) 044001 URL <https://link.aps.org/doi/10.1103/PhysRevC.84.044001>
- [44] Brax P and Pignol G 2011 *Physical Review Letters* **107**(11) 111301 URL <https://link.aps.org/doi/10.1103/PhysRevLett.107.111301>
- [45] Serebrov A P, Geltenbort P, Zherebtsov O M, Sbitnev S V, Varlamov V E, Vassiljev A V, Lasakov M S, Krasnoschekova I A, Ivanov S N and Pushin D 2014 *Physical Review C* **89**(4) 044002 URL <https://link.aps.org/doi/10.1103/PhysRevC.89.044002>
- [46] Brax P 2014 *Physics Procedia* **51** 73–77 URL <https://doi.org/10.1016/j.phpro.2013.12.017>
- [47] Jenke T, Cronenberg G, Burgdörfer J, Chizhova L A, Geltenbort P, Ivanov A N, Lauer T, Lins T, Rotter S, Saul H, Schmidt U and Abele H 2014 *Physical Review Letters* **112**(15) 151105 URL <https://link.aps.org/doi/10.1103/PhysRevLett.112.151105>
- [48] Cronenberg G, Filter H, Thalhammer M, Jenke T, Abele H and Geltenbort P 2016 *PoS EPS-HEP2015* 408 URL [10.22323/1.234.0408](https://doi.org/10.22323/1.234.0408)
- [49] Brax P, Pignol G and Roulier D 2013 *Physical Review D* **88**(8) 083004 URL <https://link.aps.org/doi/10.1103/PhysRevD.88.083004>
- [50] Pokotilovski Y N 2013 *Physics Letters B* **719** 341–345 URL <https://doi.org/10.1016/j.physletb.2013.01.022>
- [51] Lemmel H, Brax P, Ivanov A, Jenke T, Pignol G, Pitschmann M, Potocar T, Wellenzohn M, Zawisky M and Abele H 2015 *Physics Letters B* **743** 310–314 URL <https://doi.org/10.1016/j.physletb.2015.02.063>
- [52] Li K, Arif M, Cory D G, Haun R, Heacock B, Huber M G, Nsofini J, Pushin D A, Saggiu P, Sarenac D, Shahi C B, Skavysh V, Snow W M and Young A R (The INDEX Collaboration) 2016 *Physical Review D* **93**(6) 062001 URL <https://link.aps.org/doi/10.1103/PhysRevD.93.062001>
- [53] Brax P and Burrage C 2011 *Physical Review D* **83**(3) 035020 URL <https://link.aps.org/doi/10.1103/PhysRevD.83.035020>
- [54] Frugiuele C, Fuchs E, Perez G and Schlaffer M 2017 *Physical Review D* **96**(1) 015011 URL <https://link.aps.org/doi/10.1103/PhysRevD.96.015011>
- [55] Rybka G, Hotz M, Rosenberg L J, Asztalos S J, Carosi G, Hagmann C, Kinion D, van Bibber K, Hoskins J, Martin C, Sikivie P, Tanner D B, Bradley R and Clarke J 2010 *Physical Review Letters* **105**(5) 051801 URL <https://link.aps.org/doi/10.1103/PhysRevLett.105.051801>
- [56] Upadhye A, Steffen J H and Chou A S 2012 *Physical Review D* **86**(3) 035006 URL <https://link.aps.org/doi/10.1103/PhysRevD.86.035006>
- [57] Brax P, Davis A C, Elder B and Wong L K 2018 *Physical Review D* **97**(8) 084050 URL <https://link.aps.org/doi/10.1103/PhysRevD.97.084050>
- [58] Bowen W P and Milburn G J 2015 *Quantum Optomechanics* (CRC Press)
- [59] Aspelmeier M, Kippenberg T J and Marquardt F 2014 *Reviews of Modern Physics* **86** 1391 URL <https://doi.org/10.1103/RevModPhys.86.1391>

- [60] Favero I and Karrai K 2009 *Nature Photonics* **3** 201 URL <https://doi.org/10.1038/nphoton.2009.42>
- [61] Barker P and Shneider M 2010 *Physical Review A* **81** 023826 URL <https://doi.org/10.1103/PhysRevA.81.023826>
- [62] Tsaturyan Y, Barg A, Polzik E S and Schliesser A 2017 *Nature Nanotechnology* **12** 776 URL <http://dx.doi.org/10.1038/nnano.2017.101>
- [63] Shkarin A, Kashkanova A, Brown C, Garcia S, Ott K, Reichel J and Harris J 2019 *Physical Review Letters* **122** 153601 URL <https://doi.org/10.1103/PhysRevLett.122.153601>
- [64] Purdy T P, Brooks D, Botter T, Brahms N, Ma Z Y and Stamper-Kurn D M 2010 *Physical Review Letters* **105** 133602 URL <https://doi.org/10.1103/PhysRevLett.105.133602>
- [65] Chan J, Alegre T P M, Safavi-Naeini A H, Hill J T, Krause A, Gröblacher S, Aspelmeyer M and Painter O 2011 *Nature* **478** 89–92 URL <https://doi.org/10.1038/nature10461>
- [66] Teufel J D, Donner T, Li D, Harlow J W, Allman M S, Cicak K, Sirois A J, Whittaker J D, Lehnert K W and Simmonds R W 2011 *Nature* **475** 359–363 URL <https://doi.org/10.1038/nature10261>
- [67] Delić U, Reisenbauer M, Dare K, Grass D, Vuletić V, Kiesel N and Aspelmeyer M 2020 *Science* **367** 892–895 ISSN 0036-8075 URL <https://science.sciencemag.org/content/367/6480/892>
- [68] Arcizet O, Cohadon P F, Briant T, Pinard M, Heidmann A, Mackowski J M, Michel C, Pinard L, François O and Rousseau L 2006 *Physical Review Letters* **97** 133601 URL <https://doi.org/10.1103/PhysRevLett.97.133601>
- [69] Geraci A A, Papp S B and Kitching J 2010 *Physical Review Letters* **105** 101101 URL <https://doi.org/10.1103/PhysRevLett.105.101101>
- [70] Hempston D, Vovrosh J, Toroš M, Winstone G, Rashid M and Ulbricht H 2017 *Applied Physics Letters* **111** 133111 URL <https://doi.org/10.1063/1.4993555>
- [71] Qvarfort S, Serafini A, Barker P F and Bose S 2018 *Nature Communications* **9** 3690 URL <https://doi.org/10.1038/s41467-018-06037-z>
- [72] Armata F, Latmirel L, Plato A and Kim M 2017 *Physical Review A* **96** 043824 URL <https://journals.aps.org/pra/abstract/10.1103/PhysRevA.96.043824>
- [73] Schneter F, Qvarfort S, Serafini A, Xuereb A, Braun D, Rätzel D and Bruschi D E 2020 *Physical Review A* **101** 033834 URL <https://doi.org/10.1103/PhysRevA.101.033834>
- [74] Qvarfort S, Plato A D K, Bruschi D E, Schneter F, Braun D, Serafini A and Rätzel D 2021 *Physical Review Research* **3** 013159 URL <https://doi.org/10.1103/PhysRevResearch.3.013159>
- [75] Rider A D, Moore D C, Blakemore C P, Louis M, Lu M and Gratta G 2016 *Physical Review Letters* **117**(10) 101101 URL <https://link.aps.org/doi/10.1103/PhysRevLett.117.101101>
- [76] Antoniou I and Perivolaropoulos L 2017 *Physical Review D* **96**(10) 104002 URL <https://link.aps.org/doi/10.1103/PhysRevD.96.104002>
- [77] Moore D C and Geraci A A 2021 *Quantum Sci. Technol.* **6** 014008 (*Preprint* 2008.13197)
- [78] Westphal T, Hepach H, Pfaff J and Aspelmeyer M 2020 *arXiv preprint arXiv:2009.09546* URL <https://arxiv.org/abs/2009.09546>
- [79] Rugar D and Grütter P 1991 *Physical Review Letters* **67** 699 URL <https://doi.org/10.1103/PhysRevLett.67.699>
- [80] Szorkovszky A, Brawley G A, Doherty A C and Bowen W P 2013 *Physical Review Letters* **110** 184301 URL <https://doi.org/10.1103/PhysRevLett.110.184301>
- [81] Millen J, Fonseca P Z G, Mavrogordatos T, Monteiro T S and Barker P F 2015 *Physical Review Letters* **114**(12) 123602 URL <https://link.aps.org/doi/10.1103/PhysRevLett.114.123602>
- [82] Aranas E B, Fonseca P Z G, Barker P F and Monteiro T S 2016 *New Journal of Physics* **18** 113021 URL <https://doi.org/10.1088/1367-2630/18/11/113021>
- [83] Fonseca P Z G, Aranas E B, Millen J, Monteiro T S and Barker P F 2016 *Physical Review Letters* **117** 173602 URL <https://doi.org/10.1103/PhysRevLett.117.173602>
- [84] Slusher R, Hollberg L W, Yurke B, Mertz J C and Valley J F 1985 *Physical Review Letters* **55** 2409 URL <https://doi.org/10.1103/PhysRevLett.55.2409>
- [85] Wu L A, Kimble H J, Hall J L and Wu H 1986 *Physical Review Letters* **57** 2520 URL <https://doi.org/10.1103/PhysRevLett.57.2520>
- [86] Andersen U L, Gehring T, Marquardt C and Leuchs G 2016 *Physica Scripta* **91** 053001 URL <https://doi.org/10.1088/0031-8949/91/5/053001>
- [87] Qvarfort S, Serafini A, Xuereb A, Braun D, Rätzel D and Bruschi D E 2020 *Journal of Physics A* **53** 075304 URL <https://doi.org/10.1088/1751-8121/ab64d5>
- [88] Qvarfort S, Serafini A, Xuereb A, Rätzel D and Bruschi D E 2019 *New Journal of Physics* URL <https://doi.org/10.1088/1367-2630/ab1b9e>
- [89] Lovelock D 1971 *Journal of Mathematical Physics* **12** 498–501 URL <https://doi.org/10.1063/1.1665613>
- [90] Burrage C, Copeland E J, Moss A and Stevenson J A 2018 *Journal of Cosmology and Astroparticle Physics* **01** 056 URL <https://doi.org/10.1088/1475-7516/2018/01/056>
- [91] Ellis G F, Maartens R and MacCallum M A 2007 *General Relativity and Gravitation* **39** 1651–1660

- [92] Khoury J 2013 *Classical and Quantum Gravity* **30** 214004
- [93] Meyer J J 2021 *arXiv preprint arXiv:2103.15191* URL <https://arxiv.org/abs/2103.15191>
- [94] Cramér H 1946 *Scandinavian Actuarial Journal* **1946** 85–94 URL <http://www.tandfonline.com/doi/pdf/10.1080/03461238.1946.10419631>
- [95] Rao C R 1992 *Information and the accuracy attainable in the estimation of statistical parameters* *Breakthroughs in statistics* (Springer) pp 235–247 URL https://link.springer.com/chapter/10.1007/978-1-4612-0919-5_16
- [96] Pang S and Brun T A 2014 *Physical Review A* **90** 022117 URL <https://doi.org/10.1103/PhysRevA.90.022117>
- [97] Jing L, Xiao-Xing J, Wei Z and Xiao-Guang W 2014 *Communications in Theoretical Physics* **61** 45 URL <https://doi.org/10.1088/0253-6102/61/1/08>
- [98] Wei J and Norman E 1963 *J. Math. Phys.* **4** 575–581 URL <https://doi.org/10.1063/1.1703993>
- [99] Vahlbruch H, Mehmet M, Danzmann K and Schnabel R 2016 *Physical Review Letters* **117** 110801 URL <https://doi.org/10.1103/PhysRevLett.117.110801>
- [100] Cole G D, Wilson-Rae I, Werbach K, Vanner M R and Aspelmeyer M 2011 *Nature Communications* **2** 1–8 URL <https://doi.org/10.1038/ncomms1212>
- [101] Pontin A, Bullier N, Toroš M and Barker P 2020 *Physical Review Research* **2** 023349 URL <https://doi.org/10.1103/PhysRevResearch.2.023349>
- [102] Delić U, Grass D, Reisenbauer M, Damm T, Weitz M, Kiesel N and Aspelmeyer M 2020 *Quantum Science and Technology* **5** 025006 URL <https://doi.org/10.1088/2058-9565/ab7989>
- [103] Magrini L, Rosenzweig P, Bach C, Deutschmann-Olek A, Hofer S G, Hong S, Kiesel N, Kugi A and Aspelmeyer M 2020 *arXiv preprint arXiv:2012.15188* URL <https://arxiv.org/abs/2012.15188>
- [104] Murata J and Tanaka S 2015 *Classical and Quantum Gravity* **32** 033001 URL <https://doi.org/10.1088/0264-9381/32/2F32/2F3033001>
- [105] Tan W H, Du A B, Dong W C, Yang S Q, Shao C G, Guan S G, Wang Q L, Zhan B F, Luo P S, Tu L C and Luo J 2020 *Physical Review Letters* **124**(5) 051301 URL <https://link.aps.org/doi/10.1103/PhysRevLett.124.051301>
- [106] Burrage C and Sakstein J 2018 *Living reviews in relativity* **21** 1 URL <https://doi.org/10.1007/s41114-018-0011-x>
- [107] Bruschi D E 2020 *Journal of Mathematical Physics* **61** 032102 URL <https://doi.org/10.1063/1.5121397>
- [108] Casimir H B G and Polder D 1948 *Physical Review* **73** 360 URL <https://journals.aps.org/pr/abstract/10.1103/PhysRev.73.360>
- [109] Bimonte G 2018 *Physical Review D* **98**(10) 105004 URL <https://link.aps.org/doi/10.1103/PhysRevD.98.105004>
- [110] Bimonte G and Emig T 2012 *Physical Review Letters* **109**(16) 160403 URL <https://link.aps.org/doi/10.1103/PhysRevLett.109.160403>
- [111] Chiaverini J, Smullin S J, Geraci A A, Weld D M and Kapitulnik A 2003 *Physical Review Letters* **90** 151101 URL <https://doi.org/10.1103/PhysRevLett.90.151101>
- [112] Munday J N, Capasso F and Parsegian V A 2009 *Nature* **457** 170–173 ISSN 0028-0836 URL <https://www.ncbi.nlm.nih.gov/pmc/articles/PMC4169270/>
- [113] Schmöle J, Dragosits M, Hepach H and Aspelmeyer M 2016 *Classical and Quantum Gravity* **33** 125031 URL <https://doi.org/10.1088/0264-9381/33/12/125031>
- [114] Banishev A A, Chang C C, Zandi R and Mohideen U 2012 *Applied Physics Letters* **100** 033112 ISSN 0003-6951 URL <https://aip.scitation.org/doi/abs/10.1063/1.3678189>
- [115] Intravaia F, Koev S, Jung I W, Talin A A, Davids P S, Decca R S, Aksyuk V A, Dalvit D A R and López D 2013 *Nature Communications* **4** 1–8 URL <https://doi.org/10.1038/ncomms3515>
- [116] Chen F, Klimchitskaya G L, Mostepanenko V M and Mohideen U 2007 *Physical Review B* **76** 035338 URL <https://link.aps.org/doi/10.1103/PhysRevB.76.035338>
- [117] Kuhn S, Stickler B A, Kosloff A, Patolsky F, Hornberger K, Arndt M and Millen J 2017 *Nature Communications* **8** 1–5 URL <https://doi.org/10.1038/s41467-017-01902-9>
- [118] Qvarfort S, Vanner M R, Barker P F and Bruschi D E 2020 *arXiv preprint arXiv:2009.02295* URL <https://arxiv.org/abs/2009.02295>
- [119] Bender C M and Orszag S A 2013 *Advanced mathematical methods for scientists and engineers I: Asymptotic methods and perturbation theory* (Springer Science & Business Media)
- [120] Scharf G 2014 *Finite quantum electrodynamics: the causal approach* (Courier Corporation)