

Generalizing Fairness: Discovery and Mitigation of Unknown Sensitive Attributes

William Paul

Johns Hopkins University Applied Physics Laboratory
11100 Johns Hopkins Road Laurel, Maryland 20723

william.paul@jhuapl.edu

Philippe Burlina

Johns Hopkins University Applied Physics Laboratory

philippe.burlina@jhuapl.edu

Abstract

Ensuring trusted artificial intelligence (AI) in the real world is an critical challenge. A still largely unexplored task is the determination of the major factors within the real world that affect the behavior and robustness of a given AI module (e.g. weather or illumination conditions). Specifically, here we seek to discover the factors that cause AI systems to fail, and to mitigate their influence. The identification of these factors usually heavily relies on the availability of data that is diverse enough to cover numerous combinations of these factors, but the exhaustive collection of this data is onerous and sometimes impossible in complex environments. This paper investigates methods that discover and mitigate the effects of semantic sensitive factors within a given dataset. We also here generalize the definition of fairness, which normally only addresses socially relevant factors, and widen it to deal with – more broadly – the desensitization of AI systems with regard to all possible aspects of variation in the domain. The proposed methods which discover these major factors reduce the potentially onerous demands of collecting a sufficiently diverse dataset. In experiments using road sign (GTSRB) and facial imagery (CelebA) datasets, we show the promise of these new methods and show that they outperform state of the art approaches.

sis [5] have now met human performance and surpassed that of classical machine learning approaches [37, 4]. However, these algorithms are susceptible to issues of trust that may include: private information leakage ([35, 26, 17]), adversarial attacks ([9, 12, 13]), or bias to sensitive factors pertaining to protected subpopulations ([6, 27]) (also termed “AI fairness”).

The challenge of fairness has recently received significant attention in the literature and press. It focuses on how decision-making can treat certain sub-populations or individuals adversely compared to others. How exactly this adverse treatment presents itself depends heavily on the context of the decision making, but we focus on disparities in the performance of the classifier between different groups delineated by some demographic factors such as skin color. The model having these disparity on the factor is said to be *biased* with respect to the factor.

The issue of fairness is often associated with bias and focuses on compensating for adverse performance among different sub-populations of the data. However, a more general view of bias allows practitioners to better understand how to improve their models, as well as uncover potential reasons for why the model may fail. Practitioners may also want to make their model insensitive to certain known factors to ensure consistent levels of performance. For example, the model performs the same no matter the weather condition or the ethnicity of the subjects. Consequently, techniques for measuring and addressing fairness can be directly translated to this more general treatment of bias. In fairness, the usual sources of bias are typically data disparity for factors the model performs worse in, which may make the model have conditional dependence on these factors for its predictions. Collecting more data is key to both evaluate and address potential bias in the model, which can be expensive as the data has to be curated to specifically cover novel combina-

1. Introduction

When deploying systems using artificial intelligence (AI) in the real world, measuring and developing trust in AI is a critical but still open question. Deep learning algorithms for tasks such as object detection [33], semantic segmentation [29], skin diagnostics [8], or retinal analy-

tions of factors. Moreover, it can also be difficult to come up with factors to which the model is sensitive.

Our solution to both issues is to leverage generative models that both create synthetic data and offer the opportunity to discover and then control certain factors within this data. In our work, we propose using these generative models to create data controlling important factors in the dataset that can be used to both evaluate bias with respect to these factors as is done in fairness, as well as mitigate these factors in the classifier. We show the process for how one can use this synthetic data to better characterize their models.

2. Prior Work

We review prior state of the art work related to the issues of fairness that inform the problems we address in this work.

A Taxonomy of Fairness Methods: When trying to investigate how to ensure performance parity across sensitive factors, most studies apply fairness to a broad category of domains such as adult income data [41], word embeddings in natural language processing [3], tabular datasets [41, 30], and skin segmentation in medical imagery [22]. How fairness is evaluated depends heavily on the domain in question. For this work, typical measures usually involve the accuracy of subpopulations within the true domain, either by comparing the accuracy of the best-off subpopulation to the worst via subtraction (accuracy) or by focusing only on the worst off subpopulation (minimum accuracy). The latter is inspired by Rawlsian philosophy [10], where actions should focus on improving the worst-off subpopulation, which aligns well with our goals of characterizing the worst operating conditions for the model.

Practitioners usually choose one of three avenues to address fairness and mitigate bias in deep learning [10]: (1) pre-processing techniques that attempt to transform training data that is biased vis-a-vis sensitive or protected factors. An example is sampling additional data to balance the data or masking sensitive variables to ensure the model does not directly use them; (2) in-processing techniques, such as adversarial learning, regularization and constrained optimization. These seek to actively alter the model at hand by introducing fairness metrics in the optimization and find a balance between competing objectives (e.g., performance vs fairness); (3) post-processing techniques, such as calibration and thresholding, which aim to ensure fair outcomes given a biased AI algorithm. The reader is referred to [10] for a detailed inventory of prior papers on the above approaches. We primarily focus on two of these fairness categories, pre-processing via generative augmentation and in-processing via adversaries or divergences. Below, we explain why post-processing methods are not as applicable for this work.

Pre-Processing Methods: These methods transform the training data to mitigate the effects of the sensitive factors

on the trained model. Merely censoring the sensitive factors out of the data does not necessarily address fairness, since these factors are correlated with the remaining features. The more common approach is to balance the training data, so each subpopulation with respect to the sensitive factor is equal in size. This is done via generative approaches such as variational autoencoders (VAEs) ([25, 21, 24]), invertible flow-based latent vector models [43], or GANs ([20, 15]). By themselves, these models do not have the capability to control for sensitive factors (e.g., [7] or [20]), and consequently need to be modified for use in fairness.

Among methods that use generative models, [32] uses image translation between subpopulations, using the flexible and powerful models to map to latent space via residual statistics, to enforce equality of outcome in the visual facial appearance. [18] makes image translation preserve sensitive factors through utilizing a variational autoencoder as a generator in GANs, and evaluates the effectiveness of this translation via augmenting the training data. Also related to our work, [34] uses GANs to generate additional data that pads out the original dataset, but does so by encouraging fairness of the generated data through the discriminator during training rather than optimizing the latent codes as we will demonstrate here.

Methods in domain adaptation can be also viewed as a way to sample data from different subpopulations, using the dominant subpopulation as the source domain to convert to the target domain (i.e., the worse-off subpopulation). Many generative methods have been proposed to address domain adaptation, such as CycleGAN [44], StarGAN [11] and pix2pix [19, 31]. However, these approaches typically assume access to data collected in the new domain, and do not explicitly consider how the new domain is different from the old one.

More generally, most of these approaches are effectively fixed in what they address, as the specific sensitive factor has to be known and there has to exist labeled data that demonstrates different sensitive factor values. We instead focus on methods that control multiple factors within the same generative model.

Controlling Factors within Generative Models: Motivating our work, these approaches use a master generative model that attempts to describe individual factors of the domain with its latent space, rather than training purpose built models. A major challenge is to ensure that intervening on a single factor leaves other uncontrolled factors invariant, which is typically known as *disentanglement*. How exactly generative models learn to separate these factors is still a mystery, but they are commonly likened to principal component analysis in learning vectors along directions of high variability. The effect was first noted in variational autoencoders (VAEs), and then subsequently improved upon by beta-VAE [38]. There are also methods that use PCA in

the latent space of GANs [39] by the same reasoning for why disentanglement may occur. [28] forces the generator to make the effect of certain variables present in the image, and shows that optimizing the control of semantic factors also promotes (theoretically and empirically) *disentanglement* among latent factors. Disentanglement appears to have an incidence in promoting fairness as shown empirically in [23]; however this work does not provide a method to achieve this.

In-Processing Adversarial Approaches: Methods that modify how the network learns typically focus on spurious correlations between the sensitive factor and the true label that the model uses [14]. This issue is commonly referred to as conditional dependence of the predicted label on the sensitive factor. Most approaches take the view that this correlation can be taken advantage of by an adversary, so defending against these adversary reduces the severity of these correlations.

Based on this view, [2] uses a separate adversarial network to predict the protected factor given a word embedding, and modifies the embeddings to reduce the adversary’s performance for the natural language task. [1] employs multiple network heads and a cross entropy loss comparing the predicted distribution to a uniform distribution to reduce bias in representations across multiple protected factors in the image domain. The concurrent studies [38] and [42] use a similar approach and expand to tabular data targeting various forms of fairness, but give the adversary additional information such as the true label to address different fairness criteria. Finally, [36] uses an information theoretic approach to mitigate bias by minimizing the mutual information between a representation and the sensitive factor. The goal is to find a representation that is independent of the true sensitive factor.

Post-Processing Approaches: For completeness, we also discuss methods that modify the models predictions after training is complete to eliminate bias. These post processing methods usually use validation data to modify the model’s predictions in some way. Thresholding, introduced by [16], is one of the most popular techniques, and sets the thresholds used for predicting so that the validation set exhibits no bias. Calibration is a related approach to ensure the output probability is meaningful and equivalent across subpopulations. Although calibration is also useful in general to have, there are several impossibility results in achieving certain fairness objectives as well as calibration, leaving most works to try and approximate both objectives.

In general, the main issue with these approaches is that they are limited in how much they can de-bias as they do not affect the model directly. [16] has shown evidence separating debiasing from training is sub-optimal, especially for the deeper architectures used for computer vision.

Our contributions are the following:

1. We expand the scope of fairness from focusing solely on demographic factors to more general factors by using generative models that discover factors.
2. We develop a methodology suitable when data that one needs to use for fairness is scarce, and can be effectively created needing to only verify the produced data without any expensive data collection.
3. We evaluate the efficacy of fairness methods when the sensitive factor is potentially noisy or comprises more than just one true sensitive factor, a possibility due to learning these factors.

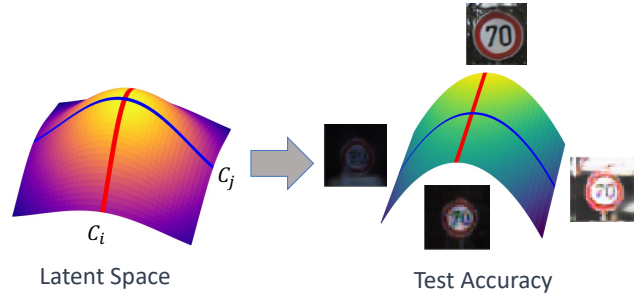


Figure 1: Main idea: We learn variables such as C_i or C_j in latent space that corresponds to a) factors of variations such as lighting (blue) or sign size (red) and b) to probe or address how sensitive task performance (difference between low performance (purple) versus high performance (bright green)) is to these factors.

3. Methods

3.1. Expanding the Scope of Fairness

We view the domain that we sample data from as consisting of inherent factors $\{S_i\}$ that are irreducible, which the desired label Y to be predicted likely depends on or is considered on. For this work, we focus on factors that are affect the image globally, i.e., weather, lighting, etc. Generalization can be thought of as how successfully the Y is predicted in the presence of novel combinations of these $\{S_i\}$ (known unknowns) that do not change Y , or the data has new factors $\{\hat{S}_i\}$ that act as distractors/confounders (unknown unknowns). Ideally, the model is able to identify the exact factors that actually (casually) affect Y and ignores these unknown unknowns, i.e., for which factors S_i is $P(Y|X, S_i) = P(Y|X)$. When S_i corresponds to a demographic factors such as gender or skin color, this is exactly the setting in which most fairness literature operates in.

The common paradigm for addressing generalization is that having sufficient data is the key ingredient. In light of the previous paragraph, not only does acquiring more data can capture unknown unknowns, but also captures these

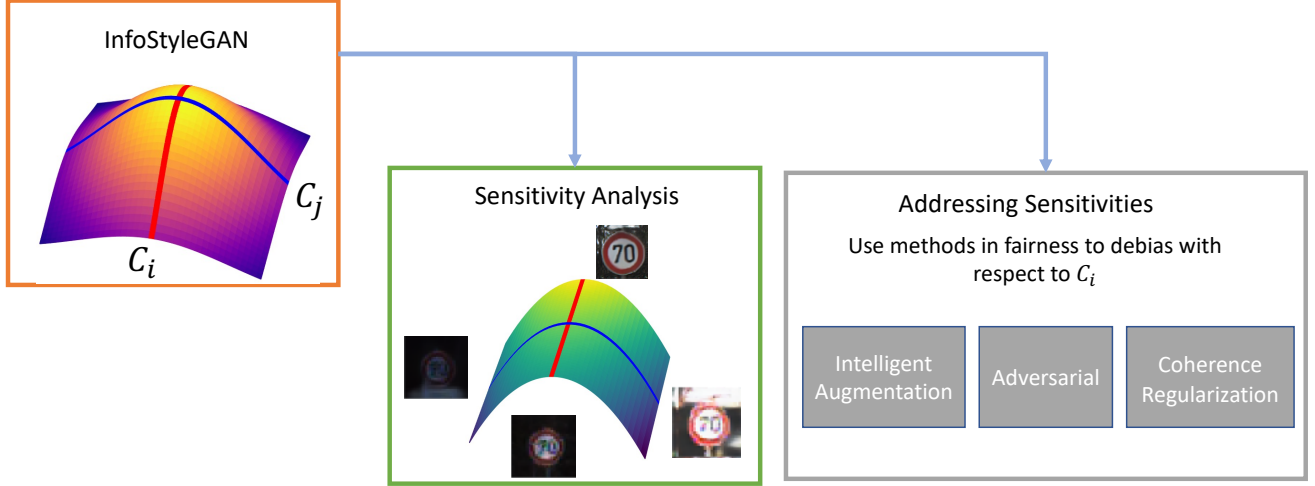


Figure 2: We start with a generative model, InfoStyleGAN, that is able to discover and control the desired factors. InfoStyleGAN uses mutual information to find latent space variables aligned with factors of variations of the data, similar to how PCA finds directions that explain the most variance. We can then use the generative model as a source of data to conduct a sensitivity analysis on the baseline model, and address these sensitivities using one of three methods.

novel combinations of known factors. However, addressing all of these combinations can be difficult due to exponential blowup, requiring large datasets especially in more complex domains that can have many factors concurrently. Consequently, a major question in generalization is how to handle generalization when data cannot be collected as easily or in such great quantities.

Classical data augmentation uses various transformations that attempt, but do not take into consideration $\{S_i\}$ directly. Our approach is to recover $\{S_i\}$ in variables $\{C_i\}$ that generate synthetic imagery, so that we can control the $\{S_i\}$ in the resultant image via $\{C_i\}$. We can then create new data augmentation schemes that modify a specific C_i , which in turn corresponds to changing some S_i . We can then use these schemes in conjunction with methods from fairness to address generalization. Moreover, as we can generate missing known unknowns, we can also augment the testing dataset to evaluate the generalization on these novel combinations of inherent factors in order to better characterize the performance in the real world as depicted in Figure 1.

3.2. Discovering Semantic Inherent Factors

To discover inherent factors in the domain, we employ InfoStyleGAN [28] that trains a GAN to both create realistic imagery alongside aligning certain variables used in the input to the generator $\{C_i\}$ with the true $\{S_i\}$. Ideally, each C_i only affects a single S_i , and the effects of each C_i on other C_j is diminished so as to fully represents the full spectrum of possible combinations of $\{S_i\}$, i.e., $\{C_i\}$ are disentangled.

In training the GAN, the loss function is comprised of two parts: the adversarial loss $V(\mathcal{D}, \mathcal{G})$ for the generator \mathcal{G} and discriminator \mathcal{D} as well as the lower bound $L_{\text{info}}(\mathcal{G}, Q)$ on the mutual information

$$V(\mathcal{D}, \mathcal{G}) = \mathbb{E}_{C \sim p(C), \hat{X} \sim \mathcal{G}(Z', C)} (\log(1 - \mathcal{D}(\hat{X}))) + \mathbb{E}_X (\log(\mathcal{D}(X))) \quad (1)$$

$$L_{\text{info}}(\mathcal{G}, Q) = \mathbb{E}_{C \sim p(C), \hat{X} \sim \mathcal{G}(Z', C)} (\log(Q(C|\hat{X})) - \log p(C)) \quad (2)$$

where $\mathbb{E}(\cdot)$ denotes the expectation operator, Q denotes the auxiliary network referenced earlier, and $0 \leq \mathcal{D}(\cdot) \leq 1$. Note that we abused the notation in $\hat{X} \sim \mathcal{G}(Z', C)$ to denote the conditional distribution $p(\hat{X}|C)$ given C (this conditional distribution is intrinsically determined by the distribution of Z' and the Gaussian noise maps). The optimization problem consists then of determining the triplet $(\mathcal{D}, \mathcal{G}, Q)$ that achieves:

$$\min_{\mathcal{G}, Q} \max_{\mathcal{D}} V(\mathcal{D}, \mathcal{G}) - \beta L_{\text{info}}(\mathcal{G}, Q) \quad (3)$$

where coefficient $\beta \geq 0$ is a hyper-parameter.

Note that we have the generator conditional on the class label to create data that corresponds to certain classes. Ideally, learnt C_i should not overlap with the class label as C is sampled independently and the image scored based on the class it has, but this is not guaranteed.

We next turn to our proposed method for mitigating susceptibility to newly discovered sensitive factor which resulting in generating more data along newly discovered, presumably semantic, latent space directions.

3.3. Mitigation of Sensitivity via Semantic Augmentation

For this method, we sample an additional fixed size dataset from the generator of InfoStyleGAN. We then append this data as supervised examples to the original dataset, and treat them as real data for the purposes of training the classifier. To target debiasing a specific factor C_i , we sample C_i from a uniform distribution from -2 to 2 rather than the original distribution used in training the GAN. This uniform distribution was chosen to ensure that all possible values of the semantic factor are equally represented in the additional data. The parameters were chosen to overlap with the majority of the original Gaussian distribution, but excludes the outliers that are less realistic.

3.4. Mitigation of Sensitive Factors via Two-player Adversarial

The previous method can be viewed as a passive intervention on the classifier training, and does not explicitly leverage the information provided by knowing what specific factor the generated image has. Thus, we also experiment with a common technique in the fairness literature, using an adversary to predict the sensitive factor (our C_i) and have the classifier defend against it.

During training, we simultaneously train a prediction network F with input X and parameters Θ_F on a classification task represented via

$$F(X; \Theta_F) = F_2(F_1(X; \Theta_F); \Theta_F) = F_2(R; \Theta_F) = \hat{Y}$$

and an adversarial network A that aims to predict the factor of variation S . In the process of computing \hat{Y} , the prediction network calculates some internal representation $R = F_1(X; \Theta_F)$ that should be insensitive (i.e. independent) (chosen based on the sensitive factor F and F_2). For this work, we take F_1 to be the output of the global average pooling layer in ResNet 50, and F_2 to be the subsequent linear layer and softmax layer.

Simultaneously, the adversarial network with parameters Θ_A ingests this internal representation R and the true Y to produce \hat{S} (the prediction for S):

$$A(R, Y; \Theta_A) = \hat{S}.$$

The cross entropy $H(\cdot; \cdot)$ is¹ then applied to each of the two predictions and combined to compute the total loss which is optimized as follows:

$$\min_{\Theta_F} \max_{\Theta_A} H(Y; F(X; \Theta_F)) - \beta H(S; A(R, Y; \Theta_A)) \quad (4)$$

¹Recall that, given two random variables U and V with distributions P_U and P_V , respectively, then the cross-entropy between U and V is denoted by $H(U; V)$ and is given by $H(U; V) = \mathbb{E}_{P_U} [-\log P_V(U)]$, where $\mathbb{E}_{P_U}[\cdot]$ denotes expectation under the P_U distribution.

where the $\beta > 0$ is a hyperparameter used to balance the impact of the adversarial loss contribution. In Equation 4, we use back propagation to optimize the prediction network Θ_F parameters with the total loss and then the adversarial network's Θ_A parameters using $H(S; \hat{S})$. Combining the impact of the two loss terms ensures that the prediction network will be penalized for producing an R that can be used to reproduce the protected factor. The resulting prediction network should then be more resilient to bias with respect to the protected factor.

3.5. Mitigation of Sensitivity via Coherence Regularization

As an alternative to actively defending against an adversary predicting the sensitive factor, we can instead take the view that the classifier should output the same probabilities regardless of the factor. For example, if the learnt factor corresponds to skin color for facial imagery, then changing the skin color of a light skinned person to be darker should not change the predictions of the classifier. Taking inspiration from [40] which was targeting data augmentation for overall performance and not fairness, we enforce this desensitivity by adding a KL divergence between $F(\hat{x})$ for some synthetic image $\hat{x} = G(z, c)$ and $F(A_{C_i}(x))$, where A_{C_i} resamples the $C_i \in C$ used to create x from a uniform distribution. If this C_i corresponds to a known factor, i.e. skin color, this term corresponds to saying the classifier is insensitive to changes to a semantic factor. Thus, the full loss term for the classifier F is:

$$L(F) = \mathbb{E}_{X, Y} \mathbb{C}\mathbb{E}(p(Y|X), F(X)) + \mathbb{E}_{\hat{X} \sim G(z, c)} \mathbb{K}\mathbb{L}(F(\hat{X}) || F(A_{C_i}(\hat{X}))) \quad (5)$$

Note that unlike previous methods, the generator is used in an online fashion to generate the original synthetic examples and the perturbed example. Using a fixed synthetic dataset leads to a different formulation for what the expectation is over, in much the same way data augmentation is done in an online fashion rather than sampling a few specific augmentations.

4. Experiments

4.1. Methodology

For each dataset, we first partition into a training dataset and a test dataset. The training dataset is used to both train InfoStyleGAN, which is conditional on the class label, as well as any of the classifiers. We only use the test dataset to evaluate each trained classifier, as training the GAN using this data might inadvertently lead to test set leakage.

We first train InfoStyleGAN on the dataset using ten C_i , that we then treat as sensitive factors for the purposes of our fairness methods. We train a baseline classifier, ResNet50

| Sorted Sensitive Factors | | 1 | 7 | 5 | 9 | 6 | 8 | 10 | 3 | 4 | 2 |
|--------------------------|----------------|--------------|--------------|--------------|--------------|--------------|--------------|--------------|--------------|--------------|--------------|
| Baseline | Acc | 98.49 | 98.49 | 98.49 | 98.49 | 98.49 | 98.49 | 98.49 | 98.49 | 98.49 | 98.49 |
| | Susceptibility | 22.93 | 18.46 | 13.47 | 1.34 | 1.17 | 1.13 | 0.95 | 0.91 | 0.87 | 0.71 |
| | Min Acc | 65.80 | 69.37 | 72.19 | 81.93 | 81.85 | 81.91 | 81.81 | 82.12 | 81.93 | 82.09 |
| Semantic Augmentation | Acc | 98.60 | 99.02 | 98.89 | 98.90 | 98.65 | 98.69 | 98.55 | 98.86 | 99.09 | 99.11 |
| | Susceptibility | 4.12 | 2.81 | 2.89 | 0.52 | 0.44 | 0.63 | 0.47 | 0.45 | 0.60 | 0.23 |
| | Min Acc | 94.29 | 95.82 | 95.39 | 97.49 | 97.39 | 95.29 | 96.87 | 97.42 | 97.43 | 97.67 |
| | CAI(0.5) | 9.46 | 8.09 | 5.49 | 0.62 | 0.45 | -0.35 | 0.27 | 0.42 | 0.44 | 0.55 |
| | CAI(0.75) | 14.14 | 11.87 | 8.03 | 0.72 | 0.59 | 0.43 | 0.37 | 0.44 | 0.35 | 0.51 |
| Adversarial | Acc | 97.93 | 97.96 | 97.30 | 96.88 | 97.55 | 92.93 | 94.24 | 97.14 | 95.68 | 21.43 |
| | Susceptibility | 10.84 | 4.45 | 5.87 | 0.70 | 0.80 | 1.14 | 0.52 | 0.65 | 0.96 | 1.05 |
| | Min Acc | 86.09 | 92.00 | 90.04 | 90.79 | 92.87 | 82.67 | 86.72 | 93.93 | 92.09 | 12.71 |
| | CAI(0.5) | 5.77 | 6.74 | 3.21 | -0.48 | -0.29 | -2.78 | -1.91 | -0.54 | -1.45 | -38.70 |
| | CAI(0.75) | 8.93 | 10.38 | 5.41 | 0.08 | 0.04 | -1.39 | -0.74 | -0.14 | -0.77 | -19.52 |
| Coherence Regularization | Acc | 96.47 | 95.87 | 95.99 | 97.35 | 97.85 | 97.46 | 97.43 | 98.03 | 98.10 | 97.92 |
| | Susceptibility | 34.85 | 15.65 | 10.86 | 1.41 | 1.43 | 1.11 | 1.00 | 0.96 | 0.78 | 1.23 |
| | Min Acc | 48.50 | 65.30 | 64.18 | 81.57 | 81.42 | 81.22 | 81.02 | 80.36 | 81.27 | 79.96 |
| | CAI(0.5) | -6.97 | 0.10 | 0.06 | -0.60 | -0.45 | -0.50 | -0.55 | -0.25 | -0.15 | -0.54 |
| | CAI(0.75) | -9.44 | 1.46 | 1.34 | -0.33 | -0.35 | -0.24 | -0.30 | -0.15 | -0.03 | -0.53 |

Table 1: GTSRB Results. Numbers in bold denote which one of the three interventions performed the best **and** improved over the baseline (for CAI, when it is non-negative).

| Sorted Sensitive Factors | | 5 | 4 | 6 | 7 | 9 | 2 | 10 | 8 | 1 | 3 |
|--------------------------|----------------|--------------|--------------|--------------|--------------|--------------|--------------|--------------|--------------|--------------|--------------|
| Baseline | Acc | 81.24 | 81.24 | 81.24 | 81.24 | 81.24 | 81.24 | 81.24 | 81.24 | 81.24 | 81.24 |
| | Susceptibility | 8.77 | 7.20 | 3.62 | 3.59 | 3.38 | 2.15 | 1.87 | 1.67 | 1.57 | 1.06 |
| | Min Acc | 69.80 | 70.09 | 72.00 | 71.60 | 72.28 | 72.76 | 72.81 | 73.03 | 73.03 | 73.20 |
| Semantic Augmentation | Acc | 79.27 | 78.79 | 79.67 | 79.17 | 79.80 | 78.89 | 78.93 | 78.53 | 78.93 | 79.84 |
| | Susceptibility | 1.02 | 1.05 | 1.44 | 1.07 | 1.38 | 0.61 | 1.39 | 0.96 | 0.90 | 1.70 |
| | Min Acc | 86.34 | 86.19 | 86.40 | 86.03 | 85.69 | 86.51 | 85.94 | 86.24 | 86.22 | 85.96 |
| | CAI(0.5) | 2.89 | 1.85 | 0.31 | 0.23 | 0.28 | -0.40 | -0.91 | -1.00 | -0.82 | -1.02 |
| | CAI(0.75) | 5.32 | 4.00 | 1.25 | 1.38 | 1.14 | 0.57 | -0.22 | -0.15 | -0.07 | -0.83 |
| Adversarial | Acc | 74.12 | 80.00 | 67.65 | 50.03 | 70.42 | 65.46 | 63.71 | 76.16 | 62.48 | 59.89 |
| | Susceptibility | 1.36 | 3.99 | 4.70 | 1.56 | 2.66 | 1.55 | 5.17 | 2.46 | 3.49 | 5.92 |
| | Min Acc | 84.37 | 81.59 | 56.78 | 57.66 | 79.62 | 74.50 | 61.56 | 71.12 | 70.16 | 68.19 |
| | CAI(0.5) | 0.14 | 0.99 | -7.33 | -14.59 | -5.05 | -7.59 | -10.41 | -2.94 | -10.34 | -13.10 |
| | CAI(0.75) | 3.78 | 2.10 | -4.20 | -6.28 | -2.16 | -3.50 | -6.85 | -1.87 | -6.13 | -8.98 |
| Coherence Regularization | Acc | 80.29 | 81.32 | 80.79 | 81.38 | 79.79 | 78.24 | 81.26 | 81.83 | 81.11 | 80.81 |
| | Susceptibility | 7.86 | 2.12 | 2.66 | 0.91 | 0.97 | 2.85 | 1.63 | 1.75 | 0.96 | 3.10 |
| | Min Acc | 67.94 | 69.48 | 68.58 | 71.50 | 65.50 | 64.59 | 70.20 | 71.09 | 73.52 | 70.77 |
| | CAI(0.5) | -0.02 | 2.58 | 0.26 | 1.41 | 0.48 | -1.85 | 0.13 | 0.25 | 0.25 | -1.23 |
| | CAI(0.75) | 0.45 | 3.83 | 0.61 | 2.05 | 1.44 | -1.28 | 0.18 | 0.08 | 0.43 | -1.64 |

Table 2: CelebA Results. Numbers in bold denote which one of the three interventions performed the best **and** improved over the baseline (for CAI, when it is non-negative).

using pretrained ImageNet weights, on the given task for the dataset. We then build on top of this baseline using the methods described previously.

For evaluation, we use the test set to compute the overall accuracy. To evaluate performance with respect to discovered factors, i.e., on novel combinations not present in the test set, we sample data conditioned on the class labels from InfoStyleGAN where each C_i is sampled uniformly from -2 to 2 for the same reasons as the augmentation method. We partition the resulting images according to the image’s C_i , where there are 10 bins between -2 and 2. This synthetic dataset has the same label distribution as the test set, and

is sampled to be ten times the size, so each partition of images is roughly equal size to the original test set. We then compute the overall accuracy for each image partition.

4.2. Metrics

For each individual C_i , we use standard fairness metrics to evaluate how the model is affected by the learnt factor. The susceptibility to C_i , or the accuracy gap, is taken to be the maximum overall accuracy over the partitions minus the minimum overall accuracy. We also show the minimum accuracy over the same ten bins of C_i , which aligns well with observing the worst case performance.

As it can be difficult to balance fairness and performance, we also use a metric $CAI(\lambda, C)$, which is the weighted sum of the improvement in test accuracy between C and the baseline and the decrease in susceptibility from the baseline to C .

$$CAI(\lambda, C) = (1 - \lambda)(acc_C - acc_{baseline}) + \lambda(susc_{baseline} - susc_C) \quad (6)$$

4.3. Datasets

We evaluate on two image datasets, German Traffic Sign Recognition Benchmark (GTSRB) and CelebA.


German Traffic Sign Recognition Benchmark is an image dataset containing 43 different classes of traffic signs. Common factors that are present in this dataset are primarily the size of the sign and the lighting condition, which can affect how finer details appear in the image. The image size is 64 pixels by 64 pixels, and we use 45,322 images for training and validation, and 10,112 images for testing. The synthetic dataset, correspondingly, is 101,120 images.

CelebA is a facial image dataset consisting of celebrities, with many different attributes labeled ranging from the gender to the attractiveness of the person. We predict the age of the person. The images are cropped to be 128 pixels by 128 pixels, and we have 162,121 images for training, and 39,201 images for testing.


4.4. Results

We show the results in tables 1 and 2. Each numerical column corresponds to evaluating the Susceptibility and minimum accuracy with respect to that sensitive factor on the synthetic dataset, and the columns are sorted by decreasing susceptibilities on the baseline classifier. We also show how the synthetic images evolve by changing only the sensitive factor in the caption in Figure 3 and 4.

For the GTSRB results, Semantic Augmentation appears to be the best across the board, always decreasing the measured susceptibility, such as for the top ranking factor from 22.93% to 4.12%, and in some cases increasing the overall accuracy slightly. The adversarial method successfully decreased the susceptibility as well, but decreases the overall accuracy compared to the baseline. Coherence regularization does not always improve the susceptibility with respect to the targeted factor, with the most sensitive factor actually having the susceptibility increase. The next top two factors (7 and 5) have their susceptibilities improved marginally. There is also a sharp drop in susceptibilities between the top three factors and the rest, with factor 5 having a susceptibility of 13.47% to to factor 9 having a susceptibility of 1.34%. The top three factors all appear to relate to either lighting or the size as seen in Figure 3, so our generative model has recovered those environmental factors. However, this control is not perfect, as one can see either non-smooth transitions



(a) Most Sensitive Factor 7 corresponding to lighting



(b) Second Most Sensitive Factor 1 corresponding to Sign Size.

Figure 3: GTSRB Example Factors

for the actual factor in question, or changes in sign rotation or blurriness.

For CelebA, most observations remain similar, with Semantic Augmentation being the best method for reducing susceptibilities. However, this time Semantic Augmentation exhibits worse overall accuracy for every factor. The adversarial method now has factor 6 with a higher susceptibility than the baseline. Coherence regularization in this dataset performs better than for GTSRB as targeting factor 4 results in an equivalent overall accuracy and reduced susceptibility. There is again a divide, albeit less significantly from 7.2% to 3.62%, in susceptibilities, this time between the top 2, which both relate to skin or hair color as seen in Figure 4, and the rest of the factors.

5. Discussion and Limitations

The generative models used were able to control factors within each domain, though using this control also affected other factors in an inconsistent manner. How exactly the model chooses the factors it can control is unknown, and being able to specify the exact number and structure



(a) Most Sensitive Factor 5 corresponding to skin color.



(b) Second Most Sensitive Factor 4 corresponding to lighting.

Figure 4: CelebA Example Factors

of these learnt factors is difficult at best. The model we use, and most approaches for discovering factors, focus on more 'global' factors that affect the image completely, as we see in the factors our InfoStyleGAN models capture. More complex scenes such as those commonly found in autonomous driving or aerial imagery also have 'local' factors that affect only single entities in the scene, such as vehicles or people. To the best of our knowledge, capturing these local factors has not been researched extensively.

Another issue is how consistent and diverse the factors we do capture are. Discovering factors is typically done in conjunction with a generative model, so this process of discovery can be thought of as how the model organizes itself to do the task. Latent representations in VAEs need to reconstruct the image exactly, so all important factors should be represented in some capacity. However, there may be no easy way to actually control them, as VAEs encourage representations that are sparse and have variables overloaded with multiple factors. Approaches using GANs, like this work employs, are the opposite in that the control is more consistent, but they may only capture a subset of important

factors. Even then, as shown in Figures 3 and 4, there is still noise, i.e., effects on other factors, associated with changing this specific factor that may be too much for other fairness methods such as the adversarial or coherence regularization we employ. Consequently, we view this work as an alternative to data collection rather than data curation, and needing to verify if the data or labels is of sufficient quality is still necessary for good results.

Longer term, as these generative models are developed and better describe the true domain via these latent factors, there is a natural question if whether is the generative model by itself is sufficient to do the task, i.e., there is no real need to train another classifier. After all, there are generative classifiers such as naive Bayes, and even though GANs do not estimate the probability of an image directly one could plausibly use surrogate measures such as perceptual distance with respect to latent space. However, these generative models may need to be significantly large to properly model the domain, making it intractable for most scenarios. Consequently, the view that we take is that our work has similar goals as that in distillation. Rather than trying to directly replace a model with something simpler, we instead want to take our knowledge that these factors should not be relied on in order to do the task, and intervene on the data. Being able to make this connection more directly is a potential future direction for this work.

6. Conclusions

We demonstrate that methods that can control factors operate harmoniously in the fairness regime. Using these generative models allows one to supplement data collection, and are useful when one does not significant amounts of labeled data to use for fairness. Finally, we note that some fairness methods may have challenges in dealing with noisy labels, showing a need for quality curation of the dataset.

References

- [1] Mohsan Alvi, Andrew Zisserman, and Christoffer Nellåker. Turning a blind eye: Explicit removal of biases and variation from deep neural network embeddings. In *Proceedings of the European Conference on Computer Vision (ECCV) Workshops*, 2018. 3
- [2] Alex Beutel, Jilin Chen, Zhe Zhao, and Ed H Chi. Data decisions and theoretical implications when adversarially learning fair representations. *arXiv preprint arXiv:1707.00075*, 2017. 3
- [3] Tolga Bolukbasi, Kai-Wei Chang, James Y Zou, Venkatesh Saligrama, and Adam T Kalai. Man is to computer programmer as woman is to homemaker? debiasing word embeddings. In *Advances in Neural Information Processing systems*, pages 4349–4357, 2016. 2
- [4] P Burlina, R Chellappa, C Lin, and X Zhang. Context-based exploitation of aerial imagery. In *Proc. Workshop on Model-Based Vision (Boston, MA)*, 1995. 1

- [5] Phillippe Burlina, Neil Joshi, Katia D Pacheco, David E Freund, Jun Kong, and Neil M Bressler. Utility of deep learning methods for referability classification of age-related macular degeneration. *JAMA ophthalmology*, 136(11):1305–1307, 2018. 1
- [6] Philippe Burlina, Neil Joshi, William Paul, Katia D Pacheco, and Neil M Bressler. Addressing artificial intelligence bias in retinal disease diagnostics. *arXiv preprint arXiv:2004.13515 and Translational Vision Science and Technology (accepted)*, 2020. 1
- [7] Philippe M Burlina, Neil Joshi, Katia D Pacheco, TY Alvin Liu, and Neil M Bressler. Assessment of deep generative models for high-resolution synthetic retinal image generation of age-related macular degeneration. *JAMA Ophthalmology*, 137(3):258–264, 2019. 2
- [8] Philippe M Burlina, Neil J Joshi, Elise Ng, Seth D Billings, Alison W Rebman, and John N Aucott. Automated detection of erythema migrans and other confounding skin lesions via deep learning. *Computers in biology and medicine*, 105:151–156, 2019. 1
- [9] Nicholas Carlini and David Wagner. Adversarial examples are not easily detected: Bypassing ten detection methods. In *Proceedings of the 10th ACM Workshop on Artificial Intelligence and Security*, pages 3–14, 2017. 1
- [10] Simon Caton and Christian Haas. Fairness in machine learning: A survey, 2020. 2
- [11] Yunjei Choi, Minje Choi, Munyoung Kim, Jung-Woo Ha, Sunghun Kim, and Jaegul Choo. Stargan: Unified generative adversarial networks for multi-domain image-to-image translation. In *Proceedings of the IEEE Conference on Computer Vision and Pattern Recognition*, June 2018. 2
- [12] Nathan Drenkow, Neil Fendley, and Philippe Burlina. Random projections for adversarial attack detection. *arXiv preprint arXiv:2012.06405*, 2020. 1
- [13] Neil Fendley, Max Lennon, I-Jeng Wang, Philippe Burlina, and Nathan Drenkow. Jacks of all trades, masters of none: Addressing distributional shift and obtrusiveness via transparent patch attacks. In *European Conference on Computer Vision*, pages 105–119. Springer, 2020. 1
- [14] Yaroslav Ganin, Evgeniya Ustinova, Hana Ajakan, Pascal Germain, Hugo Larochelle, François Laviolette, Mario Marchand, and Victor Lempitsky. Domain-adversarial training of neural networks. *The Journal of Machine Learning Research*, 17(1):2096–2030, 2016. 3
- [15] Aditya Grover, Jiaming Song, Ashish Kapoor, Kenneth Tran, Alekh Agarwal, Eric J Horvitz, and Stefano Ermon. Bias correction of learned generative models using likelihood-free importance weighting. In *Advances in Neural Information Processing Systems*, pages 11058–11070, 2019. 2
- [16] Moritz Hardt, Eric Price, and Nati Srebro. Equality of opportunity in supervised learning. In *Advances in Neural Information Processing Systems*, pages 3315–3323, 2016. 3
- [17] Bo Hui, Yuchen Yang, Haolin Yuan, Philippe Burlina, Neil Zhenqiang Gong, and Yinzhi Cao. Practical blind membership inference attack via differential comparisons. *arXiv preprint arXiv:2101.01341*, 2021. 1
- [18] Sunhee Hwang, Sungho Park, Dohyung Kim, Mirae Do, and Hyeran Byun. Fairfacegan: Fairness-aware facial image-to-image translation, 2020. 2
- [19] Phillip Isola, Jun-Yan Zhu, Tinghui Zhou, and Alexei A. Efros. Image-to-image translation with conditional adversarial networks. In *Proceedings of the IEEE Conference on Computer Vision and Pattern Recognition*, pages 1125–1134, July 2017. 2
- [20] Tero Karras, Samuli Laine, and Timo Aila. A style-based generator architecture for generative adversarial networks. In *Proceedings of the IEEE Conference on Computer Vision and Pattern Recognition*, pages 4401–4410, 2019. 2
- [21] Diederik P Kingma and Max Welling. Auto-encoding variational bayes. *arXiv preprint arXiv:1312.6114*, 2013. 2
- [22] Newton M Kinyanjui, Timothy Odonga, Celia Cintas, Noel CF Codella, Rameswar Panda, Prasanna Sattigeri, and Kush R Varshney. Fairness of classifiers across skin tones in dermatology. In *International Conference on Medical Image Computing and Computer-Assisted Intervention*, pages 320–329. Springer, 2020. 2
- [23] Francesco Locatello, Gabriele Abbati, Tom Rainforth, S. Bauer, B. Schölkopf, and Olivier Bachem. On the fairness of disentangled representations. In *NeurIPS*, 2019. 3
- [24] Christos Louizos, Kevin Swersky, Yujia Li, Max Welling, and Richard Zemel. The variational fair autoencoder. *arXiv preprint arXiv:1511.00830*, 2015. 2
- [25] David Madras, Elliot Creager, Toniann Pitassi, and Richard Zemel. Learning adversarially fair and transferable representations. In *International Conference on Machine Learning*, pages 3384–3393. PMLR, 2018. 2
- [26] William Paul, Yinzhi Cao, Miaomiao Zhang, and Phil Burlina. Defending medical image diagnostics against privacy attacks using generative methods. *arXiv preprint arXiv:2103.03078*, 2021. 1
- [27] William Paul, Armin Hadzic, Neil Joshi, Fady Alajaji, and Phil Burlina. Tara: Training and representation alteration for ai fairness and domain generalization. *arXiv preprint arXiv:2012.06387*, 2020. 1
- [28] William Paul, I-Jeng Wang, Fady Alajaji, and Philippe Burlina. Unsupervised semantic attribute discovery and control in generative models. *Neural Computation*, 33(3):802–826, 2021. 3, 4
- [29] Mike Pekala, Neil Joshi, TY Alvin Liu, Neil M Bressler, D Cabrera DeBuc, and Philippe Burlina. Deep learning based retinal oct segmentation. *Computers in Biology and Medicine*, 114:103445, 2019. 1
- [30] Flavien Prost, Hai Qian, Qiuwen Chen, Ed H Chi, Jilin Chen, and Alex Beutel. Toward a better trade-off between performance and fairness with kernel-based distribution matching. *arXiv preprint arXiv:1910.11779*, 2019. 2
- [31] Yanyun Qu, Yizi Chen, Jingying Huang, and Yuan Xie. Enhanced pix2pix dehazing network. In *Proceedings of the IEEE/CVF Conference on Computer Vision and Pattern Recognition*, pages 8160–8168, June 2019. 2
- [32] Novi Quadrianto, Viktoriia Sharmanska, and Oliver Thomas. Discovering fair representations in the data domain. In *Proceedings of the IEEE Conference on Computer Vision and Pattern Recognition*, pages 8227–8236, 2019. 2

- [33] Joseph Redmon and Ali Farhadi. Yolov3: An incremental improvement. *arXiv preprint arXiv:1804.02767*, 2018. 1
- [34] Prasanna Sattigeri, Samuel C. Hoffman, Vijil Chenthamarakshan, and Kush R. Varshney. Fairness gan, 2018. 2
- [35] Reza Shokri, Marco Stronati, Congzheng Song, and Vitaly Shmatikov. Membership inference attacks against machine learning models. In *2017 IEEE Symposium on Security and Privacy (SP)*, pages 3–18. IEEE, 2017. 1
- [36] Jiaming Song, Pratyusha Kalluri, Aditya Grover, Shengjia Zhao, and Stefano Ermon. Learning controllable fair representations. In *The 22nd International Conference on Artificial Intelligence and Statistics*, pages 2164–2173, 2019. 3
- [37] Saurabh Vyas, Amit Banerjee, and Philippe Burlina. Estimating physiological skin parameters from hyperspectral signatures. *Journal of biomedical optics*, 18(5):057008, 2013. 1
- [38] Christina Wadsworth, Francesca Vera, and Chris Piech. Achieving fairness through adversarial learning: an application to recidivism prediction. In *Conference on Fairness, Accountability, and Transparency in Machine Learning (FATML)*, 2018. 2, 3
- [39] Tianlu Wang, Jieyu Zhao, Mark Yatskar, Kai-Wei Chang, and Vicente Ordonez. Balanced datasets are not enough: Estimating and mitigating gender bias in deep image representations. In *Proceedings of the IEEE International Conference on Computer Vision*, pages 5310–5319, 2019. 3
- [40] Qizhe Xie, Zihang Dai, Eduard Hovy, Minh-Thang Luong, and Quoc V. Le. Unsupervised data augmentation for consistency training, 2020. 5
- [41] Rich Zemel, Yu Wu, Kevin Swersky, Toni Pitassi, and Cynthia Dwork. Learning fair representations. In *International Conference on Machine Learning*, pages 325–333, 2013. 2
- [42] Brian Hu Zhang, Blake Lemoine, and Margaret Mitchell. Mitigating unwanted biases with adversarial learning. In *Proceedings of the 2018 AAAI/ACM Conference on AI, Ethics, and Society*, pages 335–340, 2018. 3
- [43] Shengjia Zhao, Jiaming Song, and Stefano Ermon. Infovae: Information maximizing variational autoencoders. *arXiv preprint arXiv:1706.02262*, 2017. 2
- [44] Jun-Yan Zhu, Taesung Park, Phillip Isola, and Alexei A Efros. Unpaired image-to-image translation using cycle-consistent adversarial networks. In *Proceedings of the IEEE International Conference on Computer Vision*, pages 2223–2232, 2017. 2