

Boosted Self-Interacting Dark Matter and XENON1T Excess

Debasish Borah,^{1,*} Manoranjan Dutta,^{2,†} Satyabrata Mahapatra,^{2,‡} and Narendra Sahu^{2,§}

¹*Department of Physics, Indian Institute of Technology Guwahati, Assam 781039, India*

²*Department of Physics, Indian Institute of Technology Hyderabad,
Kandi, Sangareddy 502285, Telangana, India*

Abstract

We present a self-interacting boosted dark matter (DM) scenario as a possible explanation of the recently reported excess of electron recoil events by the XENON1T experiment. The Standard Model (SM) has been extended with two vector-like fermion singlets charged under a dark $U(1)_D$ gauge symmetry to describe the dark sector. While the presence of light vector boson mediator leads to sufficient DM self-interactions to address the small scale issues of cold dark matter, the model with sub-GeV scale DM can explain the XENON1T excess via elastic scattering of boosted DM component with electrons at the detector. Strong annihilation of DM into the light mediator leads to a suppressed thermal relic. A hybrid setup of dark freeze-out and non-thermal contribution from the late decay of a scalar can lead to correct relic abundance. We fit our model with XENON1T data and also find the final parameter space consistent with self-interaction of DM, DM-electron scattering rate, as well as astrophysical and cosmological observations. A tiny parameter space consistent with all these constraints and requirements can be further scrutinized in near-future experiments.

*Electronic address: dborah@iitg.ac.in

†Electronic address: ph18resch11007@iith.ac.in

‡Electronic address: ph18resch11001@iith.ac.in

§Electronic address: nsahu@phy.iith.ac.in

I. INTRODUCTION

The current Standard Model(SM) of particle physics is extremely successful in explaining the fundamental properties of elementary particles and their interactions in nature. However, it falls short in explaining some of the mysteries of the Universe. For instance, now there exist sufficient evidence from astrophysics and cosmology towards the presence of Dark Matter (DM) which is a non-luminous, non-baryonic form of matter that constitutes a significant portion of the whole universe [1, 2]. Precise measurement of anisotropies in the cosmic microwave background radiation (CMBR) by the Planck and WMAP like satellite-borne experiments predict the amount of DM in the present Universe to be around one-fourth (26.8%) of the current energy density of the Universe. Conventionally the DM abundance is reported in terms of density parameter Ω_{DM} and h = Hubble Parameter/(100 km s⁻¹Mpc⁻¹) as [2]: $\Omega_{\text{DM}}h^2 = 0.120 \pm 0.001$ at 68% CL. Data collected over a long period of time since the 1930s from observations of different galaxies and clusters also support this number [3–5]. Here it is worth mentioning that the estimate of the present DM abundance by Planck relies upon the standard model of cosmology or Λ CDM model, where Λ denotes the cosmological constant or dark energy and CDM refers to cold dark matter, a pressure-less or collision-less fluid, which is essential for structure formation. As the latter requires a gravitational potential well for ordinary matter to collapse and form structures, CDM provides a seed for the creation of that potential well. Though Λ CDM model has been very successful in describing our Universe at large scale ($\geq \mathcal{O}(\text{Mpc})$), at small scales, it faces challenges from observations like too-big-to-fail, missing satellite and core-cusp problems. For recent reviews of such anomalies and possible solutions, refer to [6, 7]. One possible solution to these puzzles can be self-interacting dark matter (SIDM) as an alternative to the collision-less CDM¹ which was first proposed by Spergel and Steinhardt [9]. The fascinating feature of SIDM is that it can solve the problems at small scales while being consistent with the observed CDM halos at large radii. The required self-interaction rate is often quantified in terms of the ratio of cross-section to DM mass as $\sigma/m \sim 1 \text{ cm}^2/\text{g} \approx 2 \times 10^{-24} \text{ cm}^2/\text{GeV}$ [10–15].

Since we still don't have an answer to what DM actually is, as none of the SM particles

¹ See [8] for earlier studies.

has the properties that a DM particle is expected to have, over the years people have resorted to several beyond standard model (BSM) scenarios. Among all such BSM frameworks, the weakly interacting massive particle (WIMP) paradigm has been the most widely studied one where a DM candidate having interactions and mass in the typical electroweak regime naturally satisfies the correct DM relic abundance through a thermal freeze-out mechanism—an astounding coincidence referred to as the *WIMP Miracle* [16, 17]. However, such sizeable DM-SM interactions have not been observed yet at typical direct detection experiments like LUX, PandaX, XENON1T etc. which rely on DM-nucleon scattering events as a signal. Thus it has motivated the particle physics community to look for several viable alternatives to WIMP. Without giving up entirely on WIMP, one exciting possibility that has recently gained popularity is light DM around GeV or sub-GeV scale. While WIMP with electroweak type interactions has a lower bound on its mass, around a few GeV, known as the Lee-Weinberg bound [18], one can relax these bound in specific models where additional light particles mediate DM-SM interactions. Also the required self-interaction cross-sections ($\sigma/m \sim 1 \text{ cm}^2/\text{g} \approx 2 \times 10^{-24} \text{ cm}^2/\text{GeV}$) can be naturally realized in models with light mediators. In such scenarios, self-interactions can be shown to be stronger for smaller DM velocities such that it can have a large impact on small scale structures while being consistent with usual CDM predictions at larger scales [10–13, 19–22]. From a particle physics point of view, such self-interactions can be naturally realized in Abelian gauge extensions of the SM where the new gauge boson is light. As the dark sector can not be completely hidden and there should be some coupling of the new mediator with SM particles as well to ensure that DM and SM sectors were in thermal equilibrium in the early Universe, the same coupling can also be probed at DM direct detection experiments [23, 24], and indeed one such possibility is the topic of this work.

The sub-GeV scale DM with light mediators have recently received a lot of attention after XENON1T collaboration published their latest results in June 2020 where they have reported observation of an excess in electron recoil events over the background in the recoil energy E_r in a range 1-7 keV, peaked around 2.4 keV[25]. While this excess can possibly be explained by solar axions at 3.5σ significance or neutrino magnetic moment at 3.2σ significance both these interpretations are in strong tension with stellar cooling constraints. While there is also room for possible tritium backgrounds in the detector, which XENON1T collaboration has neither confirmed nor ruled out so far, there have been several interesting

new physics proposals in the literature. For example, see [26–47] and references therein. The DM interpretations out of these examples, typically have a light mediator via which DM interacts with electrons. The recoil can occur either due to light boosted DM or inelastic up or down-scattering [33–35, 37–43, 47–57, 57–60]. For further detection prospects of such boosted DM in different experiments, see [61–65].

Thus, we realized that in a model with a light mediator, DM interpretation of XENON1T excess and self-interaction of DM can be simultaneously explained and this motivates us to propose a common platform to demonstrate that the self-interaction of DM arising via light mediators can also give rise the observed XENON1T excess. Hence this proposed framework provides a unique way of scrutinizing the SIDM parameter space at direct DM search experiments like XENON1T. There have been two such attempts so far trying to address XENON1T excess within the SIDM framework. In our earlier work [47], we considered inelastic SIDM scattering off electrons, while in another recent work [66] considered the decay of an excited state into DM and a very light sub-eV vector mediator leading to a dark photo-electric effect. In the present work, we consider the possibility of boosted SIDM where heavier DM annihilates into the lighter one followed by the scattering of the latter off electrons at the XENON1T detector². To be specific, in this scenario, the dark sector consists of two vector-like fermion singlets charged under an additional $U(1)_D$ gauge symmetry and the corresponding vector boson Z' which mediates DM self-interactions is considered to be light to facilitate the required self-interactions at different scales. The mixing of this Z' gauge boson with the $U(1)_Y$ gauge boson provides the necessary portal for DM direct detection, specifically the electron recoil events at XENON1T detector in this case.

In inelastic DM scenarios considered in [47], the off-diagonal vector coupling between the two DM candidates with the light gauge boson is the key feature that is essential to explain the $DM-e$ scattering via the down scattering of the heavier DM component. However, there is no off-diagonal coupling between the two DM candidates in the scenario considered in this paper. So unlike the earlier scenario, here, only elastic scattering of the DM with the electron is possible. Moreover, if one considers just the usual cold DM elastically scattering with the electron, then the recoil energy of the electron is of the order $\mathcal{O}(\text{eV})$, which can not explain

² Only boosted DM interpretation of XENON1T excess in the context of different models have been discussed in [28–31, 56, 57, 57–60]. See [67, 68] for earlier works on this possibility.

the keV range recoil excess observed at XENON1T. So to explain the XENON1T excess, it is required to consider a mechanism to impart a particular boost to a DM component which can elastically scatter off the electron giving a recoil of the order $\mathcal{O}(\text{keV})$. It is worth mentioning here that unlike inelastic DM scenarios where if the DM is in GeV scale, the local galactic DM density can provide enough DM flux to give rise to the reported electron recoil event rate at XENON1T detector, in boosted DM scenarios, obtaining a sufficient flux of the boosted DM component is a challenge. The need of an appropriate flux of the boosted DM that can explain the XENON1T electron recoil data forces one to consider lighter DM particles in the sub-GeV range. In addition, as we rely on the annihilation of the heavier DM component to the lighter one to generate the necessary boosted DM flux, this annihilation cross-section is also a crucial parameter in determining the flux. Also, to regenerate the reported electron recoil event rate, the boost or the velocity of the DM component is a decisive factor which is essentially determined by the mass difference between the two elastic SIDM components. To have a velocity of the boosted DM component in an approximate range $(0.05 - 0.1)c$ which can give a nice fit to the XENON1T data, the mass-splitting(ΔM) between the two DM components has to be such that $\Delta M/M_{\text{BDM}} \sim 10^{-3}$ and hence for a sub-GeV DM, the mass-splitting should be in the sub-MeV scale. This is also another significant difference from the inelastic DM scenarios where the mass-splitting has to be strictly around 2 keV to explain the XENON1T excess.

We analyze the DM parameter space consistent with velocity-dependent self-interaction rates that can explain the astrophysical data at the scale of clusters, galaxies and dwarf galaxies. Then confronting the SIDM parameter space with the observed XENON1T electron excess and other experimental and phenomenological bounds, we see that pure thermal relic of DM is insufficient to produce the observed relic, and therefore we consider a hybrid setup where both freeze-out and freeze-in mechanisms play crucial roles in generating DM relic. As discussed in the upcoming sections, invoking a singlet scalar that can decay into DM at late times helps generate the correct DM relic in such a hybrid setup.

This paper is organized as follows. In section II, we present our model followed by the analysis for dark matter self-interaction in section III. In section IV, we discuss the production mechanism of DM in the early Universe. The possible origin of XENON1T excess in our model via boosted DM scenario has been discussed in section V. We finally summarise our results and conclude in section VI.

II. THE MODEL

Fields		$SU(3)_c \otimes SU(2)_L \otimes U(1)_Y \otimes U(1)_D$			
Fermion	χ_1	1	1	0	-1
	χ_2	1	1	0	-1
Scalars	Φ_1	1	1	0	0
	Φ_2	1	1	0	0

TABLE I: BSM fields and their transformations under the gauge symmetry.

The matter particle content of the model apart from the SM ones are shown in table **I**. The Lagrangian with the interactions relevant for determining the DM abundance in the considered scenario is given by

$$\mathcal{L}_{\text{DM}} \supset i \bar{\chi}_i \gamma^\mu D_\mu \chi_i - m_i \bar{\chi}_i \chi_i - y_i \bar{\chi}_i \chi_i \Phi_1 - y'_i \bar{\chi}_i \chi_i \Phi_2 + \frac{\epsilon}{2} B^{\alpha\beta} Y_{\alpha\beta} \quad (1)$$

where $D_\mu = \partial_\mu + ig' Z'_\mu$ and $B^{\alpha\beta}, Y_{\alpha\beta}$ are the field strength tensors of $U(1)_D, U(1)_Y$ respectively and ϵ is the kinetic mixing between them. The subscript $i = 1, 2$ corresponds to two different singlet fermions. We consider the mass and couplings of two singlet fermions in their diagonal mass basis. The singlet scalars Φ_1, Φ_2 are assumed not to acquire any vacuum expectation values (VEV). If an additional singlet scalar VEV (u) gives rise to $U(1)_D$ gauge boson mass $M_{Z'} = g'u$ and also breaks the $U(1)_D$ spontaneously down to a remnant Z_2 symmetry under which $\chi_{1,2}$ are odd while all other fields are even, then the stability of $\chi_{1,2}$ is ensured, thus making them the viable DM candidates. Although the heavier DM can decay into the lighter one via singlet scalar coupling, we consider such off-diagonal Yukawa couplings to be negligible.

For desired DM phenomenology, we assume $y'_{1,2} \sim (1)$ and χ_1 to be slightly heavier than χ_2 with a mass splitting $\Delta m = \mathcal{O}(100 \text{ keV})$ so that the former can annihilate into the latter with a large cross-section: $\sigma(\chi_1 \chi_1 \rightarrow \chi_2 \chi_2) \approx 10^{-24} \text{ cm}^2$, providing a necessary flux of boosted χ_2 to explain XENON1T excess. Note that such a large value of $\sigma(\chi_1 \chi_1 \rightarrow \chi_2 \chi_2)$ can be achieved through resonant annihilation of χ_1 to χ_2 via Φ_2 exchange. We further assume that $y_{1,2} \ll 1$, so that χ_1 and χ_2 abundances can be generated at a later epoch, after they freeze-out from thermal bath, via the decay of Φ_1 .

III. SELF-INTERACTION OF DARK MATTER

The dark sector particles have elastic self-scattering through Z' -mediated t-channel processes, thanks to the presence of terms like $g' Z'_\mu \bar{\chi}_i \gamma^\mu \chi_i$ in the model Lagrangian given by Eq. (1). As we will see later, both χ_1 and χ_2 contribute to the present relic abundance of DM. Since their masses are very close to each other to give rise to the required boost factor and both have same gauge interactions, they contribute almost equally to the present DM abundance. Therefore, it suffices to discuss their self-interactions considering it to be a single component DM only. In order to explain small-scale astrophysical observations, the typical DM elastic scattering cross-section should be $\sigma \sim 1 \text{ cm}^2 (\frac{m_{\text{DM}}}{g}) \approx 2 \times 10^{-24} \text{ cm}^2 (\frac{m_{\text{DM}}}{\text{GeV}})$, which is many orders of magnitude larger than the typical weak-scale cross-section ($\sigma \sim 10^{-36} \text{ cm}^2$), suggesting the existence of a dark mediator much lighter than weak scale for DM mass around the electroweak ballpark. So we consider the $U(1)_D$ gauge boson of our model to be much lighter (order of magnitude lighter) than DM so that the non-relativistic DM scattering can be described by a Yukawa potential,

$$V(r) = \pm \frac{\alpha'}{r} e^{-M_{Z'} r} \quad (2)$$

where the $+$ ($-$) sign denotes repulsive (attractive) potential and $\alpha' = g'^2/4\pi$ is the dark fine structure constant. While $\chi_i \bar{\chi}_i$ interaction is attractive, $\chi_i \chi_i$ and $\bar{\chi}_i \bar{\chi}_i$ are repulsive. We consider nearly degenerate masses for χ_1 and χ_2 , hence $m_{\chi_1} \approx m_{\chi_2} = m_{\text{DM}}$. To capture the relevant physics of forward scattering divergence for the self-interaction we define the transfer cross-section σ_T as [6, 11, 22]:

$$\sigma_T = \int d\Omega (1 - \cos \theta) \frac{d\sigma}{d\Omega} \quad (3)$$

In the Born Limit ($\alpha' m_{\text{DM}}/M_{Z'} \ll 1$), for both attractive as well as repulsive potentials, the transfer cross-section is:

$$\sigma_T^{\text{Born}} = \frac{8\pi\alpha'^2}{m_{\text{DM}}^2 v^4} \left(\ln(1 + m_{\text{DM}}^2 v^2 / M_{Z'}^2) - \frac{m_{\text{DM}}^2 v^2}{M_{Z'}^2 + m_{\text{DM}}^2 v^2} \right). \quad (4)$$

Outside the Born regime ($\alpha' m_{\text{DM}}/M_{Z'} \gtrsim 1$), we have two distinct regions. In the classical limit ($m_{\text{DM}} v / M_{Z'} \gtrsim 1$), the solutions for an attractive potential is given by [22, 69, 70]:

$$\sigma_T^{\text{classical}}(\text{attractive}) = \begin{cases} \frac{4\pi}{M_{Z'}^2} \beta^2 \ln(1 + \beta^{-1}) & \beta \lesssim 10^{-1} \\ \frac{8\pi}{M_{Z'}^2} \beta^2 / (1 + 1.5\beta^{1.65}) & 10^{-1} \lesssim \beta \lesssim 10^3 \\ \frac{\pi}{M_{Z'}^2} (\ln \beta + 1 - \frac{1}{2} \ln^{-1} \beta) & \beta \gtrsim 10^3, \end{cases} \quad (5)$$

and for the repulsive case;

$$\sigma_T^{\text{classical}}(\text{repulsive}) = \begin{cases} \frac{2\pi}{M_{Z'}^2} \beta^2 \ln(1 + \beta^{-2}) & \beta \lesssim 1 \\ \frac{\pi}{M_{Z'}^2} (\ln 2\beta^2 - \ln \ln 2\beta)^2 & \beta \gtrsim 1 \end{cases} \quad (6)$$

where $\beta = 2\alpha' M_{Z'}/(m_{DM}v^2)$.

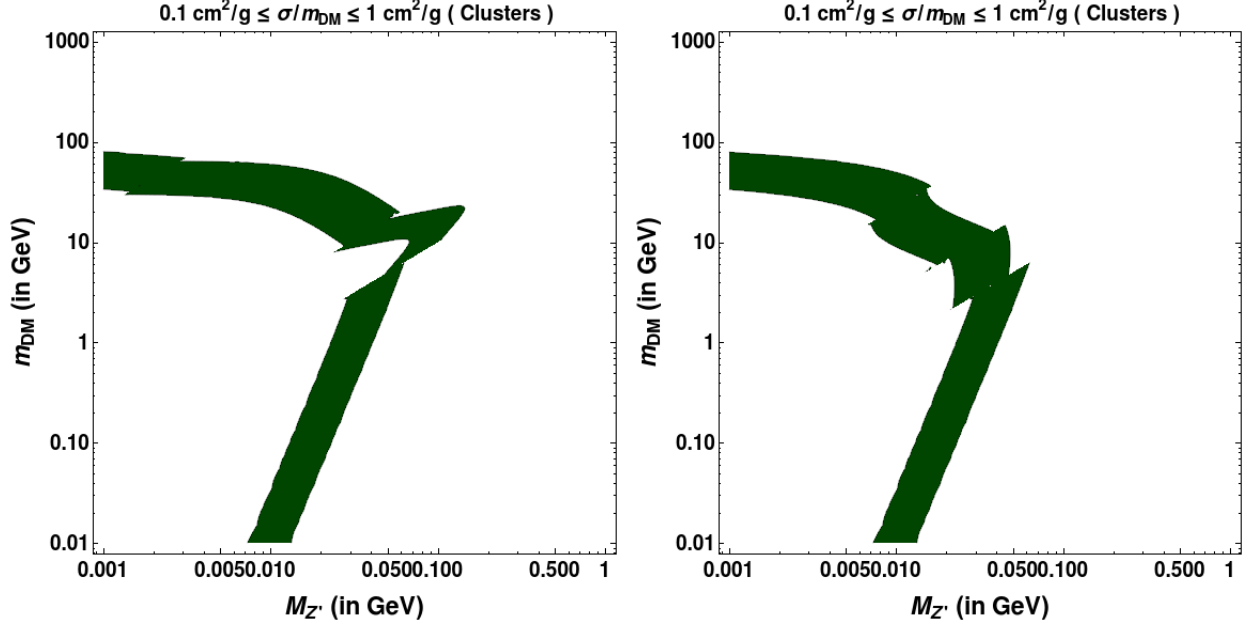


FIG. 1: Parameter space giving rise to attractive (left panel) and repulsive (right panel) self-interaction cross-section in the range $0.1 - 1 \text{ cm}^2/\text{g}$ for clusters ($v \sim 1000 \text{ km/s}$).

Outside the classical regime ($\alpha' m_{DM}/M_{Z'} \gtrsim 1, m_{DM}v/M_{Z'} \lesssim 1$), we get the resonant regime where the cross-section is largely dominated by s-wave scattering. Here quantum mechanical resonances appear in σ_T corresponding to (quasi-)bound states in the potential. In this regime, an analytical formula for σ_T does not exist, and one has to solve the Schrodinger equation by partial wave analysis. Here we use the non-perturbative results for s-wave ($l=0$) scattering within the resonant regime obtained by approximating the Yukawa potential to be a Hulthen potential ($V(r) = \pm \frac{\alpha' \delta e^{-\delta r}}{1 - e^{-\delta r}}$) which is given by [22]:

$$\sigma_T^{\text{Hulthen}} = \frac{16\pi \sin^2 \delta_0}{m_{DM}^2 v^2} \quad (7)$$

where $l=0$ phase shift is given in terms of the Γ functions as :

$$\delta_0 = \arg \left(\frac{i\Gamma\left(\frac{im_{DM}v}{kM_{Z'}}\right)}{\Gamma(\lambda_+)\Gamma(\lambda_-)} \right), \quad \lambda_{\pm} = \begin{cases} 1 + \frac{im_{DM}v}{2kM_{Z'}} \pm \sqrt{\frac{\alpha' m_{DM}}{kM_{Z'}} - \frac{m_{DM}^2 v^2}{4k^2 M_{Z'}^2}} & \text{Attractive} \\ 1 + \frac{im_{DM}v}{2kM_{Z'}} \pm i\sqrt{\frac{\alpha' m_{DM}}{kM_{Z'}} + \frac{m_{DM}^2 v^2}{4k^2 M_{Z'}^2}} & \text{Repulsive} \end{cases} \quad (8)$$

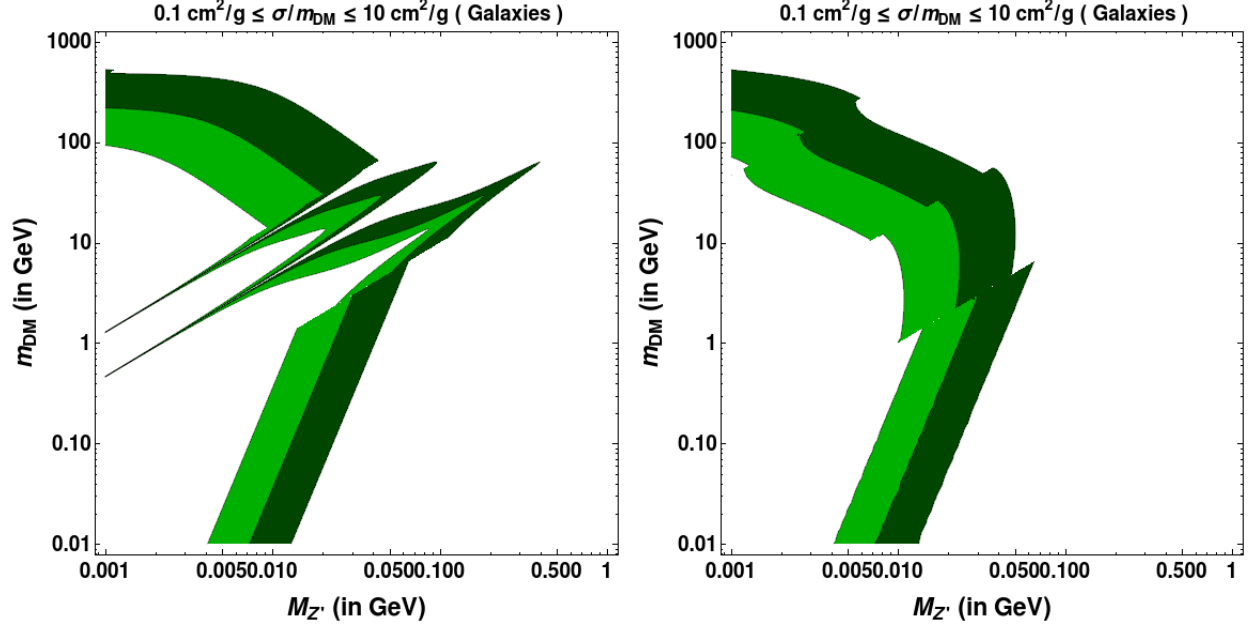


FIG. 2: Parameter space giving rise to attractive (left panel) and repulsive (right panel) self-interaction cross-section in the range $0.1 - 10 \text{ cm}^2/\text{g}$ for galaxies ($v \sim 200 \text{ km/s}$). Green colour represents regions of parameter space where $1 \text{ cm}^2/\text{g} < \sigma/m_{\text{DM}} < 10 \text{ cm}^2/\text{g}$; Dark green colour represents regions of parameter space where $0.1 \text{ cm}^2/\text{g} < \sigma/m_{\text{DM}} < 1 \text{ cm}^2/\text{g}$.

and $k \approx 1.6$ is a dimensionless number. The differential cross-section is $d\sigma/d\Omega = \sigma_T/(4\pi)$.

Using these self-interaction cross-sections and using the required σ/m_{DM} from astrophysical observations at different scales, we constrain the parameter space of the model in terms of DM ($\chi_{1,2}$) and mediator Z' masses. In Fig. 1,2,3, we show the allowed parameter space in DM mass versus Z' mass plane which gives rise to the required DM self-interaction cross-section (σ/m_{DM}) in the range $\sigma \in 0.1 - 1 \text{ cm}^2/\text{g}$ for clusters ($v \sim 1000 \text{ km/s}$), $\sigma \in 0.1 - 10 \text{ cm}^2/\text{g}$ for galaxies ($v \sim 200 \text{ km/s}$) and $\sigma \in 0.1 - 100 \text{ cm}^2/\text{g}$ dwarf galaxies ($v \sim 10 \text{ km/s}$) respectively. Because of the light vector mediator, here we can have both attractive and repulsive interactions, unlike in the case with a scalar mediator where the interactions are purely attractive. The sharp spikes in the left panels of Fig. 2,3 are the patterns of quantum mechanical resonances and antiresonances for the attractive potential case, which is absent for the repulsive case, shown on the right panels. It is clear that the resonant regime corresponds to a large region of parameter space. These features are more prominent for the galactic and dwarf galactic scales where DM has smaller velocities. This is due to the fact that for a fixed α' , the condition $m_{\text{DM}}v/M_{Z'} < 1$ governs the onset of quantum me-

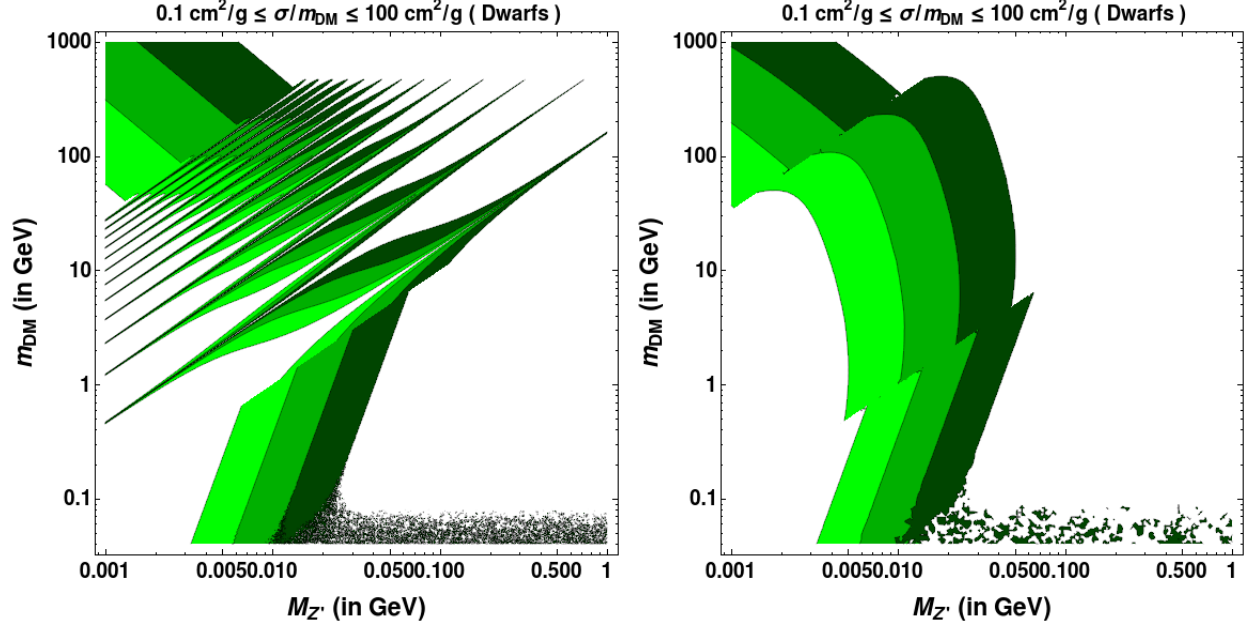


FIG. 3: Parameter space giving rise to attractive (left panel) and repulsive (right panel) self-interaction cross-section $0.1 - 100 \text{ cm}^2/\text{g}$ for dwarfs ($v \sim 10 \text{ km/s}$). Lime green colour represents regions of parameter space where $10 \text{ cm}^2/\text{g} < \sigma/m_{\text{DM}} < 100 \text{ cm}^2/\text{g}$; Green colour represents regions of parameter space where $1 \text{ cm}^2/\text{g} < \sigma/m_{\text{DM}} < 10 \text{ cm}^2/\text{g}$; Dark green colour represents regions of parameter space where $0.1 \text{ cm}^2/\text{g} < \sigma/m_{\text{DM}} < 1 \text{ cm}^2/\text{g}$.

chanical and non-perturbative effects. Clearly, a wide range of DM mass is allowed from the self-interaction requirements, but mediator mass is constrained within one or two orders of magnitudes (except in the resonance regimes) from both cosmological and astrophysical requirements. We will finally compare these regions of sub-GeV scale DM mass parameter space in the context of XENON1T excess and other phenomenological constraints.

The self-interaction cross-section per unit DM mass as a function of average collision velocity is shown in figure 4 as measured from astrophysical data. The data includes measurements from dwarfs (orange), LSBs (blue) and clusters (green) [20, 71]. The red dashed curve corresponds to the velocity-dependent cross-section calculated from our model for a particular set of benchmark values (i.e $m_{\text{DM}} = 4.5 \text{ GeV}$, $M_{Z'} = 10 \text{ MeV}$ and $\alpha' = 0.002$) allowed from all relevant phenomenological constraints. It is evident from Fig. 4 that the scenario discussed in this work explains the astrophysical observation of velocity-dependent DM self-interaction remarkably well.

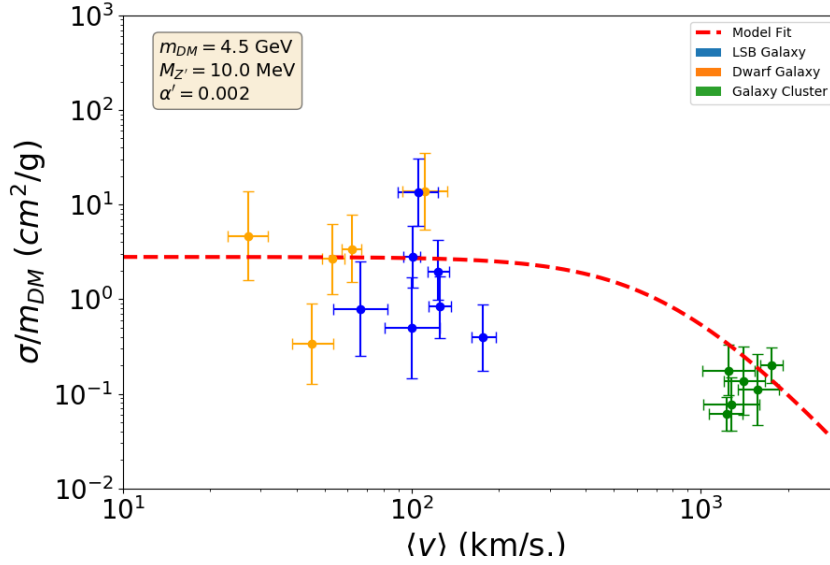


FIG. 4: The self-interaction cross section per unit mass of DM as a function of average collision velocity.

IV. RELIC DENSITY OF DARK MATTER

There exists several frameworks for production of SIDM in the literature [72–78]. We adopt a minimalistic approach here by first considering the usual $2 \leftrightarrow 2$ vector portal interactions between DM and SM sectors. As DM can interact with itself via both Z' and singlet scalar interactions, the vector portal always remains dominant due to light Z' and sizeable g' . On the other hand, DM can interact with the SM bath only via kinetic mixing of neutral vector bosons or singlet scalar mixing with the SM Higgs boson. However, we ignore the DM-SM interaction via scalar portal in this work and try to constrain the gauge portal maximally from all relevant phenomenology. Thus, the dominant number changing processes for DM are the ones shown in Fig. 5. Though DM-SM interaction via kinetic mixing is responsible for the production of DM from the thermal bath, the dark sector interactions also play an important role in deciding the final thermal abundance of DM. As we consider a light mediator to achieve the required self-interaction of DM (*i.e.* $m_{DM} > M_{Z'}$), DM can have a large annihilation cross-section to Z' affecting its relic abundance. This thermal averaged cross-section for the t-channel process $\chi_i \chi_i \rightarrow Z' Z'$ shown in the left panel of Fig. 5

is

$$\langle\sigma v\rangle\sim\frac{\pi\alpha'^2}{m_{\text{DM}}^2}\quad(9)$$

where m_{DM} denotes the masses of $\chi_{1,2}$ which are very close to each other. For typical gauge coupling and DM mass of our interest namely, $\alpha' \sim 0.001, m_{\text{DM}} \sim 0.1$ GeV, this leads to a cross-section which is at least two orders of magnitudes larger compared to the typical annihilation cross-section of thermal DM. Thus it reduces the relic abundance by the same order of magnitudes, as seen from Fig. 6 showing the comoving number density of DM, assuming it to be a purely thermal relic. While we have assumed the DM to be in equilibrium initially, it need not be so if the kinetic mixing parameter is very small. In fact, we need to consider very small kinetic mixing ($\sim 10^{-7}$) to realize the XENON1T excess. To check whether DM-SM interactions can reach equilibrium in the early Universe, we compare the rates of different annihilation processes. For numerical analysis, the model has been implemented in LanHEP [79] and CalcHEP [80].

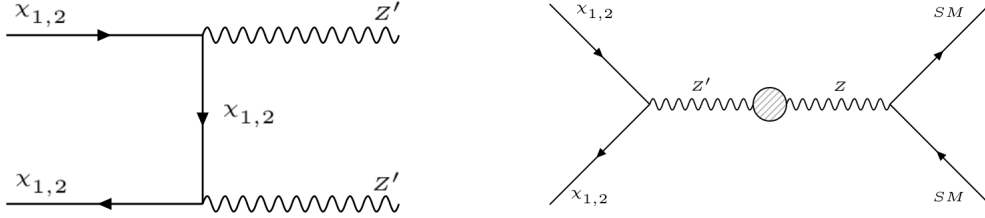


FIG. 5: Feynman diagrams for dominant number changing processes of DM.

Fig 7, shows that the dark sector interactions, being most dominant, remain in equilibrium for most of the epochs while DM-SM number changing interactions remain out of equilibrium throughout. Only the number conserving scattering process $\text{DM } e \rightarrow \text{DM } e$, responsible for keeping both the dark and visible sectors in kinetic equilibrium, decouples around $x \sim 0.005$. Once this process decouples, the temperature of the dark sector (denoted by T') then evolves independently of the thermal bath (temperature T) until $x \sim 100$ when all the dark sector particles, including light vector boson, become non-relativistic and no longer contribute to the entropy degrees of freedom. Between these two epochs of DM-SM and dark sector decoupling, a relation between the visible and dark sector temperatures can be derived by separately conserving the total entropy of the two sectors. If the kinetic decoupling temperature is considered to be T_D , then the ratio of the temperatures of the two sectors is

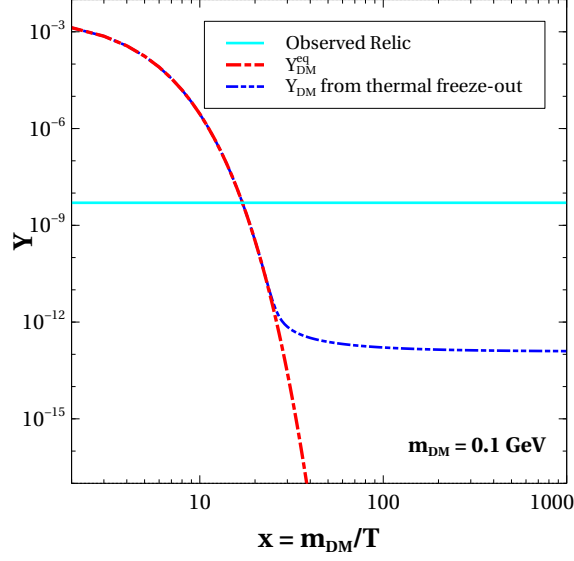


FIG. 6: Relic abundance of DM assuming it to be produced thermally in the early universe followed by thermal freeze-out. The thermal relic is under-abundant by two orders of magnitudes.

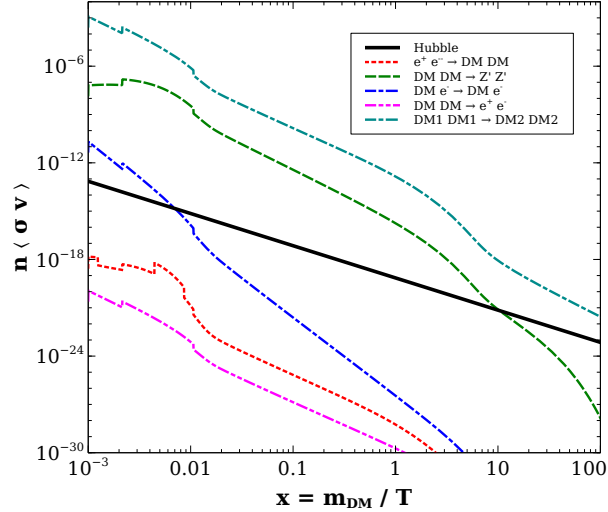


FIG. 7: Comparison of different scattering processes involving DM with Hubble rate of expansion.

given by:

$$\frac{T'}{T} = \left(\frac{g_{*s}^{\text{SM}}(T)}{g_{*s}^{\text{SM}}(T_D)} \right)^{1/3}. \quad (10)$$

where $g_{*s}^{\text{SM}}(T)$ is the relativistic entropy degrees of freedom in the SM which determines the relativistic entropy density $s(T) = \frac{2\pi^2}{45} g_{*s}(T) T^3$. As the above relation between two temperatures (10) is valid for $T < T_D$, it implies $g_{*s}^{\text{SM}}(T) < g_{*s}^{\text{SM}}(T_D)$ and thus $T' < T$. This is also understood from the fact that SM bath temperature receives additional entropy

contributions from the species which keep getting decoupled gradually. Within the decoupled dark sector itself, the DM particles can transfer their entropy into lighter Z' bosons once T' falls below DM mass. This corresponds to an enhancement of dark sector temperature for $T' < m_{\text{DM}}$ by $(13/6)^{1/3}$, a factor close to unity. We have ignored this additional but tiny enhancement in the numerical calculations to be discussed below. For dark sector temperature, we can similarly define a dimensionless integration variable x' , related to the usual variable x as

$$x' = \frac{m_{\text{DM}}}{T'} = \left(\frac{T}{T'}\right)x. \quad (11)$$

Since we have two singlet fermions $\chi_{1,2}$ with tiny mass difference, identical gauge couplings and a strong $\chi_1\chi_1 \rightarrow \chi_2\chi_2$ conversion rate via Φ_2 exchange (required for boosted DM phenomenology to be discussed in an upcoming section), we need to solve relevant Boltzmann equations for both of them. Additionally, as thermal relic of both $\chi_{1,2}$ will be sub-dominant due to large annihilation rates into Z' pairs, we consider an additional singlet scalar Φ_1 whose late decay can fill this deficit. Therefore, for a complete numerical analysis of DM relic abundance, we need to solve three coupled Boltzmann equations for $\chi_{1,2}$ and Φ_1 . Unlike $\chi_{1,2}$ whose interactions with the SM bath are suppressed due to small kinetic mixing, the scalar singlet can be in thermal equilibrium with the SM due to large quartic couplings leading to thermal freeze-out followed by late decay into DM³. Defining the comoving number densities of these particles as $Y_{\chi_{1,2}} = n_{\chi_{1,2}}/s'(T'(T))$, $Y_{\Phi_1} = n_{\Phi_1}/s(T)$, the relevant coupled Boltzmann equations can be written as follows.

³ Similar hybrid setup can also be found in earlier works, for example, [81–85].

$$\begin{aligned}
\frac{dY_{\Phi_1}}{dx} &= -\frac{s(m_{\text{DM}})}{x^2 H(m_{\text{DM}}) \left(\frac{T'}{T}\right)} \langle \sigma(\Phi_1 \Phi_1 \rightarrow \text{SM SM}) v \rangle (Y_{\Phi_1}^2 - (Y_{\Phi_1}^{\text{eq}})^2) \\
&\quad - \frac{x \left(\frac{T'}{T}\right)^2}{H(m_{\text{DM}})} (\langle \Gamma_{\Phi_1 \rightarrow \chi_1 \chi_1} \rangle + \langle \Gamma_{\Phi_1 \rightarrow \chi_2 \chi_2} \rangle) Y_{\Phi_1}; \\
\frac{dY_{\chi_1}}{dx} &= \left(\frac{T'}{T}\right)^2 \left[\frac{s(m_{\text{DM}})}{x^2 H(m_{\text{DM}})} \left(\langle \sigma(e^+ e^- \rightarrow \chi_1 \chi_1) v \rangle (Y_{\chi_1}^{\text{eq}})^2 - \langle \sigma(\chi_1 \chi_1 \rightarrow Z' Z') v \rangle Y_{\chi_1}^2 \right. \right. \\
&\quad \left. \left. - \langle \sigma(\chi_1 \chi_1 \rightarrow \chi_2 \chi_2) v \rangle \left(Y_{\chi_1}^2 - \frac{(Y_{\chi_1}^{\text{eq}})^2}{(Y_{\chi_2}^{\text{eq}})^2} Y_{\chi_2}^2 \right) \right) + \frac{x \left(\frac{g_{*s}(T_D)}{g'_{*s}(T_D)}\right)}{H(m_{\text{DM}})} \langle \Gamma_{\Phi_1 \rightarrow \chi_1 \chi_1} \rangle Y_{\Phi_1} \right]; \\
\frac{dY_{\chi_2}}{dx} &= \left(\frac{T'}{T}\right)^2 \left[\frac{s(m_{\text{DM}})}{x^2 H(m_{\text{DM}})} \left(\langle \sigma(e^+ e^- \rightarrow \chi_2 \chi_2) v \rangle (Y_{\chi_1}^{\text{eq}})^2 - \langle \sigma(\chi_2 \chi_2 \rightarrow Z' Z') v \rangle Y_{\chi_2}^2 \right. \right. \\
&\quad \left. \left. + \langle \sigma(\chi_1 \chi_1 \rightarrow \chi_2 \chi_2) v \rangle \left(Y_{\chi_1}^2 - \frac{(Y_{\chi_1}^{\text{eq}})^2}{(Y_{\chi_2}^{\text{eq}})^2} Y_{\chi_2}^2 \right) \right) + \frac{x \left(\frac{g_{*s}(T_D)}{g'_{*s}(T_D)}\right)}{H(m_{\text{DM}})} \langle \Gamma_{\Phi_1 \rightarrow \chi_2 \chi_2} \rangle Y_{\Phi_1} \right]
\end{aligned} \tag{12}$$

where, $x = \frac{m_{\text{DM}}}{T}$, $s(m_{\text{DM}}) = \frac{2\pi^2}{45} g_{*S} m_{\text{DM}}^3$, $H(m_{\text{DM}}) = 1.67 g_*^{1/2} \frac{m_{\text{DM}}^2}{M_{\text{Pl}}}$ and $\langle \sigma(\Phi_1 \Phi_1 \rightarrow \text{SM SM}) v \rangle$ represents the thermally averaged cross-section [86] of annihilation of Φ_1 to all SM particles. The relevant cross-sections and decay widths are given in appendix A. Also, as mentioned earlier, $m_{\text{DM}} = m_{\chi_1} \approx m_{\chi_2}$. Note that the total Φ_1 decay width (Γ_{Φ_1}) is assumed to be very small, leading to conversion of Φ_1 into DM at a late epoch, nevertheless well before the big bang nucleosynthesis (BBN). In fact, the chosen decay ($\Gamma_{\Phi_1} = 8.8 \times 10^{-23}$ GeV) corresponds to a lifetime of approximately 6.4×10^{-3} s.

Since SM and DM sectors evolve with different temperatures after a certain epoch, we accordingly divide the range of our numerical integration into two parts namely, (i) $x < 0.005$ where both the dark and the visible sectors share the same temperature $T = T'$, (ii) $0.005 < x < 100$ where the dark sector is decoupled from the visible sector ($T \neq T'$) and dark sector temperature (T') evolves according to (10). The evolution of these comoving number densities are shown in Fig. 8. To understand the importance of different processes in the Boltzmann equations, we show DM generation incorporating different annihilation or decay processes separately. For example, the red dashed line shows the freeze-in of DM⁴ from the SM bath (electrons, for example) without incorporating subsequent DM annihilations.

⁴ See [87, 88] for freeze-in DM details.

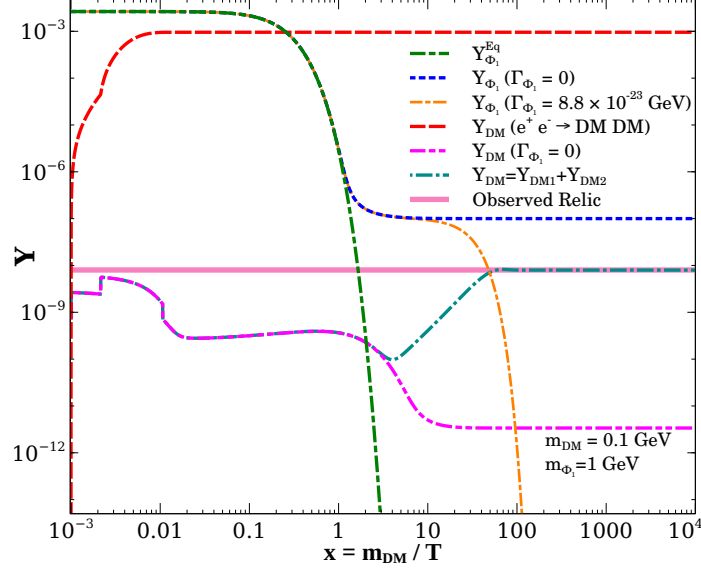


FIG. 8: Comoving number densities of dark sector particles considering different sub-processes indicated in the legends.

Although DM abundance from only freeze-in is huge compared to the observed relic, once DM annihilations are incorporated, it leads to a much smaller DM relic, shown by the pink dashed line. This DM density further gets depleted due to large dark sector annihilation followed by an epoch where DM maintains equilibrium within the dark sector. This is followed by a dark sector freeze-out around $x \sim 10$, leaving a saturated but suppressed DM relic shown by the pink dashed line. On the other hand, the singlet scalar Φ_1 can be produced in equilibrium due to large Higgs portal interactions. While the green dashed line shows its equilibrium distribution, the blue dashed line indicates the evolution after it freezes out from the bath, leaving a sizeable relic. At late epochs (after DM freezes out from the dark sector $x \sim 10$), the scalar singlet decays into DM, filling the deficit as shown by the cyan dashed line. The singlet scalar abundance including its late decay is shown by the orange line. Since both the singlet fermions $\chi_{1,2}$ have the same gauge coupling and tiny mass splitting, they get generated in almost equal amount from the bath and consequently from dark freeze-out. For simplicity we consider that Φ_1 decays only to χ_1 under the assumption of $y_2 \ll y_1$. However the strong inter-conversion $\chi_1 \chi_1 \rightarrow \chi_2 \chi_2$ with $\sigma(\chi_1 \chi_1 \rightarrow \chi_2 \chi_2) \sim 10^{-24} \text{cm}^2$, identical gauge interactions and tiny mass splitting lead to almost equal final relic of $\chi_{1,2}$. It is worth mentioning that even if Φ_1 decays to both $\chi_{1,2}$ equally, it does not affect the final relic significantly due to tiny mass splitting between

them and in that case also $\chi_{1,2}$ will be equally abundant. This is in sharp contrast with other boosted DM scenarios, for example [60], where different final abundances of two DM fermions were found due to their different gauge interactions. Note that the decay of Φ_2 does not significantly affect the relic since the Yukawa coupling y' (see model Lagrangian 1) is large ($y' \sim \mathcal{O}(1)$) and hence Φ_2 decays to $\chi_{1,2}$ much before $\chi_{1,2}$ undergoes dark freeze-out. Any such initial abundance of DM will eventually get diluted due to strong annihilation into dark gauge boson (Z') and the correct relic can only be obtained with late decay of Φ_1 .

V. BOOSTED DARK MATTER AND XENON1T EXCESS

The DM interpretation of the XENON1T excess with conventional dark matter is not possible, essentially because of its non-relativistic nature. For DM sufficiently heavier than the electron, the electron recoil (kinetic) energy lies in a range of $\mathcal{O}(\text{eV})$ (*i.e.* $E_r \sim m_e \times (10^{-3}c)^2 \simeq \mathcal{O}(\text{eV})$ where m_e is mass of electron and $v \sim 10^{-3}c$ being the typical velocity of cold dark matter). On the other hand, XENON1T collaboration has reported an excess of electron recoil events over the background in the recoil energy E_r in a range 1-7 keV, peaked around 2.4 keV [25]. This essentially implies that the energy deposition by conventional non-relativistic DM can not explain the excessive events of $\mathcal{O}(\text{keV})$ as reported by the XENON1T collaboration. However, in scenarios involving a mechanism to exert sufficient boost onto a DM component, it is possible to explain the XENON1T excess through the elastic scattering of the boosted DM component off electron at the XENON1T detector. For a fixed incoming velocity v of DM fermion, the differential scattering cross-section for the elastic scattering process $\chi_2 e \rightarrow \chi_2 e$ can be written as

$$\frac{d\langle\sigma v\rangle}{dE_r} = \frac{\sigma_e}{2m_e v} \int_{q-}^{q+} a_0^2 q \, dq \, |F(q)|^2 K(E_r, q), \quad (13)$$

where m_e is the electron mass, σ_e is the corresponding free electron cross section at fixed momentum transfer $q = 1/a_0$ with $a_0 = \frac{1}{\alpha m_e}$ being the Bohr radius, $\alpha = \frac{e^2}{4\pi} = \frac{1}{137}$ being the fine structure constant, E_r is the recoil energy of electron and $K(E_r, q)$ is the atomic excitation factor. For our calculations, we adopt the the atomic excitation factor from [89] and we assume the DM fermion form factor to be unity. The variation of atomic excitation factor with the transferred momentum q is shown in Fig. 9. Here, the dominant contribution comes from the bound states with principal quantum number $n = 3$ as their binding energy

is around a few keVs.

From the kinematics of the elastic scattering, the limits of integration for Eq. (13) are given by

$$q_{\pm} = m_{\chi_2} v \pm \sqrt{m_{\chi_2}^2 v^2 - 2m_{\chi_2} E_r}. \quad (14)$$

The differential event rate for the scattering of χ_2 with electrons in Xenon atom at XENON1T detector, *i.e* $\chi_2 e \rightarrow \chi_2 e$, can then be written as

$$\frac{dR}{dE_r} = n_T \Phi_{\chi_2} \frac{d\langle\sigma v\rangle}{dE_r} \quad (15)$$

where $n_T = 4 \times 10^{27} \text{ Ton}^{-1}$ is the number density of Xenon atoms and Φ_{χ_2} is the flux of the boosted χ_2 particle. The final detected recoil energy spectrum can be obtained by convolving

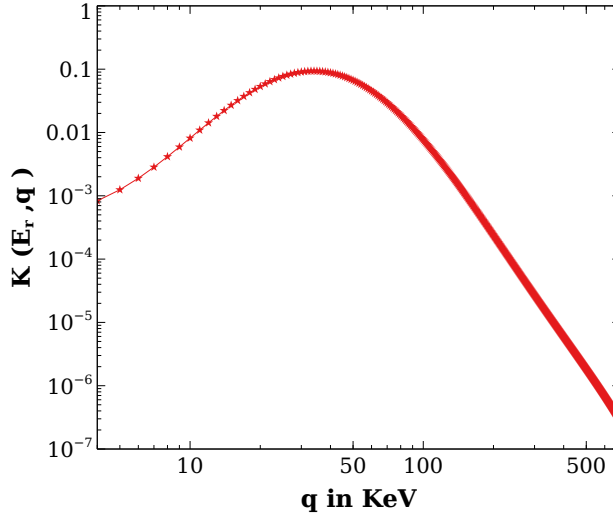


FIG. 9: Atomic excitation factor is shown as a function of momentum transferred.

Eq. (15) with the energy resolution of the XENON1T detector. The energy resolution of the detector is given by a Gaussian distribution with an energy dependent width,

$$\zeta(E, E_r) = \frac{1}{\sqrt{2\pi\sigma_{\text{det}}^2}} \text{Exp}\left[-\frac{(E - E_r)^2}{2\sigma_{\text{det}}^2}\right] \times \gamma(E) \quad (16)$$

where $\gamma(E)$ is detector efficiency reported in Fig. 2 of [25] and the width σ_{det} is given by

$$\sigma_{\text{det}}(E) = a\sqrt{E} + bE \quad (17)$$

with $a = 0.3171$ and $b = 0.0037$.

In this boosted DM approach to explain the XENON1T excess, DM χ_1 which contributes to half of the total DM density in the present universe annihilates into dark matter χ_2 giving a significant boost to explain the reported excess. In the present universe χ_1 can be assumed to annihilate to χ_2 only in DM dense regions like the Galactic center (GC) or the Sun⁵. If we consider the GC to be the source of boosted χ_2 (via the annihilation of the χ_1 with annihilation cross-section of order $\mathcal{O}(10^{-24} \text{ cm}^2)$, then the obtained flux is

$$\Phi_{\chi_2}^{\text{GC}} = 7.5 \times 10^9 \text{ cm}^{-2} \text{s}^{-1} \left(\frac{\langle \sigma_{\chi_1 \chi_1 \rightarrow \chi_2 \chi_2} v \rangle}{10^{-24} \text{ cm}^2} \right) \left(\frac{0.1 \text{ GeV}}{m_{\chi_1}} \right)^2 \quad (18)$$

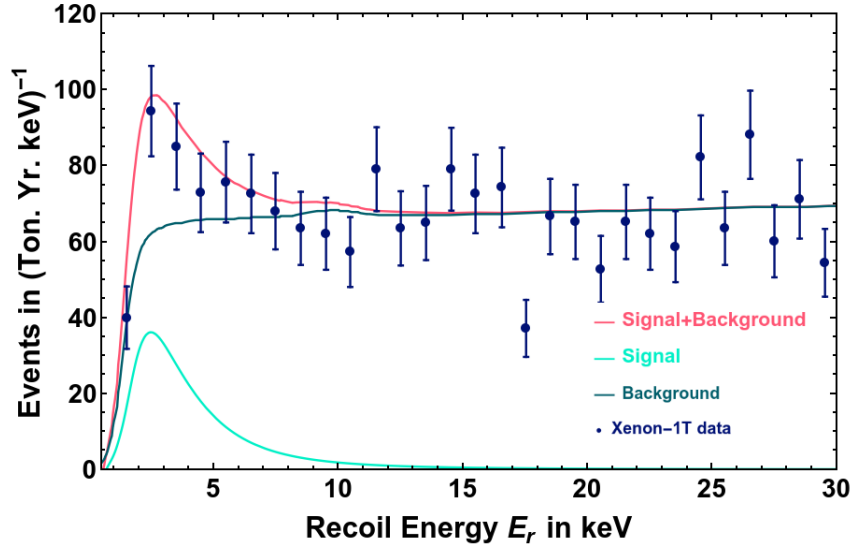


FIG. 10: Fit to XENON1T electron recoil excess with the Boosted dark matter

The free electron scattering cross-section for the process $\chi_2 e \rightarrow \chi_2 e$ is given by

$$\sigma_e = \frac{g'^2 \epsilon^2 g^2 m_e^2}{\pi M_{Z'}^4} \quad (19)$$

where ϵ is the kinetic mixing parameter between Z and Z' gauge bosons, g is the weak gauge coupling and g' is the $U(1)_D$ gauge coupling. As already mentioned, for DM sufficiently heavier than electron, the recoil cross-section σ_e is independent of DM mass as the reduced mass is almost equal to electron mass.

⁵ In the case of boosted flux from the Sun, strong evaporation bound [90, 91] forces us to choose DM mass in the GeV regime where DM-nucleon scattering rate faces tight constraints from direct search experiments like CRESST-III [92]. Thus, the required χ_2 flux from solar captured χ_1 can not be obtained.

Thus the final detected recoil energy spectrum is given by

$$\frac{dR_{\text{det}}}{dE_r} = \frac{n_T \Phi_{\chi_2} \sigma_e a_0^2}{2m_e v} \int dE \quad \zeta(E, E_r) \left[\int_{q^-}^{q^+} dq \quad q \quad K(E_r, q) \right] \quad (20)$$

With the flux mentioned in Eq.(18), the electron scattering cross-section σ_e that can explain the electron recoil excess at XENON1T is calculated to be $1.5 \times 10^{-15} \text{ GeV}^{-2}$. To obtain the fit to XENON1T data shown in Fig. 10 we have used benchmark values $m_{\chi_2} = 0.099795 \text{ GeV}$, $v = 0.064$ which gives the best fit to the data. Such velocity can be obtained by fixing $\Delta m/m_{\chi_2} = 2 \times 10^{-3}$ where $\Delta m = m_{\chi_1} - m_{\chi_2}$ giving rise to the necessary boost factor. In Fig. 11, we present the χ^2 -fit for velocity v that gives the best fit and the allowed ranges of velocity for different confidence interval *i.e.* $v \in [0.055, 0.076]$ (68% C.L.) and $v \in [0.05, 0.09]$ (95% C.L.). Thus it is worth mentioning here that the appropriate boost can be achieved by tuning the mass-splitting between the two DM components in a range $\Delta m/m_{\chi_2} = (1.25 - 4) \times 10^{-3}$.

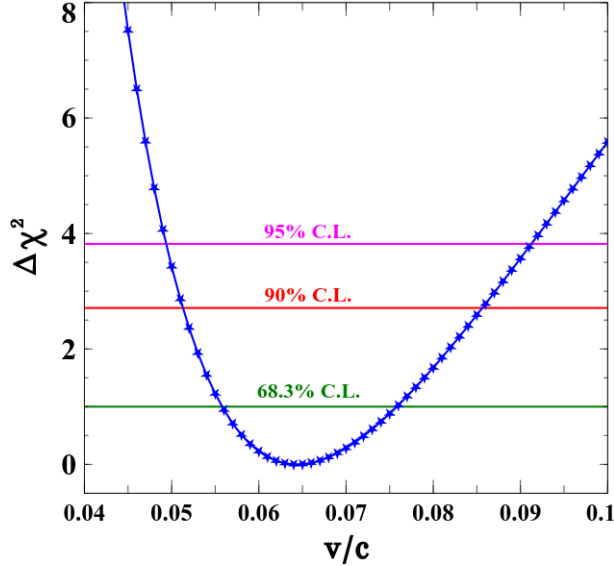


FIG. 11: Shows the χ^2 fit for velocity v that gives the best fit and the allowed ranges of v *i.e.* $v \in [0.055, 0.076]$ (68% C.L.) and $v \in [0.05, 0.09]$ (95% C.L.)

VI. SUMMARY AND CONCLUSION

We have proposed a boosted self-interacting dark matter scenario as a possible origin of XENON1T electron excess adopting a minimal setup where DM is composed of two vector-

like singlet fermions charged under a dark abelian gauge symmetry. While sufficient DM self-interactions can be generated due to the existence of a light vector boson, the XENON1T excess can be realized from the boosted component of DM scattering off electrons. A sufficient boost factor can be realized by tuning the mass splitting between two DM fermions and the cross-section of their inter-conversion. While DM can be produced from the thermal bath via freeze-in mechanism due to tiny kinetic mixing of neutral vector bosons, the final abundance remains suppressed due to large DM annihilation rates within the dark sector. The deficit can be filled through the late decay of a singlet scalar which freezes out earlier from the thermal bath. Adopting suitable benchmark values, we have shown how correct relic of DM can be generated by solving the coupled Boltzmann equations involving two DM fermions as well as the late decaying singlet scalar. We have also shown how XENON1T data can be fitted by the boosted SIDM in this scenario.

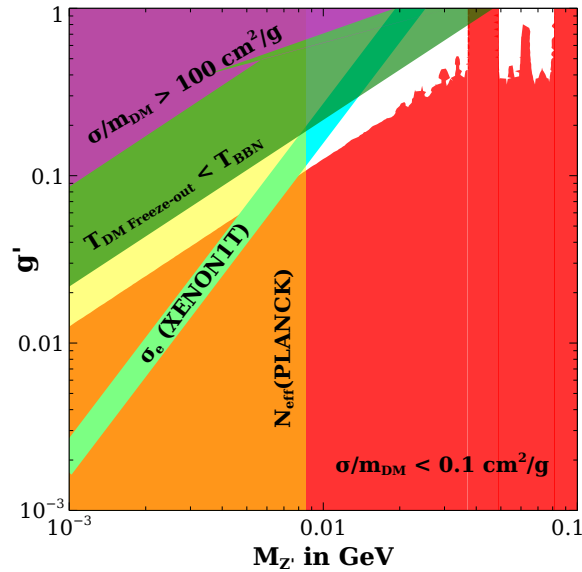


FIG. 12: Summary plot showing the parameter space in $g' - M_{Z'}$ plane considering kinetic mixing parameter $\epsilon = 10^{-7}$ and DM mass $m_{\text{DM}} = 0.1$ GeV.

In Fig. 12, we summarize the final parameter space in $g' - M_{Z'}$ plane considering DM mass to be 0.1 GeV and kinetic mixing parameter $\epsilon = 10^{-7}$. The upper left and lower right regions are disfavored as they give rise to too large and too small DM self-interactions respectively, leaving a band in between. From this band also, more than half of the region is disfavored from the criteria of DM freeze-out happening before the BBN epochs. Although, by DM freeze-out, we mean DM freezing out within dark sector only where DM annihilates primarily

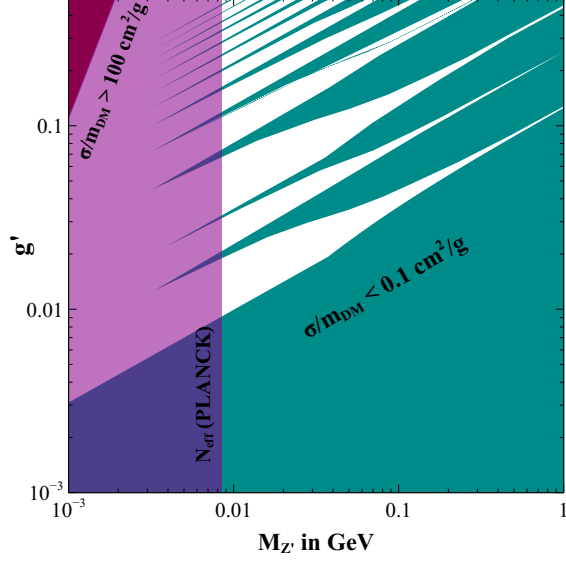


FIG. 13: Summary plot showing the parameter space in $g' - M_{Z'}$ plane considering kinetic mixing parameter $\epsilon = 10^{-7}$ and DM mass $m_{\text{DM}} = 100$ GeV.

into each other or light vector boson Z' ; eventually, Z' will decay into SM particles via kinetic mixing as it can not decay into DM kinematically. Therefore, as a conservative bound, we impose the criteria of DM freeze-out temperature to be more than BBN temperature. Very light Z' is ruled out from cosmological constraints on effective relativistic degrees of freedom [2, 93–95]. This arises due to the late decay of such light gauge bosons into SM leptons, after standard neutrino decoupling temperatures, thereby enhancing N_{eff} . The corresponding disfavored region is shaded in orange colour. Thus, only the thin white coloured region on the upper right half of the plane remains allowed from these criteria. Since we are considering tiny kinetic mixing, the direct detection bounds from CRESST-III [92] do not apply in this plane. The cyan coloured band denotes the required $\chi_2 - e$ scattering cross-section to give rise to the XENON1T fit. Clearly, only a tiny triangular region remains allowed from all these criteria, which can be further scrutinized at near-future experiments. It is noteworthy that, we are not incorporating DM relic constraints in this plane as those can be satisfied independently by appropriate tuning of singlet scalar couplings. It should be noted that we have chosen light sub-GeV DM in order to get the desired boosted DM flux as well as DM-electron scattering without conflicting other existing bounds. This has led to a very tiny allowed region of parameter space. To make this point clear, we also show another summary plot in Fig. 13 by considering DM mass to be 100 GeV. Clearly we have more allowed region

of parameter space, although XENON1T fit is not possible in such a scenario. While we have confined ourselves to the discussion of DM aspects only in this work, such dark $U(1)_D$ gauge symmetry can also have consequences for the origin of light neutrino mass [39], flavour anomalies [96], as well as cosmological phase transitions and gravitational waves [97]. We leave such interesting aspects of $U(1)_D$ gauge symmetry to future studies.

Acknowledgments

DB acknowledges the support from Early Career Research Award from the Science and Engineering Research Board (SERB), Department of Science and Technology (DST), Government of India (reference number: ECR/2017/001873). MD acknowledges DST, Government of India for providing the financial assistance for the research under the grant DST/INSPIRE/03/ 2017/000032.

Appendix A: Relevant cross section and decay widths

$$\Gamma(\Phi_1 \rightarrow \chi_1 \chi_1) = \frac{y_1^2}{8\pi} m_{\Phi_1} \left(1 - 4 \frac{m_{\chi_1}^2}{m_{\Phi_1}^2}\right)^{3/2} \quad (\text{A1})$$

$$\sigma(\chi_1 \chi_1 \rightarrow \chi_2 \chi_2) = \frac{y_1'^2 y_2'^2}{32\pi s} \frac{(s - 4m_{\chi_2}^2)^{3/2} (s - 4m_{\chi_1}^2)^{1/2}}{(s - m_{\Phi_2}^2)^2} \quad (\text{A2})$$

$$\begin{aligned} \sigma(\chi \chi \rightarrow Z' Z') &= \frac{g'^4}{192\pi s (s - 4m_\chi^2)} \times \left[\frac{24s(4m_\chi^4 + 2M_{Z'}^4 + sm_\chi^2)A}{M_{Z'}^4 + m_\chi^2 s - 4M_{Z'}^2 m_\chi^2} \right. \\ &\quad \left. - \frac{24(8m_\chi^2 - 4M_{Z'}^2 - s^2 - (s - 2M_{Z'}^2)4m_\chi^2)}{s - 2M_{Z'}^2} \text{Log} \left[\frac{2M_{Z'}^2 + s(A - 1)}{2M_{Z'}^2 - s(A + 1)} \right] \right] \end{aligned} \quad (\text{A3})$$

where $A = \sqrt{\frac{(s - 4M_{Z'}^2)(s - 4m_\chi^2)}{s^2}}$

$$\sigma(e^+ e^- \rightarrow \chi \chi) = \frac{g^2 g'^2 \epsilon^2 (s + 2m_\chi^2)(s - m_e^2 - 4(s + 2m_e^2) \sin^2 \theta_W)}{96\pi \cos^2 \theta_W (s - 4m_e^2)(s - m_{Z'}^2)^2} \sqrt{\frac{(s - 4m_e^2)(s - 4m_\chi^2)}{s^2}} \quad (\text{A4})$$

Thermal averaged cross-section for annihilation of any particle A to B is given by: [86]

$$\langle \sigma v \rangle_{AA \rightarrow BB} = \frac{x}{2[K_1^2(x) + K_2^2(x)]} \times \int_2^\infty dz \sigma_{(AA \rightarrow BB)}(z^2 m_A^2)(z^2 - 4) z^2 K_1(zx) \quad (\text{A5})$$

where $z = \sqrt{s}/m_A$ and $x = m_A/T$.

Thermal averaged decay width of Φ_1 decaying to χ_1 is given by:

$$\langle \Gamma(\Phi_1 \rightarrow \chi_1 \chi_1) \rangle = \Gamma(\Phi_1 \rightarrow \chi_1 \chi_1) \left(\frac{K_1(x)}{K_2(x)} \right) \quad (\text{A6})$$

In Eqn. (A5) and (A6), K_1 and K_2 are the modified Bessel functions of 1st and 2nd kind respectively.

-
- [1] P. A. Zyla et al. (Particle Data Group), PTEP **2020**, 083C01 (2020).
 - [2] N. Aghanim et al. (Planck) (2018), 1807.06209.
 - [3] F. Zwicky, Helv. Phys. Acta **6**, 110 (1933), [Gen. Rel. Grav.41,207(2009)].
 - [4] V. C. Rubin and W. K. Ford, Jr., Astrophys. J. **159**, 379 (1970).
 - [5] D. Clowe, M. Bradac, A. H. Gonzalez, M. Markevitch, S. W. Randall, C. Jones, and D. Zaritsky, Astrophys. J. **648**, L109 (2006), astro-ph/0608407.
 - [6] S. Tulin and H.-B. Yu, Phys. Rept. **730**, 1 (2018), 1705.02358.
 - [7] J. S. Bullock and M. Boylan-Kolchin, Ann. Rev. Astron. Astrophys. **55**, 343 (2017), 1707.04256.
 - [8] A. A. de Laix, R. J. Scherrer, and R. K. Schaefer, Astrophys. J. **452**, 495 (1995), astro-ph/9502087.
 - [9] D. N. Spergel and P. J. Steinhardt, Phys. Rev. Lett. **84**, 3760 (2000), astro-ph/9909386.
 - [10] M. R. Buckley and P. J. Fox, Phys. Rev. D **81**, 083522 (2010), 0911.3898.
 - [11] J. L. Feng, M. Kaplinghat, and H.-B. Yu, Phys. Rev. Lett. **104**, 151301 (2010), 0911.0422.
 - [12] J. L. Feng, M. Kaplinghat, H. Tu, and H.-B. Yu, JCAP **07**, 004 (2009), 0905.3039.
 - [13] A. Loeb and N. Weiner, Phys. Rev. Lett. **106**, 171302 (2011), 1011.6374.
 - [14] J. Zavala, M. Vogelsberger, and M. G. Walker, Mon. Not. Roy. Astron. Soc. **431**, L20 (2013), 1211.6426.
 - [15] M. Vogelsberger, J. Zavala, and A. Loeb, Mon. Not. Roy. Astron. Soc. **423**, 3740 (2012), 1201.5892.
 - [16] E. W. Kolb and M. S. Turner, *The Early Universe*, vol. 69 (1990), ISBN 978-0-201-62674-2.
 - [17] G. Arcadi, M. Dutra, P. Ghosh, M. Lindner, Y. Mambrini, M. Pierre, S. Profumo, and F. S. Queiroz (2017), 1703.07364.

- [18] B. W. Lee and S. Weinberg, Phys. Rev. Lett. **39**, 165 (1977).
- [19] T. Bringmann, F. Kahlhoefer, K. Schmidt-Hoberg, and P. Walia, Phys. Rev. Lett. **118**, 141802 (2017), 1612.00845.
- [20] M. Kaplinghat, S. Tulin, and H.-B. Yu, Phys. Rev. Lett. **116**, 041302 (2016), 1508.03339.
- [21] L. G. van den Aarssen, T. Bringmann, and C. Pfrommer, Phys. Rev. Lett. **109**, 231301 (2012), 1205.5809.
- [22] S. Tulin, H.-B. Yu, and K. M. Zurek, Phys. Rev. D **87**, 115007 (2013), 1302.3898.
- [23] M. Kaplinghat, S. Tulin, and H.-B. Yu, Phys. Rev. D **89**, 035009 (2014), 1310.7945.
- [24] E. Del Nobile, M. Kaplinghat, and H.-B. Yu, JCAP **10**, 055 (2015), 1507.04007.
- [25] E. Aprile et al. (XENON) (2020), 2006.09721.
- [26] F. Takahashi, M. Yamada, and W. Yin, Phys. Rev. Lett. **125**, 161801 (2020), 2006.10035.
- [27] G. Alonso-Álvarez, F. Ertas, J. Jaeckel, F. Kahlhoefer, and L. J. Thormaehlen (2020), 2006.11243.
- [28] K. Kannike, M. Raidal, H. Veermäe, A. Strumia, and D. Teresi (2020), 2006.10735.
- [29] B. Fornal, P. Sandick, J. Shu, M. Su, and Y. Zhao, Phys. Rev. Lett. **125**, 161804 (2020), 2006.11264.
- [30] M. Du, J. Liang, Z. Liu, V. Q. Tran, and Y. Xue (2020), 2006.11949.
- [31] P. Ko and Y. Tang (2020), 2006.15822.
- [32] L. Su, W. Wang, L. Wu, J. M. Yang, and B. Zhu (2020), 2006.11837.
- [33] K. Harigaya, Y. Nakai, and M. Suzuki (2020), 2006.11938.
- [34] D. Borah, S. Mahapatra, D. Nanda, and N. Sahu (2020), 2007.10754.
- [35] D. Choudhury, S. Maharana, D. Sachdeva, and V. Sahdev (2020), 2007.08205.
- [36] D. Buttazzo, P. Panci, D. Teresi, and R. Ziegler, Phys. Lett. B **817**, 136310 (2021), 2011.08919.
- [37] J. Bramante and N. Song, Phys. Rev. Lett. **125**, 161805 (2020), 2006.14089.
- [38] N. F. Bell, J. B. Dent, B. Dutta, S. Ghosh, J. Kumar, and J. L. Newstead, Phys. Rev. Lett. **125**, 161803 (2020), 2006.12461.
- [39] D. Borah, S. Mahapatra, and N. Sahu (2020), 2009.06294.
- [40] A. Aboubrahim, M. Klasen, and P. Nath (2020), 2011.08053.
- [41] H. M. Lee (2020), 2006.13183.
- [42] S. Baek, J. Kim, and P. Ko, Phys. Lett. B **810**, 135848 (2020), 2006.16876.
- [43] S. Shakeri, F. Hajkarim, and S.-S. Xue, Journal of High Energy Physics **2020** (2020), ISSN

- 1029-8479, URL [http://dx.doi.org/10.1007/JHEP12\(2020\)194](http://dx.doi.org/10.1007/JHEP12(2020)194).
- [44] A. Bally, S. Jana, and A. Trautner, Phys. Rev. Lett. **125**, 161802 (2020), 2006.11919.
 - [45] L. Delle Rose, G. Hütsi, C. Marzo, and L. Marzola (2020), 2006.16078.
 - [46] Y. Ema, F. Sala, and R. Sato (2020), 2007.09105.
 - [47] M. Dutta, S. Mahapatra, D. Borah, and N. Sahu (2021), 2101.06472.
 - [48] M. Baryakhtar, A. Berlin, H. Liu, and N. Weiner (2020), 2006.13918.
 - [49] W. Chao, Y. Gao, and M. j. Jin (2020), 2006.16145.
 - [50] H. An and D. Yang (2020), 2006.15672.
 - [51] H.-J. He, Y.-C. Wang, and J. Zheng (2020), 2007.04963.
 - [52] J. Kim, T. Nomura, and H. Okada, Phys. Lett. B **811**, 135862 (2020), 2007.09894.
 - [53] W.-Y. Keung, D. Marfatia, and P.-Y. Tseng (2020), 2009.04444.
 - [54] H.-J. He, Y.-C. Wang, and J. Zheng (2020), 2012.05891.
 - [55] S.-M. Choi, H. M. Lee, and B. Zhu (2020), 2012.03713.
 - [56] D. McKeen, M. Pospelov, and N. Raj (2020), 2006.15140.
 - [57] Y. Jho, J.-C. Park, S. C. Park, and P.-Y. Tseng (2020), 2006.13910.
 - [58] H. Alhazmi, D. Kim, K. Kong, G. Mohlabeng, J.-C. Park, and S. Shin (2020), 2006.16252.
 - [59] A. Das and M. Sen (2021), 2104.00027.
 - [60] D. Borah, M. Dutta, S. Mahapatra, and N. Sahu (2021), 2104.05656.
 - [61] H. Alhazmi, K. Kong, G. Mohlabeng, and J.-C. Park, Journal of High Energy Physics **2017** (2017), ISSN 1029-8479, URL [http://dx.doi.org/10.1007/JHEP04\(2017\)158](http://dx.doi.org/10.1007/JHEP04(2017)158).
 - [62] J. Berger, Y. Cui, and Y. Zhao, Journal of Cosmology and Astroparticle Physics **2015**, 005–005 (2015), ISSN 1475-7516, URL <http://dx.doi.org/10.1088/1475-7516/2015/02/005>.
 - [63] Y. Jho, J.-C. Park, S. C. Park, and P.-Y. Tseng, *Cosmic-neutrino-boosted dark matter (νbdm)* (2021), 2101.11262.
 - [64] K. Kong, G. Mohlabeng, and J.-C. Park, Physics Letters B **743**, 256–266 (2015), ISSN 0370-2693, URL <http://dx.doi.org/10.1016/j.physletb.2015.02.057>.
 - [65] K. Agashe, Y. Cui, L. Necib, and J. Thaler, Journal of Cosmology and Astroparticle Physics **2014**, 062–062 (2014), ISSN 1475-7516, URL <http://dx.doi.org/10.1088/1475-7516/2014/10/062>.
 - [66] S. Baek (2021), 2105.00877.
 - [67] D. Kim, J.-C. Park, and S. Shin, Phys. Rev. Lett. **119**, 161801 (2017), 1612.06867.

- [68] G. F. Giudice, D. Kim, J.-C. Park, and S. Shin, *Phys. Lett. B* **780**, 543 (2018), 1712.07126.
- [69] S. Tulin, H.-B. Yu, and K. M. Zurek, *Phys. Rev. Lett.* **110**, 111301 (2013), 1210.0900.
- [70] S. A. Khrapak, A. V. Ivlev, G. E. Morfill, and S. K. Zhdanov, *Phys. Rev. Lett.* **90**, 225002 (2003).
- [71] A. Kamada, H. J. Kim, and T. Kuwahara, *JHEP* **20**, 202 (2020), 2007.15522.
- [72] C. Kouvaris, I. M. Shoemaker, and K. Tuominen, *Phys. Rev. D* **91**, 043519 (2015), 1411.3730.
- [73] N. Bernal, X. Chu, C. Garcia-Cely, T. Hambye, and B. Zaldivar, *JCAP* **03**, 018 (2016), 1510.08063.
- [74] K. Kainulainen, K. Tuominen, and V. Vaskonen, *Phys. Rev. D* **93**, 015016 (2016), [Erratum: *Phys.Rev.D* 95, 079901 (2017)], 1507.04931.
- [75] T. Hambye and L. Vanderheyden, *JCAP* **05**, 001 (2020), 1912.11708.
- [76] M. Cirelli, P. Panci, K. Petraki, F. Sala, and M. Taoso, *JCAP* **05**, 036 (2017), 1612.07295.
- [77] F. Kahlhoefer, K. Schmidt-Hoberg, and S. Wild, *JCAP* **08**, 003 (2017), 1704.02149.
- [78] G. Bélanger and J.-C. Park, *Journal of Cosmology and Astroparticle Physics* **2012**, 038–038 (2012), ISSN 1475-7516, URL <http://dx.doi.org/10.1088/1475-7516/2012/03/038>.
- [79] A. Semenov, *Comput. Phys. Commun.* **201**, 167 (2016), 1412.5016.
- [80] A. Belyaev, N. D. Christensen, and A. Pukhov, *Comput. Phys. Commun.* **184**, 1729 (2013), 1207.6082.
- [81] J. L. Feng, A. Rajaraman, and F. Takayama, *Phys. Rev.* **D68**, 063504 (2003), hep-ph/0306024.
- [82] D. Borah, D. Nanda, and A. K. Saha (2019), 1904.04840.
- [83] A. Biswas, D. Borah, and D. Nanda, *JCAP* **1809**, 014 (2018), 1806.01876.
- [84] D. Borah, B. Karmakar, and D. Nanda, *JCAP* **1807**, 039 (2018), 1805.11115.
- [85] D. Borah and A. Gupta, *Phys. Rev.* **D96**, 115012 (2017), 1706.05034.
- [86] P. Gondolo and G. Gelmini, *Nucl. Phys.* **B360**, 145 (1991).
- [87] L. J. Hall, K. Jedamzik, J. March-Russell, and S. M. West, *JHEP* **03**, 080 (2010), 0911.1120.
- [88] N. Bernal, M. Heikinheimo, T. Tenkanen, K. Tuominen, and V. Vaskonen, *Int. J. Mod. Phys.* **A32**, 1730023 (2017), 1706.07442.
- [89] B. Roberts and V. Flambaum, *Phys. Rev. D* **100**, 063017 (2019), 1904.07127.
- [90] K. Griest and D. Seckel, *Nucl. Phys. B* **283**, 681 (1987), [Erratum: *Nucl.Phys.B* 296, 1034–1036 (1988)].
- [91] A. Gould, *Astrophys. J.* **321**, 560 (1987).

- [92] A. Abdelhameed et al. (CRESST), Phys. Rev. D **100**, 102002 (2019), 1904.00498.
- [93] A. Kamada, K. Kaneta, K. Yanagi, and H.-B. Yu, JHEP **06**, 117 (2018), 1805.00651.
- [94] M. Ibe, S. Kobayashi, Y. Nakayama, and S. Shirai, JHEP **04**, 009 (2020), 1912.12152.
- [95] M. Escudero, D. Hooper, G. Krnjaic, and M. Pierre, JHEP **03**, 071 (2019), 1901.02010.
- [96] Y.-D. Tsai, P. deNiverville, and M. X. Liu, Phys. Rev. Lett. **126**, 181801 (2021), 1908.07525.
- [97] D. Borah, A. Dasgupta, and S. K. Kang (2021), 2105.01007.