

Structure and temporal evolution of transportation literature

Milad Haghani^{1*}, Michiel C. J. Bliemer²

¹School of Civil and Environmental Engineering, The University of New South Wales, Sydney, Australia

²Institute of Transport and Logistics Studies, The University of Sydney, Australia

*corresponding author: milad.haghani@unsw.edu.au

Abstract

Fifty years of evolution of the transportation field is revisited at a macro scale using scientometric analysis of all publications in all 39 journals indexed in the category of ‘Transportation’ by the Web of Science. The size of the literature, as published by these journals, is estimated to have reached 50,000 documents. The structural composition of this literature is analysed through the lenses of the co-occurrence of key terms, as well as the similarity of article referencing at the level of journals and authors. At the highest level of aggregation, four major divisions of the literature are differentiated through these analyses, namely (i) network analysis and traffic flow, (ii) economics of transportation and logistics, (iii) travel behaviour, and (iv) road safety. Influential and emerging authors of each division are identified. Temporal trends in transportation research are also investigated via document co-citation analysis. This analysis identifies various major streams of transportation research while determining their approximate time of emergence and duration of activity. It documents topics that have been most trendy at any period of time during the last fifty years. Three clusters associated with the travel behaviour division (collectively embodying topics of “land-use”, “active transportation”, “residential self-selection”, “traveller experience/satisfaction”, “social exclusion” and “transport/spatial equity”), one cluster of “statistical modelling of road accidents”, and a cluster of network modelling linked predominantly to the notion of “macroscopic fundamental diagram” demonstrate characteristics of being *current hot topics* of the field. Three smaller clusters linked predominantly to “electric mobility” and “autonomous/automated vehicles” show characteristics of being *emerging hot topics*. A cluster labelled “shared mobility” is the *youngest emerging* cluster. Influential articles within each cluster of references are identified. Additional outcomes are the determination the *influential outsiders* of the transportation field, articles published by non-transportation journals that have proven instrumental in the development of the transportation literature. These findings provide new and holistic insight into the composition of the transportation field and document its most fundamental studies, while providing objective historical perspectives. Such documentation could also assist subsequent conventional review articles. Analyses on patterns of authorships and co-authorships are expected to facilitate further collaborations among transportation researchers.

Keywords: Transportation; Meta-synthesis; Temporal trends; Temporal analysis; Scientometrics

1. Introduction

1.1. Background

Scholarly research in the field of transportation has been documented for more than half a century through its scientific publications. While many articles of review nature have attempted to document the progress made in various sectors of this research field and to synthesise their findings, the field has never been analysed in its entirety. With the significant methodological developments in research synthesis and scientometric methods, such as the ground-breaking document co-citation methodology of [Chen \(2004\)](#), objective analysis of the literature at such a large scale has now been made possible. Harnessing these recent methodological capabilities, here we aim to document fifty years of scientific developments in the field of transportation. Our focus is on the following key questions:

- i. What is the estimated size of the transportation literature and how best can the underlying scientometric data of that literature be captured?
- ii. What portion of transportation literature is composed of research synthesis (i.e. review) articles?
- iii. How can various streams/divisions of this literature be determined on an objective basis and at various levels of aggregations (in other words, what are the major divisions of this field and what are the main research streams within each division)?
- iv. What are the temporal relations between various streams of transportation literature and how can their temporal evolution be documented?
- v. What are the most influential entities of transportation literature in various divisions of the field?

We investigate the abovementioned main questions by retrieving and analysing all publications in all journals indexed by the Web of Science (WoS) in the category of 'Transportation'. In addition to the main questions laid out above, our analyses also provide historical perspectives on the early stages of the development of the transportation field, identify so-called *hot topics* (i.e., streams of research that have consistently been most active during the recent years), and *influential outsiders* (articles that have not been published by 'transportation' journals per se, but have been found highly instrumental by articles of 'transportation' journals and have played a noticeable role in development of the transportation knowledge).

This scientometric review provides a comprehensive set of analysis of the scholarly transportation literature, ranging from analyses at the level of journals, terms and keywords, authors and organisations and individual articles. It is also the largest scale scientometric analysis ever undertaken in the field of transportation and arguably one of the largest scale reviews of scientometric nature in general. It is expected that the outcomes provide new insight into the structure and composition of the transportation literature based on objective measures, as well as its temporal patterns of development and its most influential articles. This could also assist subsequent conventional review articles and facilitate author collaborations.

Our analysis is meant to document the history of transport research, i.e. it is a meta-archive that describes the transport research of the past fifty years. One of the key objectives was to provide an overview of past fifty years of research, which establishes a baseline for future studies. We believe that now is the right moment to do such a scientometric analysis because the transportation literature is growing very rapidly (currently exponentially) and it will become increasingly difficult to do such an analysis in the future. Subsequent scientometric studies, to be conducted perhaps once every decade, would then only need to focus on trends in the past ten years. This way, a complete meta-archive of the transport research literature can be established ([Najmi et al., 2017](#)).

1.2. Reading guidance

Given the enormity of the size of transportation literature and the multitude of analytical angles that were required to be explored in order to provide a comprehensive overview of the field, the paper has to cover a great amount of grounds. Outcomes of Section 4 may be particularly useful to authors for determining right

journals for publishing their transportation articles as well as to journal editors and authors for gaining an overview of the trends in journal metrics over the past decades. Readers who wish to obtain an objective understanding of the overall structure of the field at an aggregate level may refer to Section 5. Journal editors may also find outcomes of Section 6 (on emerging and established influential authors of various divisions) useful for identifying potential reviewers for transportation papers. Early-career transportation researchers may also use outcomes of this section for forming and/or expanding their network of collaborations across various divisions of the field. Readers who are interested in obtaining a more in-depth temporal understanding about the development of the field and its influential references may refer to section 7. This sections also provides interesting insights into the recent trends of the field and its future directions. This section could also particularly be useful in informing future conventional reviews or enriching literature review sections of original research articles on various transportation topics.

2. Methods and data acquisition strategy

The main search query string was designed to generate all articles of the journals indexed by the WoS in the ‘Transportation’ category. The official names of the target journals were obtained from the WoS and were separated from one another using the Boolean operator OR while each title placed within quotation marks (see Appendix A). This query string was entered into the Advanced Search section of the WoS by equating it to “SO” which is the WoS search engine code (i.e., Field Tag) for searching the journal/source titles (or more precisely, “Publication Name” as worded by the WoS). No time span or any other constraint was added to the search strategy. This query string search returned N=49,543 items (conducted in July 2020) and can be used as a standard query to generate transportation articles and keep track of future developments of this literature.

A secondary search query was devised based upon the primary query in order to generate a subset of articles of ‘transportation’ journals that are of research synthesis (review) nature. In doing so a fairly inclusive list of terms (or term combinations) that often characterise such articles were devised and were combined with one another via the Boolean operator OR and being equated to “TI” which is the WoS Field Tag for searching the Titles of articles. A separate list of terms or term combinations that authors often use in their keyword list to characterise a review article were combined in a similar manner while being equated to “AK”, Field Tag for Author Keywords (see Appendix B). This query string itself was combined with the previous query string that searches for Title of articles through the Boolean operator OR. This combined string itself was combined, using Boolean operator AND, with the string of journals’ Titles in order to generate the subset of review articles published by ‘Transportation’ journals. This search returned a total of N=829 items.

Citation and full bibliometric information of articles of both datasets were retrieved from the WoS and stored in the form of text files. This includes the text of their abstracts and keywords and lists of references as well as their list of authors and their affiliation details, year, source title, volume, issue, page and citation count. The main dataset is accessible in the Online Supplementary Material of this article. Additional raw data of citations and Impact Factors of these individual journals were also retrieved separately from the WoS Journal Citation Report.

Note that our search strategy focuses exclusively on journals indexed in the category of ‘Transportation’ as this is the category where the vast majority of conventional specialty journals that publish transportation research are listed. As such, the category of ‘Transportation Science & Technology’ which consists of many journals that do not exclusively publish transportation research, (e.g., *Computer-Aided Civil and Infrastructure Engineering* or *IEEE Vehicular Technology Magazine*) was not considered. Fortunately, almost all relevant transportation journals (those that are regarded conventional journals of transportation research) that are indexed in this second category are also indexed in the ‘Transportation’ category, and hence, already included in our dataset. The only exception is *Transportation Research Record* (TRR) that is only indexed in the categories of ‘Transportation Science & Technology’ and ‘Engineering, Civil’. After consideration of various factors, we decided not to add this journal to the list for the following reasons:

- A substantial portion of publications of this journal are related to soil mechanics and pavement research, which is not the focus of this review;
- Its articles do not index any keywords (which is a major element of the analyses of this study) and as such do not contribute to the keyword co-occurrence analysis;
- The exceptionally large number of items published by this journal (estimated to be 15,755 items) would dominate those of every other journal and hence, the journal-level analysis.

Based on these considerations and given the magnitude of the literature published by TRR, we believe that the content of this journal could warrant its own scientometric analysis. Therefore, in the Online Supplementary Material of this article, we have provided some limited and raw analyses of the content published by this journal to which interested readers can refer.

The analyses on the frequency and co-occurrence of key terms, the relationship between journals and authors, and the analyses on networks of collaboration all follow the methodology of [van Eck and Waltman \(2014\)](#), *visualisation of similarities* (VOS) as implemented in the scientometric software VOSviewer ([Van Eck and Waltman, 2010](#)), while the co-citation analyses at the level of individual articles follow the methodology of [Chen \(2004\)](#) as implemented in the scientometric software CiteSpace ([Chen, 2006](#)).

3. Historical perspectives and general statistics of the transportation literature

The size of the peer-reviewed transportation literature as defined earlier is estimated to have reached almost 50,000 items, with the earliest articles on the record dating back to 1967. Nearly 54,000 authors from more than 13,600 institutes and organisations have contributed to this literature. Nearly 1.7% of these articles have identified themselves as a form of research synthesis article. For the studies published during the last full year on the record, 2019, the fraction of review articles has been 2.1% (with 97 review articles out of 4,630 transportation publications in 2019). Figure 1 visualises the number of published articles by “Transportation” journals, as well as the number of published review articles, during each year since 1967. Of the total review articles, nearly 19% are estimated to be meta-analyses and only nearly 2% scientometric/bibliometric reviews (Figure 1(b)). All bibliometric reviews are 2015 or newer items. The year 2007 marks the point after which the number of published articles of “Transportation” journals exceeded 1,000 per year, and the beginning of an exponential growth in the size of this literature.

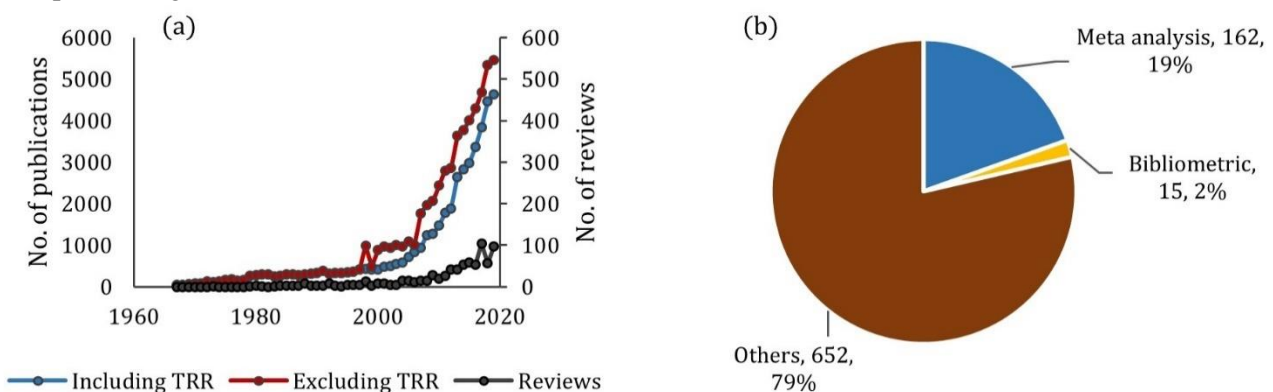


Figure 1 The number of articles and review articles published by journals indexed as “Transportation” since 1967. Note the scale of the two vertical axes are ten times different.

Earliest articles of this field have predominantly been published by *Journal of Transport Economics and Policy* that could be regarded as the oldest source of transportation articles. In fact, during 1967 and 1968, all publications on the record were published exclusively by this journal. The first article in the first issue of this journal, written by [Plowden \(1967\)](#) is titled “Transportation studies examined”. Since 1969, articles also started to emerge in *Journal of Safety Research*, as a then-newly launched journal which continued to become one of the major outlets of the road safety sector of the transportation literature. The first research article in the first issue of this journal (that included 20 articles) is an article by [Forbes et al. \(1969\)](#) entitled “Low contrast and

standard visual acuity under mesopic and photopic illumination". During the 1960s these two journals remained exclusively the only sources of publications in this field, until 1970 that marked the launch of *Transportation Journal*, as the third oldest journal established in this field. The first article of this journal is one authored by [Davis \(1970\)](#) with the title "Modifications in identifying characteristics of several federal transportation activities". The youngest indexed journals in this category are *Journal of Transport and Health*, *Travel Behaviour and Society* and *Analytic Methods in Accident Research*.

Review articles started to emerge in the transportation literature since the 1970s. The first review on the record is a *Journal of Safety Research* article authored by [Perrine \(1973a\)](#) entitled "Alcohol influences on driving-related behavior: A critical review of laboratory studies of neurophysiological, neuromuscular, and sensory activity". It took six more years for the second and third review article of transportation literature to emerge and they were articles written by [Train \(1979\)](#) ("Consumers' responses to fuel-efficient vehicles: a critical review of econometric studies" in *Transportation*) and [Williams \(1980\)](#) ("The National Transportation Policy Study Commission and Its Final Report: A Review" in *Transportation Journal*). By 1985, the size of the subset of review studies in transportation had reached 10 items. With 23 articles of review type (including meta analyses) to his name, Rune Elvik has been the single author who has contributed the most to this subset.

4. Journal relationships and metrics in transportation literature

According to our data, an excess of 4,000 articles have been added to the transportation literature every year since 2018 by 'Transportation' journals. The dissemination of transportation studies across these journals is not even. In fact, nearly a quarter of all articles ever published in this field have been collectively published by three journals: "*Accident Analysis and Prevention*", "*Transportation Research Part A: Policy and Practice*" and "*Transportation Research Part B: Methodological*". Figure 2 shows the rate of accumulation of articles in transportation literature across all 39 journals by presenting the number of articles published by each journal during each year since 1967.

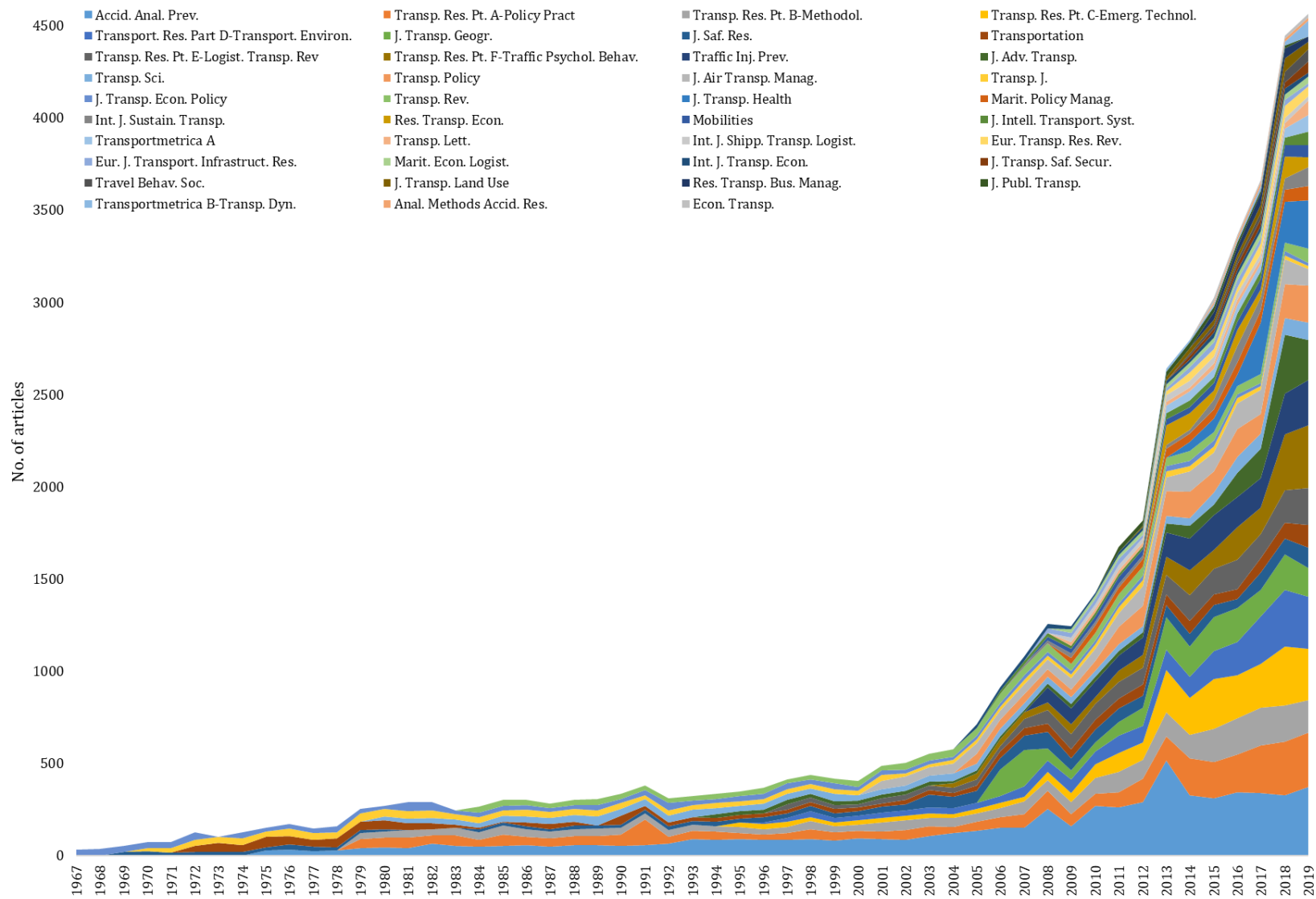


Figure 2 The number of articles published by each of the ‘Transportation’ journals over the years from 1967 to 2019.

Figure 3 visualises the data regarding two metrics, as well as their variations over time, that are commonly used as measures of performance or significance of the journals or the impact of their published content in the field. This includes the number of citations to their documents and *journal Impact Factor* (IF), representing the mean citations per paper published by a journal over a two year period ([Mingers and Leydesdorff, 2015](#)). This could include or alternatively exclude citations from articles of the same journal itself; constituting IF with and without self cites. In Figure 3, the total number of citations are being represented by continuous red lines and the left vertical axes with display units of thousands. Journals' IF with and without self cites are respectively shown with solid and dashed black lines and are represented by right vertical axes.

According to this data, almost all 'Transportation' journals have been accumulating citations at an increasing rate over the years which could be an indication of a continuously growing field. However, there are exceptions, most notably "*Transportation Journal*", "*International Journal of Transportation Economics*" and "*International Journal of Shipping and Transport Logistics*" whose total number of citation counts have shown significant fluctuations over time. The IF of 'Transportation' journals has been subject to more frequent fluctuations, compared to the number of citations. Despite transient fluctuations, the general trend for the IF of the majority of these journals (28 items) has been increasing. According to data associated with the last full year on the record, 2019, "*Analytic Methods in Accident Research*" (IF=9.179)—as one of the youngest transportation journals—has received the largest average count of citation to its articles published in 2018 and 2017 (an average of 9.179 citations to each item), compared to any other 'Transportation' journal. "*International Journal of Transport Economics*" (IF=0.509), on the other hand, has been the recipient of the smallest normalised counts of citations to its 2018 and 2017 articles among all 'Transportation' journals. The mean and median of IF for 'Transportation' journals associated with the 2019 record are respectively 2.792 and 2.424. For the majority of these journals, the IF with and without self cites have been highly correlated over the years. Exceptions to this pattern are "*Journal of Transport and Health*", "*Maritime Policy & Management*", and to a lesser degree "*Transportmetrica A: Transport Science*", whose IF with and without self cites have changed at opposite directions during certain periods in time. On the other hand, the IF of certain journals has not only been highly correlated but also consistently similar in quantity over the years. The most noticeable include "*Transportation*", "*Transport Reviews*", "*Transportation Letters*", "*European Journal of Transport and Infrastructure Research*", "*Transportation Science*", "*Transport Policy*", "*Journal of Safety Research*" and "*Journal of Transportation Safety and Security*". Certain other journals such as "*Analytic Methods in Accident Research*", "*Traffic Injury Prevention*", "*Mobilities*", "*Journal of Intelligent Transportation systems*", "*Transportmetrica A*" and "*Journal of Transport and Health*" have consistently maintained a gap between their IF with and without self cites, meaning that a certain portion of the counts of citation to their content comes from studies by the journal itself, which could be a typical pattern for journals that maintain a narrow specialty.

The relation between 'Transportation' journals is further analysed in the following based on the similarity of the references of their published articles; i.e. *journal bibliographic coupling* ([Kessler, 1963](#)), a metric that could represent thematic similarities between articles, or at an aggregate level, between publications of journals. The outcomes have been presented in Figure 4. Each node represents a single 'Transportation' journal while the size of the node is proportional to the total number of documents published by the journal. Journals whose publications have more similar references, i.e. those whose publications display a strong bibliographic coupling relation, are generally visualised closer to one another and can form clusters ([Haghani, 2021](#); [Haghani et al., 2021](#); [Van Eck and Waltman, 2010](#)). The thickness of the links between individual nodes is also an indicator of the strength of the bibliographic relation between the pair of journals that are connected. A total of four clusters of 'Transportation' journals were identified based on this metric. Cluster #1 (shown blue) with n=14 items is the largest cluster. This is followed by cluster #2 (shown purple) with n=11, cluster #3 (shown red) with n=8 and cluster #4 (shown orange) with n=6. Hybrid maps are also visualised below the main visualisation of the network representing average number of publications years (left) and average number of citations (right) associated with items of each journal.

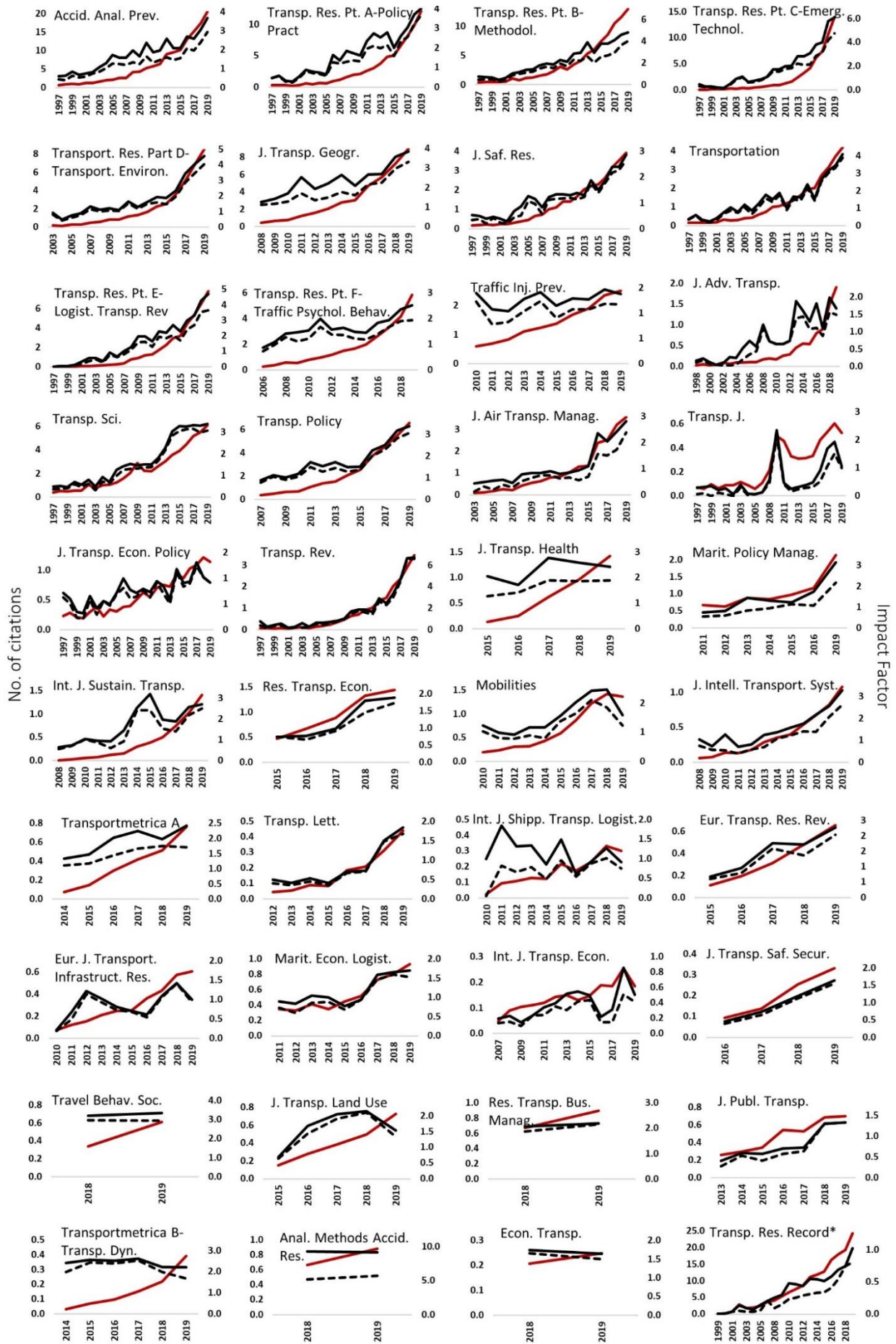


Figure 3 Citations (red, left axis), journal IF and IF without self-cite (solid and dashed black lines, right axis).

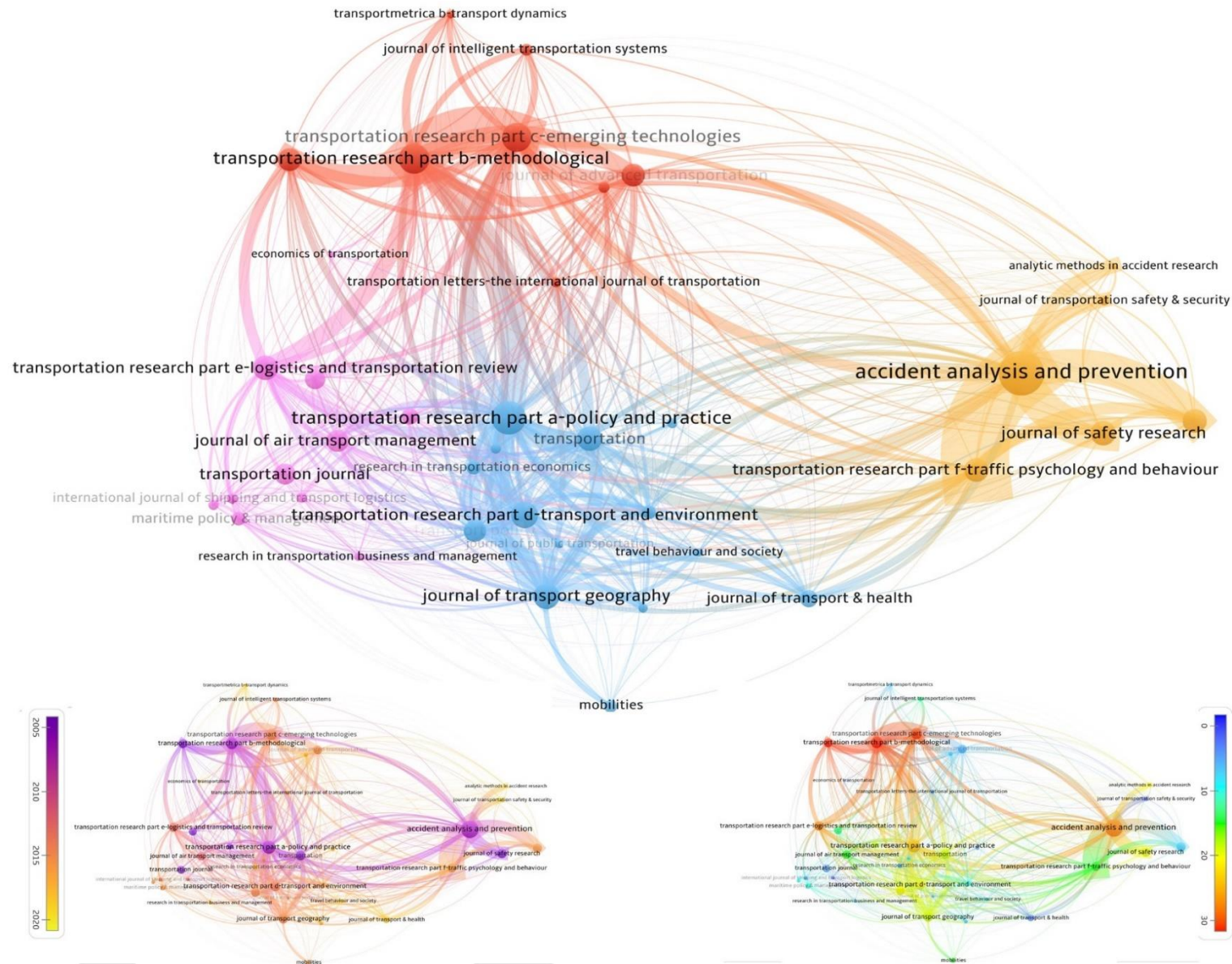


Figure 4 Bibliographic coupling of ‘Transportation’ journals (top) where clusters #1, #2, #3 and #4 are respectively shown blue, purple, red and orange; Hybrid map with an overlay of average publication year (bottom left) and hybrid map with an overlay of average citation count (bottom right).

The most dominant items of clusters #1, #2, #3 and #4 are respectively “*Transportation Research Part A: Policy and Practice*” (n=3,715), “*Transportation Research Part E-Logistics and Transportation Review*” (n=1,895), “*Transportation Research Part B-Methodological*” (n=2,884) and “*Accident Analysis and Prevention*” (n=6,410). Journals of cluster #4 (representing those whose publications focus predominantly on road safety) are internally coupled with one another in a visibly strong way while being relatively isolated/distant from the rest of the body of ‘Transportation’ journals. They form a very clear and internally well-connected cluster whose items are strongly coupled, but the strength of their bibliographic relation with items of other clusters is relatively weak. “*Transportation Research Part A*” on the other hand, being situated near the centre of the map is a single journal that shows distinctly strong bibliographic coupling with journals from all four clusters. This is reflected in the metric of *total link strength* as measured by VOSviewer ([Haghani and Bliemer, 2020](#); [Haghani et al., 2020](#); [Van Eck and Waltman, 2010](#)), representing the total strength of the bibliographic relationship of a journal with other journals. “*Transportation Research Part A*” scores the highest at this metric compared to all other ‘Transportation’ journals. In other words, items of this journal have thematic similarities with those of all other clusters, indicating that this journal has the most diverse range of publication themes compared to all other ‘Transportation’ journals, one that could be considered to play a *betweenness centrality* role ([Leydesdorff, 2007](#)) in transportation research, comparable to a *multidisciplinary* journal in a broader sense. *Transportation* is also another journal of this literature that presents such feature, though to a lesser degree. The highest strength of bibliographic relationship, by far margin, is recorded between “*Accident Analysis and Prevention*” and “*Transportation Research Part F*”. Outside cluster #4, however, the strongest relationship exists between “*Transportation Research Part C*” and “*Transportation Research Part B*”. Journals with oldest publications (in terms of average year (AY)) are “*Journal of Transport Economics and Policy*” (AY=1991.48), “*Transportation Journal*” (AY=1992.77) and “*Transportation*” (AY=1999.73). In terms of average citation (AC) count, articles of “*Transportation Research Part B*” (AC=37.84) and “*Transportation Science*” (AC=37.38) and “*Transportation Research Part C*” (AC=29.06) score the highest. When normalised for the age of publications, these three journals still stand out the most in addition to “*Analytic Methods in Accident Research*”.

5. Keyword, title and abstract analysis of transportation articles

One approach to objectively identify segments of transportation literature, perhaps at the most aggregate level, is by identifying patterns and frequencies of the occurrence of terms in the titles, abstracts and keyword lists of its articles. Keyword lists as well as title and abstracts of all N=49,543 ‘Transportation’ articles were analysed for this purpose. Figures 5 and 6 respectively show networks of term co-occurrence of these two sets of analyses. In both maps, the size of node visualisation associated with each term is proportional to the frequency of occurrence of that term in keyword lists of ‘Transportation’ articles or in their title and abstracts (depending on which map is considered). Terms that frequently co-occur, i.e. occur jointly in the same article, are generally visualised in closer proximity and form clusters. Both maps are supplemented with hybrid maps, at smaller size representing average year of publication (left) and average number of citations (right) of their articles of origin.

Interestingly, both analyses resulted in only four major clusters of frequently co-occurred terms. This points to the presence of four major divisions of transportation studies. A closer inspection of the content of individual clusters reveals that one cluster is associated with studies of “network analysis and traffic flow” (shown red), one cluster predominantly loaded with terms associated with “economics of transportation and logistics” (shown purple), one predominantly associated with “travel behaviour” studies (shown blue) and one predominantly associated with “road safety” studies (shown orange). Table 1 lists the most frequent terms associated with each cluster, extracted from keywords lists as well as titles and abstract of their underlying articles. These terms provide an abstract characterisation of the nature and diversity of topics of studies within each major division of transportation research.

Table 1 Most frequent terms associated with each major cluster of ‘Transportation’ publications.

ID	Colour	Topic	Top keywords	Further top terms from titles and abstracts
#1	red	network analysis and traffic flow	model, optimisation; algorithm; congestion; simulation (model); route choice; networks; network design; (travel) time; information; uncertainty; reliability; constraint; traffic assignment; user equilibrium; route choice; solution; cell transmission; traffic flow	path; congestion; delay; road network; capacity; uncertainty; schedule; traffic condition
#2	purple	economics of transportation and logistics	demand; management; competition; impact; cost; price; service (quality); efficiency; productivity; industry; infrastructure; policy; ownership; emission; willingness-to-pay; preferences; market; consumer satisfaction; planning; investment; growth; logistics; supply chain; port; freight transport; airline; shipping; container; carriers; terminal; (transport) policy	company; investment; incentive; electric vehicle; flight; hub; environmental impact; delivery
#3	blue	travel behaviour	Travel; travel behaviour; public transport; transit; mobility; accessibility; equity; density; land-use; urban form; city; GIS; residential self-selection; mode choice; car ownership; commuting; built environment; environment; perceptions; health; walking; cycling; bicycle; physical activity	Resident; school; neighbourhood; travel pattern; habit; intention; car use
#4	orange	Road safety	Behaviour; performance; (road/traffic) safety; risk; (old/young/novice) drivers; attitudes; injury; (injury/crash) severity; statistical analysis; prediction; frequency; heterogeneity; crashes; alcohol; speed; vehicle; pedestrian; children; adults; adolescents; mortality; planned behaviour; fatigue; attention; distraction; (driving) simulator; validation; personality; drinking & sensation seeking	Intervention; questionnaire; score; predictor; crash data; intersection

Both maps suggest that the cluster of “travel behaviour” is one that represents the youngest articles among the four major clusters. Some of the youngest prominent themes of studies in transportation are represented by the keywords of this cluster, terms such as “built environment” (2016.33)¹, “physical activity” (2016.26), “residential self-selection” (2016.20), “active travel” (2016.88), “active transport” (2016.28) and “walking” (2015.88).

Within the “transport economics and logistics” cluster, the youngest prominent keywords are “electric vehicles” (2016.57), “high-speed rail” (2016.39) “CO2 emissions” (2016.08), “carbon emission” (2015.62) and “infrastructure” (2015.83). In the “traffic assignment and traffic flow” cluster, notable keywords such as “autonomous vehicle” (2018.61), “automated vehicle” (2018.79), “adaptive cruise control” (2017.34), “resilience” (2017.52), and “robustness” (2016.06) are the youngest ones. The road safety cluster is comprised of many old key terms compared to other clusters (terms such as “alcohol” (2010.47) or “drinking” (2010.83)). Among the youngest keywords of the “road safety” cluster, items such as “situation awareness” (2016.26), “statistical analysis” (2016.91), “unobserved heterogeneity” (2016.62), “driver injury severity” (2016.38), “texting” (2016.13), “mobile phone use” (2016.96), “automated driving” (2018.09) and “naturalistic driving study” (2017.48) reflect recurring themes of youngest articles.

The most cited keywords (those whose studies of origin have received the largest counts of citation) within each cluster are “vehicle routing” (48.69)², “tabu search” (41.66) and “heuristics” (39.87) (*network and traffic flow* cluster), “mixed logit” (35.31), “supply chain management” (30.43) and “freight transportation” (30.18) (*transport economics and logistics* cluster), “journey” (33.95), “land use” (32.60) and “urban form” (29.36)

¹ Numbers in parentheses present average publication year.

² Numbers in parentheses present average number of citations.

(*travel behaviour* cluster), “risky driving” (35.06), “accident risk” (34.08) and “sensation seeking” (30.28) (*road safety* cluster). Generally, most of the keywords whose studies have received the largest counts of citations are concentrated in the *road safety* and *network and traffic flow* clusters compared to the other two clusters (and even more so in the former).

The bibliographic coupling analysis in the previous section identified four distinct clusters of journals with thematically similar articles. One may ask whether any of the four clusters of journals is linked predominantly to any of the four clusters of articles. In order to investigate this question, articles of journals in each cluster were isolated from the rest of ‘Transportation’ articles and their keywords were analysed separately. Figure 7 shows the outcome in a density view map where hotter colours represent concentration of keywords with higher frequency. Parts (1)-(4) respectively correspond with journal clusters #1 to #4 as identified in Section 4. The analysis does, in fact, indicate a noteworthy association between the clusters of journals and the clusters of article themes as determined by their key terms. Articles of journals that identify with cluster #1 show a high frequency of terms associated with the “travel behaviour” division of articles. Articles of cluster #2 journals present many shared keywords with the cluster representing “economics of transportation and logistics”. Cluster #3 journals appear to have published many articles linked to “traffic assignment and traffic flow” division. And cluster #4 journals have predominantly published “road safety” articles. So, while a perfect relation may not exist between clusters of journals and articles (as determined by the co-occurrence of their key terms), there is a close association between the two sets of clusters. This observation further reinforces the idea that the transportation literature, at the most aggregate level, is best characterised by four major divisions.

6. Author bibliographic coupling and collaborations in the literature

Authors in the transportation literature were also clustered based on the similarity of article reference lists. Figure 8 presents this bibliographic coupling relationship of authors in a network-view mode where node sizes are proportional to the number of documents from the author as published in ‘Transportation’ journals. Many authors have published across multiple divisions of the transportation field, so there is no expectation that the clusters match exactly those of the previous four clusters, identified through term co-occurrences, though as we will show, a certain level of association does exist. Here, five major clusters of authors were identified based on the similarity of their referencing.

In order to draw some tangible identity for these clusters on an objective basis, the top ten published authors of each cluster were identified, and their Google Scholar accounts (or if not available, their Scopus author accounts) were examined to record the topics to which they contributed. Based on these self-specified research interests and topics, we were able to determine an overarching label for each cluster of transportation authors. Outcomes have been summarised in Table 2. Although, each author technically identifies with a single cluster when the bibliographic coupling algorithm of VOSviewer is applied, the map shows some authors that are closely associated with more than one cluster. For example, publications of “Wong, S. C.” are strongly coupled with publications of authors across both clusters #2 and #4. Similarly, publications of “Bhat, Chandra R.” have strong similarities with those of authors across clusters #1 and #4. And a third author whose publications has such feature is “Timmermans, Harry” whose publications are coupled with those of several authors from clusters #1 and #2. The strongest cross-cluster degree of bibliographic coupling in transportation literature is observed between publications of “Meng, Qiang” and “Yang, Hai” followed by publications of “Bhat, Chandra R.” and “Eluru, Naveen”.

Among authors whose publications are the relatively youngest (i.e. averaging 2017 or later) those with largest numbers of publications within each cluster are “Cats, Oded” (n=51, AY=2017.88); “De Vos, Jonas” (n=31, AY=2017.87) (cluster #1); “Van Arem, Bart” (n=49, AY=2017.18); “Jiang, Rui” (n=30; AY=2017.63) (cluster #2); “Oviedo-Trespalacios, Oscar” (n=25, AY=2018.52); “De Gruyter, Chris” (n=23, AY=2018.00) (cluster #3); “Lee, Jaeyoung” (n=53, AY=2017.71); “Liu, Jun” (n=33, AY=2017.38) (cluster #4); “Wang, Kun” (n=38; AY=2017.61); “Li, Ye” (n=38, AY=2017.33) (cluster #5).

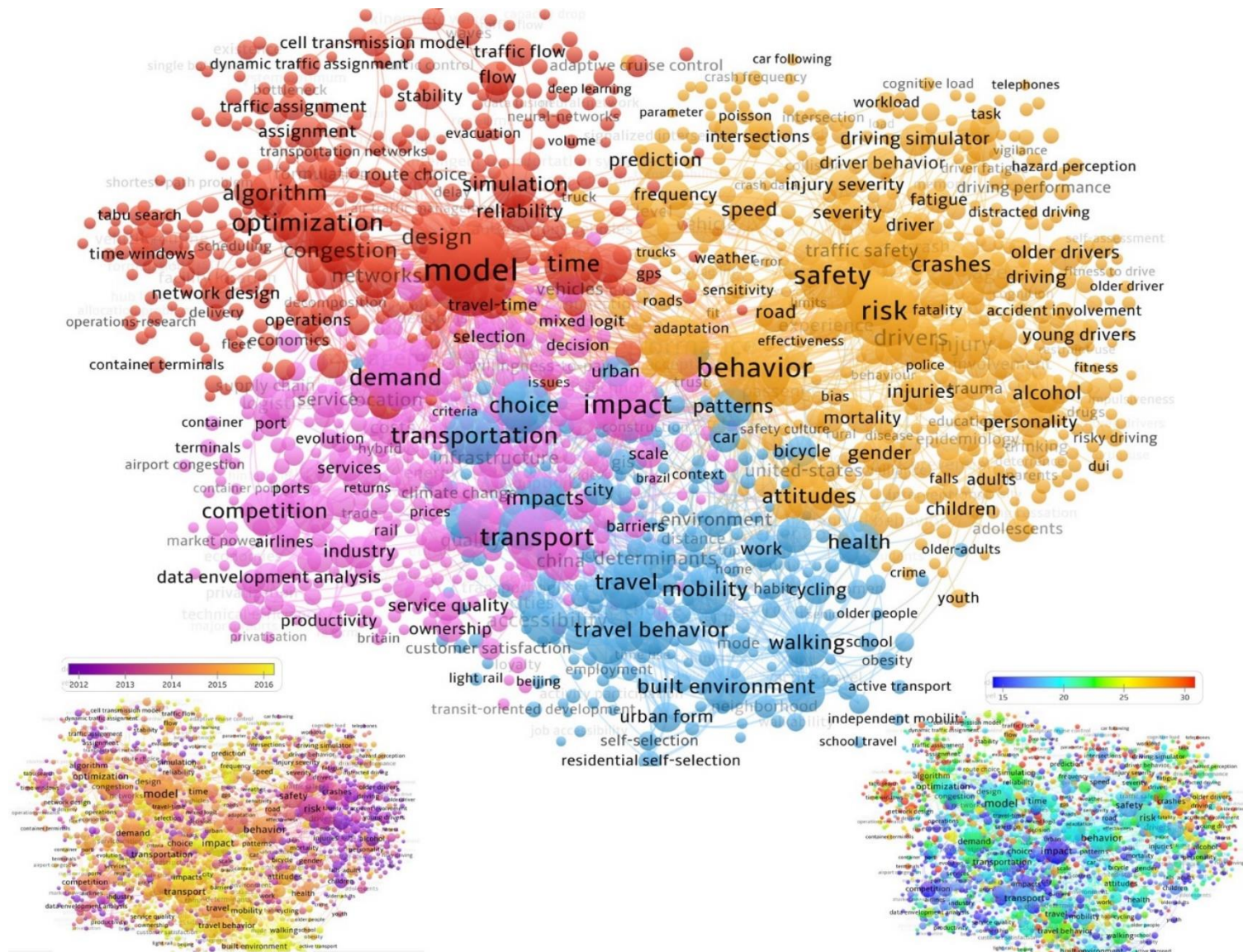


Figure 5 Keyword co-occurrence in transportation literature. Top left: overlay with average publication year. Top right: overlay with average citation.

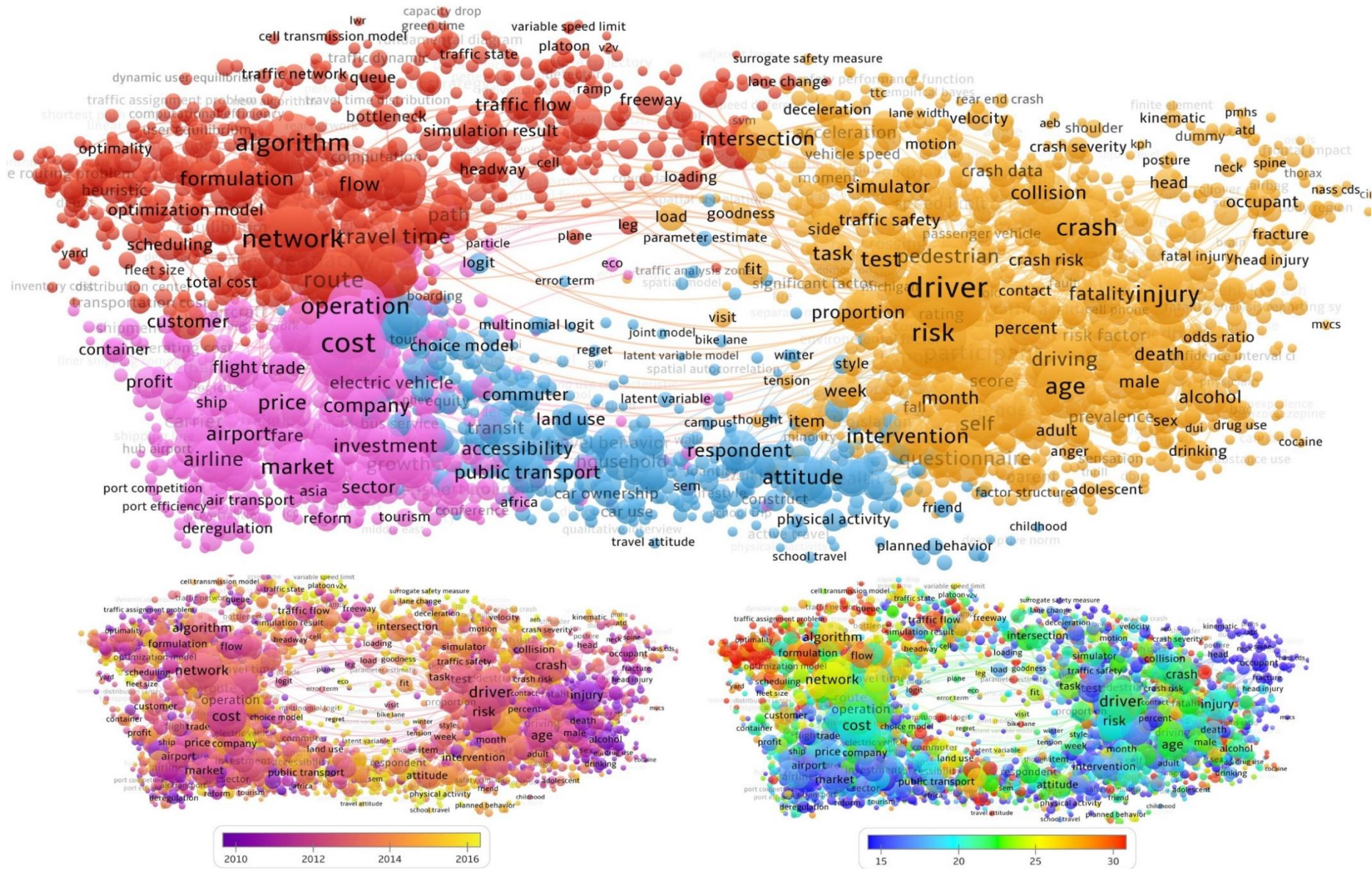


Figure 6 Term co-occurrence in the title and abstracts of articles in transportation literature. Bottom left: overlay with average publication year. Bottom right: overlay with average citation.

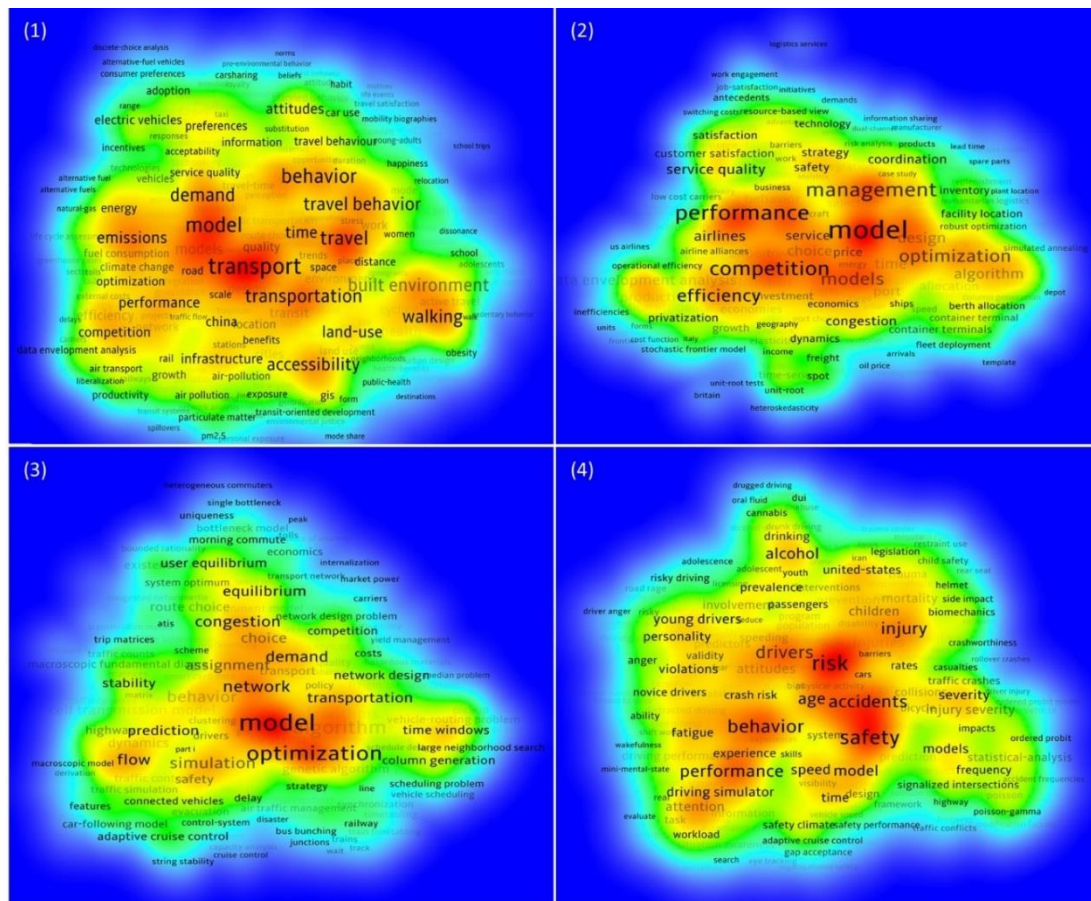


Figure 7 Maps of keywords of articles of cluster #1, #2, #3 and #4 ‘Transportation’ journals.

Table 2 Clusters of bibliographically coupled authors in transportation literature.

Cluster	Label	Ten most published authors (no. of doc.)	Ten most cited authors (no. of citations)
Cluster #1 (grey) n=311	Travel behaviour, public transport & transport economics	Hensher, David (246); Timmermans, Harry (138); Bhat, Chandra R. (122); Ortuzar, Juan De Dios (89); Van Wee, Bert (89); Axhausen, Kay W. (86); Mokhtarian, Patricia L. (85); Hess, Stephane (82); Currie, Graham (78); Mulley, Corinne (75)	Hensher, David (9757); Bhat, Chandra R. (7198); Mokhtarian, Patricia L. (5921); Axhausen, Kay W. (2881); Kockelman, Kara M (2696); Rose, John M. (2646); Kitamura, R (2439); Golob, TF (2411); Banister, David (2248); Ortuzar, Juan De Dios (2236)
Cluster #2 (red) n=237	Network modelling, optimisation & traffic flow	Yang, Hai (187); Wong, S. C. (165); Lam, William H. K. (131); Daganzo, CF (110); Lo, Hong K. (101); Bell, Michael G. H. (83); Gao, Ziyou (77); Huang, Hai-Jun (76); Szeto, W. Y. (76); Wang, Wei (75)	Daganzo, CF (9621); Yang, Hai (8979); Wong, S. C. (5064); Lam, William H. K. (3762); Lo, Hong K. (3743); Bell, Michael G. H. (3737); Geroliminis, Nikolas (3381); Mahmassani, Hani S. (3067); Huang, Hai-Jun (2738); Yin, Yafeng (2282)
Cluster #3 (yellow) n=220	Traffic psychology & driving behaviour	Williams AF (116); Wets, Geert (72); Prato, Carlo G. (61); Brijs, Tom (59); Lajunen, Timo (57); Watson, Barry (52); Ozkan, Turker (43); Delhomme, Patricia (40); Lenne, Michael G. (38); Brown, Julie (37)	Williams AF (3993); Lajunen, Timo (1961); Watson, Barry (1458); Mccartt, Anne T. (1439); Summala, H (1398); Wets, Geert (1393); Prato, Carlo G. (1084); Lenne, Michael G. (975); Shinar, David (895); Brijs, Tom (887)
Cluster #4 (orange) n=161	Road transportation safety & traffic safety	Abdel-Aty, Mohamed (148); Mannering, Fred (87); Elvik, Rune (76); Eluru, Naveen (73); Sayed, Tarek (70); Huang, Helai (66); Yan, Xuedong (61); Yannis, George (60); Washington, Simon (57); Lee, Jaeyoung (53)	Mannering, Fred (7756); Abdel-Aty, Mohamed (4323); Lord, Domanique (2642); Eluru, Naveen (2332); Washington, Simon (2047); Mohammed A. (1978); Huang, Helai (1715); Elvik, Rune (1403); Wang, Yin Hai (1313); Yan, Xuedong (1154)
Cluster #5 (green) n=71	Port and maritime logistics/economics & logistics and supply chain	Meng, Qiang (139); Zhang, Anming (85); Rietveld, Piet (82); Wang, Shuaian (82); Laporte, Gilbert (58); Oum, TH (57); Lam, Jasmine Siu Lee (53); Fu, Xiaowen (50); Sheu, Jiuh-bing (50); Hansen, Mark (49)	Meng, Qiang (4468); Rietveld, Piet (3630); Laporte, Gilbert (3172); Wang, Shuaian (2154); Oum, TH (2062); Zhang, Anming (1582); Sheu, Jiuh-bing (1487); Nikkamp, P (1446); Ropke, Stefan (1227); Lee, Der-hong (1179)

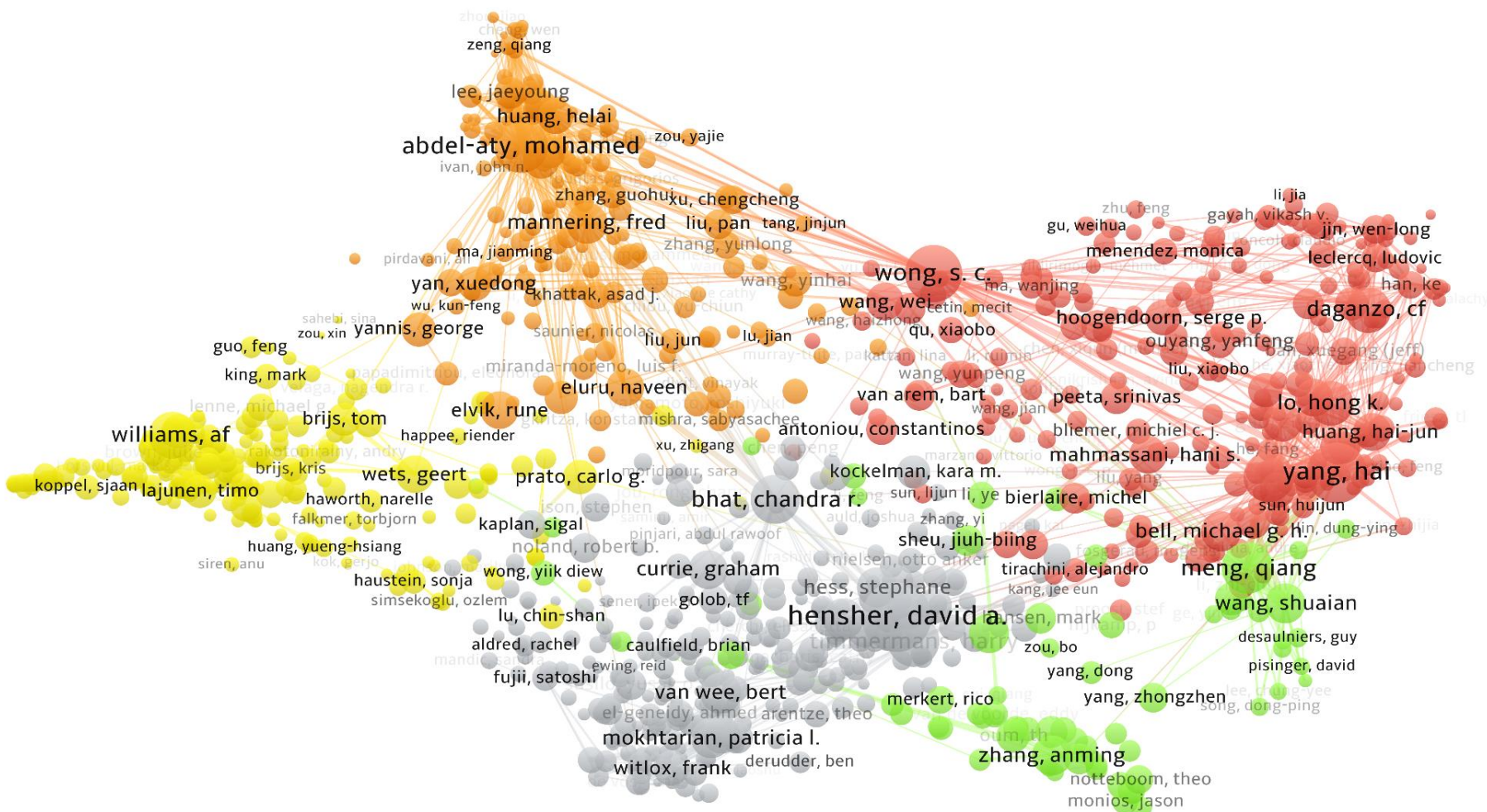


Figure 8 Bibliographic coupling of authors in transportation literature.

Further analyses were undertaken to identify emerging influential authors of each division. In doing so, authors whose average year of transportation publications were 2017 or later were considered and, within each cluster, authors with largest *normalised citation* count were identified and listed in Appendix C. Some clusters had a higher concentration of emerging authors but in certain clusters, particularly cluster #5 (port and maritime logistics), only a few emerging authors could be distinctly identified.

The network of collaboration between transportation authors is also analysed and is presented in Figure 9 where thickness of the links indicates the frequency of co-authorships between authors. In order to produce a map with sufficient clarity, the analysis was limited to authors with a minimum of 25 transportation documents and minimum of 250 citations to such documents. A total of 21 clusters of co-authorships were identified. The strongest links of co-authorships in transportation literature (i.e., the largest *link strengths* (LS)) is identified between the following pairs of authors: “Brijs, Tom” and “Wets, Geert” (LS=45); “Abdel-Aty, Mohamed” and “Lee, Jaeyoung” (LS=44); “Hensher, David A.” and “Rose, John M.” (LS=37); “Meng, Qiang” and “Wang, Shuaian” (LS=33) and “Timmermans, Harry” and “Rasouli, Soora” (LS=32). Also, authors with strongest degrees of collaborations with other authors within this set of authors are (i.e.; those with largest *total link strengths* (TLS)): “Wong, S. C.” (TLS=138); “Yang, Hai” (TLS=131); “Hensher, David A.” (TLS=119); “Abdel-Aty, Mohamed” (TLS=117); “Meng, Qiang” (TLS=117); and “Timmermans, Harry” (TLS=106). Node sizes of Figure 9 are proportional to the total link strength of each author. Often, authors with larger number of publications have larger total link strengths too. A metric that can represent the diversity of co-authorships of an author is the *number of links* that originate from each node. This represents the number of major authors (authors on the map) with whom each author has collaborated on their transportation articles. Appendix D lists all authors affiliated with each of the 21 clusters of co-authorships along with their number of links and total link strengths. The network of collaboration in transportation literature aggregated to the level of organisations/institutes can be viewed in the Online Supplementary Material.

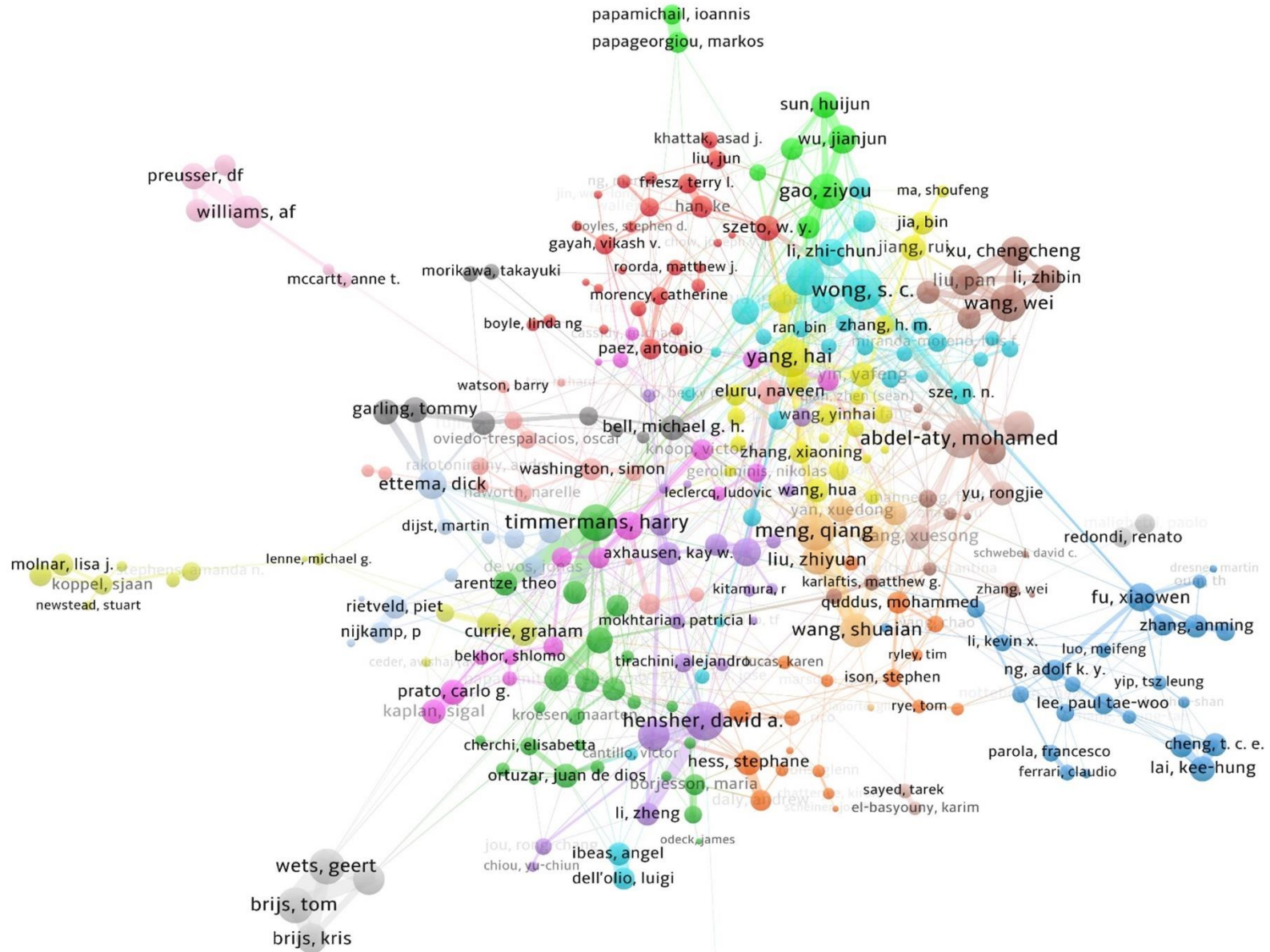


Figure 9 Co-authorships in transportation literature. Node sizes are based on total link strength.

7. Temporal trends, most influential studies and article co-citation patterns in transportation literature

7.1. The notions of co-citation, global and local citation, and citation bursts

In order to provide a finer-grained level of insight into different streams of transportation research (compared to the previous macro-level analyses) and to identify temporal patterns, also in order to identify the most influential studies within each stream of this research, we applied the ground-breaking article co-citation methodology of [Chen \(2004\)](#) for visualising knowledge domains, as implemented in CiteSpace ([Chen, 2006](#)). Co-citation is a form of document coupling defined as the frequency with which two documents are cited together by third publications ([Boyack and Klavans, 2010](#); [Haghani and Varamini, 2021](#); [Small, 1973](#)).

Consider two documents A and B conceptually illustrated in Figure 10. If article X cites both A and B, this qualifies as an instance of co-citation of documents A and B. The more such citing documents exist (like Y and Z), the stronger the co-citation relationship is between A and B, and the more likely that they are strongly coupled and thematically similar. Articles A and B are called *cited articles* and X, Y and Z are referred to as *citing articles*. By this definition, the publication year of the citing articles has to be equal or greater than the publication year of A and B, whichever is the oldest. Groups of articles that are frequently co-cited can form a cluster, and when the size of such cluster is substantial enough, it could represent a stream of research activity within a field. In the case of our study, each citing article is necessarily a transportation article, i.e. one of the 49,543 articles collectively published by ‘Transportation’ journals. The cited articles, however, could include publications outside the transportation domain, although they will predominantly reside within transportation. The methodology of [Chen \(2004\)](#) “derives a sequence of co-citation networks from a series of equal-length time intervals”. Here, the length of each interval is a year. These networks could subsequently be visualised in a panoramic or time-line view where intellectually significant articles can be visualised based on visually salient features. In reference to Figure 10, if we assume that X, Y and Z are all transportation articles, then each citation from them to A or B is a *local citation* from within the field of transportation, distinct from a general count of citation that A or B might have received globally from any article (i.e., transportation and non-transportation articles combined); i.e. *global citation* count.

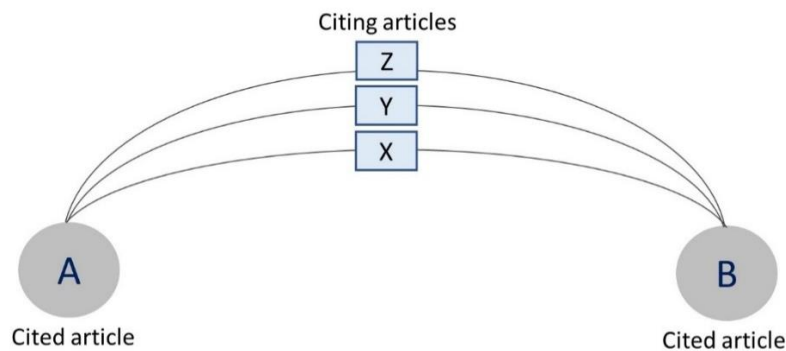


Figure 10 Illustration of the notion of document co-citation.

The visualisation of articles in a co-citation map is such that the size of the node representing an article is proportional to the number of local citations to that article, as a measure of the impact of that article within the field of interest, here, transportation. Appendix E lists the 30 articles with the largest global citations count, Appendix F lists the top three most cited articles of each ‘Transportation’ journal based on their global citation count, and Appendix G lists the most cited review articles.

Our analyses, from this point onwards, will exclusively focus on citations from within the field, that is, local citations. Another metric of impact that carries a temporal component is the rate at which (local) citations to individual documents accumulate. Substantial surge in the rate of citation to a document is referred to as *citation burst* and could be an indicator of emerging or hot topics during a certain period of time. Here, the algorithm of [Kleinberg \(2003\)](#) as implemented by CiteSpace is employed for identifying citations bursts.

Articles to which a citation burst has been recorded could also be saliently visualised in a network map of document co-citation. Here (in Figures 11 and 12), red circles represent articles with bursts of citation. A burst of citation is defined by three characteristics: the begin year, the end year (and thereby, a duration), and the strength of burst. Setting a minimum of three years for the duration of bursts, a total of 779 references with citation bursts were identified. Table 3 and Table 4 list the 10 articles in transportation (books excluded) with the strongest and longest citation bursts, respectively. Table 5 also lists the top 20 (books excluded) articles of transportation literature that have received the largest counts of citation from other transportation documents; i.e. most cited within the field. Noting that these cited references could be those published by ‘Transportation’ journals or otherwise, we use these outcomes to establish *influential outsiders* of transportation literature; i.e., references published by non-transportation journals that have been frequently cited by articles published by ‘Transportation’ journals. We mark such references with a † sign next to the author’s name in tabulations throughout these analyses. Interestingly, most of the highly cited references of transportation literature are, in fact, found to be outsider articles. Similarly, three references with the longest burst of citation in transportation ([Peltzman, 1975](#); [Small, 1982](#); [Williams, 1977](#)) are outsider articles. These outsiders will be further analysed in Section 8 after presenting outcomes of clustering for co-cited articles.

Table 3 References with longest bursts of citation in transportation literature.

Author(s) (year)	Title	Journal	Begin	End	Dur. (yrs)	Strength
Peltzman (1975) †	The effects of automobile safety regulation	Journal of Political Economy	1977	2009	33	14.7001
Baker et al. (1974) †	The injury severity score: a method for describing patients with multiple injuries and evaluating emergency care	Journal of Trauma and Acute Care Surgery	1981	2011	31	18.3435
Williams (1977) †	On the formation of travel demand models and economic evaluation measures of user benefit	Environment and Planning A	1980	2008	29	26.899
Manski (1977) †	The structure of random utility models	Theory and Decision	1982	2009	28	7.1597
Evans (1976)	Derivation and analysis of some models for combining trip distribution and assignment	Transportation Research	1980	2006	27	22.4195
Walters (1961) †	The Theory and Measurement of Private and Social Cost of Highway Congestion	Econometrica	1986	2010	25	17.4472
Fisk (1980)	Some developments in equilibrium traffic assignment	Transportation Research Part B: Methodological	1982	2005	24	14.4249
Abdulaal and LeBlanc (1979)	Continuous equilibrium network design models	Transportation Research Part B: Methodological	1983	2005	23	5.8058
Mannering and Winston (1985) †	A dynamic empirical analysis of household vehicle ownership and utilization	The RAND Journal of Economics	1987	2009	23	13.2412
Fisher (1981) †	The Lagrangian relaxation method for solving integer programming problems	Management Science	1989	2010	22	6.6206

Table 4 References with strongest bursts of citation in transportation literature

Author(s) (year)	Title	Journal	Begin	End	Dur. (yrs)	Strength
Mannering et al. (2016)	Unobserved heterogeneity and the statistical analysis of highway accident data	Analytic Methods in Accident Research	2017	2020	4	49.7725
Smith (1979b)	The existence, uniqueness and stability of traffic equilibria	Transportation Research Part B: Methodological	1982	2001	20	38.4623
Small (1982)[†]	The scheduling of consumer activities: work trips	The American Economic Review	1986	2012	27	36.9685
LeBlanc et al. (1975)	An efficient approach to solving the road network equilibrium traffic assignment problem	Transportation Research	1979	1995	17	32.3890
Dafermos (1980)	Traffic Equilibrium and Variational Inequalities	Transportation Science	1982	2002	21	31.5640
Zohar (1980)[†]	Safety climate in industrial organizations: theoretical and applied implications	Journal of Applied Psychology	2003	2013	11	31.1641
Chen et al. (2000)[†]	Carrying Passengers as a Risk Factor for Crashes Fatal to 16- and 17-Year-Old Drivers	JAMA	2003	2011	9	29.1020
Williams (2003)	Teenage drivers: patterns of risk	Journal of safety research	2006	2014	9	28.8703
Mannering and Bhat (2014)	Analytic methods in accident research: Methodological frontier and future directions	Analytic Methods in Accident Research	2016	2020	5	28.5210
Hensher and Greene (2003)	The Mixed Logit model: The state of practice	Transportation	2005	2013	7	27.9027

Table 5 Top locally cited references in transportation literature

Author(s) (year)	Title	Journal	LCC
Ajzen (1991) [†]	The theory of planned behavior	Organizational Behavior and Human Decision Processes	721
Ewing and Certero (2010) [†]	Travel and the built environment: a meta-analysis	Journal of the American Planning Association	511
Richards (1956) [†]	Shock Waves on the Highway	Operations Research	455
Vickrey (1969) [†]	Congestion theory and transport investment	The American Economic Review	420
Lord and Mannering (2010)	The statistical analysis of crash-frequency data: A review and assessment of methodological alternatives	Transportation Research Part A: Policy and Practice	412
Certero and Kockelman (1997)	Travel demand and the 3Ds: Density, diversity, and design	Transportation Research Part D: Transport and Environment	400
Daganzo (1994b)	The cell transmission model: A dynamic representation of highway traffic consistent with the hydrodynamic theory	Transportation Research Part B: Methodological	388
Reason et al. (1990) [†]	Errors and violations on the roads: a real distinction?	Ergonomics	345
Lighthill and Whitham (1955) [†]	On kinematic waves II. A theory of traffic flow on long crowded roads	Proc. of the Royal Society of London. Series A. Mathematical and Physical Sciences	330
Daganzo (1995b)	The cell transmission model, part II: Network traffic	Transportation Research Part B: Methodological	308
Small (1982) [†]	The scheduling of consumer activities: work trips	The American Economic Review	303
Wardrop (1952) [†]	Road paper. some theoretical aspects of road traffic research	Proceedings of the institution of civil engineers	299
Charnes et al. (1978) [†]	Measuring the efficiency of decision making units	European Journal of Operational Research	298
Geurs and van Wee (2004)	Accessibility evaluation of land-use and transport strategies: review and research directions	Journal of Transport Geography	294
Kahneman (1979)	Prospect theory: An analysis of decisions under risk	Econometrica	291
McFadden and Train (2000) [†]	Mixed MNL models for discrete response	Journal of Applied Econometrics	264
Hu and Bentler (1999) [†]	Cutoff criteria for fit indexes in covariance structure analysis: Conventional criteria versus new alternatives	Structural Equation Modeling: A multidisciplinary journal	255
Mannering and Bhat (2014)	Analytic methods in accident research: Methodological frontier and future directions	Analytic Methods in Accident Research	252
Steg (2005)	Car use: lust and must. Instrumental, symbolic and affective motives for car use	Transportation Research Part A: Policy and Practice	248
Aarts and van Schagen (2006)	Driving speed and the risk of road crashes: A review	Accident Analysis and Prevention	240

7.2. The network and visualisation of document co-citation

Outcomes of the document co-citation analysis, and the respective clusters of co-cited documents, have been visualised in Figure 11, while a corresponding timeline view visualisation is presented in Figure 12. The time span for this analysis has been set to 1970-2020, and the number of look-back years is unlimited, meaning that when analysing each citing article, every single reference cited by each article has been considered regardless of how old the reference has been compared to the publication date of the citing article itself. The criterion for the selection of articles for visualisation is *g-index* ([Egghe, 2006](#)) as the standard and default criterion of CiteSpace. The duration of time slices is one year. Each node represents a selected cited article while links indicate the existence of notable co-citation relation between articles. The size of each node is proportional to the number of local citations to the article that it represents. Note that for the purpose of clarity of visualisation, articles labels have not been shown individually (except for the top two most locally cited items of each cluster, in Figure 11). An overlay of a red circle means that the article has also a burst of citation recorded to it. The size of such red circle is proportional to the duration of the burst. The networks presented in Figures 11 and 12 each include 3,392 nodes and 17,324 links. Links are colour-coded in a way that it reflects the average year of the cited references of the cluster that they belong to, with darker colours representing older clusters.

The clustering algorithm of CiteSpace has been applied to identify the clusters of co-cited references. In total, 22 major clusters were identified. Note that the exact count of such clusters does not matter, as there may be several small and insignificant clusters that are outputted too. Each cluster is assigned an identification number, and smaller numbers generally represent more populated clusters. Note that some clusters may be found too small and therefore insignificant and as a result, may not be visualised or receive a label or identification number. Hence, as the identification numbers increase, some discontinuity could be detected in the list of clusters. In order to give certain degrees of insight into the nature/theme of each cluster, Citespace assigns a label by applying a *log-likelihood (LL) ratio* algorithm to noun phrases extracted from the titles of the citing articles of each cluster. If a noun phrase, for example, is repeated in title of several citing articles of a cluster, especially those that have cited many of the references of that cluster (i.e., citing articles with highest *coverage* of the references of the cluster), it will then be likely that the phrase be chosen as the *label* of that cluster. While such labelling is a standard way of assigning an abstract and objectively determined descriptor to clusters, it should be noted that these labels are merely a highly abstract identification and do not specify the exact theme of the entire cluster. Therefore, one should not read too much into the cluster label per se, rather, a series of terms with highest LL scores should be considered in relation with each cluster in order to have a more accurate insight about the nature of the cluster. For example, a label such as *driving anger* (cluster #1) only indicates that the cluster is representative of a road safety-related stream of research, while it may contain a variety of topics within itself, as opposed to being exclusively about driving anger. In this specific case, the noun phrase *driving anger* has been detected in the title of 12 individual citing articles of cluster #1 (articles that also display a relatively high coverage of the cited items of this cluster in their list of references). Therefore, this noun phrase has received the highest LL ratio score among other noun phrases of the citing articles of this cluster and has been chosen as the label/descriptor of the cluster. However, the cluster itself represents a variety of topics such as *young driver* (n=23); *driving behaviour* (n=20); *risky driving* (n=16); *aggressive driving* (n=7); *teenage driver* (n=6); *accident involvement* (n=3). The numbers within parentheses show the number of citing articles of this cluster in which the noun phrase has occurred. Therefore, all one could infer from this set of terms is that this cluster represents sub-topics of driving behaviour within a broader division of road safety studies.

The quality of the clustering in the network is assessed by two common metrics: the *Modularity Q* and the *Silhouette Score (SS)*. In both cases, values closer to 1 represent a better clustering quality. In the case of the network representing the transportation literature, the Modularity Q is 0.8391 which is a relatively high number. The SS associated with each cluster has been reported in Table 6 along with the *Size (S)* and *Mean Year (MY)* of the cited references of each cluster, top terms and most influential references of each cluster. The list of most influential items includes references with strongest citation bursts as well as those that are highly cited but may not have had a burst of citation. This is to ensure that highly influential articles of each cluster that have acquired their citations steadily (without any burst) are not missed. There is no absolute criterion or cut-off point for identifying such articles, considering that the average citation counts vary significantly across clusters. Some clusters are composed of many highly cited articles whereas the average of citation count for another cluster could be much smaller. Therefore, influential items should be regarded as such within the stream of research that their respective cluster represents. The protocol that was followed includes sorting the cited references based on the strength of the citation bursts, set a cut-off point within the cluster and after that, searching for items with no burst or small burst but very large citation count in the cluster. Most often, items with strong bursts are also highly cited items of the cluster too, but exceptions do exist, and the abovementioned protocol ensures that such influential items are identified. Table 6 also lists citing articles of each cluster that have had the highest amount of coverage of the references of that cluster. These are articles that have contributed the most to the creation of that cluster. These items could be more recently published articles with not many citations recorded to them. The list could be a good indicator of whether the cluster is alive or largely extinct. When top high coverage citing articles of a cluster are all items dating back to 1980s and 1990s (e.g. cluster #3), for example, this is a sign that the cluster is no longer active. On the contrary, a cluster whose high coverage citing articles are all 2019 and 2020 items could represent a likely hot topic.




Figure 11 Network of document co-citation of transportation literature.

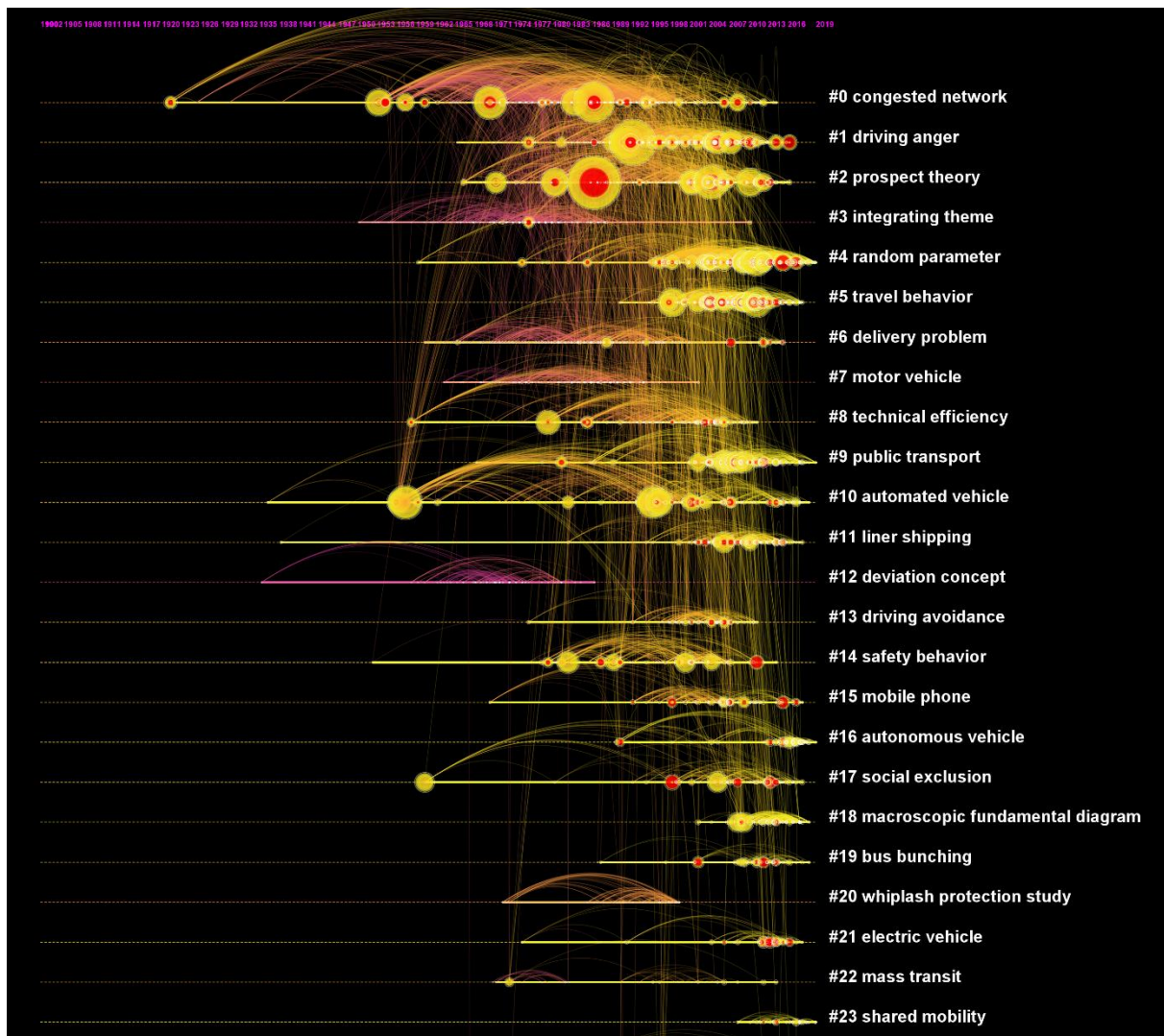


Figure 12 Timeline view network of document co-citation of transportation literature.

Table 6 Clusters of co-cited articles in transportation literature. † and * respectively indicate books and outsider articles of transportation literature.

ID	Size (S), Mean Year (MY), Silhouette Score (SS)	Label and top terms based on LL ratio	Most influential cited references of the cluster	Citing articles with highest coverage of the cluster
0	S=374 MY=1983 SS=0.820	congested network ; transit network; road pricing; elastic demand; origin-destination matrices; traffic assignment problem; route guidance; bottleneck congestion; modal split; route choice; user equilibrium	Vickrey (1969) †; Beckmann et al. (1955) *; Sheffi (1985) *; Small (1982) †; Wardrop (1952) †; Dial (1971) ; Daganzo et al. (1977) ; Pigou (2013) *; Small et al. (2007) *; Arnott et al. (1993) †; Arnott et al. (1990) †; Yang and Bell (1998) ; Smith (1979a) ; LeBlanc et al. (1975) ; Dafermos (1980)	Liu and Szeto (2020)
1	S=267 MY=1997 SS=0.878	driving anger ; young driver; driving behaviour; risky driving; teenage driver; driving experience; accident involvement; aggressive driving; driver licensing; planned behaviour	Ajzen (1991) †; Evans (1991) *; Williams (2003) ; Jonah (1997) ; Deery (1999) ; Parker et al. (1995) †; Elander et al. (1993) †; Ulleberg and Rundmo (2003) †; Deffenbacher et al. (1994) †; Armitage and Conner (2001) †; Reason et al. (1990) †; Aarts and van Schagen (2006) ; Cohen (1988) *	Falco et al. (2013) ; Roidl et al. (2013)
2	S=224 MY=1996 SS=0.882	prospect theory ; stated preference; stated choice survey; discrete choice model;	Ben-Akiva and Lerman (1985) *; Train (2003) *; Louviere et al. (2000) *; Hensher and Greene (2003) ; Bierlaire	Guo et al. (2020) ; van de Kaa (2010a) ; Van De Kaa (2010b)

		activity-based travel analysis; choice behaviour strategies	(2003) ; McFadden and Train (2000) [†] ; Bates et al. (2001) ; Small et al. (2005) [†] ; de Dios Ortúzar and Willumsen (2011) [*] ; Brownstone and Small (2005) ; Kahneman (1979) [†] ; Hensher et al. (2005) [*] ; Bhat (2001) ; Greene and Hensher (2003) ; Lam and Small (2001)	
3	S=209 MY=1975 SS=0.948	integrating theme ; response analysis; multinomial probit model; panel analysis; Dutch mobility panel; car ownership decision	Domencich and McFadden (1975) ; Daganzo (1979) [*] ; Hausman (1978) [†] ; Manning and Winston (1985) [†] ; DeSerpa (1971) [†] ;	Williams and de Dios Ortuzar (1982) ; Van Wissen and Meurs (1989) ; Kitamura (1990)
4	S=186 MY=2006 SS=0.971	random parameter ; injury severity; unobserved heterogeneity; rear-end crashes; statistical analysis; probit model; mixed logit model; driver-injury severities	Lord and Mannering (2010) ; Mannering et al. (2016) ; Washington et al. (2020) [*] ; Mannering and Bhat (2014) ; Lord et al. (2005) ; Hauer (1997) [*] ; Savolainen et al. (2011) ; Milton et al. (2008) ; Eluru et al. (2008) ; Abdel-Aty and Radwan (2000) ; Anastasopoulos and Mannering (2009) ; Spiegelhalter et al. (2002) [†] ; Bhat (2003)	Hamed and Al-Eideh (2020) ; Al-Bdairi et al. (2020) ; Islam and Mannering (2020)
5	S=176 MY=2006 SS=0.956	travel behaviour ; residential self-selection; transit-oriented development; land use; physical activity; travel mode choice; travel attitude; bicycle facilities; car ownership; environment effect	Ewing and Cervero (2010) [†] ; Cervero and Kockelman (1997) ; Saelens and Handy (2008) [†] ; Woodcock et al. (2009) [†] ; Elvik (2009) ; Van Acker and Witlox (2010) ; Saelens et al. (2003) [†] ; Jacobsen (2015) ; Pucher et al. (2010) [†] ; Kitamura et al. (1997) ; Heinen et al. (2010) ; Golob (2003) ; Pucher and Buehler (2008) ; Handy et al. (2005) ; Ewing and Cervero (2001) ; Cao et al. (2009a) ; Mokhtarian and Cao (2008)	Oppong-Yeboah and Gim (2020) ; Wang et al. (2020)
6	S=175 MY=1986 SS=0.957	delivery problem ; routing problem; dynamic pickup; exact algorithm; scheduling problem; city logistics; routing model; tree network; freight transport system	Bodin (1983) [†] ; Bektas and Laporte (2011) ; Ahuja et al. (1993) [*] ; Ropke and Pisinger (2006) ; Solomon (1987) [†]	Daskin (1985) ; Mitrović-Minić et al. (2004) ; Harker (1985)
7	S=159 MY=1982 SS=0.956	motor vehicle ; psychosocial factor; safety belt law; pre-school children; Honolulu motor vehicle accident; helmet effectiveness	Baker et al. (1974) [†] ; Evans (1986) ; Peltzman (1975) [†]	Viano et al. (1989) ; Webb et al. (1988)
8	S=125 MY=1995 SS=0.957	technical efficiency ; airline industry; productivity change; technical change; productivity growth; efficiency measurement; aircraft noise	Charnes et al. (1978) [†] ; Banker et al. (1984) [†] ; Oum et al. (1992) ; Gillen and Lall (1997) ; Borenstein (1989) [†] ; Farrell (1957) [†]	Haralambides et al. (2010) ; Wu and Goh (2010) ; Simões and Marques (2010)
9	S=105 MY=2006 SS=0.943	public transport ; travel satisfaction; travel experience; customer satisfaction; subjective well-being; commute satisfaction; service quality	Steg (2005) ; Sheller and Urry (2006) [†] ; Banister (2008) ; Mokhtarian and Salomon (2001) ; Lai and Chen (2011) ; Hannam et al. (2006) [†] ; dell'Olio et al. (2010) ; Hensher et al. (2003) ; Beirao and Cabral (2007)	Ingvardson et al. (2020) ; Lades et al. (2020) ; Wang et al. (2020) ; Ye et al. (2020)
10	S=96 MY=1996 SS=0.942	automated vehicle ; mixed traffic flow; cooperative adaptive cruise control; autonomous vehicle; connected automated vehicle; car-following model; human driver behaviour	Richards (1956) [†] ; Daganzo (1994a) ; Lighthill and Whitham (1955) [†] ; Daganzo (1995a) ; Shladover et al. (2012) ; Daganzo and Daganzo (1997) [*] ; Van Arem et al. (2006) [†] ; Treiber et al. (2000) [†] ; Newell (1993) ; Gipps (1981) ; Newell (2002)	Rashidi et al. (2020) ; Delpiano et al. (2020) ; Anderson and Geroliminis (2020) ; Barmponakis and Geroliminis (2020)
11	S=90 MY=2006 SS=0.989	liner shipping ; berth allocation; fleet deployment; container liner shipping	Notteboom and Rodrigue (2005) ; Stopford (2009) ; Robinson (2002) ; Meng et al. (2014) ; Christiansen et al. (2013) [†]	Lee et al. (2015) ; Wang et al. (2015b) ; Wang et al. (2015a)

		network; container port competition		
12	S=71 MY=1970 SS=0.993	deviation concept; occupational accident control; cognitive effect; collision involvement	Borkenstein (1964)* ; Komaki et al. (1978)†	Moskowitz (1985) ; Perrine (1973b)
13	S=61 MY=2001 SS=0.976	driving avoidance; medical condition; licensing authorities; off-road screening test; driver fitness; driver cohort study; driver licensing	Anstey et al. (2005)† ; Li et al. (2003) ; McGwin Jr and Brown (1999) ; Ball et al. (1998) ; Baldock et al. (2006)	Langford (2008)
14	S=55 MY=1995 SS=0.969	safety behaviour; safety behaviour; safety management; safety performance	Hu and Bentler (1999)† ; Fornell and Larcker (1981)† ; Podsakoff et al. (2003)† ; Zohar (1980)†	Jiang et al. (2010)
15	S=54 MY=2004 SS=0.991	mobile phone; driving performance; cellular phone use; naturalistic driving study; drivers' decision; cognitive distraction	Caird et al. (2008) ; Fuller (2005) ; Redelmeier and Tibshirani (1997)† ; Klauer et al. (2014)† ; McKnight and McKnight (1993) ; Dingus et al. (2016)† ; Brookhuis et al. (1991)	Oviedo-Trespalacios et al. (2020) ; McCartt et al. (2010)
16	S=52 MY=2013 SS=0.981	autonomous vehicle; self-driving vehicle; automated vehicle; autonomous electric vehicle; shared automated vehicle	Fagnant and Kockelman (2015) ; Fagnant and Kockelman (2014) ; Krueger et al. (2016) ; Bansal et al. (2016) ; Kyriakidis et al. (2015) ; Agatz et al. (2012)† ; Davis (1989)†	Narayanan et al. (2020) ; Eker et al. (2020) ; Rashidi et al. (2020)
17	S=49 MY=2006 SS=0.978	social exclusion; high-speed rail; transport disadvantage; transport equity; accessibility; social inclusion; spatial equity	Geurs and van Wee (2004) ; Hansen (1959)† ; Lucas (2012) ; Handy and Niemeier (1997)† ; Páez et al. (2012) ; Fu et al. (2012) ; Foth et al. (2013)	Allen and Farber (2020) ; Kamruzzaman and Hine (2012) ; Zhao and Cao (2020)
18	S=48 MY=2012 SS=0.988	macroscopic fundamental diagram; aggregate traffic representation; dynamic user equilibrium	Geroliminis and Daganzo (2008) ; Daganzo (2007) ; Daganzo and Geroliminis (2008) ; Geroliminis et al. (2012) ; Aboudolas and Geroliminis (2013)	Haddad and Zheng (2018) ; Guo and Ban (2020) ; Mohajerpoor et al. (2020) ; Tilg et al. (2020) ; Huang et al. (2020)
19	S=34 MY=2009 SS=0.995	bus bunching; smart card data; spatial heterogeneity; paired-line hybrid transit design; mobile payment	Pelletier et al. (2011) ; Koushik et al. (2020) ; Ma et al. (2013) ; Farahani et al. (2013)†	Jenelius (2020) ; Chen et al. (2020) ; Luo and Nie (2020)
21	S=31 MY=2009 SS=0.994	electric vehicle; charging station; vehicle body type; electric mobility; consumer preference; slow market diffusion	Rezvani et al. (2015) ; Egbue and Long (2012)† ; Hidrué et al. (2011)† ; Schuitema et al. (2010) ; Pearre et al. (2011) ; Graham-Rowe et al. (2012) ; Jensen et al. (2013)	Jin et al. (2020) ; Kim et al. (2020)
22	S=31 MY=2009 SS=0.994	mass transit; public ownership; metropolitan area; transit subsidies; parking occupancy level; varied parking tariff	Mohring (1972)†	Pucher et al. (1983)
23	S=27 MY=2015 SS=0.999	shared mobility; free-floating carsharing; internet-based ride-hailing; mode substitution effect; pick-up location	Shaheen and Cohen (2013) ; Rayle et al. (2016)	Acheampong et al. (2020) ; Nair et al. (2020) ; Tirachini et al. (2020) ; Shen et al. (2020)

7.3. Clusters of co-cited documents in transportation literature and their temporal evolution

There are readily identifiable associations between aggregate divisions of transportation studies as determined in the previous section through journal and key term analysis and the clusters of activities determined by the document co-citation patterns. Of the various streams of activities detected through the document co-citation clustering, seven clusters identify clearly with the road safety division of transportation research (clusters #1, 4, 7, 12, 13, 14, 15), six clusters are associable with the network modelling and traffic flow division (clusters #0, 6, 10, 18, 19, 23), five clusters are linked predominantly to the transport economics and logistics division

(clusters #2, 8, 11, 21, 22) and five clusters are predominantly related to the travel behaviour division (clusters #3, 5, 9, 16, 17). See Appendix H for more details.

Note that each of these individual clusters display different patterns of temporal development, as some are older (i.e., consist of older references with no recent (co)-citation occurrence) and some are younger. Also, activities of some have largely terminated or slowed down while some others are currently considered to be hot research streams in transportation studies. These temporal patterns are best identifiable through a timeline view of the network in Figure 12 along with the dynamic year-by-year development view of the network as presented in an Online Supplementary Video of this article. This video essentially visualises the temporal construction of the document co-citation network from 1970-2020 at time increments of one year. At each time slice (i.e., year), parts of the network (i.e., instances of frequent co-citation) that have occurred during that year are visualised in a visually salient way, allowing an observer to identify the streams that have been most active during each year since 1970. Appendix H also summarises the content of this visualisation in a more abstract way. It displays the periods of time during which each stream has had moderate/intense citation activities. Streams whose references are old (Figure 12) and also have not shown citation activities for several years (Appendix H) can be considered extinct. On the other hand, streams that have young references (Figure 12) as well as several young citing articles (as reflected in the last column of Table 6, or alternatively, Appendix I) constitute active or hot areas.

Cluster #0 *congested network*, for instance, representing a classic stream of transportation research linked predominately to network modelling, seems to be one of the oldest and one of the pioneering streams of activities in this field with references that go as far back as 1950s ([Beckmann et al., 1955](#); [Wardrop, 1952](#)). According to the dynamic visualisation, activities of this cluster (i.e., instances of frequent co-citation to the references of this cluster) seem to have started to notably begin since late 1979 and early 1980s. The cluster represents a stream of research that sustained throughout 1980s and constituted the primary stream of transportation research during this period. The seminal book of [Sheffi \(1985\)](#) entitled “*Urban Transportation Networks*” is the single most influential reference among the cited articles of this cluster (n=398). Following the peak of this cluster between 1980 and 1985, clusters related to transport economics, travel behaviour or network modelling, such as cluster #3 *integrating theme*, cluster #8 *technical efficiency*, or cluster #6 *delivery problem* on one hand, and certain road safety clusters such as cluster #7 *motor vehicle* or cluster #13 *driving avoidance*, on the other hand, began to emerge in parallel and started to show notable activities. During early years of the 21st century, two particular clusters seem to show notable and sustained patterns of activities (as reflected in co-citation occurrences) which could be regarded as hot topic at the time. This includes cluster #2 *prospect theory* whose major cited references are predominantly linked to discrete choice modelling studies. Among those references, the seminal book of [Ben-Akiva and Lerman \(1985\)](#) entitled “*Discrete Choice Analysis: Theory and Application to travel demand*”, as the single most locally cited reference of transportation research (n=741) has played a fundamental role. A plausible explanation for the sudden invigoration of this cluster since 2000 could be the Nobel Prize of Economics awarded to Daniel McFadden in 2000 (as a pioneering figure of this subdomain) that could have been a catalyst to this. The second hot topic during early years of the 21st century is reflected in activities a road safety cluster, #1 *driving anger*. While activities of this cluster predate 2000 and are detectable since mid-1990s, especially following the seminal publication of [Deffenbacher et al. \(1994\)](#) entitled “Development of a driving anger scale” in *Psychological Reports* (a non-transportation journal), those activities began to intensify during early years of the current century.

Skipping forward to the last five years of the development of the transportation field, we seek to identify the current hot topics of research. A year by year examination of the network discovers a number of hot areas:

- (a) One distinct cluster of road safety research, cluster #4 *random parameter*, predominantly focused on statistical analysis of road accident data;
- (b) Three clusters of travel behaviour research including cluster #5 *travel behaviour*, predominantly focused on topics of active transport, land use and residential self-selection, cluster #9 *public transport*

predominantly related to traveller experience/satisfaction and cluster #17 *social exclusion*, focused predominantly on transport/spatial equity;

(c) One cluster in the network and traffic flow domain, cluster #18 *macroscopic fundamental diagram*.

These areas show patterns associated with hot topics, in that, they have been consistently active almost every year since 2015. On the other side, the co-citation network shows less distinct but younger areas that have not yet proven a sustained level of heightened activity but have shown signs of becoming the emerging hot topics of the field. This is reflected in the activities of clusters #10 & #16 *automated/autonomous vehicle*, and cluster #21 *electric vehicle*. Cluster #23 *shared mobility* also displays patterns of becoming the newest major emerging topic.

8. Influential outsiders of transportation literature

Through the document co-citation analyses that were presented previously, we identified a cohort of articles not published by ‘Transportation’ journals per se, but frequently been cited by articles of ‘Transportation’ journals. We labelled those as *influential outsiders* of the transportation literature. Appendix I lists these outsider articles along with the division of transportation research that they most closely identify with. This determination has been made based on the content of the article itself, as well as the nature of the citing and cited articles of the cluster with which these outsiders were associated. Note that we have made a distinction here between “economics of transport” and “logistics” and treated them as two different divisions, considering that outsiders of these two sub-divisions were of markedly different content. Also, note that the determination of influential outsiders is exclusively limited to articles and does not include books.

The table in Appendix I shows that the road safety division has the largest number of influential outsiders among all other divisions (n=25). This is followed by the travel behaviour division (n=15). The knowledge foundation of the network and traffic flow studies as well as studies of the logistics division, on the other hand, seem to be relatively more endogenous than other divisions considering that they have much fewer number of influential outsiders. The top cited outsiders of transportation literature are [Ajzen \(1991\)](#) (n=721) (entitled “The theory of planned behavior” in *Organizational Behavior and Human Decision Processes*), [Ewing and Cervero \(2010\)](#) (n=511) (entitled “Travel and the built environment: a meta-analysis” in *Journal of the American Planning Association*) and [Richards \(1956\)](#) (n=455) (entitled “Shock Waves on the Highway” in *Operations Research*). Among non-transportation journals whose items have been found instrumental by transportation studies, *Journal of Applied Psychology* (n=4), *The American Economic Review* (n=4) and *Operations Research* (n=4) have contributed the largest number of items.

9. Concluding remarks and directions for future research

9.1. Summary and conclusions

The aim of this study was to visualise and analyse the scientific literature in the transportation field in its approximate entirety based on various scientometric indicators such as the co-occurrence of keywords, similarity of references and frequency of co-citation instances. The focus was on a determining structural composition of the field of transportation at various levels of aggregations and to document its temporal development. The size of this literature is estimated to have grown to nearly 50,000-65,000 articles (depending on whether one considers articles of *Transportation Research Record*), while an excess of 4,000 articles being added to this literature every year (according to the current rate). Since 2007, the rate of publication in the transportation field has exceeded 1,000 items per year and has substantially grown since. A portion of nearly 1.7% of these articles are estimated to be of review/synthesis nature. The record also shows that transportation researchers have shown a heightened level of attention to meta-analytic and scientometric review studies within the last five years. This may be because the rate of publications is so large that reviews are becoming more useful to get an overview of the literature. While meta-analytic studies in earlier years used to be predominantly emerging from the road safety division of this field, the record shows that meta-analyses are being increasingly and very noticeably adopted by authors of other divisions in the recent years ([Aston et al.](#),

[2020](#); [Bastiaanssen et al., 2020](#); [Govindan et al., 2020](#); [Raza et al., 2020](#); [Semenescu et al., 2020](#); [Singh et al., 2020](#); [Tao and Zhu, 2020](#)).

Analysis of the co-occurrence of terms (extracted from the keywords lists, titles and abstracts of transportation articles) suggested that the literature can be objectively segmented into four major divisions. These divisions are linked to studies of (i) network and traffic flow, (ii) transportation economics and logistics, (iii) travel behaviour and (iv) road safety. This could be regarded as an objective segmentation of this field at the highest degree of aggregation. The analyses on the similarity of referencing of articles at the level of journals largely support this segmentation, although when the analysis is conducted at the level of authors, these divisions slightly change. For example, the road safety cluster splits into two distinct clusters at the level of authors, while transport economic authors merge with those identifying with travel behaviour topics and form their own cluster. The document co-citation analysis pointed clearly to a number of distinct streams of research in this field that have shown consistent, sustained and intense degrees of activities within the last five years and hence, could be regarded as hot topics of the field. This collectively included trending topics such as “land-use”, “active transportation”, “residential self-selection”, “traveller experience/satisfaction”, “social exclusion” “transport/spatial equity”, “statistical modelling of road accidents” and “macroscopic fundamental diagram”. Also, topics of “automated transport”, “alternative-fuel vehicles” and “shared mobility” were determined to be younger and emerging trendy topics of the field.

9.2. Directions for future research

When interpreting the findings of this work, particularly when it comes to the streams of transportation research detected by the document co-citation analysis, readers may take the (i) scale and (ii) timing of these analyses into account. Give that analyses are conducted on a full scope of the transportation literature (issue (i)), it is expected that only major streams of this research (as reflected in clusters of co-cited articles) turn up in the outputs. Clearly, some divisions of transportation research are smaller than others (as reflected in the number of authors active in different divisions). For example, the travel behaviour division is much more populated than the division of maritime logistics, and as a result, more research is produced in that area. Therefore, when the literature is analysed in its full scale, streams of maritime logistics research may not necessarily be outputted as major streams of transportation research. This is also the case for topics such as air transportation. While traces of activities of the air transportation branch were detectable in cluster #8 of the document co-citation analyses, this topic does not rise to the scale of a standalone topic, when considered within the full scope of the field. This also has an impact on the citation count of the articles and authors in those smaller divisions and results in giving more visibility to more populated divisions. While this does not detract from the validity of the outcomes (given the intended scale of the analyses), it begs the question of how one can further dissect various divisions of the transportation research in more details and with a higher resolution into their content and activities. The answer is, following the identification of the major divisions of transportation research by this work, it would be warranted that further analyses be dedicated to specific divisions. Research in various sub-divisions of transportation research are also themselves extensive enough to warrant large-scale synthesis of research. This, however, relies on whether the reference dataset of specific sub-divisions can be created and be dissociated from the rest of the body of the literature with acceptable accuracy. For some distinct sub-divisions, such as road safety, the data may be easier to obtain, while for some other sub-divisions, such as travel behaviour whose literature is entangled with the rest of the body of the field, data acquisition may require more creativity and effort in designing a search strategy. The outcomes of the current study could serve as a preliminary guide for authors who may wish to design such search strategies that can isolate various sub-divisions of transportation from the rest of the body of the literature.

It should also be noted that there is often a time lag between the emergence of topics in a field and their rising to a level that can be detected by a large-scale analysis like that of this work (issue (ii), as pointed out above). For example, we detected the topic of shared mobility as one that distinctly shows characteristics of an emerging topic. While activities of this cluster (as reflected in the instances of co-citation) was detectable since

2017, this does not indicate that the topic was only introduced to the literature since 2017. It rather means that the topic began to become a major cluster since that time. It usually takes some time for articles of a certain topic to accumulate and then be co-cited by subsequent papers. This may answer the question of why, for example, some contemporary topics of transportation research such as *mobility as a service* have not left much trace in our outputs. The answer is simply because the topic is very young. According to the WoS, there are 130 articles (at the time of this publication) with the term combination “mobility as a service” in their title. Of these, more than 66% have emerged since 2019 and onwards. Therefore, there has not been enough time for the majority of body of this stream to be (co)-cited by newer articles and to form a cluster detectable at the scale at which we undertook our analyses. An update of these analyse in few years’ time may, for example, be able to detect these very young emerging activities as major clusters. Similarly, there are also other important topics of transportation research such as the area known as *pedestrian, crowd and evacuation dynamics* ([Haghani, 2020a, b](#); [Haghani and Sarvi, 2018](#)) which did not have a representation in these outcomes. The reason, in this case, is that this is among topics that are not exclusive to the field of transportation and is one whose borders cross several disciplines, including transportation. Such areas would require their own dedicated analysis, as the current study would only detect those that are major mainstream transportation research clusters.

Another dimension to be considered with respect to the identification of influential papers and hot topics is that our study was generally descriptive in those areas. Given the scale of this work, it was not possible to seek causality of why individual papers have become influential or why individual streams have become hot topics. Analyses at smaller scale however (e.g., focused on specific sub-divisions) may also enable us to look at the top influential papers of their respective divisions and ask why those studies rose to such prominence. Same question can be asked in relation to the hot topics. A topic can become trendy in a field of research for a variety of reasons and this reason is not necessarily that there is a societal or scholarly urgency for such research. A Topic may become trendy due to various reasons or their combination such as, (a) publication of a paper on a topic in top journals such as *Nature* or *Science* (an example is the paper of [Helbing et al. \(2000\)](#) in the field of pedestrian/crowd dynamics), (b) the launch of a new specialty journal that can invigorate certain areas of a field (e.g., *Analytic Methods in Accident Research*), (c) major methodological/computational advancements, (d) major technological advancements (e.g., automation in mobility), or (e) intense activities of one (or a few) specific research teams on a certain topic during a certain period of time, that may result in heavy number of publication from those groups on that topic. Research on the causality of hot topics of transportation could be another interesting dimension for a follow-up study.

It is hoped that these findings have provided a new level of insight into the field of transportation research, its journals and its various streams of activities as well as its temporal trends. Documentation of the most influential articles and authors is also expected to assist new researchers of transportation, particularly in undertaking conventional review studies.

Conflict of interest statement

On behalf of all authors, the corresponding author states that there is no conflict of interest.

Authors' contributions

Milad Haghani: Conceptualization; Data curation; Formal analysis; Investigation; Methodology; Software; Visualization; Writing - original draft

Michiel C. J. Bliemer: Conceptualization; Funding acquisition; Investigation; Methodology; Resources; Writing - review & editing

Acknowledmngts

This research was funded by Australian Research Council grants DP180103718, DP150103299 and DE210101175.

References

- Aarts, L., van Schagen, I., 2006. Driving speed and the risk of road crashes: A review. *Accident Analysis and Prevention* 38(2), 215-224.
- Abdel-Aty, M.A., Radwan, A.E., 2000. Modeling traffic accident occurrence and involvement. *Accident Analysis & Prevention* 32(5), 633-642.
- Abdulaal, M., LeBlanc, L.J., 1979. Continuous equilibrium network design models. *Transportation Research Part B: Methodological* 13(1), 19-32.
- Aboudolas, K., Geroliminis, N., 2013. Perimeter and boundary flow control in multi-reservoir heterogeneous networks. *Transportation Research Part B: Methodological* 55, 265-281.
- Acheampong, R.A., Siiba, A., Okyere, D.K., Tuffour, J.P., 2020. Mobility-on-demand: An empirical study of internet-based ride-hailing adoption factors, travel characteristics and mode substitution effects. *Transportation Research Part C: Emerging Technologies* 115, 102638.
- Agatz, N., Erera, A., Savelsbergh, M., Wang, X., 2012. Optimization for dynamic ride-sharing: A review. *European Journal of Operational Research* 223(2), 295-303.
- Agostinacchio, M., Ciampa, D., Olita, S., 2014. The vibrations induced by surface irregularities in road pavements - a Matlab (R) approach. *Eur. Transp. Res. Rev.* 6(3), 267-275.
- Ahuja, R.K., Magnanti, T.L., Orlin, J.B., 1993. Network flows: theory, algorithms, and applications. 1993. *Google Scholar Google Scholar Digital Library Digital Library*.
- Ajzen, I., 1991. The theory of planned behavior. *Organizational behavior and human decision processes* 50(2), 179-211.
- Al-Bdairi, N.S.S., Behnood, A., Hernandez, S., 2020. Temporal stability of driver injury severities in animal-vehicle collisions: A random parameters with heterogeneity in means (and variances) approach. *Analytic methods in accident research* 26, 100120.
- Alemi, F., Circella, G., Handy, S., Mokhtarian, P., 2018. What influences travelers to use Uber? Exploring the factors affecting the adoption of on-demand ride services in California. *Travel Behaviour and Society* 13, 88-104.
- Allen, J., Farber, S., 2020. Planning transport for social inclusion: An accessibility-activity participation approach. *Transportation Research Part D: Transport and Environment* 78, 102212.
- Alvarez, J.F., 2009. Joint routing and deployment of a fleet of container vessels. *Maritime Economics & Logistics* 11(2), 186-208.
- Anable, J., 2005. 'Complacent car addicts' or 'aspiring environmentalists'? Identifying travel behaviour segments using attitude theory. *Transport policy* 12(1), 65-78.
- Anastasopoulos, P.C., Mannering, F.L., 2009. A note on modeling vehicle accident frequencies with random-parameters count models. *Accident Analysis & Prevention* 41(1), 153-159.
- Anderson, J.C., Gerbing, D.W., 1988. Structural equation modeling in practice: A review and recommended two-step approach. *Psychological bulletin* 103(3), 411.
- Anderson, P., Geroliminis, N., 2020. Dynamic lane restrictions on congested arterials. *Transportation research part A: policy and practice* 135, 224-243.
- Anstey, K.J., Wood, J., Lord, S., Walker, J.G., 2005. Cognitive, sensory and physical factors enabling driving safety in older adults. *Clinical psychology review* 25(1), 45-65.
- Armitage, C.J., Conner, M., 2001. Efficacy of the theory of planned behaviour: A meta-analytic review. *British journal of social psychology* 40(4), 471-499.
- Arnott, R., de Palma, A., Lindsey, R., 1990. Departure time and route choice for the morning commute. *Transportation Research Part B: Methodological* 24(3), 209-228.
- Arnott, R., De Palma, A., Lindsey, R., 1993. A structural model of peak-period congestion: A traffic bottleneck with elastic demand. *The American Economic Review*, 161-179.
- Aston, L., Currie, G., Delbosc, A., Kamruzzaman, M., Teller, D., 2020. Exploring built environment impacts on transit use - an updated meta-analysis. *Transport Reviews*, 24.
- Attewell, R.G., Glase, K., McFadden, M., 2001. Bicycle helmet efficacy: a meta-analysis. *Accident Analysis and Prevention* 33(3), 345-352.
- Auld, J., Williams, C., Mohammadian, A., Nelson, P., 2009. An automated GPS-based prompted recall survey with learning algorithms. *Transp. Lett.* 1(1), 59-79.
- Baker, S.P., o'Neill, B., Haddon Jr, W., Long, W.B., 1974. The injury severity score: a method for describing patients with multiple injuries and evaluating emergency care. *Journal of Trauma and Acute Care Surgery* 14(3), 187-196.
- Balcik, B., Beamon, B.M., Smilowitz, K., 2008. Last mile distribution in humanitarian relief. *Journal of Intelligent Transportation Systems* 12(2), 51-63.
- Baldock, M.R.J., Mathias, J.L., McLean, A.J., Berndt, A., 2006. Self-regulation of driving and its relationship to driving ability among older adults. *Accident Analysis & Prevention* 38(5), 1038-1045.
- Ball, K., Owsley, C., Stalvey, B., Roenker, D.L., Sloane, M.E., Graves, M., 1998. Driving avoidance and functional impairment in older drivers. *Accident Analysis & Prevention* 30(3), 313-322.
- Bamberg, S., Schmidt, P., 2003. Incentives, morality, or habit? Predicting students' car use for university routes with the models of Ajzen, Schwartz, and Triandis. *Environment and behavior* 35(2), 264-285.
- Banister, D., 2008. The sustainable mobility paradigm. *Transport Policy* 15(2), 73-80.

- Banker, R.D., Charnes, A., Cooper, W.W., 1984. Some models for estimating technical and scale inefficiencies in data envelopment analysis. *Management science* 30(9), 1078-1092.
- Bansal, P., Kockelman, K.M., Singh, A., 2016. Assessing public opinions of and interest in new vehicle technologies: An Austin perspective. *Transportation Research Part C: Emerging Technologies* 67, 1-14.
- Barmponakis, E., Geroliminis, N., 2020. On the new era of urban traffic monitoring with massive drone data: The pNEUMA large-scale field experiment. *Transportation research part C: emerging technologies* 111, 50-71.
- Baron, R.M., Kenny, D.A., 1986. The moderator–mediator variable distinction in social psychological research: Conceptual, strategic, and statistical considerations. *Journal of personality and social psychology* 51(6), 1173.
- Barua, S., El-Basyouny, K., Islam, M.T., 2016. Multivariate random parameters collision count data models with spatial heterogeneity. *Analytic Methods in Accident Research* 9, 1-15.
- Bastiaanssen, J., Johnson, D., Lucas, K., 2020. Does transport help people to gain employment? A systematic review and meta-analysis of the empirical evidence. *Transport Reviews* 40(5), 607-628.
- Bates, J., Polak, J., Jones, P., Cook, A., 2001. The valuation of reliability for personal travel. *Transportation Research Part E-Logistics and Transportation Review* 37(2-3), 191-229.
- Beckmann, M.J., McGuire, C.B., Winsten, C.B., 1955. Studies in the Economics of Transportation.
- Behnood, A., Mannering, F., 2015. The temporal stability of factors affecting driver-injury severities in single-vehicle crashes: Some empirical evidence. *Analytic Methods in Accident Research* 8, 7-32.
- Beirao, G., Cabral, J.A.S., 2007. Understanding attitudes towards public transport and private car: A qualitative study. *Transport Policy* 14(6), 478-489.
- Bejan, A., 1996. Street network theory of organization in nature. *Journal of Advanced Transportation* 30(2), 85-107.
- Bektas, T., Laporte, G., 2011. The Pollution-Routing Problem. *Transportation Research Part B-Methodological* 45(8), 1232-1250.
- Ben-Akiva, M., Lerman, S.R., 1985. Discrete Choice Analysis: Theory and Application to. Cambridge, MA: MIT Press.
- Bhat, C.R., 2001. Quasi-random maximum simulated likelihood estimation of the mixed multinomial logit model. *Transportation Research Part B-Methodological* 35(7), 677-693.
- Bhat, C.R., 2003. Simulation estimation of mixed discrete choice models using randomized and scrambled Halton sequences. *Transportation Research Part B-Methodological* 37(9), 837-855.
- Bichou, K., 2011. A two-stage supply chain DEA model for measuring container-terminal efficiency. *International Journal of Shipping and Transport Logistics* 3(1), 6-26.
- Bierlaire, M., 2003. BIOGEME: A free package for the estimation of discrete choice models, *Swiss Transport Research Conference*.
- Bodin, L., 1983. Routing and scheduling of vehicles and crews, the state of the art. *Comput. Oper. Res.* 10(2), 63-211.
- Bontekoning, Y.M., Macharis, C., Trip, J.J., 2004. Is a new applied transportation research field emerging? - A review of intermodal rail-truck freight transport literature. *Transportation Research Part a-Policy and Practice* 38(1), 1-34.
- Bordagaray, M., dell'Olio, L., Ibeas, A., Cecin, P., 2014. Modelling user perception of bus transit quality considering user and service heterogeneity. *Transportmetrica A* 10(8), 705-721.
- Borenstein, S., 1989. Hubs and high fares: dominance and market power in the US airline industry. *The RAND Journal of Economics*, 344-365.
- Borkenstein, R.F., 1964. *The role of the drinking driver in traffic accidents*. Indiana University.
- Boyack, K.W., Klavans, R., 2010. Co-citation analysis, bibliographic coupling, and direct citation: Which citation approach represents the research front most accurately? *Journal of the American Society for information Science and Technology* 61(12), 2389-2404.
- Braysy, I., Gendreau, M., 2005. Vehicle routing problem with time windows, part 1: Route construction and local search algorithms. *Transportation Science* 39(1), 104-118.
- Brookhuis, K.A., de Vries, G., de Waard, D., 1991. The effects of mobile telephoning on driving performance. *Accident Analysis & Prevention* 23(4), 309-316.
- Brownstone, D., Small, K.A., 2005. Valuing time and reliability: assessing the evidence from road pricing demonstrations. *Transportation Research Part A: Policy and Practice* 39(4), 279-293.
- Caird, J.K., Willness, C.R., Steel, P., Scialfa, C., 2008. A meta-analysis of the effects of cell phones on driver performance. *Accident Analysis and Prevention* 40(4), 1282-1293.
- Cao, X., Mokhtarian, P.L., Handy, S.L., 2009a. Examining the impacts of residential self-selection on travel behaviour: a focus on empirical findings. *Transport reviews* 29(3), 359-395.
- Cao, X.Y., Mokhtarian, P.L., Handy, S.L., 2009b. Examining the Impacts of Residential Self-Selection on Travel Behaviour: A Focus on Empirical Findings. *Transport Reviews* 29(3), 359-395.
- Caves, D.W., Christensen, L.R., Tretheway, M.W., 1984. Economies of density versus economies of scale: why trunk and local service airline costs differ. *The RAND Journal of Economics*, 471-489.
- Cervero, R., 2013. Linking urban transport and land use in developing countries. *Journal of Transport and Land Use* 6(1), 7-24.
- Cervero, R., Kockelman, K., 1997. Travel demand and the 3Ds: Density, diversity, and design. *Transportation Research Part D-Transport and Environment* 2(3), 199-219.
- Cervero, R., Sarmiento, O.L., Jacoby, E., Gomez, L.F., Neiman, A., 2009. Influences of built environments on walking and cycling: lessons from Bogotá. *International journal of sustainable transportation* 3(4), 203-226.

- Chapman, L., 2007. Transport and climate change: a review. *Journal of Transport Geography* 15(5), 354-367.
- Charnes, A., Cooper, W.W., Rhodes, E., 1978. Measuring the efficiency of decision making units. *European Journal of Operational Research* 2(6), 429-444.
- Chen, A., Yang, H., Lo, H.K., Tang, W.H., 1999. A capacity related reliability for transportation networks. *Journal of Advanced Transportation* 33(2), 183-200.
- Chen, C., 2004. Searching for intellectual turning points: Progressive knowledge domain visualization. *Proceedings of the National Academy of Sciences* 101(suppl 1), 5303-5310.
- Chen, C., 2006. CiteSpace II: Detecting and visualizing emerging trends and transient patterns in scientific literature. *Journal of the American Society for information Science and Technology* 57(3), 359-377.
- Chen, G., Chen, W., Zhang, S., Zhang, D., Liu, H., 2020. Influence of Mobile Payment on Bus Boarding Service Time. *Journal of Advanced Transportation* 2020.
- Chen, L.-H., Baker, S.P., Braver, E.R., Li, G., 2000. Carrying passengers as a risk factor for crashes fatal to 16-and 17-year-old drivers. *Jama* 283(12), 1578-1582.
- Chorus, C.G., 2010. A New Model of Random Regret Minimization. *Eur. J. Transport. Infrastruct. Res.* 10(2), 181-196.
- Christiansen, L.B., Cerin, E., Badland, H., Kerr, J., Davey, R., Troelsen, J., van Dyck, D., Mitas, J., Schofield, G., Sugiyama, T., Salvo, D., Sarmiento, O.L., Reis, R., Adams, M., Frank, L., Sallis, J.F., 2016. International comparisons of the associations between objective measures of the built environment and transport-related walking and cycling: IPEN adult study. *J. Transp. Health* 3(4), 467-478.
- Christiansen, M., Fagerholt, K., Nygreen, B., Ronen, D., 2013. Ship routing and scheduling in the new millennium. *European Journal of Operational Research* 228(3), 467-483.
- Coelho, L.C., Cordeau, J.F., Laporte, G., 2014. Thirty Years of Inventory Routing. *Transportation Science* 48(1), 1-19.
- Coffin, A.W., 2007. From roadkill to road ecology: A review of the ecological effects of roads. *Journal of Transport Geography* 15(5), 396-406.
- Cohen, J., 1988. Statistical power analysis for the behavioral sciences, 2nd edn. Á/L. Erlbaum Press, Hillsdale, NJ, USA.
- Collins, C., Hasan, S., Ukkusuri, S.V., 2013. A Novel Transit Rider Satisfaction Metric: Rider Sentiments Measured from Online Social Media Data. *Journal of Public Transportation* 16(2), 21-45.
- Cooper, M.D., Phillips, R.A., 2004. Exploratory analysis of the safety climate and safety behavior relationship. *Journal of safety research* 35(5), 497-512.
- Cosma, G., Ronchi, E., Nilsson, D., 2016. Way-finding lighting systems for rail tunnel evacuation: A virtual reality experiment with Oculus Rift (R). *Journal of Transportation Safety & Security* 8, 101-117.
- Cresswell, T., 2010. Towards a politics of mobility. *Environment and planning D: society and space* 28(1), 17-31.
- Cruijssen, F., Dullaert, W., Fleuren, H., 2007. Horizontal cooperation in transport and logistics: A literature review. *Transportation Journal* 46(3), 22-39.
- Dafermos, S., 1980. TRAFFIC EQUILIBRIUM AND VARIATIONAL-INEQUALITIES. *Transportation Science* 14(1), 42-54.
- Daganzo, C., 1979. *Multinomial probit: the theory and its application to demand forecasting*. Elsevier.
- Daganzo, C., Daganzo, C., 1997. *Fundamentals of transportation and traffic operations*. Pergamon Oxford.
- Daganzo, C.F., 1994a. THE CELL TRANSMISSION MODEL - A DYNAMIC REPRESENTATION OF HIGHWAY TRAFFIC CONSISTENT WITH THE HYDRODYNAMIC THEORY. *Transportation Research Part B-Methodological* 28(4), 269-287.
- Daganzo, C.F., 1994b. The cell transmission model: A dynamic representation of highway traffic consistent with the hydrodynamic theory. *Transportation Research Part B: Methodological* 28(4), 269-287.
- Daganzo, C.F., 1995a. THE CELL TRANSMISSION MODEL .2. NETWORK TRAFFIC. *Transportation Research Part B-Methodological* 29(2), 79-93.
- Daganzo, C.F., 1995b. The cell transmission model, part II: Network traffic. *Transportation Research Part B: Methodological* 29(2), 79-93.
- Daganzo, C.F., 1995c. Requiem for second-order fluid approximations of traffic flow. *Transportation Research Part B-Methodological* 29(4), 277-286.
- Daganzo, C.F., 2007. Urban gridlock: Macroscopic modeling and mitigation approaches. *Transportation Research Part B-Methodological* 41(1), 49-62.
- Daganzo, C.F., Bouthelie, F., Sheffi, Y., 1977. Multinomial probit and qualitative choice: A computationally efficient algorithm. *Transportation Science* 11(4), 338-358.
- Daganzo, C.F., Geroliminis, N., 2008. An analytical approximation for the macroscopic fundamental diagram of urban traffic. *Transportation Research Part B: Methodological* 42(9), 771-781.
- Daniels, R., Mulley, C., 2013. Explaining walking distance to public transport: The dominance of public transport supply. *Journal of Transport and Land Use* 6(2), 5-20.
- Daskin, M.S., 1985. Logistics: an overview of the state of the art and perspectives on future research. *Transportation Research Part A: General* 19(5-6), 383-398.
- Davis, F.D., 1989. Perceived Usefulness, Perceived Ease of Use, and User Acceptance of Information Technology. *MIS Quarterly* 13(3), 319-340.
- Davis, G.M., 1970. MODIFICATIONS IN IDENTIFYING CHARACTERISTICS OF SEVERAL FEDERAL TRANSPORTATION ACTIVITIES. *Transportation Journal* 9(4), 5-15.

- Daziano, R.A., Bolduc, D., 2013. Incorporating pro-environmental preferences towards green automobile technologies through a Bayesian hybrid choice model. *Transportmetrica A* 9(1), 74-106.
- de Dios Ortúzar, J., Willumsen, L.G., 2011. *Modelling transport*. John Wiley & sons.
- De Hartog, J.J., Boogaard, H., Nijland, H., Hoek, G., 2010. Do the health benefits of cycling outweigh the risks? *Environmental health perspectives* 118(8), 1109-1116.
- De Langen, P.W., Pallis, A.A., 2006. Analysis of the benefits of intra-port competitions. *International Journal of Transport Economics* 33(1), 69-85.
- de Winter, J.C.F., Dodou, D., 2010. The Driver Behaviour Questionnaire as a predictor of accidents: A meta-analysis. *Journal of Safety Research* 41(6), 463-470.
- de Winter, J.C.F., Happee, R., Martens, M.H., Stanton, N.A., 2014. Effects of adaptive cruise control and highly automated driving on workload and situation awareness: A review of the empirical evidence. *Transportation Research Part F-Traffic Psychology and Behaviour* 27, 196-217.
- Dedobbeleer, N., Béland, F., 1991. A safety climate measure for construction sites. *Journal of safety research* 22(2), 97-103.
- Deery, H.A., 1999. Hazard and risk perception among young novice drivers. *Journal of safety research* 30(4), 225-236.
- Deffenbacher, J.L., Oetting, E.R., Lynch, R.S., 1994. Development of a driving anger scale. *Psychological reports* 74(1), 83-91.
- dell'Olio, L., Ibeas, A., Cecin, P., 2010. Modelling user perception of bus transit quality. *Transport Policy* 17(6), 388-397.
- Delpiano, R., Herrera, J.C., Laval, J., Coeymans, J.E., 2020. A two-dimensional car-following model for two-dimensional traffic flow problems. *Transportation Research Part C: Emerging Technologies* 114, 504-516.
- DeSerpa, A.C., 1971. A theory of the economics of time. *The Economic Journal* 81(324), 828-846.
- Dial, R.B., 1971. A probabilistic multipath traffic assignment model which obviates path enumeration. *Transportation Research* 5(2), 83-111.
- Dingus, T.A., Guo, F., Lee, S., Antin, J.F., Perez, M., Buchanan-King, M., Hankey, J., 2016. Driver crash risk factors and prevalence evaluation using naturalistic driving data. *Proceedings of the National Academy of Sciences* 113(10), 2636-2641.
- Domencich, T.A., McFadden, D., 1975. Urban travel demand-a behavioral analysis.
- Dougherty, M., 1995. A review of neural networks applied to transport. *Transportation Research Part C: Emerging Technologies* 3(4), 247-260.
- Egbue, O., Long, S., 2012. Barriers to widespread adoption of electric vehicles: An analysis of consumer attitudes and perceptions. *Energy policy* 48, 717-729.
- Egghe, L., 2006. Theory and practise of the g-index. *Scientometrics* 69(1), 131-152.
- Eide, M.S., Longva, T., Hoffmann, P., Endresen, O., Dalsoren, S.B., 2011. Future cost scenarios for reduction of ship CO2 emissions. *Maritime Policy & Management* 38(1), 11-37.
- Eker, U., Fountas, G., Anastasopoulos, P.C., Still, S.E., 2020. An exploratory investigation of public perceptions towards key benefits and concerns from the future use of flying cars. *Travel Behaviour and Society* 19, 54-66.
- Elander, J., West, R., French, D., 1993. Behavioral correlates of individual differences in road-traffic crash risk: An examination of methods and findings. *Psychological bulletin* 113(2), 279.
- Eluru, N., Bhat, C.R., Hensher, D.A., 2008. A mixed generalized ordered response model for examining pedestrian and bicyclist injury severity level in traffic crashes. *Accident Analysis & Prevention* 40(3), 1033-1054.
- Elvik, R., 2009. The non-linearity of risk and the promotion of environmentally sustainable transport. *Accident Analysis & Prevention* 41(4), 849-855.
- Endsley, M.R., 1995. Toward a theory of situation awareness in dynamic systems. *Human factors* 37(1), 32-64.
- Engström, J., Johansson, E., Östlund, J., 2005. Effects of visual and cognitive load in real and simulated motorway driving. *Transportation Research Part F: Traffic Psychology and Behaviour* 8(2), 97-120.
- Evans, L., 1986. The effectiveness of safety belts in preventing fatalities. *Accident Analysis & Prevention* 18(3), 229-241.
- Evans, L., 1991. *Traffic safety and the driver*. Science Serving Society.
- Evans, S.P., 1976. Derivation and analysis of some models for combining trip distribution and assignment. *Transportation research* 10(1), 37-57.
- Ewing, R., Cervero, R., 2001. Travel and the built environment: a synthesis. *Transportation research record* 1780(1), 87-114.
- Ewing, R., Cervero, R., 2010. Travel and the built environment: a meta-analysis. *Journal of the American planning association* 76(3), 265-294.
- Fagnant, D.J., Kockelman, K., 2015. Preparing a nation for autonomous vehicles: opportunities, barriers and policy recommendations. *Transportation Research Part a-Policy and Practice* 77, 167-181.
- Fagnant, D.J., Kockelman, K.M., 2014. The travel and environmental implications of shared autonomous vehicles, using agent-based model scenarios. *Transportation Research Part C: Emerging Technologies* 40, 1-13.
- Falco, A., Piccirelli, A., Girardi, D., Dal Corso, L., Nicola, A., 2013. Risky riding behavior on two wheels: The role of cognitive, social, and personality variables among young adolescents. *Journal of safety research* 46, 47-57.
- Farahani, R.Z., Miandoabchi, E., Szeto, W.Y., Rashidi, H., 2013. A review of urban transportation network design problems. *European Journal of Operational Research* 229(2), 281-302.

- Farrell, M.J., 1957. The measurement of productive efficiency. *Journal of the Royal Statistical Society: Series A (General)* 120(3), 253-281.
- Ferrari, C., Percoco, M., Tedeschi, A., 2010. PORTS AND LOCAL DEVELOPMENT: EVIDENCE FROM ITALY. *International Journal of Transport Economics* 37(1), 9-30.
- Fisher, M.L., 1981. The Lagrangian relaxation method for solving integer programming problems. *Management science* 27(1), 1-18.
- Fishman, E., 2016. Bikeshare: A Review of Recent Literature. *Transport Reviews* 36(1), 92-113.
- Fisk, C., 1980. Some developments in equilibrium traffic assignment. *Transportation Research Part B: Methodological* 14(3), 243-255.
- Forbes, T.W., Pain, R.F., Bloomquist, D.W., Vanosdall, F.E., 1969. LOW CONTRAST AND STANDARD VISUAL ACUITY UNDER MESOPIC AND PHOTOPIC ILLUMINATION. *Journal of Safety Research* 1(1), 5-12.
- Fornell, C., Larcker, D.F., 1981. Evaluating structural equation models with unobservable variables and measurement error. *Journal of marketing research* 18(1), 39-50.
- Fosgerau, M., 2015. Congestion in the bathtub. *Economics of Transportation* 4(4), 241-255.
- Foth, N., Manaugh, K., El-Geneidy, A.M., 2013. Towards equitable transit: examining transit accessibility and social need in Toronto, Canada, 1996–2006. *Journal of transport geography* 29, 1-10.
- Friesz, T.L., Bernstein, D., Smith, T.E., Tobin, R.L., Wie, B.-W., 1993. A variational inequality formulation of the dynamic network user equilibrium problem. *Operations research* 41(1), 179-191.
- Fu, X., Zhang, A., Lei, Z., 2012. Will China's airline industry survive the entry of high-speed rail? *Research in Transportation Economics* 35(1), 13-25.
- Fuller, R., 2005. Towards a general theory of driver behaviour. *Accident Analysis & Prevention* 37(3), 461-472.
- Garrard, J., Rose, G., Lo, S.K., 2008. Promoting transportation cycling for women: the role of bicycle infrastructure. *Preventive medicine* 46(1), 55-59.
- Geels, F.W., 2012. A socio-technical analysis of low-carbon transitions: introducing the multi-level perspective into transport studies. *Journal of transport geography* 24, 471-482.
- Geroliminis, N., Daganzo, C.F., 2008. Existence of urban-scale macroscopic fundamental diagrams: Some experimental findings. *Transportation Research Part B-Methodological* 42(9), 759-770.
- Geroliminis, N., Haddad, J., Ramezani, M., 2012. Optimal perimeter control for two urban regions with macroscopic fundamental diagrams: A model predictive approach. *IEEE Transactions on Intelligent Transportation Systems* 14(1), 348-359.
- Geurs, K.T., van Wee, B., 2004. Accessibility evaluation of land-use and transport strategies: review and research directions. *Journal of Transport Geography* 12(2), 127-140.
- Gillen, D., Lall, A., 1997. Airport performance measurement: Data envelope analysis and frontier production functions. *Transportation Research E* 33(4), 261-274.
- Gipps, P.G., 1981. A BEHAVIORAL CAR-FOLLOWING MODEL FOR COMPUTER-SIMULATION. *Transportation Research Part B-Methodological* 15(2), 105-111.
- Givoni, M., 2006. Development and impact of the modern high-speed train: A review. *Transport Reviews* 26(5), 593-611.
- Golob, T.F., 2003. Structural equation modeling for travel behavior research. *Transportation Research Part B-Methodological* 37(1), 1-25.
- Gonzalez-Feliu, J., Morana, J., Grau, J.M.S., Ma, T.Y., 2013. DESIGN AND SCENARIO ASSESSMENT FOR COLLABORATIVE LOGISTICS AND FREIGHT TRANSPORT SYSTEMS. *International Journal of Transport Economics* 40(2), 207-240.
- Goodman, A., Green, J., Woodcock, J., 2014. The role of bicycle sharing systems in normalising the image of cycling: An observational study of London cyclists. *J. Transp. Health* 1(1), 5-8.
- Goodwin, P., Dargay, J., Hanly, M., 2004. Elasticities of road traffic and fuel consumption with respect to price and income: A review. *Transport Reviews* 24(3), 275-292.
- Goodwin, P.B., 1992. A REVIEW OF NEW DEMAND ELASTICITIES WITH SPECIAL REFERENCE TO SHORT AND LONG-RUN EFFECTS OF PRICE CHANGES. *Journal of Transport Economics and Policy* 26(2), 155-169.
- Govindan, K., Rajeev, A., Padhi, S.S., Pati, R.K., 2020. Supply chain sustainability and performance of firms: A meta-analysis of the literature. *Transportation Research Part E: Logistics and Transportation Review* 137, 101923.
- Graham-Rowe, E., Gardner, B., Abraham, C., Skippon, S., Dittmar, H., Hutchins, R., Stannard, J., 2012. Mainstream consumers driving plug-in battery-electric and plug-in hybrid electric cars: A qualitative analysis of responses and evaluations. *Transportation Research Part A: Policy and Practice* 46(1), 140-153.
- Graham, D.J., Glaister, S., 2004. Road traffic demand elasticity estimates: A review. *Transport Reviews* 24(3), 261-274.
- Greene, W.H., Hensher, D.A., 2003. A latent class model for discrete choice analysis: contrasts with mixed logit. *Transportation Research Part B-Methodological* 37(8), 681-698.
- Griffin, G.P., Jiao, J.F., 2015. Where does bicycling for health happen? Analysing volunteered geographic information through place and plexus. *J. Transp. Health* 2(2), 238-247.
- Guo, Q., Ban, X.J., 2020. Macroscopic fundamental diagram based perimeter control considering dynamic user equilibrium. *Transportation Research Part B: Methodological* 136, 87-109.

- Guo, Y., Wang, J., Peeta, S., Anastasopoulos, P.C., 2020. Personal and societal impacts of motorcycle ban policy on motorcyclists' home-to-work morning commute in China. *Travel behaviour and society* 19, 137-150.
- Haddad, J., Zheng, Z., 2018. Adaptive perimeter control for multi-region accumulation-based models with state delays. *Transportation Research Part B: Methodological*.
- Haghani, M., 2020a. Empirical methods in pedestrian, crowd and evacuation dynamics: Part I. Experimental methods and emerging topics. *Safety science* 129, 104743.
- Haghani, M., 2020b. Empirical methods in pedestrian, crowd and evacuation dynamics: Part II. Field methods and controversial topics. *Safety science* 129, 104760.
- Haghani, M., 2021. The knowledge domain of crowd dynamics: Anatomy of the field, pioneering studies, temporal trends, influential entities and outside-domain impact. *Physica A: Statistical Mechanics and its Applications*, 126145.
- Haghani, M., Bliemer, M.C., 2020. Covid-19 pandemic and the unprecedented mobilisation of scholarly efforts prompted by a health crisis: Scientometric comparisons across SARS, MERS and 2019-nCoV literature. *Scientometrics* 125(3), 2695-2726.
- Haghani, M., Bliemer, M.C., Goerlandt, F., Li, J., 2020. The scientific literature on Coronaviruses, COVID-19 and its associated safety-related research dimensions: A scientometric analysis and scoping review. *Safety science* 129, 104806.
- Haghani, M., Bliemer, M.C., Hensher, D.A., 2021. The landscape of econometric discrete choice modelling research. *Journal of Choice Modelling*, 100303.
- Haghani, M., Sarvi, M., 2018. Crowd behaviour and motion: Empirical methods. *Transportation research part B: methodological* 107, 253-294.
- Haghani, M., Varamini, P., 2021. Temporal evolution, most influential studies and sleeping beauties of the coronavirus literature. *Scientometrics*, 1-46.
- Hagman, J., Ritzen, S., Stier, J.J., Susilo, Y., 2016. Total cost of ownership and its potential implications for battery electric vehicle diffusion. *Res. Transp. Bus. Manag.* 18, 11-17.
- Hakimi, S.L., 1964. Optimum locations of switching centers and the absolute centers and medians of a graph. *Operations research* 12(3), 450-459.
- Hamed, M.M., Al-Eideh, B.M., 2020. An exploratory analysis of traffic accidents and vehicle ownership decisions using a random parameters logit model with heterogeneity in means. *Analytic methods in accident research* 25, 100116.
- Handy, S., Cao, X.Y., Mokhtarian, P., 2005. Correlation or causality between the built environment and travel behavior? Evidence from Northern California. *Transportation Research Part D-Transport and Environment* 10(6), 427-444.
- Handy, S.L., Niemeier, D.A., 1997. Measuring accessibility: an exploration of issues and alternatives. *Environment and planning A* 29(7), 1175-1194.
- Hannam, K., Sheller, M., Urry, J., 2006. Mobilities, immobilities and moorings. *Mobilities* 1(1), 1-22.
- Hansen, W.G., 1959. How Accessibility Shapes Land Use. *Journal of the American Institute of Planners* 25(2), 73-76.
- Haralambides, H., Hussain, M., Barros, C.P., PeyPOCH, N., 2010. A new approach in benchmarking seaport efficiency and technological change. *International Journal of Transport Economics/Rivista internazionale di economia dei trasporti*, 77-96.
- Harker, P.T., 1985. The state of the art in the predictive analysis of freight transport systems. *Transport reviews* 5(2), 143-164.
- Harvey, P., Knox, H., 2012. The Enchantments of Infrastructure. *Mobilities* 7(4), 521-536.
- Hauer, E., 1997. *Observational before/after studies in road safety. estimating the effect of highway and traffic engineering measures on road safety*.
- Hausman, J.A., 1978. Specification tests in econometrics. *Econometrica: Journal of the econometric society*, 1251-1271.
- Heinen, E., van Wee, B., Maat, K., 2010. Commuting by Bicycle: An Overview of the Literature. *Transport Reviews* 30(1), 59-96.
- Helbing, D., Buzna, L., Johansson, A., Werner, T., 2005. Self-organized pedestrian crowd dynamics: Experiments, simulations, and design solutions. *Transportation Science* 39(1), 1-24.
- Helbing, D., Farkas, I., Vicsek, T., 2000. Simulating dynamical features of escape panic. *Nature* 407(6803), 487-490.
- Hensher, D.A., 1994. Stated preference analysis of travel choices: the state of practice. *Transportation* 21(2), 107-133.
- Hensher, D.A., Greene, W.H., 2003. The Mixed Logit model: The state of practice. *Transportation* 30(2), 133-176.
- Hensher, D.A., Rose, J.M., Greene, W.H., 2005. *Applied choice analysis: a primer*. Cambridge university press.
- Hensher, D.A., Stopher, P., Bullock, P., 2003. Service quality—developing a service quality index in the provision of commercial bus contracts. *Transportation Research Part A: Policy and Practice* 37(6), 499-517.
- Hidalgo, D., Gutierrez, L., 2013. BRT and BHLS around the world: Explosive growth, large positive impacts and many issues outstanding. *Research in Transportation Economics* 39(1), 8-13.
- Hidrué, M.K., Parsons, G.R., Kempton, W., Gardner, M.P., 2011. Willingness to pay for electric vehicles and their attributes. *Resource and energy economics* 33(3), 686-705.
- Hood, J., Sall, E., Charlton, B., 2011. A GPS-based bicycle route choice model for San Francisco, California. *Transp. Lett.* 3(1), 63-75.
- Hu, L.t., Bentler, P.M., 1999. Cutoff criteria for fit indexes in covariance structure analysis: Conventional criteria versus new alternatives. *Structural equation modeling: a multidisciplinary journal* 6(1), 1-55.

- Huang, Y., Xiong, J., Sumalee, A., Zheng, N., Lam, W., He, Z., Zhong, R., 2020. A dynamic user equilibrium model for multi-region macroscopic fundamental diagram systems with time-varying delays. *Transportation Research Part B: Methodological* 131, 1-25.
- Hughes, R.L., 2002. A continuum theory for the flow of pedestrians. *Transportation Research Part B-Methodological* 36(6), 507-535.
- Ibarra-Rojas, O.J., Delgado, F., Giesen, R., Munoz, J.C., 2015. Planning, operation, and control of bus transport systems: A literature review. *Transportation Research Part B-Methodological* 77, 38-75.
- Imai, A., Nagaiwa, K., Tat, C.W., 1997. Efficient planning of berth allocation for container terminals in Asia. *Journal of Advanced Transportation* 31(1), 75-94.
- Inci, E., 2015. A review of the economics of parking. *Economics of Transportation* 4(1-2), 50-63.
- Ingvardson, J.B., Kaplan, S., e Silva, J.d.A., Di Ciommo, F., Shiftan, Y., Nielsen, O.A., 2020. Existence, relatedness and growth needs as mediators between mode choice and travel satisfaction: evidence from Denmark. *Transportation* 47(1), 337-358.
- Islam, M., Mannering, F., 2020. A temporal analysis of driver-injury severities in crashes involving aggressive and non-aggressive driving. *Analytic methods in accident research* 27, 100128.
- Jacobsen, P.L., 2015. Safety in numbers: more walkers and bicyclists, safer walking and bicycling. *Injury prevention* 21(4), 271-275.
- Jenelius, E., 2020. Personalized predictive public transport crowding information with automated data sources. *Transportation Research Part C: Emerging Technologies* 117, 102647.
- Jensen, A.F., Cherchi, E., Mabit, S.L., 2013. On the stability of preferences and attitudes before and after experiencing an electric vehicle. *Transportation Research Part D: Transport and Environment* 25, 24-32.
- Jensen, O.B., 2009. Flows of Meaning, Cultures of Movements - Urban Mobility as Meaningful Everyday Life Practice. *Mobilities* 4(1), 139-158.
- Jiang, L., Yu, G., Li, Y., Li, F., 2010. Perceived colleagues' safety knowledge/behavior and safety performance: Safety climate as a moderator in a multilevel study. *Accident analysis & prevention* 42(5), 1468-1476.
- Jin, F., An, K., Yao, E., 2020. Mode choice analysis in urban transport with shared battery electric vehicles: A stated-preference case study in Beijing, China. *Transportation Research Part A: Policy and Practice* 133, 95-108.
- Jonah, B.A., 1997. Sensation seeking and risky driving: A review and synthesis of the literature. *Accident Analysis and Prevention* 29(5), 651-665.
- Jorge, D., Correia, G., 2013. Carsharing systems demand estimation and defined operations: a literature review. *Eur. J. Transport. Infrastruct. Res.* 13(3), 201-220.
- Kahneman, D., 1979. Prospect theory: An analysis of decisions under risk. *Econometrica* 47, 278.
- Kamruzzaman, M., Hine, J., 2012. Analysis of rural activity spaces and transport disadvantage using a multi-method approach. *Transport Policy* 19(1), 105-120.
- Kempton, W., Letendre, S.E., 1997. Electric vehicles as a new power source for electric utilities. *Transportation Research Part D: Transport and Environment* 2(3), 157-175.
- Kessler, M.M., 1963. Bibliographic coupling between scientific papers. *American documentation* 14(1), 10-25.
- Kim, M.-K., Park, J.-H., Kim, K., Park, B., 2020. Identifying factors influencing the slow market diffusion of electric vehicles in Korea. *Transportation* 47(2), 663-688.
- Kitamura, R., 1990. Panel analysis in transportation planning: An overview. *Transportation Research Part A: General* 24(6), 401-415.
- Kitamura, R., Mokhtarian, P.L., Laidet, L., 1997. A micro-analysis of land use and travel in five neighborhoods in the San Francisco Bay Area. *Transportation* 24(2), 125-158.
- Klauer, S.G., Guo, F., Simons-Morton, B.G., Ouimet, M.C., Lee, S.E., Dingus, T.A., 2014. Distracted driving and risk of road crashes among novice and experienced drivers. *New England journal of medicine* 370(1), 54-59.
- Kleinberg, J., 2003. Bursty and hierarchical structure in streams. *Data Mining and Knowledge Discovery* 7(4), 373-397.
- Komaki, J., Barwick, K.D., Scott, L.R., 1978. A behavioral approach to occupational safety: pinpointing and reinforcing safe performance in a food manufacturing plant. *Journal of applied Psychology* 63(4), 434.
- Koushik, A.N.P., Manoj, M., Nezamuddin, N., 2020. Machine learning applications in activity-travel behaviour research: a review. *Transport Reviews* 40(3), 288-311.
- Krueger, R., Rashidi, T.H., Rose, J.M., 2016. Preferences for shared autonomous vehicles. *Transportation research part C: emerging technologies* 69, 343-355.
- Kumar, S.V., Vanajakshi, L., 2015. Short-term traffic flow prediction using seasonal ARIMA model with limited input data. *Eur. Transp. Res. Rev.* 7(3).
- Kyriakidis, M., Happee, R., de Winter, J.C.F., 2015. Public opinion on automated driving: Results of an international questionnaire among 5000 respondents. *Transportation Research Part F: Traffic Psychology and Behaviour* 32, 127-140.
- Lades, L.K., Kelly, A., Kelleher, L., 2020. Why is active travel more satisfying than motorized travel? Evidence from Dublin. *Transportation research part A: policy and practice* 136, 318-333.
- Lai, W.-T., Chen, C.-F., 2011. Behavioral intentions of public transit passengers—The roles of service quality, perceived value, satisfaction and involvement. *Transport policy* 18(2), 318-325.

- Lam, J.S.L., Gu, Y.M., 2013. Port hinterland intermodal container flow optimisation with green concerns: a literature review and research agenda. *International Journal of Shipping and Transport Logistics* 5(3), 257-281.
- Lam, T.C., Small, K.A., 2001. The value of time and reliability: measurement from a value pricing experiment. *Transportation Research Part E: Logistics and Transportation Review* 37(2-3), 231-251.
- Langford, J., 2008. Usefulness of off-road screening tests to licensing authorities when assessing older driver fitness to drive. *Traffic Injury Prevention* 9(4), 328-335.
- Laurier, E., Lorimer, H., Brown, B., Jones, O., Juhlin, O., Noble, A., Perry, M., Pica, D., Sormani, P., Strebel, I., Swan, L., Taylor, A.S., Watts, L., Weilenmann, A., 2008. Driving and 'Passenger': Notes on the Ordinary Organization of Car Travel. *Mobilities* 3(1), 1-23.
- Lawton, R., Parker, D., Manstead, A.S., Stradling, S.G., 1997. The role of affect in predicting social behaviors: The case of road traffic violations. *Journal of applied social psychology* 27(14), 1258-1276.
- LeBlanc, L.J., Morlok, E.K., Pierskalla, W.P., 1975. An efficient approach to solving the road network equilibrium traffic assignment problem. *Transportation Research* 9(5), 309-318.
- Lee, C.-Y., Lee, H.L., Zhang, J., 2015. The impact of slow ocean steaming on delivery reliability and fuel consumption. *Transportation Research Part E: Logistics and Transportation Review* 76, 176-190.
- Leydesdorff, L., 2007. Betweenness centrality as an indicator of the interdisciplinarity of scientific journals. *Journal of the American Society for Information Science and Technology* 58(9), 1303-1319.
- Li, G., Braver, E.R., Chen, L.-H., 2003. Fragility versus excessive crash involvement as determinants of high death rates per vehicle-mile of travel among older drivers. *Accident Analysis & Prevention* 35(2), 227-235.
- Lighthill, M.J., Whitham, G.B., 1955. On kinematic waves II. A theory of traffic flow on long crowded roads. *Proceedings of the Royal Society of London. Series A. Mathematical and Physical Sciences* 229(1178), 317-345.
- Lin, M.R., Kraus, J.F., 2009. A review of risk factors and patterns of motorcycle injuries. *Accident Analysis and Prevention* 41(4), 710-722.
- Liou, J.J.H., Tzeng, G.H., Chang, H.C., 2007. Airline safety measurement using a hybrid model. *Journal of Air Transport Management* 13(4), 243-249.
- Liu, W., Szeto, W.Y., 2020. Learning and managing stochastic network traffic dynamics with an aggregate traffic representation. *Transportation Research Part B: Methodological* 137, 19-46.
- Lord, D., Mannering, F., 2010. The statistical analysis of crash-frequency data: A review and assessment of methodological alternatives. *Transportation Research Part a-Policy and Practice* 44(5), 291-305.
- Lord, D., Washington, S.P., Ivan, J.N., 2005. Poisson, Poisson-gamma and zero-inflated regression models of motor vehicle crashes: balancing statistical fit and theory. *Accident Analysis and Prevention* 37(1), 35-46.
- Louviere, J.J., 1988. CONJOINT-ANALYSIS MODELING OF STATED PREFERENCES - A REVIEW OF THEORY, METHODS, RECENT DEVELOPMENTS AND EXTERNAL VALIDITY. *Journal of Transport Economics and Policy* 22(1), 93-119.
- Louviere, J.J., Hensher, D.A., Swait, J.D., 2000. *Stated choice methods: analysis and applications*. Cambridge university press.
- Lucas, K., 2012. Transport and social exclusion: Where are we now? *Transport Policy* 20, 105-113.
- Luo, S., Nie, Y.M., 2020. Paired-line hybrid transit design considering spatial heterogeneity. *Transportation Research Part B: Methodological* 132, 320-339.
- Ma, X., Wu, Y.-J., Wang, Y., Chen, F., Liu, J., 2013. Mining smart card data for transit riders' travel patterns. *Transportation Research Part C: Emerging Technologies* 36, 1-12.
- Ma, X.L., Tao, Z.M., Wang, Y.H., Yu, H.Y., Wang, Y.P., 2015. Long short-term memory neural network for traffic speed prediction using remote microwave sensor data. *Transportation Research Part C-Emerging Technologies* 54, 187-197.
- Magnanti, T.L., Wong, R.T., 1984. NETWORK DESIGN AND TRANSPORTATION-PLANNING - MODELS AND ALGORITHMS. *Transportation Science* 18(1), 1-55.
- Maloni, M.J., Carter, C.R., 2006. Opportunities for research in third-party logistics. *Transportation Journal* 45(2), 23-38.
- Mannering, F., Winston, C., 1985. A dynamic empirical analysis of household vehicle ownership and utilization. *The RAND Journal of Economics*, 215-236.
- Mannering, F.L., Bhat, C.R., 2014. Analytic methods in accident research: Methodological frontier and future directions. *Analytic Methods in Accident Research* 1, 1-22.
- Mannering, F.L., Shankar, V., Bhat, C.R., 2016. Unobserved heterogeneity and the statistical analysis of highway accident data. *Analytic methods in accident research* 11, 1-16.
- Manski, C.F., 1977. The structure of random utility models. *Theory and Decision* 8(3), 229-254.
- McCartt, A.T., Hellinga, L.A., Strouse, L.M., Farmer, C.M., 2010. Long-term effects of handheld cell phone laws on driver handheld cell phone use. *Traffic injury prevention* 11(2), 133-141.
- McCartt, A.T., Mayhew, D.R., Braitman, K.A., Ferguson, S.A., Simpson, H.M., 2009. Effects of age and experience on young driver crashes: review of recent literature. *Traffic injury prevention* 10(3), 209-219.
- McFadden, D., Train, K., 2000. Mixed MNL models for discrete response. *Journal of applied Econometrics* 15(5), 447-470.
- McGill, J.I., Van Ryzin, G.J., 1999. Revenue management: Research overview and prospects. *Transportation Science* 33(2), 233-256.

- McGwin Jr, G., Brown, D.B., 1999. Characteristics of traffic crashes among young, middle-aged, and older drivers. *Accident Analysis & Prevention* 31(3), 181-198.
- McKnight, A.J., McKnight, A.S., 1993. The effect of cellular phone use upon driver attention. *Accident Analysis & Prevention* 25(3), 259-265.
- Meixell, M.J., Gargeya, V.B., 2005. Global supply chain design: A literature review and critique. *Transportation Research Part E-Logistics and Transportation Review* 41(6), 531-550.
- Meng, Q., Wang, S., Andersson, H., Thun, K., 2014. Containership routing and scheduling in liner shipping: overview and future research directions. *Transportation Science* 48(2), 265-280.
- Meyer, J., Becker, H., Bosch, P.M., Axhausen, K.W., 2017. Autonomous vehicles: The next jump in accessibilities? *Research in Transportation Economics* 62, 80-91.
- Milakis, D., van Arem, B., van Wee, B., 2017. Policy and society related implications of automated driving: A review of literature and directions for future research. *Journal of Intelligent Transportation Systems* 21(4), 324-348.
- Milton, J.C., Shankar, V.N., Mannering, F., 2008. Highway accident severities and the mixed logit model: An exploratory empirical analysis. *Accident Analysis and Prevention* 40(1), 260-266.
- Mingers, J., Leydesdorff, L., 2015. A review of theory and practice in scientometrics. *European journal of operational research* 246(1), 1-19.
- Mitrović-Minić, S., Krishnamurti, R., Laporte, G., 2004. Double-horizon based heuristics for the dynamic pickup and delivery problem with time windows. *Transportation Research Part B: Methodological* 38(8), 669-685.
- Mohajerpoor, R., Saberi, M., Vu, H.L., Garoni, T.M., Ramezani, M., 2020. H_∞ robust perimeter flow control in urban networks with partial information feedback. *Transportation Research Part B: Methodological* 137, 47-73.
- Mohring, H., 1972. Optimization and scale economies in urban bus transportation. *The American Economic Review* 62(4), 591-604.
- Mokhtarian, P.L., 2009. If telecommunication is such a good substitute for travel, why does congestion continue to get worse? *Transp. Lett.* 1(1), 1-17.
- Mokhtarian, P.L., Cao, X., 2008. Examining the impacts of residential self-selection on travel behavior: A focus on methodologies. *Transportation Research Part B: Methodological* 42(3), 204-228.
- Mokhtarian, P.L., Salomon, I., 2001. How derived is the demand for travel? Some conceptual and measurement considerations. *Transportation Research Part A: Policy and Practice* 35(8), 695-719.
- Molnar, L.J., Eby, D.W., 2008. The relationship between self-regulation and driving-related abilities in older drivers: an exploratory study. *Traffic injury prevention* 9(4), 314-319.
- Mori, U., Mendiburu, A., Alvarez, M., Lozano, J.A., 2015. A review of travel time estimation and forecasting for Advanced Traveller Information Systems. *Transportmetrica A* 11(2), 119-157.
- Moskowitz, H., 1985. Marihuana and driving. *Accident Analysis & Prevention* 17(4), 323-345.
- Mueller, N., Rojas-Rueda, D., Cole-Hunter, T., De Nazelle, A., Dons, E., Gerike, R., Goetschi, T., Panis, L.I., Kahlmeier, S., Nieuwenhuijsen, M., 2015. Health impact assessment of active transportation: a systematic review. *Preventive medicine* 76, 103-114.
- Nair, G.S., Bhat, C.R., Batur, I., Pendyala, R.M., Lam, W.H., 2020. A model of deadheading trips and pick-up locations for ride-hailing service vehicles. *Transportation Research Part A: Policy and Practice* 135, 289-308.
- Nair, R., Miller-Hooks, E., Hampshire, R.C., Busic, A., 2013. Large-Scale Vehicle Sharing Systems: Analysis of Velib'. *International Journal of Sustainable Transportation* 7(1), 85-106.
- Najmi, A., Rashidi, T.H., Abbasi, A., Waller, S.T., 2017. Reviewing the transport domain: An evolutionary bibliometrics and network analysis. *Scientometrics* 110(2), 843-865.
- Narayanan, S., Chaniotakis, E., Antoniou, C., 2020. Shared autonomous vehicle services: A comprehensive review. *Transportation Research Part C: Emerging Technologies* 111, 255-293.
- Newell, G.F., 1993. A SIMPLIFIED THEORY OF KINEMATIC WAVES IN HIGHWAY TRAFFIC .1. GENERAL-THEORY. *Transportation Research Part B-Methodological* 27(4), 281-287.
- Newell, G.F., 2002. A simplified car-following theory: a lower order model. *Transportation Research Part B: Methodological* 36(3), 195-205.
- Noland, R.B., Polak, J.W., 2002. Travel time variability: a review of theoretical and empirical issues. *Transport Reviews* 22(1), 39-54.
- Notteboom, T.E., Rodrigue, J.-P., 2005. Port regionalization: towards a new phase in port development. *Maritime Policy & Management* 32(3), 297-313.
- Nss, P., 2012. Urban form and travel behavior: Experience from a Nordic context. *Journal of Transport and Land Use* 5(2), 21-45.
- O'Connell, J.F., Williams, G., 2005. Passengers' perceptions of low cost airlines and full service carriers: A case study involving Ryanair, Aer Lingus, Air Asia and Malaysia airlines. *Journal of Air Transport Management* 11(4), 259-272.
- Oja, P., Titze, S., Bauman, A., De Geus, B., Krenn, P., Reger-Nash, B., Kohlberger, T., 2011. Health benefits of cycling: a systematic review. *Scandinavian journal of medicine & science in sports* 21(4), 496-509.
- Oppong-Yeboah, N.Y., Gim, T.-H.T., 2020. Does urban form influence automobile trip frequency in Accra, Ghana? *Journal of Transport and Land Use* 13(1), 71-92.

- Oum, T.H., Waters, W.G., Yong, J.-S., 1992. Concepts of price elasticities of transport demand and recent empirical estimates: an interpretative survey. *Journal of Transport Economics and Policy*, 139-154.
- Oviedo-Trespalacios, O., Briant, O., Kaye, S.-A., King, M., 2020. Assessing driver acceptance of technology that reduces mobile phone use while driving: The case of mobile phone applications. *Accident Analysis & Prevention* 135, 105348.
- Páez, A., Scott, D.M., Morency, C., 2012. Measuring accessibility: positive and normative implementations of various accessibility indicators. *Journal of Transport Geography* 25, 141-153.
- Parasuraman, A., Zeithaml, V.A., Berry, L.L., 1988. Servqual: A multiple-item scale for measuring consumer perc. *Journal of retailing* 64(1), 12.
- Park, J.W., Robertson, R., Wu, C.L., 2004. The effect of airline service quality on passengers' behavioural intentions: a Korean case study. *Journal of Air Transport Management* 10(6), 435-439.
- Parker, D., Manstead, A.S., Stradling, S.G., Reason, J.T., Baxter, J.S., 1992. Intention to commit driving violations: An application of the theory of planned behavior. *Journal of applied psychology* 77(1), 94.
- Parker, D., Reason, J.T., Manstead, A.S., Stradling, S.G., 1995. Driving errors, driving violations and accident involvement. *Ergonomics* 38(5), 1036-1048.
- Pearre, N.S., Kempton, W., Guensler, R.L., Elango, V.V., 2011. Electric vehicles: How much range is required for a day's driving? *Transportation Research Part C: Emerging Technologies* 19(6), 1171-1184.
- Pelletier, M.-P., Trépanier, M., Morency, C., 2011. Smart card data use in public transit: A literature review. *Transportation Research Part C: Emerging Technologies* 19(4), 557-568.
- Peltzman, S., 1975. The effects of automobile safety regulation. *Journal of political Economy* 83(4), 677-725.
- Perrine, M., 1973a. Alcohol influences on driving-related behavior: A critical review of laboratory studies of neurophysiological, neuromuscular, and sensory activity. *Journal of safety research*.
- Perrine, M., 1973b. VERMONT SYMPOSIUM ON ALCOHOL, DRUGS, AND DRIVING. *Journal of Safety Research* 5(3), 106-129.
- Pigou, A.C., 2013. *The economics of welfare*. Palgrave Macmillan.
- Plowden, S.P.C., 1967. TRANSPORTATION STUDIES EXAMINED. *Journal of Transport Economics and Policy* 1(1), 5-27.
- Podsakoff, P.M., MacKenzie, S.B., Lee, J.-Y., Podsakoff, N.P., 2003. Common method biases in behavioral research: a critical review of the literature and recommended remedies. *Journal of applied psychology* 88(5), 879.
- Popovich, N., Gordon, E., Shao, Z.Y., Xing, Y., Wang, Y.S., Handy, S., 2014. Experiences of electric bicycle users in the Sacramento, California area. *Travel Behaviour and Society* 1(2), 37-44.
- Pradhan, R.P., Bagchi, T.P., 2013. Effect of transportation infrastructure on economic growth in India: The VECM approach. *Research in Transportation Economics* 38(1), 139-148.
- Pucher, J., Buehler, R., 2008. Making cycling irresistible: Lessons from the Netherlands, Denmark and Germany. *Transport Reviews* 28(4), 495-528.
- Pucher, J., Dijkstra, L., 2003. Promoting safe walking and cycling to improve public health: lessons from the Netherlands and Germany. *American journal of public health* 93(9), 1509-1516.
- Pucher, J., Dill, J., Handy, S., 2010. Infrastructure, programs, and policies to increase bicycling: an international review. *Preventive medicine* 50, S106-S125.
- Pucher, J., Markstedt, A., Hirschman, I., 1983. Impacts of subsidies on the costs of urban public transport. *Journal of Transport Economics and Policy*, 155-176.
- Quddus, M.A., Ochieng, W.Y., Noland, R.B., 2007. Current map-matching algorithms for transport applications: State-of-the-art and future research directions. *Transportation Research Part C-Emerging Technologies* 15(5), 312-328.
- Ranney, T.A., 1994. MODELS OF DRIVING BEHAVIOR - A REVIEW OF THEIR EVOLUTION. *Accident Analysis and Prevention* 26(6), 733-750.
- Rashidi, T.H., Najmi, A., Haider, A., Wang, C., Hosseinzadeh, F., 2020. What we know and do not know about connected and autonomous vehicles. *Transportmetrica A* 16(3), 987-1029.
- Rayle, L., Dai, D., Chan, N., Cervero, R., Shaheen, S., 2016. Just a better taxi? A survey-based comparison of taxis, transit, and ridesourcing services in San Francisco. *Transport Policy* 45, 168-178.
- Raza, W., Krachler, B., Forsberg, B., Sommar, J.N., 2020. Health benefits of leisure time and commuting physical activity: A meta-analysis of effects on morbidity. *J. Transp. Health* 18.
- Reason, J., Manstead, A., Stradling, S., Baxter, J., Campbell, K., 1990. Errors and violations on the roads: a real distinction? *Ergonomics* 33(10-11), 1315-1332.
- Redelmeier, D.A., Tibshirani, R.J., 1997. Association between cellular-telephone calls and motor vehicle collisions. *New England Journal of Medicine* 336(7), 453-458.
- Reynolds, C.C., Harris, M.A., Teschke, K., Cripton, P.A., Winters, M., 2009. The impact of transportation infrastructure on bicycling injuries and crashes: a review of the literature. *Environmental health* 8(1), 47.
- Rezvani, Z., Jansson, J., Bodin, J., 2015. Advances in consumer electric vehicle adoption research: A review and research agenda. *Transportation Research Part D-Transport and Environment* 34, 122-136.
- Ricci, M., 2015. Bike sharing: A review of evidence on impacts and processes of implementation and operation. *Res. Transp. Bus. Manag.* 15, 28-38.
- Richards, P.I., 1956. Shock waves on the highway. *Operations research* 4(1), 42-51.

- Robinson, R., 2002. Ports as elements in value-driven chain systems: the new paradigm. *Maritime Policy & Management* 29(3), 241-255.
- Rodrigue, J.P., Notteboom, T., 2009. The terminalization of supply chains: reassessing the role of terminals in port/hinterland logistical relationships. *Maritime Policy & Management* 36(2), 165-183.
- Roidl, E., Siebert, F.W., Oehl, M., Höger, R., 2013. Introducing a multivariate model for predicting driving performance: The role of driving anger and personal characteristics. *Journal of safety research* 47, 47-56.
- Ropke, S., Pisinger, D., 2006. An adaptive large neighborhood search heuristic for the pickup and delivery problem with time windows. *Transportation Science* 40(4), 455-472.
- Rose, J.M., Bliemer, M.C.J., 2009. Constructing Efficient Stated Choice Experimental Designs. *Transport Reviews* 29(5), 587-617.
- Roso, V., Lumsden, K., 2010. A review of dry ports. *Maritime Economics & Logistics* 12(2), 196-213.
- Saelens, B.E., Handy, S.L., 2008. Built environment correlates of walking: a review. *Medicine and science in sports and exercise* 40(7 Suppl), S550.
- Saelens, B.E., Sallis, J.F., Frank, L.D., 2003. Environmental correlates of walking and cycling: findings from the transportation, urban design, and planning literatures. *Annals of behavioral medicine* 25(2), 80-91.
- Salminen, S., 2004. Have young workers more injuries than older ones? An international literature review. *Journal of Safety Research* 35(5), 513-521.
- Salomon, I., 1986. TELECOMMUNICATIONS AND TRAVEL RELATIONSHIPS - A REVIEW. *Transportation Research Part a-Policy and Practice* 20(3), 223-238.
- Savolainen, P.T., Mannering, F., Lord, D., Quddus, M.A., 2011. The statistical analysis of highway crash-injury severities: A review and assessment of methodological alternatives. *Accident Analysis and Prevention* 43(5), 1666-1676.
- Schliwa, G., Armitage, R., Aziz, S., Evans, J., Rhoades, J., 2015. Sustainable city logistics - Making cargo cycles viable for urban freight transport. *Res. Transp. Bus. Manag.* 15, 50-57.
- Schnebele, E., Tanyu, B.F., Cervone, G., Waters, N., 2015. Review of remote sensing methodologies for pavement management and assessment. *Eur. Transp. Res. Rev.* 7(2).
- Schuitema, G., Steg, L., Forward, S., 2010. Explaining differences in acceptability before and acceptance after the implementation of a congestion charge in Stockholm. *Transportation Research Part A: Policy and Practice* 44(2), 99-109.
- Semenescu, A., Gavreliuc, A., Sarbescu, P., 2020. 30 Years of soft interventions to reduce car use - A systematic review and meta-analysis. *Transportation Research Part D-Transport and Environment* 85, 16.
- Shaheen, S.A., Cohen, A.P., 2013. Carsharing and personal vehicle services: worldwide market developments and emerging trends. *International journal of sustainable transportation* 7(1), 5-34.
- Shechtman, O., Classen, S., Awadzi, K., Mann, W., 2009. Comparison of driving errors between on-the-road and simulated driving assessment: a validation study. *Traffic injury prevention* 10(4), 379-385.
- Sheffi, Y., 1985. *Urban transportation networks*. Prentice-Hall, Englewood Cliffs, NJ.
- Sheller, M., Urry, J., 2006. The new mobilities paradigm. *Environment and planning A* 38(2), 207-226.
- Shen, H., Zou, B., Lin, J., Liu, P., 2020. Modeling travel mode choice of young people with differentiated E-hailing ride services in Nanjing China. *Transportation research part D: transport and environment* 78, 102216.
- Shepherd, S.P., 2014. A review of system dynamics models applied in transportation. *Transportmetrica B-Transp. Dyn.* 2(2), 83-105.
- Sheu, J.B., 2007. An emergency logistics distribution approach for quick response to urgent relief demand in disasters. *Transportation Research Part E-Logistics and Transportation Review* 43(6), 687-709.
- Shi, J., Tao, L., Li, X.Y., Xiao, Y., Atchley, P., 2014. A Survey of Taxi Drivers' Aberrant Driving Behavior in Beijing. *Journal of Transportation Safety & Security* 6(1), 34-43.
- Shladover, S.E., Su, D., Lu, X.-Y., 2012. Impacts of cooperative adaptive cruise control on freeway traffic flow. *Transportation Research Record* 2324(1), 63-70.
- Simões, P., Marques, R.C., 2010. Influence of congestion efficiency on the European seaports performance: does it matter? *Transport Reviews* 30(4), 517-539.
- Singh, V., Singh, V., Vaibhav, S., 2020. A review and simple meta-analysis of factors influencing adoption of electric vehicles. *Transportation Research Part D-Transport and Environment* 86.
- Small, H., 1973. Co-citation in the scientific literature: A new measure of the relationship between two documents. *Journal of the American Society for information Science* 24(4), 265-269.
- Small, K.A., 1982. The scheduling of consumer activities: work trips. *The American Economic Review* 72(3), 467-479.
- Small, K.A., 2015. The bottleneck model: An assessment and interpretation. *Economics of Transportation* 4(1-2), 110-117.
- Small, K.A., Verhoef, E.T., Lindsey, R., 2007. *The economics of urban transportation*. Routledge.
- Small, K.A., Winston, C., Yan, J., 2005. Uncovering the distribution of motorists' preferences for travel time and reliability. *Econometrica* 73(4), 1367-1382.
- Smith, B.L., Williams, B.M., Oswald, R.K., 2002. Comparison of parametric and nonparametric models for traffic flow forecasting. *Transportation Research Part C-Emerging Technologies* 10(4), 303-321.

- Smith, M.J., 1979a. EXISTENCE, UNIQUENESS AND STABILITY OF TRAFFIC EQUILIBRIA. *Transportation Research Part B-Methodological* 13(4), 295-304.
- Smith, M.J., 1979b. The existence, uniqueness and stability of traffic equilibria. *Transportation Research Part B: Methodological* 13(4), 295-304.
- Solomon, M.M., 1987. Algorithms for the vehicle routing and scheduling problems with time window constraints. *Operations research* 35(2), 254-265.
- Spiegelhalter, D.J., Best, N.G., Carlin, B.P., Van Der Linde, A., 2002. Bayesian measures of model complexity and fit. *Journal of the royal statistical society: Series b (statistical methodology)* 64(4), 583-639.
- Stank, T.P., Keller, S.B., Closs, D.J., 2001. Performance benefits of supply chain logistical integration. *Transportation Journal* 41(2-3), 32-46.
- Steg, L., 2005. Car use: lust and must. Instrumental, symbolic and affective motives for car use. *Transportation Research Part a-Policy and Practice* 39(2-3), 147-162.
- Stopford, M., 2009. *Maritime Economics* Routledge. New York, USA.
- Taillard, E., Badeau, P., Gendreau, M., Guertin, F., Potvin, J.Y., 1997. A tabu search heuristic for the vehicle routing problem with soft time windows. *Transportation Science* 31(2), 170-186.
- Tao, X.Z., Zhu, L.C., 2020. Meta-analysis of value of time in freight transportation: A comprehensive review based on discrete choice models. *Transportation Research Part a-Policy and Practice* 138, 213-233.
- Taylor, M.A.P., 2013. Travel through time: the story of research on travel time reliability. *Transportmetrica B-Transp. Dyn.* 1(3), 174-194.
- Tilg, G., Amini, S., Busch, F., 2020. Evaluation of analytical approximation methods for the macroscopic fundamental diagram. *Transportation Research Part C: Emerging Technologies* 114, 1-19.
- Tirachini, A., Chaniotakis, E., Abouelela, M., Antoniou, C., 2020. The sustainability of shared mobility: Can a platform for shared rides reduce motorized traffic in cities? *Transportation Research Part C: Emerging Technologies* 117, 102707.
- Train, K., 1979. Consumers' responses to fuel-efficient vehicles: a critical review of econometric studies. *Transportation* 8(3), 237-258.
- Train, K.E., 2003. *Discrete choice analysis with simulation*. Cambridge, Cambridge, UK.
- Treiber, M., Hennecke, A., Helbing, D., 2000. Congested traffic states in empirical observations and microscopic simulations. *Physical review E* 62(2), 1805.
- Trepanier, M., Tranchant, N., Chapleau, R., 2007. Individual trip destination estimation in a transit Smart Card Automated Fare Collection system. *Journal of Intelligent Transportation Systems* 11(1), 1-14.
- Truong, L.T., Somenahalli, S.V.C., 2011. Using GIS to Identify Pedestrian-Vehicle Crash Hot Spots and Unsafe Bus Stops. *Journal of Public Transportation* 14(1), 99-114.
- Ulleberg, P., Rundmo, T., 2003. Personality, attitudes and risk perception as predictors of risky driving behaviour among young drivers. *Safety Science* 41(5), 427-443.
- Van Acker, V., Witlox, F., 2010. Car ownership as a mediating variable in car travel behaviour research using a structural equation modelling approach to identify its dual relationship. *Journal of Transport Geography* 18(1), 65-74.
- Van Arem, B., Van Driel, C.J., Visser, R., 2006. The impact of cooperative adaptive cruise control on traffic-flow characteristics. *IEEE Transactions on intelligent transportation systems* 7(4), 429-436.
- van de Kaa, E.J., 2010a. Applicability of an Extended Prospect Theory to Travel Behaviour Research: A Meta-Analysis. *Transport Reviews* 30(6), 771-804.
- Van De Kaa, E.J., 2010b. Prospect theory and choice behaviour strategies: review and synthesis of concepts from social and transport sciences. *Eur. J. Transport. Infrastruct. Res.* 10(4).
- Van Eck, N.J., Waltman, L., 2010. Software survey: VOSviewer, a computer program for bibliometric mapping. *scientometrics* 84(2), 523-538.
- van Eck, N.J., Waltman, L., 2014. Visualizing Bibliometric Networks, in: Ding, Y., Rousseau, R., Wolfram, D. (Eds.), *Measuring Scholarly Impact: Methods and Practice*. Springer International Publishing, Cham, pp. 285-320.
- van Wee, B., Geurs, K., 2011. Discussing Equity and Social Exclusion in Accessibility Evaluations. *Eur. J. Transport. Infrastruct. Res.* 11(4), 350-367.
- Van Wissen, L., Meurs, H., 1989. The Dutch mobility panel: Experiences and evaluation. *Transportation* 16(2), 99-119.
- Veenstra, A., Zuidwijk, R., van Asperen, E., 2012. The extended gate concept for container terminals: Expanding the notion of dry ports. *Maritime Economics & Logistics* 14(1), 14-32.
- Verhoeven, P., 2010. A review of port authority functions: towards a renaissance? *Maritime Policy & Management* 37(3), 247-270.
- Viano, D.C., Lau, I.V., Asbury, C., King, A.I., Begeman, P., 1989. Biomechanics of the human chest, abdomen, and pelvis in lateral impact. *Accident Analysis & Prevention* 21(6), 553-574.
- Vickrey, W.S., 1969. Congestion theory and transport investment. *The American Economic Review* 59(2), 251-260.
- Victor, T.W., Harbluk, J.L., Engström, J.A., 2005. Sensitivity of eye-movement measures to in-vehicle task difficulty. *Transportation Research Part F: Traffic Psychology and Behaviour* 8(2), 167-190.
- Walters, A.A., 1961. The theory and measurement of private and social cost of highway congestion. *Econometrica: Journal of the Econometric Society*, 676-699.

- Wang, F., Mao, Z., Wang, D., 2020. Residential relocation and travel satisfaction change: An empirical study in Beijing, China. *Transportation Research Part A: Policy and Practice* 135, 341-353.
- Wang, S., Liu, Z., Bell, M.G., 2015a. Profit-based maritime container assignment models for liner shipping networks. *Transportation Research Part B: Methodological* 72, 59-76.
- Wang, W., Attanucci, J.P., Wilson, N.H.M., 2011. Bus Passenger Origin-Destination Estimation and Related Analyses Using Automated Data Collection Systems. *Journal of Public Transportation* 14(4), 131-150.
- Wang, Y., Meng, Q., Du, Y., 2015b. Liner container seasonal shipping revenue management. *Transportation Research Part B: Methodological* 82, 141-161.
- Wardrop, J.G., 1952. Road paper. some theoretical aspects of road traffic research. *Proceedings of the institution of civil engineers* 1(3), 325-362.
- Washington, S., Karlaftis, M.G., Mannering, F., Anastasopoulos, P., 2020. *Statistical and econometric methods for transportation data analysis*. CRC press.
- Watling, D.P., Cantarella, G.E., 2013. Modelling sources of variation in transportation systems: theoretical foundations of day-to-day dynamic models. *Transportmetrica B-Transp. Dyn.* 1(1), 3-32.
- Webb, G., Sanson-Fisher, R., Bowman, J.A., 1988. Psychosocial factors related to parental restraint of pre-school children in motor vehicles. *Accident Analysis & Prevention* 20(2), 87-94.
- Williams, A.F., 2003. Teenage drivers: patterns of risk. *Journal of safety research* 34(1), 5-15.
- Williams, E.W., 1980. The National Transportation Policy Study Commission and Its Final Report: A Review. *Transportation Journal*, 5-19.
- Williams, H., de Dios Ortuzar, J., 1982. Travel demand and response analysis—some integrating themes. *Transportation Research Part A: General* 16(5-6), 345-362.
- Williams, H.C., 1977. On the formation of travel demand models and economic evaluation measures of user benefit. *Environment and planning A* 9(3), 285-344.
- Wong, C.W.Y., 2009. Complementarities and alignment of information systems management and supply chain management. *International Journal of Shipping and Transport Logistics* 1(2), 156-171.
- Woodcock, J., Edwards, P., Tonne, C., Armstrong, B.G., Ashiru, O., Banister, D., Beevers, S., Chalabi, Z., Chowdhury, Z., Cohen, A., Franco, O.H., Haines, A., Hickman, R., Lindsay, G., Mittal, I., Mohan, D., Tiwari, G., Woodward, A., Roberts, I., 2009. Public health benefits of strategies to reduce greenhouse-gas emissions: urban land transport. *The Lancet* 374(9705), 1930-1943.
- Wu, Y.-C.J., Goh, M., 2010. Container port efficiency in emerging and more advanced markets. *Transportation Research Part E: Logistics and Transportation Review* 46(6), 1030-1042.
- Yang, H., Bell, M.G.H., 1998. Models and algorithms for road network design: a review and some new developments. *Transport Reviews* 18(3), 257-278.
- Yasmin, S., Eluru, N., Ukkusuri, S.V., 2014. Alternative Ordered Response Frameworks for Examining Pedestrian Injury Severity in New York City. *Journal of Transportation Safety & Security* 6(4), 275-300.
- Ye, R., De Vos, J., Ma, L., 2020. Analysing the association of dissonance between actual and ideal commute time and commute satisfaction. *Transportation research part A: policy and practice* 132, 47-60.
- Yue, Y., Lan, T., Yeh, A.G.O., Li, Q.Q., 2014. Zooming into individuals to understand the collective: A review of trajectory-based travel behaviour studies. *Travel Behaviour and Society* 1(2), 69-78.
- Zhao, P., Cao, Y., 2020. Commuting inequity and its determinants in Shanghai: New findings from big-data analytics. *Transport policy* 92, 20-37.
- Zohar, D., 1980. Safety climate in industrial organizations: theoretical and applied implications. *Journal of applied psychology* 65(1), 96.
- Zohar, D., 2010. Thirty years of safety climate research: Reflections and future directions. *Accident Analysis and Prevention* 42(5), 1517-1522.

Appendix A – The search query for acquisition of the reference dataset of transportation literature

SO=("analytic methods in accident research" OR "transport reviews" OR "transportation research part b-methodological" OR "transportation research part e-logistics and transportation review" OR "transportation research part d-transport and environment" OR "transportation" OR "transportation research part c-emerging technologies" OR "transportation research part a-policy and practice" OR "journal of transport geography" OR "accident analysis and prevention" OR "transportation science" OR "transport policy" OR "travel behaviour and society" OR "journal of intelligent transportation systems" OR "maritime policy & management" OR "journal of safety research" OR "journal of air transport management" OR "international journal of sustainable transportation" OR "transportation research part f-traffic psychology and behaviour" OR "transportmetrica a-transport science" OR "journal of transport & health" OR "european transport research review" OR "transportmetrica b-transport dynamics" OR "research in transportation business and management" OR "research in transportation economics" OR "transportation letters-the international journal of transportation research" OR "maritime economics & logistics" OR "economics of transportation" OR "journal of transportation safety & security" OR "journal of advanced transportation" OR "mobilities" OR "journal of transport and land use" OR "traffic injury prevention" OR "journal of public transportation" OR "transportation journal" OR "european journal of transport and infrastructure research" OR "journal of transport economics and policy" OR "international journal of shipping and transport logistics" OR "international journal of transport economics")

Appendix B – The search query for acquisition of the review articles of transportation literature

TI=("literature review" OR "literature survey" OR "literature mapping" OR "A review" OR "scoping review" OR "systematic review" OR "systematised review" OR "systematic survey of the literature" OR "comprehensive review" OR "critical review" OR "mapping review" OR "mixed methods review" OR "bibliometric review" OR "scientometric review" OR "evidence synthesis" OR "synthesis of evidence" OR "rapid review" OR "state-of-the-art review" OR "review of the state of the art" OR "qualitative review" OR "quantitative review" OR "umbrella review" OR "meta analysis" OR "meta-analysis" OR "meta-analytic" OR "meta synthesis" OR "meta-synthesis" OR "meta evidence") OR AK=("literature review" OR "literature survey" OR "systematic review" OR "scoping review" OR "critical review" OR "literature analysis" OR "literature mapping" OR "bibliometric" OR "scientometric" OR "survey of literature" OR "meta-analysis" OR "meta research"))

Appendix C – Clusters of emerging influential authors based on similarity of their references in their transportation publications 2017 or later, and based on normalised citation (min=40.00)

Author cluster	Dominant topics within each cluster	Author name (average publication year, normalised citation)
Cluster #1 (grey)	Travel behaviour, public transport & transport economics	De Vos, Jonas (2017.87, 93.45); Wang, Shanyong (2017.75, 83.08); Cats, Oded (2017.88, 90.88); Wang, Jing (2017.36, 74.03); Chen, Peng (2017.32, 63.88); Zhao, Jinhua (2017.41, 52.15); Ding, Chuan (2017.64, 43.46); Wang, Kun (2017.64, 43.46); Rasouli, Soora (2016.91, 40.46);
Cluster #2 (red)	Network modelling, optimisation & traffic flow	Wang, Yunpeng (2017.10, 112.02); Menendez, Monica (2017.11, 86.27); Wang, Meng (2017.67, 59.80); Ramezani, Mohsen (2017.60, 56.59); Ma, Jiaqi (2017.86, 54.60); Chen, Xiqun (Michael) (2017.67, 53.18); Wu, Jianjun (2017.50, 52.92); Liu, Yang (2017.12, 50.50); He, Fang (2016.88, 71.60); Sun, Huijun (2017.21, 44.45); He, Zhengbing (2017.47, 45.26); Jiang, Rui (2017.63, 41.16); Saberi, Meead (2017.58, 40.20), Haghani, Milad (2018.15, 40.01); Jia, Bin (2017.01, 41.16)
Cluster #3 (yellow)	Traffic psychology & driving behaviour	Oviedo-Trespalacios, Oscar (2018.52, 62.52); Wang, Jing (2017.36, 74.03); Happee, Riender (2017.88, 47.15); Qu, Xingda (2018.78, 42.59); Zhang, Tingru (2017.42, 43.57);
Cluster #4 (orange)	Road safety, transportation safety & traffic safety	Lee, Jaeyoung (2017.71, 114.24); Guo, Yanyong (2018.40, 75.71); Wen, Huiying (2018.38, 58.26); Fountas, Grigorios (2018.27, 51.53); Hao, Wei (2018.05, 48.40); Cai, Qing (2018.35, 48.28); Wang, Ling (2017.79, 41.59)
Cluster #5 (green)	Port and maritime logistics/economics & logistics and supply chain	Van Woensel, Tom (2017.17, 52.05); Yang, Zaili (2017.19, 40.53);

Appendix D – Clusters of co-authorships in transportation literature for major authors of the field. Number of links represent the number of co-authors on the network while link strengths represent the number of co-authored publications with other authors of the network. Authors of each cluster are listed alphabetically.

Author cluster	Author name (number of links, total link strength)
#1 (n=28)	Boyle, Linda NG (2, 8); Boyle, Linda NG (3, 6); Cherry, Christopher R. (3, 4); Chow, Joseph Y. J. (3, 3); Donnell, Eric T. (1, 5); Dozza, Marco (4, 4); Farber, Steven (4, 14); Friesz, Terry L. (4, 23); Gayah, Vikash V. (9, 22); Guo, Feng (5, 5); Habib, Khandker Nurul (2, 5); Han, Ke (5, 28); Jin, Wen-Long (2, 3); Khattak, Asad J. (3, 16); Kockelman, Kara M. (4, 7); Lee, John D. (2, 8); Liu, Jun (6, 21); Miller, Eric J. (4, 9); Mishra, Sabyasachee (3, 3); Morency, Catherine (4, 18); NG, Manwo (5, 10); Nordfjaern, Trond (1, 2); Paez, Antonio (8, 26); Roorda, Matthew J. (6, 13); Schonfeld, Paul (2, 2); Scott, Darren M. (5, 7); Szeto, W. Y. (16, 41); Waller, S. Travis (9, 21)
#2 (n=25)	Antoniou, Constantinos (12, 31); Arentze, Theo (6, 36); Ben-Akiva, Moshe (6, 9); Bierlaire, Michel (6, 6); Borjesson, Maria (7, 26); Carlos Martin, Juan (3, 5); Carlos Munoz, Juan (5, 9); Cherchi, Elisabetta (6, 18); Chorus, Caspar (14, 35); Cirillo, Cinzia (5, 6); Eliasson, Jonas (5, 17); Elvik, Rune (5, 9); Fosgerau, Mogens (4, 6); Handy, Susan (5, 6); Haustein, Sonja (4, 5); Kroesen, Maarten (5, 16); Odeck, James (1, 1); Ortuzar, Juan De Dios (12, 36); Papadimitriou, Eleonora (4, 37); Proost, Stef (3, 5); Rasouli, Soora (4, 35); Timmermans, Harry (21, 106); Van Wee, Bert (17, 36); Walker, Joan L. (5, 7); Yannis, George (7, 46)
#3 (n=24)	Chang, Young-Tae (5, 10); Cheng, T. C. E. (5, 35); Dresner, Martin (2, 2); Ferrari, Claudio (3, 13); Fu, Xiaowen (14, 55); Lai, Kee-Hung (5, 39); Lam, Jasmine Siu Lee (14, 18); Lee, Paul Tae-Woo (11, 26); Li, Kevin X. (10, 16); Lu, Chin-Shan (4, 6); Lun, Y. H. Venus (7, 35); Luo, Meifeng (8, 12); NG, Adolf K. Y. (10, 27); Notteboom, Theo (7, 16); Oum, TH (3, 10); Parola, Francesco (3, 15); Vanelander, Thierry (2, 4); Wang, Kun (8, 30); Wong, Yiik Diew (3, 4); Yang, Zaili (5, 14); Yang, Zhongzhen (7, 17); Yip, Tsz Leung (7, 11); Zhang, Anming (7, 34); Zhang, Yahua (3, 19)
#4 (n=23)	Chen, Feng (5, 5); Chen, Peng (4, 17); Gao, H. Oliver (3, 3); He, Fang (6, 18); Huang, Hai-Jun (14, 59); Jia, Bin (12, 33); Jiang, Rui (13, 40); Liu, Wei (6, 31); Ma, Shoufeng (3, 8); Nie, Yu (Marco) (11, 19); Qian, Zhen (Sean) (5, 11); Sheu, Jiu-Biing (4, 4); Sun, Jian (6, 13); Wang, Hua (9, 35); Wang, Yin Hai (14, 26); Wang, Yunpeng (6, 25); Yang, Hai (24, 131); Yin, Yafeng (10, 38); Yu, Bin (6, 11); Zhang, Guohui (6, 15); Zhang, H. M. (9, 24); Zhang, Junyi (3, 6); Zhang, Xiaoning (12, 28)
#5 (n=21)	Axhausen, Kay W. (21, 34); Bhat, Chandra R. (12, 56); Bliemer, Michiel C. J. (12, 28); Chiou, Yu-Chiun (1, 5); Corman, Francesco (3, 3); Golob, TF (2, 3); Hensher, David A. (18, 119); Jara-Diaz, Sergio (4, 8); Jou, Rong-Chang (5, 6); Kitamura, R (7, 7); Koppelman, FS (2, 6); Lee, Der-Horn (5, 11); Li, Zheng (5, 34); Mahmassani, Hani S. (4, 9); Menendez, Monica (5, 9); Mokhtarian, Patricia L. (9, 14); Pendyala, Ram M. (6, 30); Rose, John M. (11, 72); Tirachini, Alejandro (9, 19); Viti, Francesco (5, 5); Zhou, Xuesong (12, 21)
#6 (n=19)	Ban, Xuegang (Jeff) (8, 18); Cantillo, Victor (8, 26); Chen, Xiqun (Michael) (8, 18); Dell'olio, Luigi (3, 31); El-Geneidy, Ahmed (6, 21); Fu, Liping (5, 15); Holguin-Veras, Jose (7, 11); Ibeas, Angel (5, 33); Levinson, David (5, 13); Li, Li (13, 35); Liu, Henry X. (9, 20); Lord, Dominique (8, 17); Ma, Wanjing (7, 13); Manaugh, Kevin (3, 15); Miranda-Moreno, Luis F. (5, 20); Ozbay, Kaan (2, 4); Ran, Bin (9, 15); Zhang, Lei (6, 16); Zhang, Yunlong (2, 7)
#7 (n=18)	Chatterjee, Kiron (2, 6); Daly, Andrew (5, 26); Hess, Stephane (12, 42); Ison, Stephen (8, 18); Liu, Yang (8, 11); Lucas, Karen (6, 10); Lyons, Glenn (4, 8); Marsden, Greg (5, 8); Merkert, Rico (7, 13); Monios, Jason (3, 7); Mulley, Corinne (8, 31); Preston, John (2, 2); Quddus, Mohammed (13, 30); Rye, Tom (4, 10); Ryley, Tim (4, 6); Scheiner, Joachim (1, 1); Wang, Chao (6, 15); Wardman, Mark (5, 7)
#8 (n=18)	Crundall, David (1, 1); Gkritza, Konstantina (4, 9); Hansen, Mark (1, 2); Huang, Helai (12, 52); Karlaftis, Matthew G. (5, 13); Li, Ye (10, 34); Li, Zhibin (9, 52); Liu, Pan (11, 63); Mannering, Fred (9, 17); Peeta, Srinivas (4, 4); Schwebel, David C. (2, 2); Ukkusuri, Satish V. (4, 4); Vlahogianni, Eleni I. (4, 14); Wang, Hao (12, 35); Wang, Wei (14, 101); Xu, Chengcheng (8, 61); Zhang, Wei (9, 13); Zhang, Yu (4, 8)
#9 (n=17)	Bekhor, Shlomo (7, 14); Cassidy, Michael J. (3, 9); Daganzo, CF (6, 13); Farah, Haneen (7, 23); Geroliminis, Nikolas (13, 20); Hall, RW (1, 2); Hoogendoorn, Serge P. (15, 55); Kaplan, Sigal (7, 38); Knoop, Victor L. (9, 27); Leclercq, Ludovic (3, 12); Li, Xiaopeng (10, 26); Ouyang, Yanfeng (8, 19); Prato, Carlo G. (8, 43); Shiftan, Yoram (6, 12); Taubman-Ben-Ari, Orit (4, 12); Toledo, Tomer (11, 23); Van Arem, Bart (7, 26)
#10 (n=15)	Brown, Julie (1, 7); Cats, Oded (10, 27); Delhomme, Patricia (2, 9); Eluru, Naveen (13, 42); Haworth, Narelle (8, 18); Ivers, Rebecca (2, 9); King, Mark (17, 32); Oviedo-Trespalacios, Oscar (6, 18); Rakotonirainy, Andry (7, 18); Shinar, David (2, 2); Susilo, Yusak O. (5, 11); Tay, Richard (2, 3); Washington, Simon (11, 30); Watson, Barry (7, 8); Zheng, Zuduo (4, 16)
#11 (n=13)	Bedard, Michel (3, 5); Ceder, Avishai (Avi) (4, 4); Currie, Graham (10, 48); Delbosc, Alexa (5, 31); Eby, David W. (2, 28); Gabler, Hampton C. (1, 1); Koppel, Sjaan (5, 24); Lenne, Michael G. (5, 6); Molnar, Lisa J. (3, 30); Newstead, Stuart (1, 4); Sarvi, Majid (7, 18); Stephens, Amanda N. (4, 19); Sullman, Mark J. M. (1, 10)
#12 (n=11)	Banister, David (3, 9); Button, K (2, 3); De Vos, Jonas (7, 28); Dijst, Martin (3, 14); Ettema, Dick (10, 62); Givoni, Moshe (3, 9); Nijkamp, P (3, 25); Rietveld, Piet (6, 33); Schwanen, Tim (9, 23); Verhoef, Erik T. (1, 1); Witlox, Frank (7, 30)
#13 (n=10)	Chen, Anthony (11, 27); Choi, Keechoo (14, 35); Lam, William H. K. (23, 112); Li, Zhi-Chun (10, 48); Lo, Hong K. (18, 51); Loo, Becky P. Y. (7, 12); Sumalee, Agachai (7, 28); Sze, N. N. (11, 32); Wang, Donggen (3, 5); Wong, S. C. (21, 138)
#14 (n=9)	Bell, Michael G. H. (16, 41); Friman, Margareta (3, 39); Fujii, Satoshi (9, 32); Garling, Tommy (4, 42); Graham, Daniel J. (4, 7); Morikawa, Takayuki (3, 14); Noland, Robert B. (4, 9); Schmoecker, Jan-Dirk (7, 20); Yamamoto, Toshiyuki (3, 13)
#15 (n=8)	Gao, Ziyong (23, 97); Liu, Ronghui (15, 31); Papageorgiou, Markos (4, 27); Papamichail, Ioannis (1, 24); Sun, Huijun (8, 45); Wang, David Z. W. (9, 30); Wu, Jianjun (12, 53); Yang, Lixing (7, 35)
#16 (n=7)	Laporte, Gilbert (1, 2); Liu, Zhiyuan (17, 66); Meng, Qiang (14, 117); Qu, Xiaobo (9, 36); Wang, Shuaiian (12, 86); Weng, Jinxian (7, 35); Yan, Xuedong (16, 37)

#17 (n=6)	Abdel-Aty, Mohamed (17, 117); El-Basyouny, Karim (1, 10); Lee, Jaeyoung (8, 66); Sayed, Tarek (3, 12); Wang, Xuesong (10, 40); Yu, Rongjie (7, 37)
#18 (n=6)	Cicchino, Jessica B. (1, 6); Ferguson, SA (3, 35); Lund, AK (3, 25); McCartt, Anne T. (3, 14); Preusser, DF (3, 44); Williams, AF (5, 74)
#19 (n=4)	Brijs, Kris (3, 63); Brijs, Tom (3, 99); Daniels, Stijn (6, 69); Wets, Geert (7, 97);
#20 (n=3)	Gatta, Valerio (2, 27); Macharis, Cathy (2, 4); Marcucci, Edoardo (3, 28)
#21 (n=2)	Malighetti, Paolo (1, 23); Redondi, Renato (2, 24)

Appendix E – Most cited transportation papers, based on global citation count

Title	Authors (year)	Journal	Citation count
Travel demand and the 3Ds: Density, diversity, and design	Cervero and Kockelman (1997)	Transportation Research Part D	1503
The cell transmission model - a dynamic representation of highway traffic consistent with the hydrodynamic theory	Daganzo (1994a)	Transportation Research Part B	1423
The cell transmission model .2. Network traffic	Daganzo (1995a)	Transportation Research Part B	1046
The Mixed Logit model: The state of practice	Hensher and Greene (2003)	Transportation	903
A behavioral car-following model for computer-simulation	Gipps (1981)	Transportation Research Part B	876
The sustainable mobility paradigm	Banister (2008)	Transport Policy	801
The statistical analysis of crash-frequency data: A review and assessment of methodological alternatives	Lord and Mannering (2010)	Transportation Research Part A	767
Making cycling irresistible: Lessons from the Netherlands, Denmark and Germany	Pucher and Buehler (2008)	Transport Reviews	703
A latent class model for discrete choice analysis: Contrasts with mixed logit	Greene and Hensher (2003)	Transportation Research Part B	693
Network Design and Transportation-Planning - Models and Algorithms	Magnanti and Wong (1984)	Transportation Science	679
Self-organized pedestrian crowd dynamics: Experiments, simulations, and design solutions	Helbing et al. (2005)	Transportation Science	676
Preparing a nation for autonomous vehicles: opportunities, barriers and policy recommendations	Fagnant and Kockelman (2015)	Transportation Research Part A	666
An adaptive large neighborhood search heuristic for the pickup and delivery problem with time windows	Ropke and Pisinger (2006)	Transportation Science	661
Existence of urban-scale macroscopic fundamental diagrams: Some experimental findings	Geroliminis and Daganzo (2008)	Transportation Research Part B	588
Revenue management: Research overview and prospects	McGill and Van Ryzin (1999)	Transportation Science	569
Car use: lust and must. Instrumental, symbolic and affective motives for car use	Steg (2005)	Transportation Research Part A	564
A continuum theory for the flow of pedestrians	Hughes (2002)	Transportation Research Part B	563
A micro-analysis of land use and travel in five neighborhoods in the San Francisco Bay Area	Kitamura et al. (1997)	Transportation	551
Correlation or causality between the built environment and travel behavior? Evidence from Northern California	Handy et al. (2005)	Transportation Research Part D	529
Vehicle routing problem with time windows, part 1: Route construction and local search algorithms	Braysy and Gendreau (2005)	Transportation Science	524
Driving speed and the risk of road crashes: A review	Aarts and van Schagen (2006)	Accident Analysis and Prevention	519
Examining the Impacts of Residential Self-Selection on Travel Behaviour: A Focus on Empirical Findings	Cao et al. (2009b)	Transport Reviews	511
Comparison of parametric and nonparametric models for traffic flow forecasting	Smith et al. (2002)	Transportation Research Part B	501
A simplified theory of kinematic waves in highway traffic .1. General theory	Newell (1993)	Transportation Research Part B	497
Transport and climate change: a review	Chapman (2007)	Journal of Transport Geography	492
Commuting by Bicycle: An Overview of the Literature	Heinen et al. (2010)	Transport Reviews	490
Requiem for second-order fluid approximations of traffic flow	Daganzo (1995c)	Transportation Research Part B	487
Traffic Equilibrium and Variational-Inequalities	Dafermos (1980)	Transportation Science	487
A tabu search heuristic for the vehicle routing problem with soft time windows	Taillard et al. (1997)	Transportation Science	480
Long short-term memory neural network for traffic speed prediction using remote microwave sensor data	Ma et al. (2015)	Transportation Research Part C	475

Appendix F – Top cited papers of each ‘Transportation’ journal

Journal title	Article	Cit.	Journal title	Article	Cit.	Journal title	Article	Cit.
Accid. Anal. Prev. (n=6,410)	Aarts and van Schagen (2006)	514	J. Air Transp. Manag. (n=1,559)	Liou et al. (2007)	254	Eur. Transp. Res. Rev. (n=345)	Kumar and Vanajakshi (2015)	107
	Zohar (2010)	453		O'Connell and Williams (2005)	178		Agostinacchio et al. (2014)	76
	Jonah (1997)	430		Park et al. (2004)	178		Schnebele et al. (2015)	54
Transp. Res. Pt. A-Policy Pract. (n=3,715)	Lord and Mannering (2010)	764	Transp. J. (n=1,432)	Stank et al. (2001)	160	Int. J. Shipp. Transp. Logist. (n=344)	Lam and Gu (2013)	57
	Fagnant and Kockelman (2015)	648		Crujssens et al. (2007)	143		Wong (2009)	48
	Steg (2005)	559		Maloni and Carter (2006)	106		Bichou (2011)	45
Transp. Res. Pt. B-Methodol. (n=2,884)	Daganzo (1994a)	1416	J. Transp. Econ. Policy (n=1,364)	Goodwin (1992)	316	Eur. J. Transport. Infrastruct. Res. (n=333)	Chorus (2010)	128
	Daganzo (1995a)	1043		Louviere (1988)	254		Jorge and Correia (2013)	116
	Gipps (1981)	873		Oum et al. (1992)	249		van Wee and Geurs (2011)	96
Transport. Res. Part D-Transport. Environ. (n=2,318)	Cervero and Kockelman (1997)	1495	Transp. Rev. (n=1,358)	Pucher and Buehler (2008)	701	Int. J. Transp. Econ. (n=323)	De Langen and Pallis (2006)	48
	Handy et al. (2005)	525		Cao et al. (2009b)	508		Ferrari et al. (2010)	35
	Kempton and Letendre (1997)	398		Heinen et al. (2010)	485		Gonzalez-Feliu et al. (2013)	34
J. Transp. Geogr. (n=2,087)	Chapman (2007)	486	J. Transp. Health (n=1,008)	Goodman et al. (2014)	70	Marit. Econ. Logist. (n=318)	Alvarez (2009)	101
	Coffin (2007)	456		Christiansen et al. (2016)	67		Veenstra et al. (2012)	88
	Geels (2012)	316		Griffin and Jiao (2015)	51		Roso and Lumsden (2010)	66
J. Saf. Res. (n=1,973)	Williams (2003)	395	Marit. Policy Manag. (n=634)	Verhoeven (2010)	139	J. Transp. Land Use (n=281)	Cervero (2013)	112
	Dedobbeleer and Béland (1991)	347		Rodrigue and Notteboom (2009)	138		Daniels and Mulley (2013)	88
	Cooper and Phillips (2004)	344		Eide et al. (2011)	98		Nss (2012)	73
Transportation (n=1,911)	Hensher and Greene (2003)	902	Int. J. Sustain. Transp. (n=614)	Cervero et al. (2009)	328	Travel Behav. Soc. (n=249)	Yue et al. (2014)	93
	Kitamura et al. (1997)	550		Shaheen and Cohen (2013)	215		Popovich et al. (2014)	64
	Hensher (1994)	293		Nair et al. (2013)	160		Alemi et al. (2018)	58
Transp. Res. Pt. E-Logist. Transp. Rev. (n=1,895)	Bates et al. (2001)	433	Res. Transp. Econ. (n=590)	Pradhan and Bagchi (2013)	86	Res. Transp. Bus. Manag. (n=229)	Ricci (2015)	114
	Meixell and Gargeya (2005)	373		Meyer et al. (2017)	75		Hagman et al. (2016)	65
	Sheu (2007)	349		Hidalgo and Gutierrez (2013)	56		Schliwa et al. (2015)	59
Transp. Res. Pt. F-Traffic Psychol. Behav. (n=1,789)	Engström et al. (2005)	346	Mobilities (n=512)	Laurier et al. (2008)	182	J. Publ. Transp. (n=209)	Wang et al. (2011)	68
	Kyriakidis et al. (2015)	296		Jensen (2009)	153		Collins et al. (2013)	60
	Victor et al. (2005)	228		Harvey and Knox (2012)	127		Truong and Somenahalli (2011)	52
Traffic Inj. Prev. (n=1,788)	Molnar and Eby (2008)	126	J. Intell. Transport. Syst. (n=463)	Balcik et al. (2008)	229	Transportmetrica B-Transp. Dyn. (n=195)	Shepherd (2014)	95
	Shechtman et al. (2009)	122		Trepanier et al. (2007)	152		Watling and Cantarella (2013)	57
	McCart et al. (2009)	115		Milakis et al. (2017)	150		Taylor (2013)	47
Transp. Sci. (n=1,637)	Magnanti and Wong (1984)	674	Transportmetrica A (n=424)	Daziano and Bolduc (2013)	96	Anal. Methods Accid. Res. (n=99)	Mannering et al. (2016)	318
	Helbing et al. (2005)	670		Mori et al. (2015)	90		Behnood and Mannering (2015)	81
	Ropke and Pisinger (2006)	655		Bordagaray et al. (2014)	67		Barua et al. (2016)	79
Transp. Policy (n=1,600)	Banister (2008)	793	Transp. Lett. (n=365)	Hood et al. (2011)	156	Econ. Transp. (n=96)	Inci (2015)	66
	Anable (2005)	461		Mokhtarian (2009)	85		Fosgerau (2015)	38
	Beirao and Cabral (2007)	438		Auld et al. (2009)	72		Small (2015)	36
Transp. Res. Pt. C-Emerg. Technol. (n=2692)	Smith et al. (2002)	501	J. Transp. Saf. Secur. (n=317)	Yasmin et al. (2014)	29	J. Adv. Transp. (n=159)	Chen et al. (1999)	159
	Ma et al. (2015)	475		Shi et al. (2014)	21		Imai et al. (1997)	148
	Ouddus et al. (2007)	463		Cosma et al. (2016)	19		Bejan (1996)	141

Appendix G – Most cited reviews of transportation literature, based on global citation count

Title	Authors (year)	Journal	Citation count
The statistical analysis of crash-frequency data: A review and assessment of methodological alternatives	Lord and Mannering (2010)	Transportation Research Part A	767
Driving speed and the risk of road crashes: A review	Aarts and van Schagen (2006)	Accident Analysis and Prevention	519
Transport and climate change: a review	Chapman (2007)	Journal of Transport Geography	492
From roadkill to road ecology: A review of the ecological effects of roads	Coffin (2007)	Journal of Transport Geography	460
Models and algorithms for road network design: a review and some new developments	Yang and Bell (1998)	Transport Reviews	446
Sensation seeking and risky driving: A review and synthesis of the literature	Jonah (1997)	Accident Analysis and Prevention	430
The statistical analysis of highway crash-injury severities: A review and assessment of methodological alternatives	Savolainen et al. (2011)	Accident Analysis and Prevention	412
Smart card data use in public transit: A literature review	Pelletier et al. (2011)	Transportation Research Part C	403
Global supply chain design: A literature review and critique	Meixell and Gargeya (2005)	Transportation Research Part E	374
Elasticities of road traffic and fuel consumption with respect to price and income: A review	Goodwin et al. (2004)	Transport Reviews	367
A meta-analysis of the effects of cell phones on driver performance	Caird et al. (2008)	Accident Analysis and Prevention	323
Advances in consumer electric vehicle adoption research: A review and research agenda	Rezvani et al. (2015)	Transportation Research Part E	318
A review of new demand elasticities with special reference to short and long-run effects of price changes	Goodwin (1992)	Journal of Transport Economics and Policy	316
Bikeshare: A Review of Recent Literature	Fishman (2016)	Transport Reviews	273
Conjoint-analysis modeling of stated preferences - a review of theory, methods, recent developments and external validity	Louviere (1988)	Journal of Transport Economics and Policy	254
Development and impact of the modern high-speed train: A review	Givoni (2006)	Transport Reviews	253
Constructing Efficient Stated Choice Experimental Designs	Rose and Bliemer (2009)	Transport Reviews	252
Models of driving behavior - A review of their evolution	Ranney (1994)	Accident Analysis and Prevention	251
Is a new applied transportation research field emerging? - A review of intermodal rail-truck freight transport literature	Bontekoning et al. (2004)	Transportation Research Part A	239
Bicycle helmet efficacy: a meta-analysis	Attewell et al. (2001)	Accident Analysis and Prevention	234
The Driver Behaviour Questionnaire as a predictor of accidents: A meta-analysis	de Winter and Dodou (2010)	Journal of Safety Research	228
Thirty Years of Inventory Routing	Coelho et al. (2014)	Transportation Science	224
Travel time variability: a review of theoretical and empirical issues	Noland and Polak (2002)	Transport Reviews	219
Have young workers more injuries than older ones? An international literature review	Salminen (2004)	Journal of Safety Research	215
A review of neural networks applied to transport.	Dougherty (1995)	Transportation Research Part C	212
A review of risk factors and patterns of motorcycle injuries	Lin and Kraus (2009)	Accident Analysis and Prevention	209
Effects of adaptive cruise control and highly automated driving on workload and situation awareness: A review of the empirical evidence	de Winter et al. (2014)	Transportation Research Part F	207
Road traffic demand elasticity estimates: A review	Graham and Glaister (2004)	Transport Reviews	207
Planning, operation, and control of bus transport systems: A literature review	Ibarra-Rojas et al. (2015)	Transportation Research Part B	202
Telecommunications and travel relationships - a review	Salomon (1986)	Transportation Research Part A	200

Appendix I – Influential outsiders of transportation literature

Division	Author(s) (year)	Title	Journal	Cit.
Network modelling and traffic flow	Richards (1956)	Shock Waves on the Highway	Operations Research	455
	Lighthill and Whitham (1955)	On kinematic waves II. A theory of traffic flow on long crowded roads	Proceedings of the Royal Society of London. Series A. Mathematical and Physical Sciences	330
	Wardrop (1952)	Road paper. some theoretical aspects of road traffic research	Proceedings of the institution of civil engineers	299
	Treiber et al. (2000)	Congested traffic states in empirical observations and microscopic simulations	Physical Review E	159
	Arnott et al. (1993)	A structural model of peak-period congestion: A traffic bottleneck with elastic demand	The American Economic Review	152
	Van Arem et al. (2006)	The impact of cooperative adaptive cruise control on traffic-flow characteristics	IEEE Transactions on Intelligent Transportation Systems	104
	Agatz et al. (2012)	Optimization for dynamic ride-sharing: A review	European Journal of Operational Research	89
	Friesz et al. (1993)	A variational inequality formulation of the dynamic network user equilibrium problem	Operations Research	89
	Farahani et al. (2013)	A review of urban transportation network design problems	European Journal of Operational Research	47
Economics of transport	Vickrey (1969)	Congestion theory and transport investment	The American Economic Review	420
	Small (1982)	The scheduling of consumer activities: work trips	The American Economic Review	303
	Charnes et al. (1978)	Measuring the efficiency of decision making units	European Journal of Operational Research	298
	Kahneman (1979)	Prospect theory: An analysis of decisions under risk	Econometrica	291
	McFadden and Train (2000)	Mixed MNL models for discrete response	Journal of Applied Econometrics	264
	Banker et al. (1984)	Some models for estimating technical and scale inefficiencies in data envelopment analysis	Management Science	128
	Mohring (1972)	Optimization and scale economies in urban bus transportation	The American Economic Review	114
	Egbue and Long (2012)	Barriers to widespread adoption of electric vehicles: An analysis of consumer attitudes and perceptions	Energy Policy	108
	Hidrué et al. (2011)	Willingness to pay for electric vehicles and their attributes	Resource and energy economics	100
	Farrell (1957)	The measurement of productive efficiency	Journal of the Royal Statistical Society: Series A (General)	91
	Caves et al. (1984)	Economies of density versus economies of scale: why trunk and local service airline costs differ	The RAND Journal of Economics	84
	Williams (1977)	On the formation of travel demand models and economic evaluation measures of user benefit	Environment and Planning A	80
	Borenstein (1989)	Hubs and high fares: dominance and market power in the US airline industry	The RAND Journal of Economics	78
	Davis (1989)	Perceived Usefulness, Perceived Ease of Use, and User Acceptance of Information Technology	MIS Quarterly	75
	Small et al. (2005)	Uncovering the distribution of motorists' preferences for travel time and reliability	Econometrica	59
	Logistics	DeSerpa (1971)	A theory of the economics of time	The Economic Journal
Solomon (1987)		Algorithms for the vehicle routing and scheduling problems with time window constraints	Operations Research	146
Christiansen et al. (2013)		Ship routing and scheduling in the new millennium	European Journal of Operational Research	68
Bodin (1983)		Routing and scheduling of vehicles and crews, the state of the art	Computers & Operations Research	54
Travel behaviour	Hakimi (1964)	Optimum locations of switching centers and the absolute centers and medians of a graph	Operations Research	22
	Ewing and Cervero (2010)	Travel and the built environment: a meta-analysis	Journal of the American Planning Association	511
	Hansen (1959)	How accessibility shapes land use	Journal of the American Institute of Planners	238
	Sheller and Urry (2006)	The new mobilities paradigm	Environment and Planning A	224
	Pucher et al. (2010)	Infrastructure, programs, and policies to increase bicycling: an international review	Preventive Medicine	151
	Handy and Niemeier (1997)	Measuring accessibility: an exploration of issues and alternatives	Environment and Planning A	131
	Saelens et al. (2003)	Environmental correlates of walking and cycling: findings from the transportation, urban design, and planning literatures	Annals of behavioral medicine	131
De Hartog et al. (2010)	Do the health benefits of cycling outweigh the risks?	Environmental Health Perspectives	129	

	Bamberg and Schmidt (2003)	Incentives, morality, or habit? Predicting students' car use for university routes with the models of Ajzen, Schwartz, and Triandis	Environment and Behavior	119
	Cresswell (2010)	Towards a politics of mobility	Environment and Planning D: Society and Space	106
	Oja et al. (2011)	Health benefits of cycling: a systematic review	Scandinavian Journal of Medicine & Science in Sports	102
	Saelens and Handy (2008)	Built environment correlates of walking: a review	Medicine and science in sports and exercise	92
	Garrard et al. (2008)	Promoting transportation cycling for women: the role of bicycle infrastructure	Preventive Medicine	77
	Woodcock et al. (2009)	Public health benefits of strategies to reduce greenhouse-gas emissions: urban land transport	The Lancet	66
	Pucher and Dijkstra (2003)	Promoting safe walking and cycling to improve public health: lessons from the Netherlands and Germany	American Journal of Public Health	53
	Mueller et al. (2015)	Health impact assessment of active transportation: a systematic review	Preventive Medicine	50
	Parasuraman et al. (1988)	Servqual: A multiple-item scale for measuring consumer perc	Journal of Retailing	59
Road safety	Ajzen (1991)	The theory of planned behavior	Organizational Behavior and Human Decision Processes	721
	Reason et al. (1990)	Errors and violations on the roads: a real distinction?	Ergonomics	345
	Hu and Bentler (1999)	Cutoff criteria for fit indexes in covariance structure analysis: Conventional criteria versus new alternatives	Structural equation modeling: a multidisciplinary journal	255
	Fornell and Larcker (1981)	Evaluating structural equation models with unobservable variables and measurement error	Journal of Marketing Research	223
	Jacobsen (2015)	Safety in numbers: more walkers and bicyclists, safer walking and bicycling	Injury Prevention	179
	Anderson and Gerbing (1988)	Structural equation modeling in practice: A review and recommended two-step approach	Psychological bulletin	178
	Podsakoff et al. (2003)	Common method biases in behavioral research: a critical review of the literature and recommended remedies	Journal of Applied Psychology	172
	Spiegelhalter et al. (2002)	Bayesian measures of model complexity and fit	Journal of the Royal Statistical Society: Series B (Statistical Methodology)	161
	Parker et al. (1995)	Driving errors, driving violations and accident involvement	Ergonomics	158
	Armitage and Conner (2001)	Efficacy of the theory of planned behaviour: A meta-analytic review	British journal of social psychology	149
	Elander et al. (1993)	Behavioral correlates of individual differences in road-traffic crash risk	Psychological bulletin	148
	Ulleberg and Rundmo (2003)	Personality, attitudes and risk perception as predictors of risky driving behaviour among young drivers	Safety Science	139
	Klauer et al. (2014)	Distracted driving and risk of road crashes among novice and experienced drivers	New England Journal of Medicine	122
	Lawton et al. (1997)	The role of affect in predicting social behaviors: The case of road traffic violations	Journal of Applied Psychology	119
	Deffenbacher et al. (1994)	Development of a driving anger scale	Psychological Reports	115
	Redelmeier and Tibshirani (1997)	Association between cellular-telephone calls and motor vehicle collisions	New England Journal of Medicine	101
	Anstey et al. (2005)	Cognitive, sensory and physical factors enabling driving safety in older adults	Clinical Psychology Review	98
	Baron and Kenny (1986)	The moderator–mediator variable distinction in social psychological research: Conceptual, strategic, and statistical considerations	Journal of Personality and Social Psychology	97
	Zohar (1980)	Safety climate in industrial organizations: theoretical and applied implications	Journal of Applied Psychology	96
	Dingus et al. (2016)	Driver crash risk factors and prevalence evaluation using naturalistic driving data	Proceedings of the National Academy of Sciences	86
	Endsley (1995)	Toward a theory of situation awareness in dynamic systems	Human Factors	78
	Reynolds et al. (2009)	The impact of transportation infrastructure on bicycling injuries and crashes: a review of the literature	Environmental health	74
	Chen et al. (2000)	Carrying passengers as a risk factor for crashes fatal to 16-and 17-year-old drivers	JAMA	54
	Parker et al. (1992)	Intention to commit driving violations: An application of the theory of planned behavior	Journal of Applied Psychology	47
	Baker et al. (1974)	The injury severity score: a method for describing patients with multiple injuries and evaluating emergency care	Journal of Trauma and Acute Care Surgery	41